



# THE FIRST 36SE





# THE FIRST 36SE

The Beneteau First 36SE isn't just a sailboat — it's a purebred performance machine built for sailors who demand both speed and sophistication. As the "Special Edition" of the celebrated First 36, the 36SE blends cutting-edge design, lightweight construction, and a race-ready spirit with the comfort and versatility that have made Beneteau the world leader in sailing.

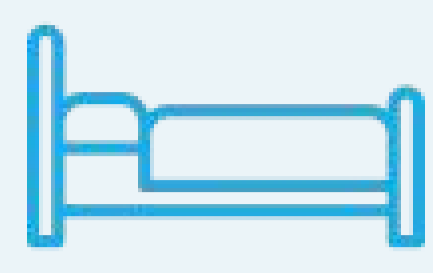
## **Pure Performance Engineering**

Every line, surface, and component of the First 36SE is optimized for speed. With advanced composite construction, a powerful sail plan, and a meticulously balanced hull, this yacht delivers exhilarating performance across all conditions. Expect responsiveness at the helm, agility in maneuvers, and race-course level acceleration — whether you're pushing for podiums or chasing the horizon.

## **Race-Ready, Cruising-Comfortable**

The 36SE doesn't force a choice between offshore competition and weekend escapes. Its deck layout, carbon rig, and premium hardware package are built for serious sailors, while the intelligently designed interior offers the comfort and practicality you need for longer voyages. Four double berths, a bright saloon, and thoughtful storage solutions make this boat as livable as it is competitive.

# FEATURES



## ACCOMMODATION

Std: 3 x DOUBLE CABINS | SALOON | GALLEY | HEAD | UP TO 1.88m HEADROOM



## BATHROOMS

Std: SEPARATE ENCLOSED HEAD  
MANUAL MARINE TOILET  
HOLDING TANK (50l)  
Opt: 240v / HEAT EXCHANGER HOT WATER



## LIVING

SALOON: PORT & STARBOARD LOUNGE WITH CENTRAL TABLE | GALLEY: L SHAPE WITH OPTIONAL BENCH EXTENSION | Opt: FRIDGE LEE CLOTHS SET



## AMBIENCE

GELCOAT WHITE INTERIOR WITH ALPI TEAK TIMBER HILIGHTS | LIGHT GREY CUSHIONS  
Opt: BLINDS AND ROLLER SHADES



## SAIL PLAN

Std: ALUMINIUM CLASSIC MAST | HARKEN SELF TAILING PERFORMA WINCHES | ADJUSTABLE BACK STAY | TRAVELLER SYSTEM | Opt: CARBON MAST  
INTEGRATED BOWSPRIT WITH ANCHOR ROLLER AND WINDLASS | HYDRAULIC BACKSTAY  
NORTH SAILS TRI-RADIAL LAMINATE MAINSAIL & FURLING JIB | NORTH SAILS MASTHEAD GENNAKER  
NORTH SAILS MASTHEAD GENNAKER SNUFFER  
NORTH SAILS FRACTIONAL G-ZERO FURLING GENNAKER




## SAIL AREA

Mainsail: 398 ft<sup>2</sup> / 37 m<sup>2</sup>  
Jib: 377 ft<sup>2</sup> / 35 m<sup>2</sup>  
Spinnaker: MASTHEAD - 1367 ft<sup>2</sup> / 127 m<sup>2</sup>  
FRACTIONAL - 780 ft<sup>2</sup> / 72 m<sup>2</sup>



## NAVIGATION

Opt: GARMIN COASTAL INSTRUMENT PACK  
GARMIN OFFSHORE INSTRUMENT PACK INC AUTOPILOT  
GARMIN AIS  
FUSION AUDIO PACK



## COCKPIT


Std: TWIN WHEEL STEERING  
BATHING PLATFORM  
Opt: BLACK EXTERIOR STYLING  
REMOVABLE TABLE WITH FOLDING LEAVES  
COCKPIT BENCH EXTENSION SET  
COCKPIT SHOWER  
SPRAYHOOD




## ENGINE

Std: YANMAR 29HP SAIL DRIVE  
2 BLADE FLEXOFOLD PROPELLOR  
Opt: KREAUTLER ELECTRIC ENGINE  
GORI 2 BLADE RACING PROPELLOR  
3 BLADE FLEXOFOLD PROPELLOR

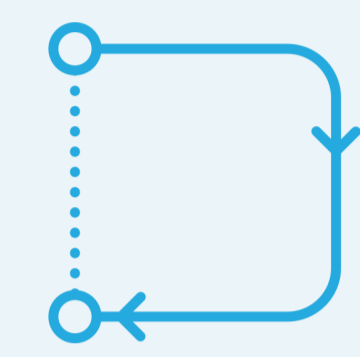
# SPECIFICATIONS




LENGTH OVERALL  
36'0" / 10.97M



BEAM OVERALL  
12'6" / 3.80M



LIGHT DISPLACEMENT  
4,800KG

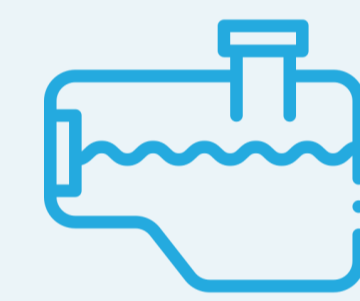


AIR DRAUGHT MAX  
48'3" / 14.7M



KEEL

STD: FIXED DEEP DRAUGHT 7'5" / 2.25M  
OPT: FIXED SHALLOW DRAUGHT 6'5" / 1.95M



FUEL CAPACITY  
70L



WATER CAPACITY  
200L



CE CERTIFICATION  
A6 / B8 / C10



# CONTACT



**1300 110 489**



**[sales@spiritmarineqld.com](mailto:sales@spiritmarineqld.com)**



**Gold Coast, Brisbane, Sunshine Coast  
The Whitsundays, Cairns/Port Douglas**

**Spirit Marine Queensland Pty Ltd**

**[www.spiritmarineqld.com](http://www.spiritmarineqld.com)**

**ABN: 87 615 530 928**