



THE OCEANIS 46.1






THE OCEANIS 46.1

The Oceanis 60 is a true flagship of modern cruising yachts, combining elegance, performance, and comfort in one impressive vessel. Designed for sailors who value both style and substance, this 60-foot yacht embodies the perfect balance between high-end luxury and practical functionality on the water. From the moment you step aboard, the Oceanis 60 exudes sophistication, with sleek lines, a spacious deck, and a refined interior that maximizes natural light and comfort.

Beneath its striking exterior lies a yacht engineered for performance and ease of handling. With advanced hull design and thoughtful sail plan, the Oceanis 60 offers a smooth, stable ride even in challenging conditions, making long passages as enjoyable as coastal cruising. Its expansive cockpit and intuitive layout ensure that both experienced sailors and newcomers can navigate with confidence, while the carefully designed deck spaces provide ample room for relaxation and socializing.

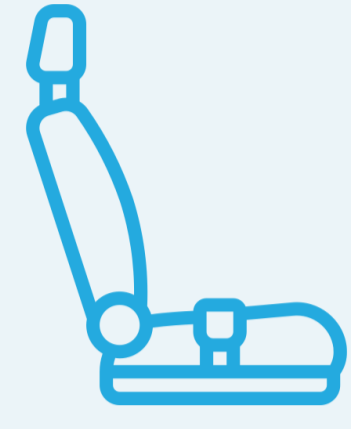
Inside, the Oceanis 60 continues to impress with its open, airy living spaces, high-quality finishes, and smart layout options that cater to families, couples, or groups of friends. Multiple cabins and bathrooms, generous storage, and a well-appointed galley make extended voyages comfortable and convenient. Every detail has been considered to provide a seamless blend of luxury and functionality, whether underway or at anchor.

FEATURES



VAST U-SHAPED COCKPIT

The cockpit can comfortably seat up to 5 people.



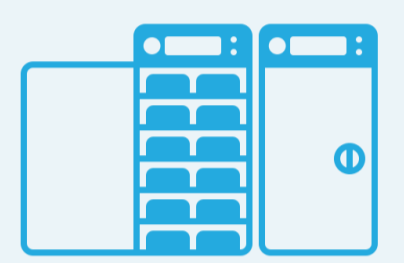
COMFORTABLE SALOON

Modularity is enhanced by a swivelling pilot's seat, and a co-pilot bench-seat that tilts in an instant to face the second bench-seat, or to create a berth.



CABINS

One with the Saloon table converting to double bed
Berths: 4



GALLEY

The galley area is located behind the pilot's seat.
42 litre refrigerator, with freezer
Gas Stove




A CONNECTED BOAT

Fitted with SeaNapps managing all key systems.



STARBOARD SIDE GATE

Easier docking and access for swimming.



MOTORS

1 x Mercury 200 XL DTS



NAVIGATION

Garmin 9" Multi-Functional Screen Bow Thrusters



FACILITIES


Shower | Electric Toilet



OPTIONAL EXTRAS


TBA

SPECIFICATIONS



LENGTH

24'6" – 7.48M




BEAM

2.4M



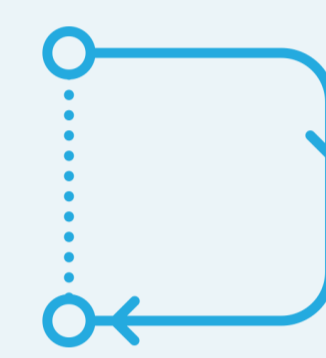
DRAFT

0.8M



AIR

2.3M



DISPLACEMENT

1886 KG



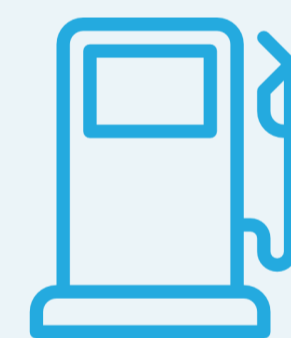
HULL DESIGN

FIBERGLAS/GRP



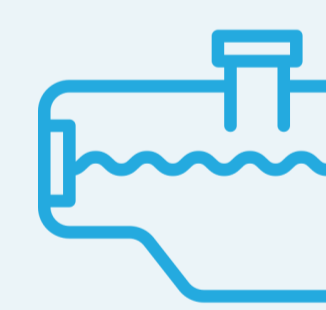
DECK MATERIAL

GRP



FUEL TYPE

UNLEADED



FUEL TANK CAPACITY

170 LITRES



WATER TANK CAPACITY

50 LITRES



TOILET HOLDING TANK

64 LITRES




BILGE PUMPS

ELECTRIC & MANUAL



ELECTRICALS

40-AMP BATTERY CHARGER
SHORE POWER



CONTACT



1300 110 489



sales@spiritmarineqld.com



**Gold Coast, Brisbane, Sunshine Coast
The Whitsundays, Cairns/Port Douglas**

Spirit Marine Queensland Pty Ltd

www.spiritmarineqld.com

ABN: 87 615 530 928