

# The Art of Prompting

The ultimate guide to learn how to #PromptLikeAPro

PromptShelf.AI  
Powered by  TALAVERA  
SOLUTIONS



## HEY THERE, PROMPT CRAFTER!

We're thrilled you picked up The Art of Prompting a compact, high-impact guide designed to help you unlock the full potential of AI through better prompts.

Whether you're building solo or with a team, this isn't just a crash course, it's your first step toward treating prompts like the creative infrastructure they truly are.

Inside, you'll find practical tips, real-world techniques, and a peek at how PromptShelf.ai helps you go from scattered ideas to structured, reusable prompt workflows.

We're excited you're here. Let's #PromptLikeAPro!

**PromptShelf AI**  
Powered by  TALAVERA  
SOLUTIONS





# TABLE OF CONTENTS

## 1- Where to Start?

- What is a prompt?
- Why prompting matters more than ever

## 2- Anatomy of a Great Prompt

- Persona
- Task
- Context
- Format (Inspired by Gemini's PTFC framework)

## 3- Core Techniques

- Zero-shot, few-shot, chain-of-thought
- Using variables + templates
- Iteration is everything
- Common Prompting Traps to Avoid

## 4- Why PromptShelf.ai?

- Prompts are infrastructure.
- PromptShelf.ai keeps them organized.
- Built for teams & scales with you.

## 5- PromptShelf.ai Power Moves

- Organize & reuse your best prompts

- Version control + collaboration
- Tagging, search & sharing with teams

## 6- Role-Based Prompts

- For devs, PMs, marketers, and CX teams
- Real-world examples with copy-paste value
- Build your team's shared prompt library

## 7- Avoid these mistakes

- Over prompting (Yes, it's a thing!)
- Being vague or under-specific
- Ignoring the output and skipping reviews

## 8- Keep Evolving

- Prompts are never final
- Learn, test, refine, repeat

## 9- Extras!

- Top Copy-and-Go Prompts
- Build Your Prompt Stack (Templates + Variables)
- From Prompt to Workflow
- Earn While You Prompt



# 1. WHERE TO START?


## WHAT IS A PROMPT?

A prompt is a message you send to an AI to get a specific kind of response. It can be a question, a command, a scenario, anything that guides the model's output.

## WHY PROMPTING MATTERS MORE THAN EVER

*Good prompts = better results.*

They clarify what you want, frame the right context, and reduce back-and-forth with the AI. Great prompting isn't magic, it's structure, intention, and iteration. The more you practice, the better (and faster) you'll get at making AI do the heavy lifting.

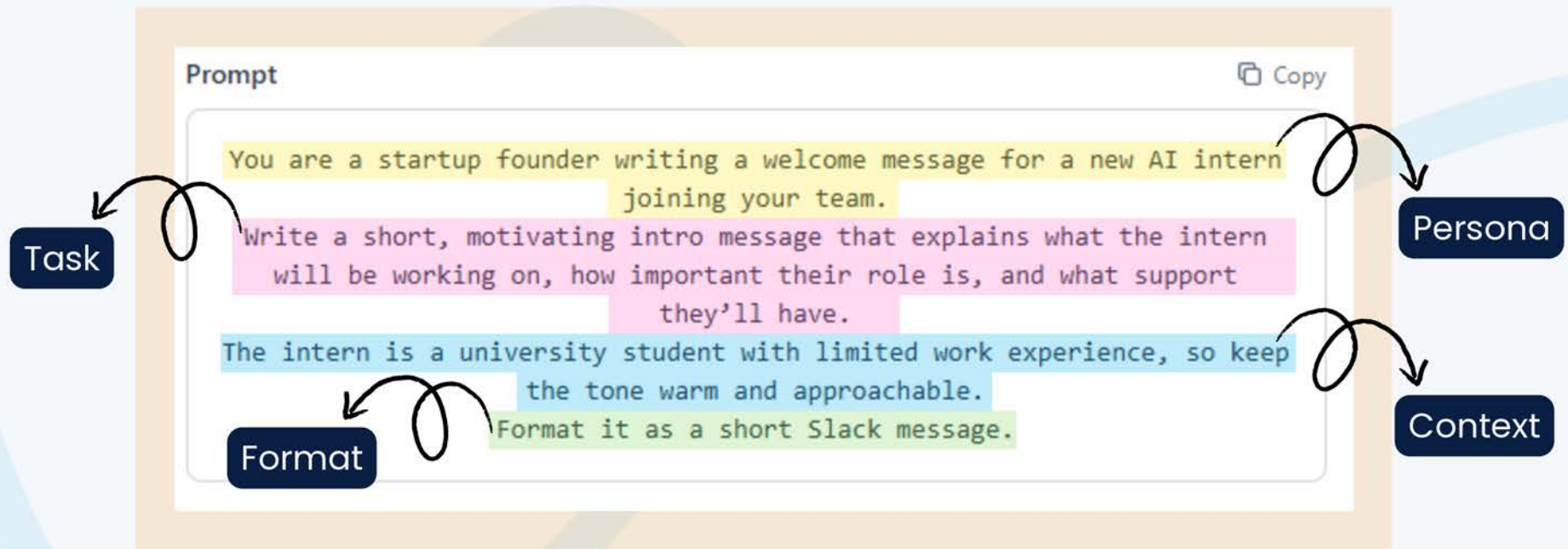






## 2 – ANATOMY OF A GREAT PROMPT

Every great prompt has four key parts:



- *Persona:* Who is the AI Acting as?
- *Task:* What do you want it to do?
- *Context:* What background does it need?
- *Format:* How should the response look?

These 4 parts give your prompt structure and clarity. The more context you provide, the better results you'll get from the AI.



## 3 – CORE TECHNIQUES

### ZERO-SHOT, FEW-SHOT, CHAIN-OF-THOUGHT

- **Zero-shot:** Just ask! The model gets no examples, great for simple tasks.
  - ✱ *Example:* “Summarize this article in 3 bullet points”
- **Few-shot:** You provide a few examples to guide the tone, style, or logic.
  - ✱ *Example:* “Here are 2 customer replies. Write a third in the same tone”
- **Chain-of-thought:** Ask the model to show its reasoning step by step.
  - ✱ *Example:* “Explain your reasoning before giving the final answer”



### USING VARIABLES + TEMPLATES

Turn static prompts into reusable ones by inserting dynamic variables.

- ✱ *Example:* “Write a welcome email for {{job\_title}} joining the {{team}} team”

💡 *Bonus:* PromptShelf.ai lets you save these as templates and fill in the blanks as needed.

### ITERATION IS EVERYTHING

Don’t expect perfection on the first try! It’s okay if it takes a few attempts to refine your prompts: adjust the persona, clarify the format and/or add more context.

- ✱ Great prompting is part creativity, part feedback loop.





## COMMON PROMPTING TRAPS TO AVOID

### TOO VAGUE

"Write something helpful" → But... helpful how?

### NO CONTEXT

The model isn't a mind reader.  
The more background, the better.

### TOO MUCH AT ONCE

Asking for 10 things in 1 prompt > messy output.  
Break it down.

### SKIPPING EXAMPLES

When tone or format matters, give the model something to mimic.

### NEVER ITERATING

First drafts are just the start. Tweak, test, repeat, it's part of the process.

 **Bonus:** PromptShelf.ai lets you save these as templates and fill in the blanks as needed.



## 4 – WHY PROMPTSELF.AI?

### PROMPTS ARE INFRASTRUCTURE.

In modern AI workflows, prompts aren't disposable. They're strategic building blocks that shape your results, power your automation, and capture your team's best thinking.


### PROMPTSELF.AI KEEPS THEM ORGANIZED.

No more digging through docs, chats, or random notes. With PromptShelf.ai, every prompt is tagged, searchable, and ready to reuse turning chaos into a clean, accessible library.

### BUILT FOR TEAMS & SCALES WITH YOU

From a single creator to an enterprise AI team, PromptShelf grows alongside your needs. Collaborate with version history, share context effortlessly, and keep everyone working from the same source of truth.

💡 PromptShelf.ai isn't a file system or a notebook. It's your prompt operations hub where prompts become organized, repeatable, and part of your team's knowledge base.







## 5- PROMPTSHELF.AI POWER MOVES

Three features that turn prompt chaos into clarity.

### ORGANIZE & REUSE YOUR BEST PROMPTS

Build a structured, searchable prompt library. Use folders, tags, and templates to save time, stay consistent, and quickly repurpose what works.

### VERSION CONTROL WITH STRUCTURE

PromptShelf.ai tracks every edit, so you never lose your progress. Leave comments, compare prompt versions, and co-create with your team in real time, no more “final\_final\_v2” files.

### TAGGING, SEARCH & SHARING WITH TEAMS

Instantly find the right prompt with smart tags and filters. Share prompts across your team or workspace with the right context baked in ready to use or customize.





## 6 – ROLE-BASED PROMPTS

Prompts built for how you work.

### FOR DEVELOPERS

Generate clean code, debug faster, write tests, and explore APIs with prompts that speak your language.

- ✿ Example: “You are a senior backend engineer. Write a Python script that connects to a PostgreSQL database and retrieves user data by ID.”

### FOR PRODUCT MANAGERS

Summarize feedback, draft specs, and plan roadmaps without drowning in details.

- ✿ Example: “Summarize these 20 user reviews into the top 3 feature requests. Keep it concise and actionable.”

### FOR MARKETERS

Create scroll-stopping copy, ad headlines, and email sequences all in your brand voice.

- ✿ Example: “Write 5 headline options for a LinkedIn post announcing a product launch. Tone: confident, not salesy.”

### FOR CUSTOMER EXPERIENCE TEAMS

Draft empathetic replies, help docs, and onboarding guides that keep customers happy.

- ✿ Example: “Write a friendly reply to a customer asking for a refund outside the policy. Offer a fair compromise.”





PromptShelf.ai isn't a file system or a notebook. It's your prompt operations hub where prompts become organized, repeatable, and part of your team's knowledge base. Each role has different needs but the goal is the same: faster, clearer, better outputs. PromptShelf.ai lets teams save, share, and evolve their most valuable prompts in one place.

## 7 – AVOID THESE MISTAKES

Even great prompts can fail if you do this.

### OVERPROMPTING (YES, IT'S A THING!)

Cramming too much into one mega-prompt overwhelms the model, and you. Break complex tasks into smaller, focused prompts.

### BEING VAGUE OR UNDER-SPECIFIC

If your instructions are fuzzy, your results will be too. Be clear about tone, format, audience, and the task.

### IGNORING THE OUTPUT AND SKIPPING REVIEWS

Prompting is iterative. Review, tweak, and improve instead of starting from scratch every time.



When the output isn't working, refine the input rather than editing the output.





## 8 – KEEP EVOLVING

Great prompting isn't static, it grows with you.

### PROMPTS ARE NEVER FINAL

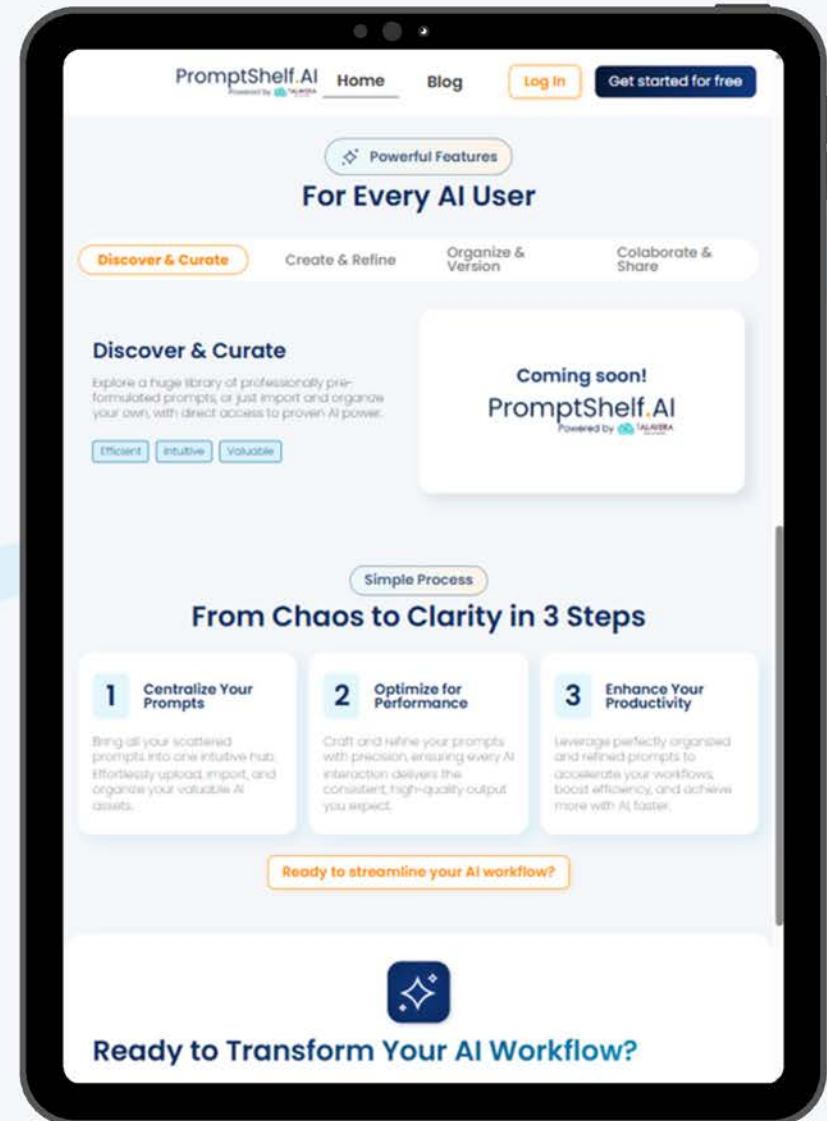
What works today might need a tweak tomorrow. Use PromptShelf.ai to revisit and refine your prompts over time.

### LEARN, TEST, REFINE, REPEAT

Treat every AI output as feedback. Adjust your prompt, test again, and keep what works best.



Evolving prompts = evolving results. Keep iterating, and your outputs will keep getting better.







## 9 – EXTRAS

Explore more ways to take your prompts further.

### TOP COPY-AND-GO PROMPTS

#### MARKETING

##### Website Marketing Insight Analyst

Analyzes a company website and produces a marketing-focused summary of its offerings, value, and market position.

#### HR + RECRUITING

##### Job Interview Assessment Summary Generator

Evaluates candidate skills, scores CEFR English proficiency, and provides objective interview summaries for hiring decisions.

#### ENGINEERING

##### Azure DevOps Work Items CSV Generator

Generates CSV templates and import frameworks, requiring user-provided content and Azure DevOps details to function.

#### OPERATIONS

##### Multi-Language Meeting Summarizer

Creates bilingual English-Spanish summaries of Teams meetings with key points, actions, and participants.



Explore 14+ prompt categories waiting for you in PromptShelf.ai




## BUILD YOUR PROMPT STACK (TEMPLATES + VARIABLES)

Create modular prompts you can adapt, reuse, and scale across different projects. The Templates section in PromptShelf.ai lets you insert dynamic variables so one prompt can work for multiple contexts, saving you from rewriting the same instructions over and over. Store your best building blocks, organize them by use case, and quickly customize them for any task or team member.

## FROM PROMPT TO WORKFLOW

Automate with PromptShelf.ai

Transform single prompts into complete, automated workflows by linking them in a logical sequence. The Workflows section allows you to chain tasks together, for example summarizing data, generating a report, and formatting it for distribution, all in one automated flow. This ensures consistency, speeds up execution, and reduces repetitive manual work.







## EARN WHILE YOU PROMPT

Create content about PromptShelf.ai on TikTok, Instagram, YouTube, or your favorite platform, mention [promptshelf.ai](https://promptshelf.ai) and use the hashtags **#Promptshelfai** and **#PromptLikeAPro** to qualify.

You'll earn \$1.50 for every 1,000 real views and yes, that adds up fast, up to \$15,000 per video, with no limit on how many you post.

★ **Ready to level up?** Share your passion for smart prompting, amplify your reach, and get rewarded while you do it. You can be part of this too.

Your AI journey is just getting started, and with PromptShelf.ai, every great idea has a place to grow.

Follow us for more tips, templates, and inspiration:

🌐 **Website:** [Promptshelf.ai](https://promptshelf.ai)

📱 **Instagram & X:** @PromptShelfAI

