



System Data Sheet & Specifications

LITEFLOOR

NON-FIRE-RATED SKYLIGHTS & GLASS FLOORS
LAMINATED GLASS WITH OPTIONAL SLIP RESISTANCE

www.greenliteglass.com | info@greenliteglass.com | +1 (877) 708-2151

LITEFLOOR® SYSTEM

PRODUCT FEATURES

LITEFLOOR is a walkable laminated safety glass with optional slip-resistant properties and/or structural integrity.

Engineered to meet ASTM E2751 for Design Performance of Supported Laminated Glass, high volume foot traffic and extreme loading.

Glass panels installed from above for safe easy installation.

Options include: sacrificial sheet, boarder frit, durable non-slip surfaces, Low E coatings, factory glazed IGU with sealed Air - spaces.

SPECIFICATIONS

Impact Safety Rating: CPSC 16 1201 (CATEGORIES I & II)

Tested Slip Resistance: ASTM F1679-00/ ANSI A326.3

Nominal Glass Thickness (in.; mm): 1 1/4" (32mm)

Thickness Tolerance (in.;mm): +1/8" to -1/16" (+3mm to -1.5mm)

Weight (lbs/sqft; kg/sqm): 15 lbs/sqft; 73.5 kg/sqm


Standard Live loading 100 PSF: Optional higher loading available

*Optional privacy interlayer available.



MAXIMUM GLASS PANEL DIMENSIONS

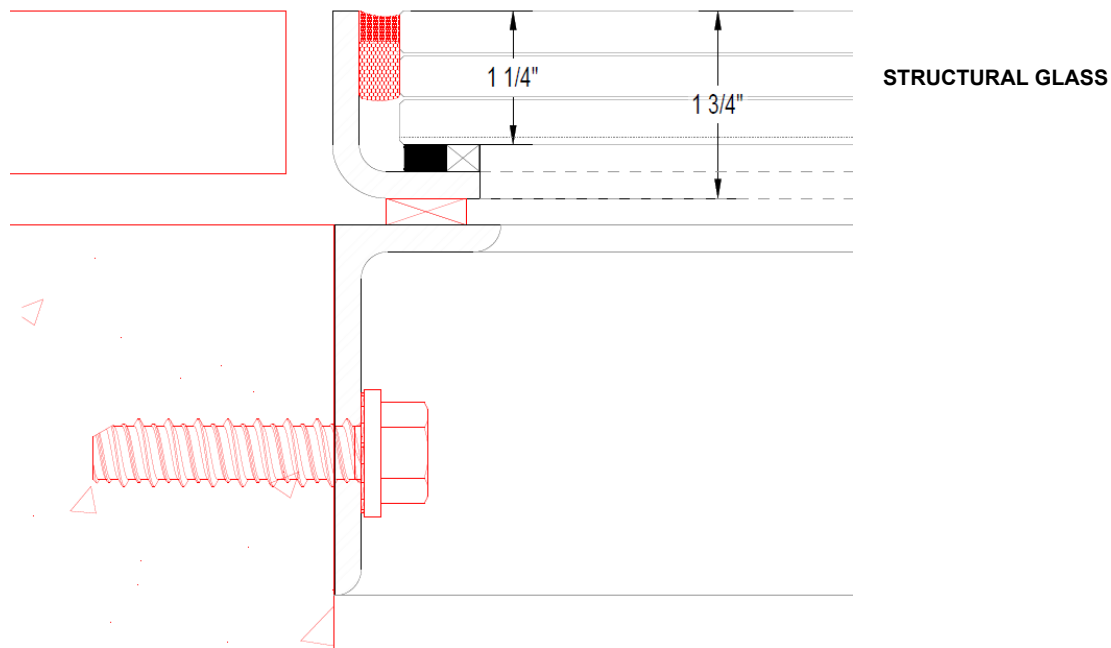
Application	Weight	Max Width of Glass	Max Length of Glass	Installation
Horizontal	15 lbs/sqft 73.5 kg/sqft	84"	202"	Please request installation details



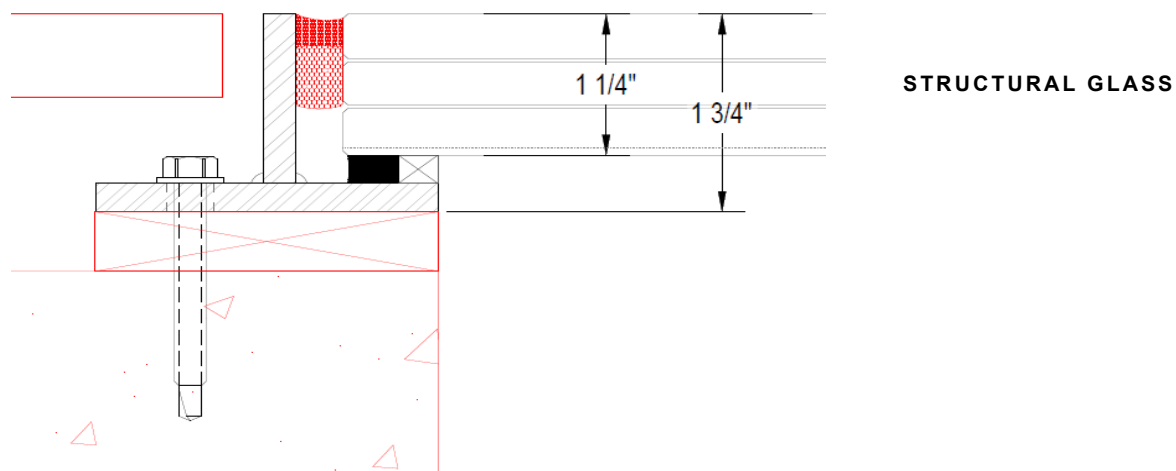
LITEFLOOR® SYSTEM

STANDARD DETAILS:

FACE MOUNT



TOP CURB MOUNT



ASK ABOUT OUR OPTIONAL SACRIFICIAL SHEET