
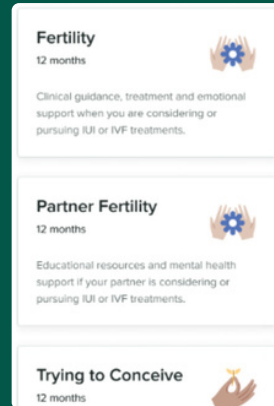


# Get started with Maven

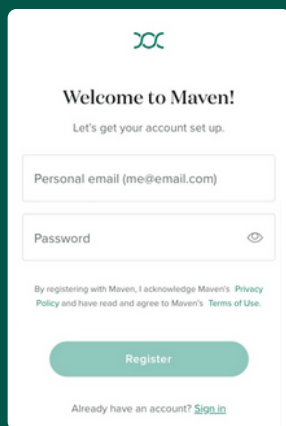
Maven provides free support for your entire reproductive health and family building journey. Your employer or health plan has partnered with Maven to give you access to top-rated providers, judgement-free advice, on-demand classes and support from a dedicated Care Advocate.



**STEP 01**  
Join Maven for free at [mavenclinic.com/join/healthplan](https://mavenclinic.com/join/healthplan) or scan the QR code.

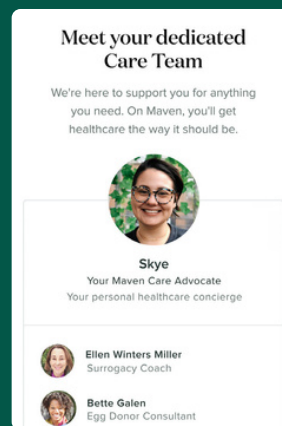


**STEP 04**  
Choose a custom track based on where you are in your reproductive or family health journey

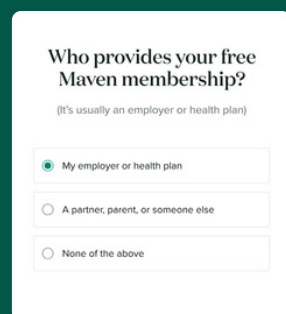


**STEP 02**  
You will create your account using your personal email. You will then need to confirm your eligibility by providing details such as:

- First name (please use the legal name your employer or health plan has on file)
- Last name
- Date of birth (MM-DD-YYYY)



**STEP 05**  
Once you are registered, schedule your introduction appointment with your Care Advocate. They can help you navigate Maven, assign a team of providers, and share resources that are relevant to your journey.



**STEP 03**  
The next section asks who is providing your free Maven membership.

**STEP 6**  
Once signed up, you'll have the option to download the Maven Clinic app to your iOS or Android device for future use. If your partner would like to use Maven, they will need to sign up using your information to validate their own membership.

If you have any questions or issues enrolling, please contact the Maven Care Team at [support@mavenclinic.com](mailto:support@mavenclinic.com).