

We Shape Art-architecture


Nano FLEX

2022

FEATURES



High Transparency

Nano level metal reticular distribution. The min width metal wire is only 10,000 nanometers. LED size is less than 2×2 mm, achieves the highest transparency of 93%.



Plug and Play

NanoFlex is an easy to install product leading to significant time and cost savings. Specific light installations and replacement of light sources are no longer required.







State of the art technology

Nano flex delivers enhanced thermal insulation, light transmittance, safety, security and acoustic protection.

Flexible Dimensions

Nano Screen can be cut at any shape, and be joined seamless. Screen size and shape is flexible for different building areas and fixing points. For instance, triangles or ellipse.



Super Slim & Light Weight

- Screen thickness $\leq 3\text{mm}$.
- Weight $\leq 4\text{kg/m}^2$

Easy Fixing & Maintenance

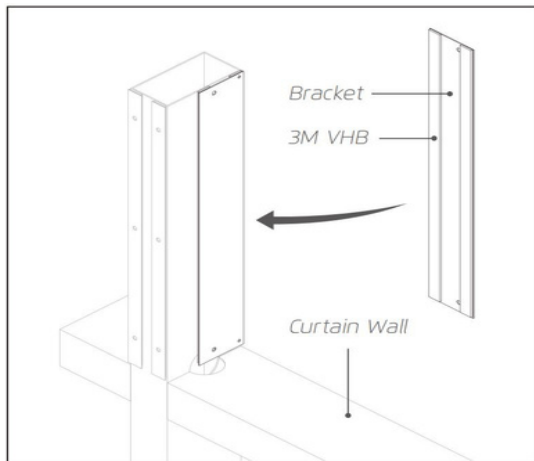
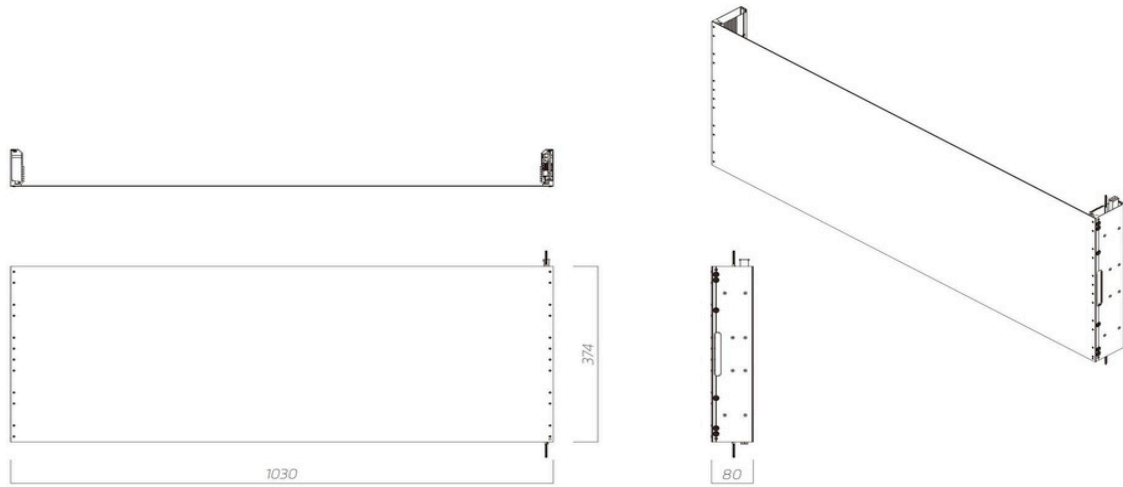
Single piece of led sheet is replaceable, without complicated installation, but easy maintenance.

SPECIFICATION

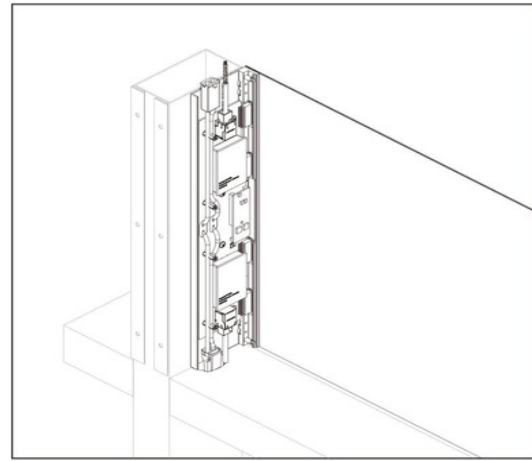
Model	P8	P10	P15	P20	P30
Unit Panel (mm)	240x580x60	240x580x60	240x580x60	240x580x60	240x580x60
Transparency	0.85	0.88	91%	92%	94%
Weight (Kg/m2)	4 KGS	4 KGS	4 KGS	4 KGS	4 KGS
Thickness (mm)	≤3	≤3	≤3	≤3	≤3
Pixel Pitch (mm)*	8	10	15	20	30
LED Type	2121	2121	2121	2121	2121
Brightness (CD/m2)	≤4000	≤3500	≤2000	≤1500	≤1000
Average Power Consumption (w/m2)	30%-50%PMAX	30%-50%PMAX	30%-50%PMAX	30%-50%PMAX	30%-50%PMAX
Maximum Power Consumption (w/m2)	4000nit - 650W	3500nit - 450W	2000nit - 300W	1500nit - 250W	1000nit - 200W
Color Uniformity	±0.003	±0.003	±0.003	±0.003	±0.003
Viewing Angle (°)	160	160	160	160	160
Refresh-rate (Hz)	≥ 1920	≥ 1920	≥ 1920	≥ 1920	≥ 1920
Color Resolution	16	16	16	16	16
Operating Temperature (°C)	—20°C-40°C	—20°C-40°C	—20°C-40°C	—20°C-40°C	—20°C-40°C
Operating Humidity (RH)	10%-80%	10% -80%	10%-80%	10%-80%	10%-80%
Driving Mode	Sta tic	Sta tic	Sta tic	Sta tic	Sta tic
Processing System	Colorlight / NOVA	Colorlight / NOVA	Colorlight / NOVA	Colorlight / NOVA	Colorlight / NOVA

※ Specification is subject to changes without prior notice for product improvement.

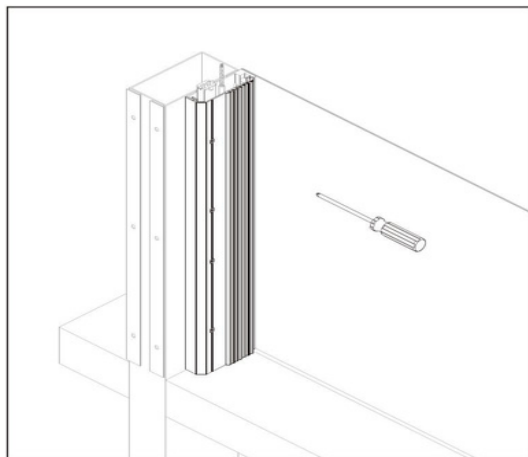
INSTALLATION



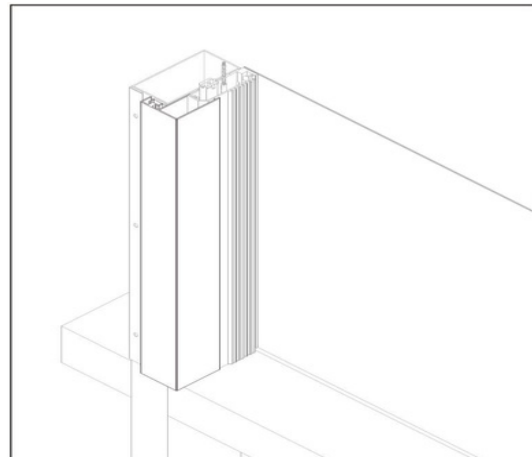
1. Attach base bracket to curtain wall



2. Attach unit to curtain wall

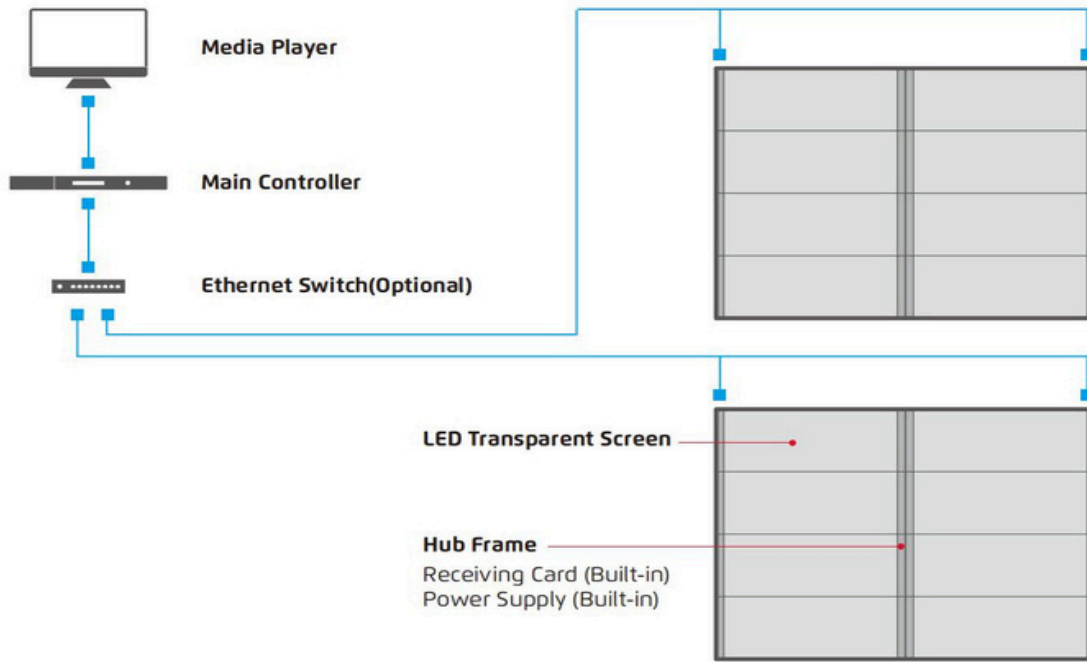


3. Attach unit cover to unit




4. Attach mullion cover to curtain wall

SYSTEM CONNECTION



※ The actual system diagram may subject to change from the above example.

APPLICATION



Dubai Mall Nike Shop, UAE (2020)

1. Facade Glass curtain wall
2. Glass Elevator, Guardrail
3. Showcase, cabinet
4. Creative artistic landscape