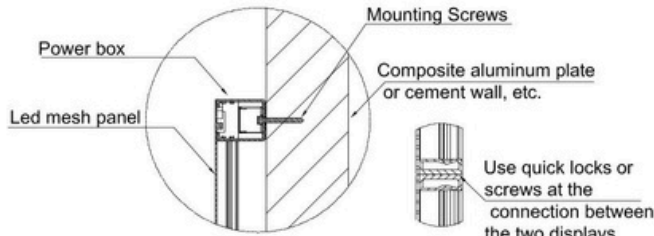


# Wall installation

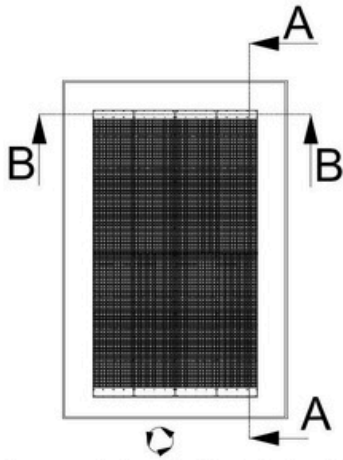
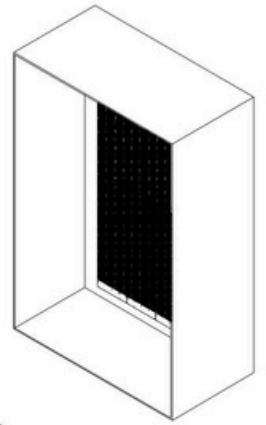


Section B-B




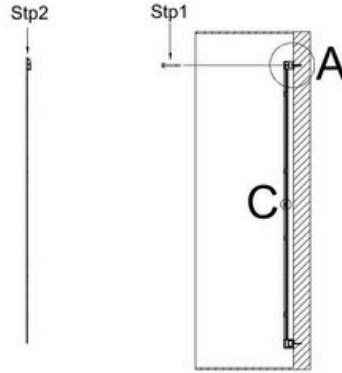
Detail view A

Detail view C



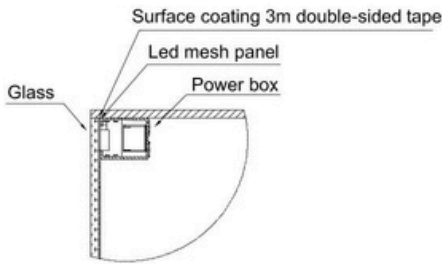
Can be mounted vertically or horizontally

Section A-A

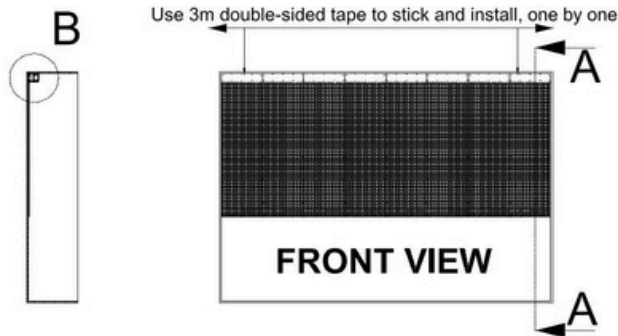
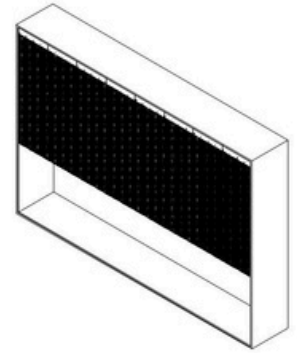
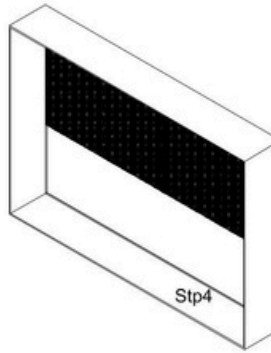


Contains aluminum alloy frame

# Glass installation



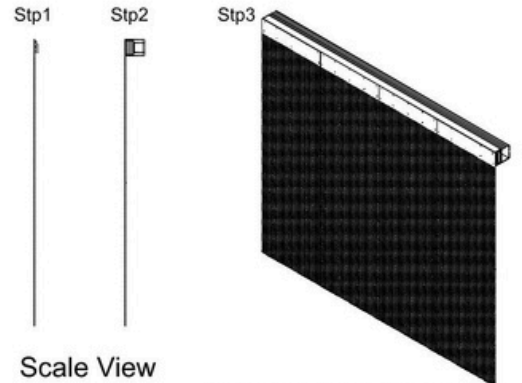
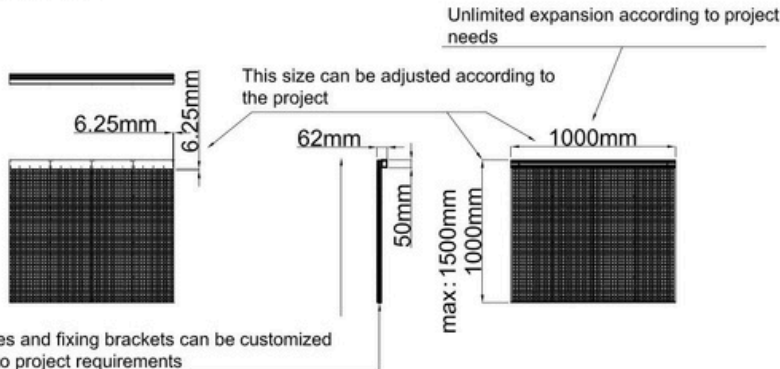
Detail view B



FRONT VIEW

BACK VIEW

Section A-A



Scale View

Aluminum alloy frame not included

Power boxes and fixing brackets can be customized according to project requirements

Undeclared dimensional tolerance  
 0 ± 0,30  
 0,0 ± 0,20  
 0,00 ± 0,10  
 Unmarked tolerance angle ± 0,5°  
 Paper size not proportional to graphics  
 The dimensions marked with "" in the figure are the key dimensions



Date of first drawing 2025-07-07  
 VERSION A/0  
 First drawing Kelvin Yin  
 Revised content Revised by



All rights reserved, can't be reproduced and copied without permission, violators will be prosecuted

VERSION	DATE	Revised content	Revised by

Materials		Name		Honeycomb display installation Diagram	
Hardness	Surface	g	Drawing number	Draw By	Approved By
Finishing		SCALE	Part number		
		1:1			
		mm			