

5.2K EAGLE ULTRA CLASSIC LANDSCAPE



STANDARD FEATURES

- 2' x 2' Front Opening Lockable Tool Box with 6" Tray
- 6 Shovel and Rake Holders (Side Mount)
- 2 Place Weed Eater Rack
- Ladder Rack
- 2" Coupler with 2K Top Wind Tongue Jack
- 15" Wheels & Tires (Radial)
- Sealed Beam LED Lights
- PPG Primer and Paint
- 4' Expanded Metal Ramp
- 2" x 6" #2 or Better Fir Decking
- Tube Tongue (longer than competition)
- Full Length Expanded Metal Steps
- Tongue Chain Tray
- Ribbed Metal Sides

POPULAR OPTIONS


- Pressure Treated Decking
- Spare Tire and/or Mount
- 3 Place Weed Eater Rack

MODEL	DESCRIPTION	GVWR	CURB WEIGHT
EUCLP508SA3	5' x 8' 5.7K Eagle Single Axle UC w/ Landscape Package	5,200	1,195
EUCLP510SA3	5' x 10' 5.7K Eagle Single Axle UC w/ Landscape Package	5,200	1,295
EUCLP610SA3	6' x 10' 5.7K Eagle Single Axle UC w/ Landscape Package	5,200	1,395
EUCLP612SA3	6' x 12' 5.7K Eagle Single Axle UC w/ Landscape Package	5,200	1,455
EUCLP6610SA3	6'6" x 10' 5.7K Eagle Single Axle UC w/ Landscape Package	5,200	1,440
EUCLP6612SA3	6'6" x 12' 5.7K Eagle Single Axle UC w/ Landscape Package	5,200	1,500
EUCLP6614SA3	6'6" x 14' 5.7K Eagle Single Axle UC w/ Landscape Package	5,200	1,530
EUCLP710SA3	7' x 10' 5.7K Eagle Single Axle UC w/ Landscape Package	5,200	1,500
EUCLP712SA3	7' x 12' 5.7K Eagle Single Axle UC w/ Landscape Package	5,200	1,560
EUCLP714SA3	7' x 14' 5.7K Eagle Single Axle UC w/ Landscape Package	5,200	1,650


5.2K EAGLE UC LANDSCAPE TRAILER SPEC SHEET

STANDARD SPECIFICATIONS			
GVWR	5,200#	GAWR	5,200#
Frame	2" x 3" Angle	Cross Members	2" x 3" Angle
Axle	5,200# Posi-Lube Axle (Idler)	Fenders	10" x 32" Diamond Plate
Coupler	2" A-Frame	Suspension	Multi-Leaf Spring
Coupler Height	16"	Ramps	4' - 2" Tube
Deck Height	19"	Uprights	2" x 1" Rectangle Tube
Tongue	2" x 3" Tube	Bump Rail	2" x 1" Tube
Jack	2K Drop Wind Tongue	Sidewalls	24" 16 gauge Smooth Steel 30" to Top of Rail
Safety Chain	27" x 1/4" 5.2K Capacity	Lights	Sealed Beam LED D.O.T
Wheels	15 x 6 6 - 5.5 Mod (Silver)	Decking	2" x 6" #2 or Better Fir Decking
Tires	ST 225/75 R15 Load Range D	Electric Plug	Flat 4-Way Molded Water Tight Plug
Finish	Steel is cleaned (wiped down) to ensure quality protective finish	Paint	PPG Primer and Paint

STANDARD COLORS



Black ALK-FP901



Eagle Majestic Grey

OPTIONAL COLORS




White ALK-FP951



Bright Yellow ALK-FP801




Cat Yellow ALK-FP827



Ford Blue ALK-FP101



Ice Gray ALK-FP301



John Deer Green ALK - FP401



Kubota Orange ALK-FP601



Case IH Red ALK-FP701