

Pool Designs & Options

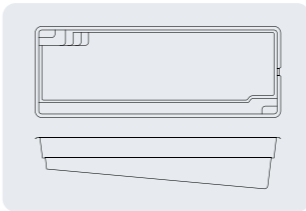


Our range of pools is designed for family life – and the memories that come with it.

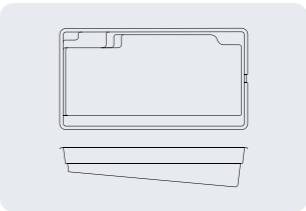
Choosing a pool is a big decision. The following pages are designed to help you compare our pool range by layout, size, and how each design is used - making it easier to find the option that suits your backyard and the way you live.

Family Pools

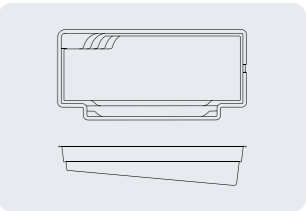
Spacious designs for everyday swimming, play, and entertaining.



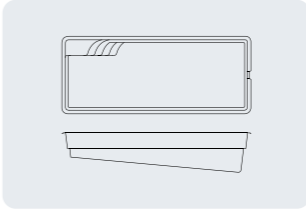
Taigen
A versatile family pool for swimming, play, and everyday use.



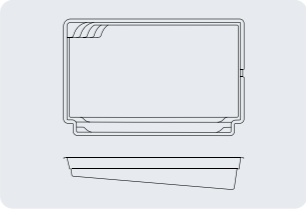
Flinders
A balanced family pool with generous depth and classic proportions.



Lorne
A slimmer family pool suited to narrower blocks.



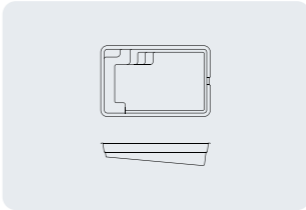
Sorrento
A compact rectangular pool with a clean, modern layout.



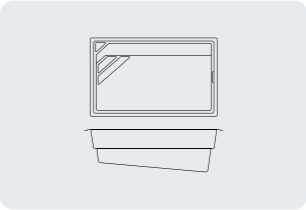
Portsea
A wide family pool designed for entertaining and shared swim space.

Compact & Considered

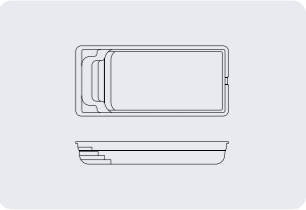
Smaller footprints designed for tighter blocks and thoughtful layouts.



Hudson
A compact plunge pool designed for tight spaces.



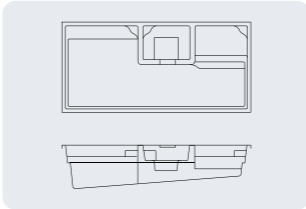
Brighton
A compact pool with generous seating for smaller backyards.



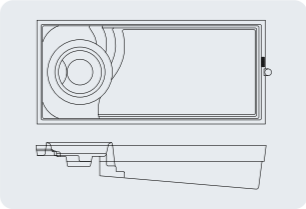
Plunge
A minimal footprint pool designed for cooling and relaxation.

Entertain & Unwind

Pools designed around relaxation, social zones, and integrated spa features.



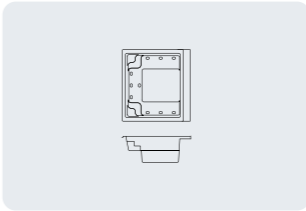
Peninsula
A full-length pool with a side-integrated spa and sun deck for uninterrupted swimming.



Daylesford
A world-first pool with a circular spa and 360-degree spillover.

Inground Spa

An inground spa, standalone or integrated with your pool.



SPACE Spa
A versatile inground spa designed to stand alone or integrate with your pool.

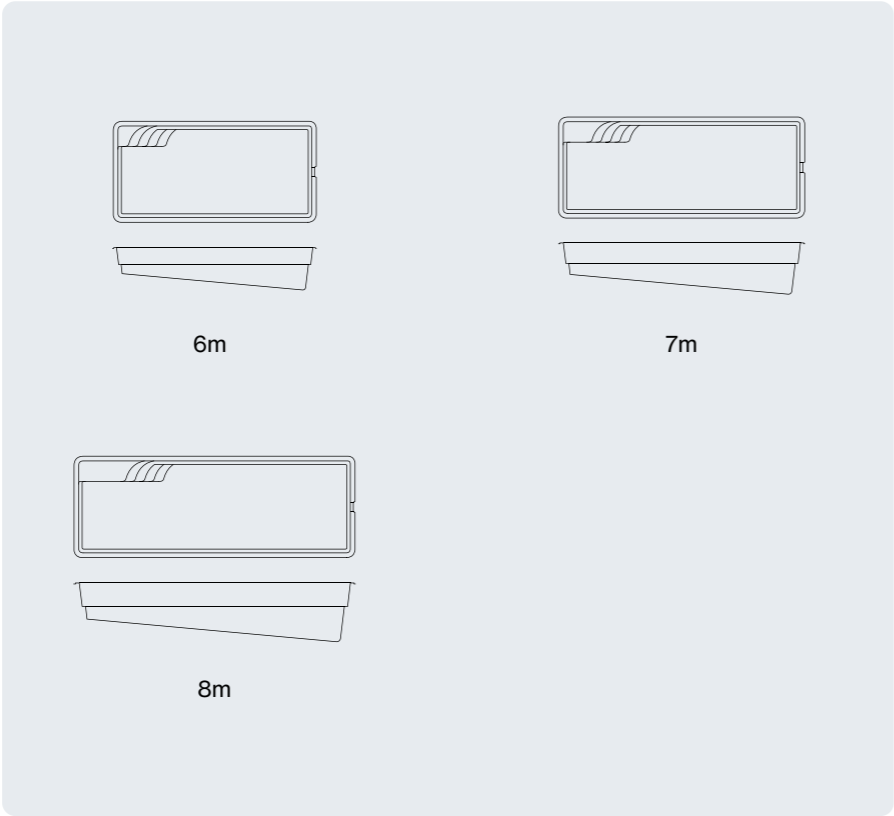
Family Pools

Spacious designs for everyday swimming, play, and entertaining.

Sorrento
6m | 7m | 8m

A minimalist rectangular pool that maximises swim space within a compact footprint.

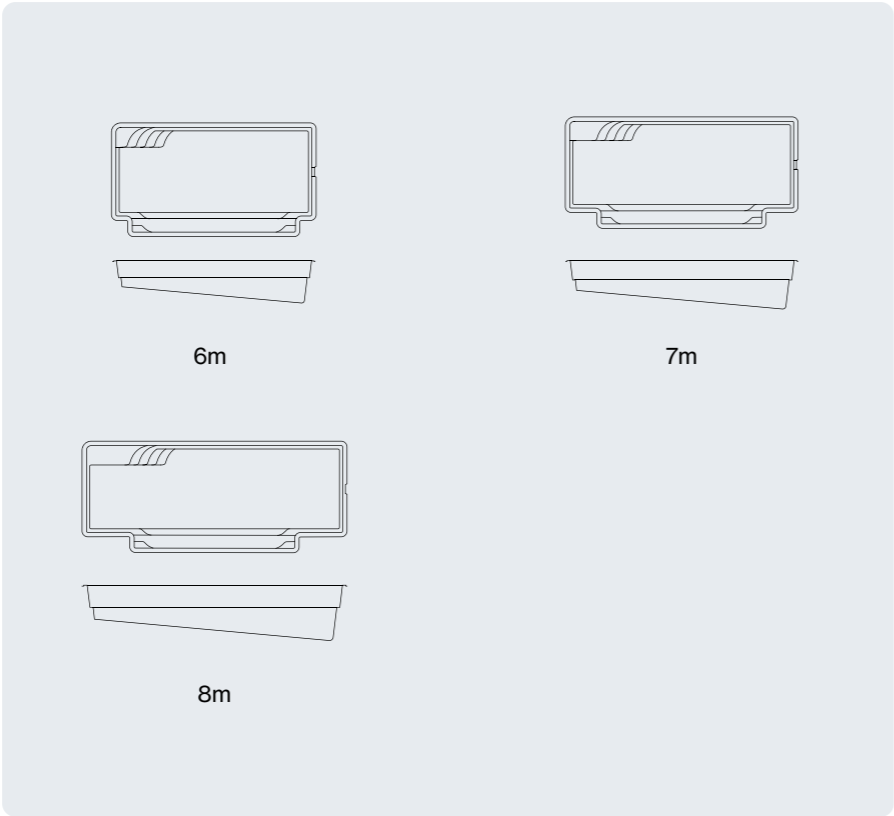
Size	6m	7m	8m
Shell Length	6.3m	7.3m	8.3m
Shell Width	3m	3m	3m
Waterline Length	6m	7m	8m
Waterline Width	2.7m	2.7m	2.7m
Depth	1.27-1.80m	1.22-1.85m	1.17-1.90m



Lorne
6m | 7m | 8m

A streamlined pool design created for narrower blocks, balancing space efficiency with comfortable swimming.

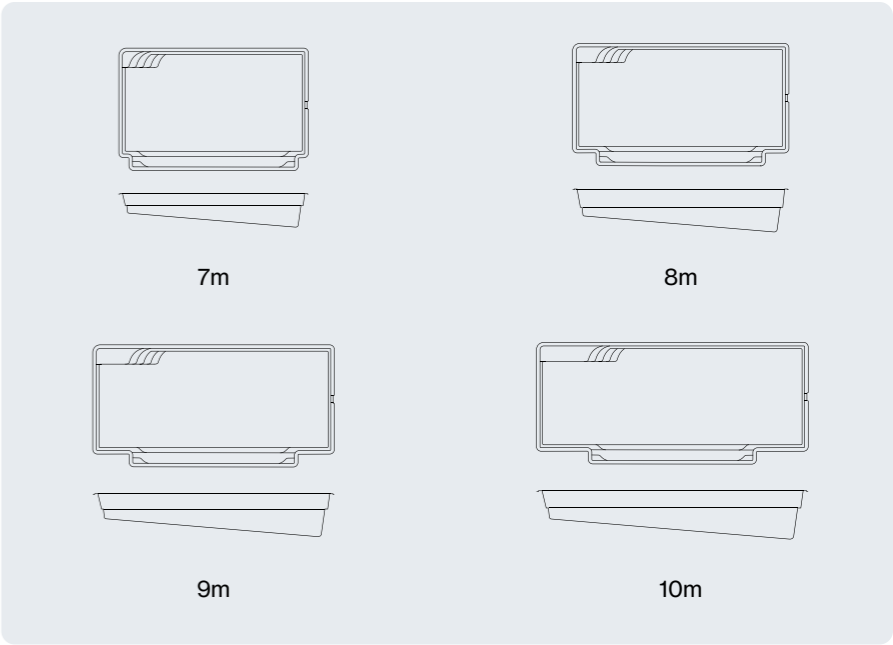
Size	6m	7m	8m
Shell Length	6.3m	7.3m	8.3m
Shell Width	3.5m	3.5m	3.5m
Waterline Length	6m	7m	8m
Waterline Width	3.2m	3.2m	3.2m
Depth	1.27-1.8m	1.22-1.85m	1.17-1.9m



Portsea
7m | 8m | 9m | 10m

A wide-format pool designed to bring people together, with ample space for entertaining and active swimming.

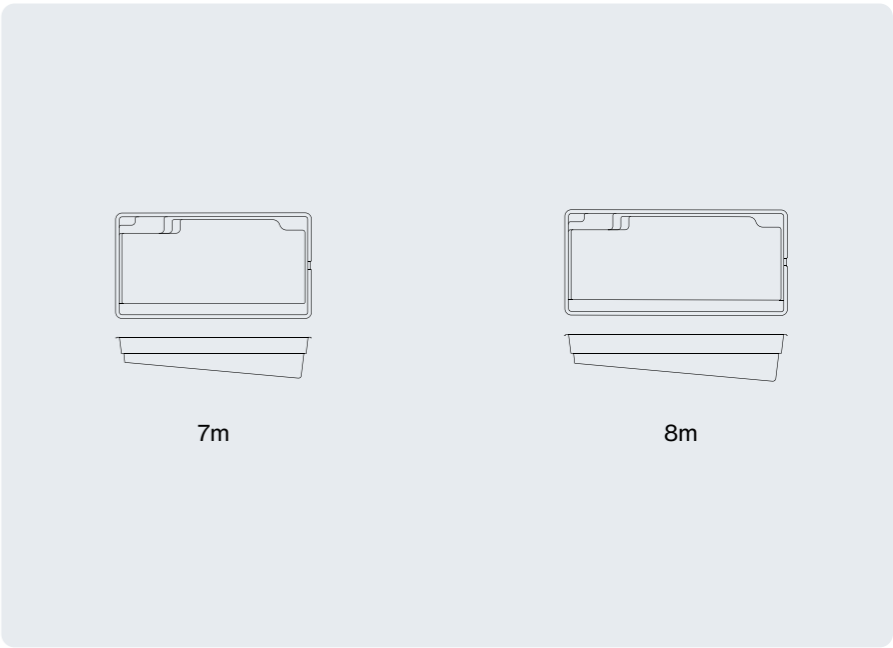
Size	7m	8m	9m	10m
Shell Length	7.3m	8.3m	9.3m	10.3m
Shell Width	4.5m	4.5m	4.5m	4.5m
Waterline Length	7m	8m	9m	10m
Waterline Width	4.2m	4.2m	4.2m	4.2m
Depth	1.23-1.76m	1.19-1.80m	1.15-1.85m	1.10-1.89m



Flinders
7m | 8m

A classic family pool with a considered depth profile, suited to swimming, play, and fitness.

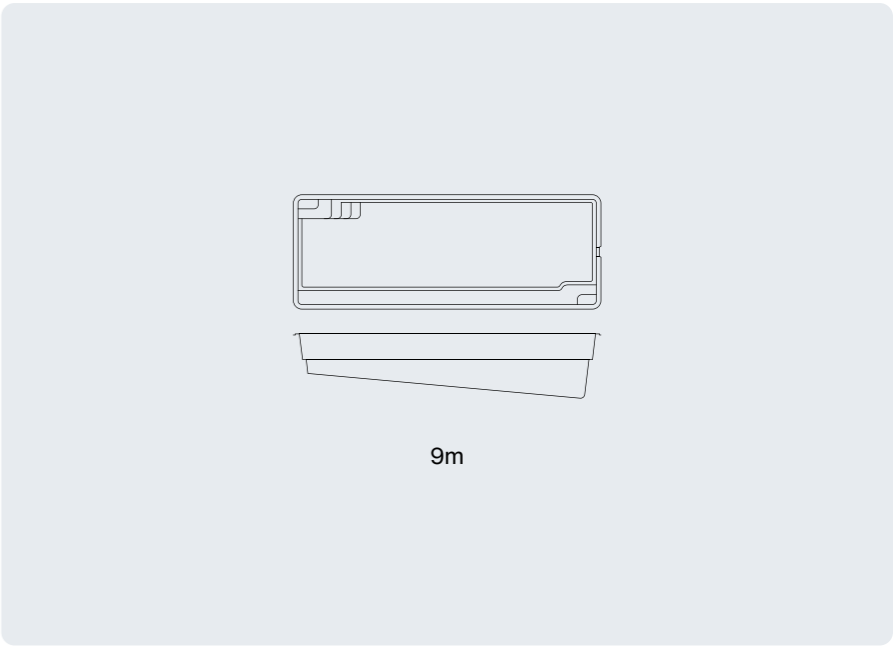
Size	7m	8m
Shell Length	7.3m	8.3m
Shell Width	3.9m	3.9m
Waterline Length	7m	8m
Waterline Width	3.6m	3.6m
Depth	1.20-1.75m	1.11-1.75m



Taigen
9m

A well-balanced family pool design offering generous swim space and a practical layout for everyday use.

Size	9m
Shell Length	9.3m
Shell Width	3.5m
Waterline Length	9m
Waterline Width	3.2m
Depth	1.20-2.00m



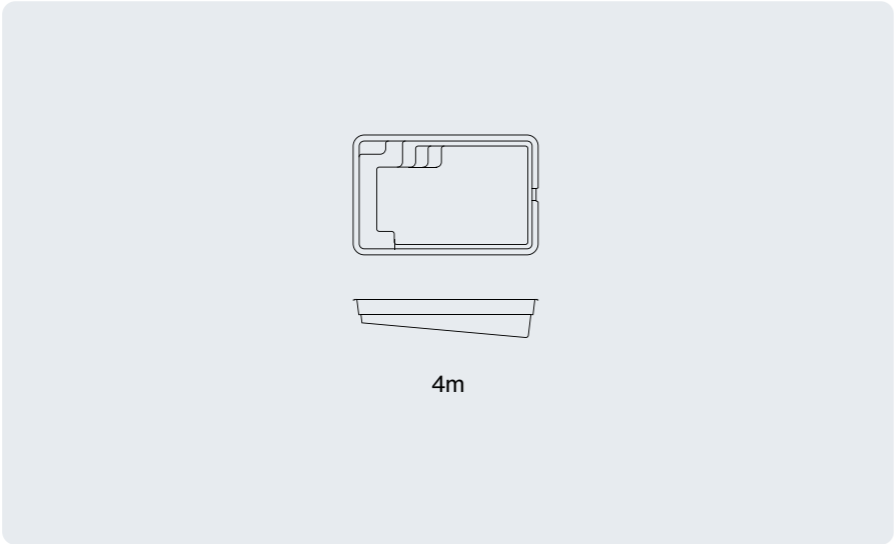
Compact & Considered

Smaller footprints designed for tighter blocks and thoughtful layouts.

Hudson
4m

A slim plunge-style pool designed for smaller backyards, offering a simple, considered layout without sacrificing usability.

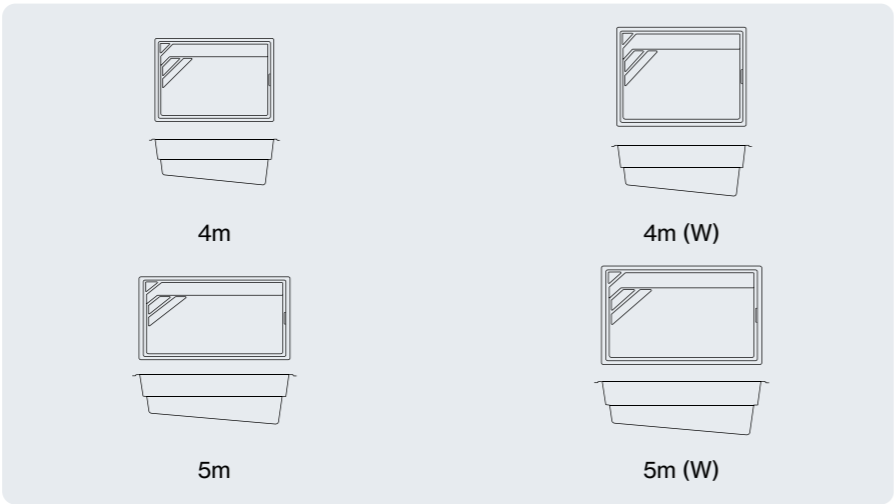
Size	4m
Shell Length	4.3m
Shell Width	2.8m
Waterline Length	4m
Waterline Width	2.5m
Depth	1.18–1.55m



Brighton
4m | 4m (W) | 5m | 5m (W)

A compact pool design that balances a small footprint with comfortable seating and relaxed social use.

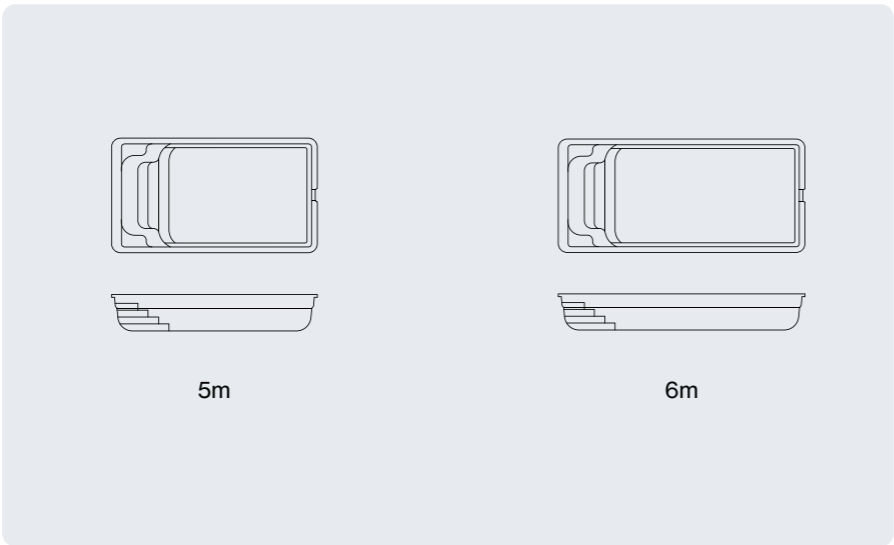
Size	4m	4m (W)	5m	5m (W)
Shell Length	4m	4m	5m	5m
Shell Width	2.2m	2.7m	2.2m	2.7m
Waterline Length	3.7m	3.7m	4.7m	4.7m
Waterline Width	1.9m	2.4m	1.9m	2.4m
Depth	1.20–1.55m	1.20–1.55m	1.20–1.65m	1.20–1.65m



Plunge
5m | 6m

A compact pool with a simple, flat layout, designed for easy access and relaxed use in smaller backyards.

Size	5m	6m
Shell Length	5m	6m
Shell Width	2.8m	2.8m
Waterline Length	4.6m	5.6m
Waterline Width	2.5m	2.5m
Depth	1.5m	1.5m



Entertain & Unwind

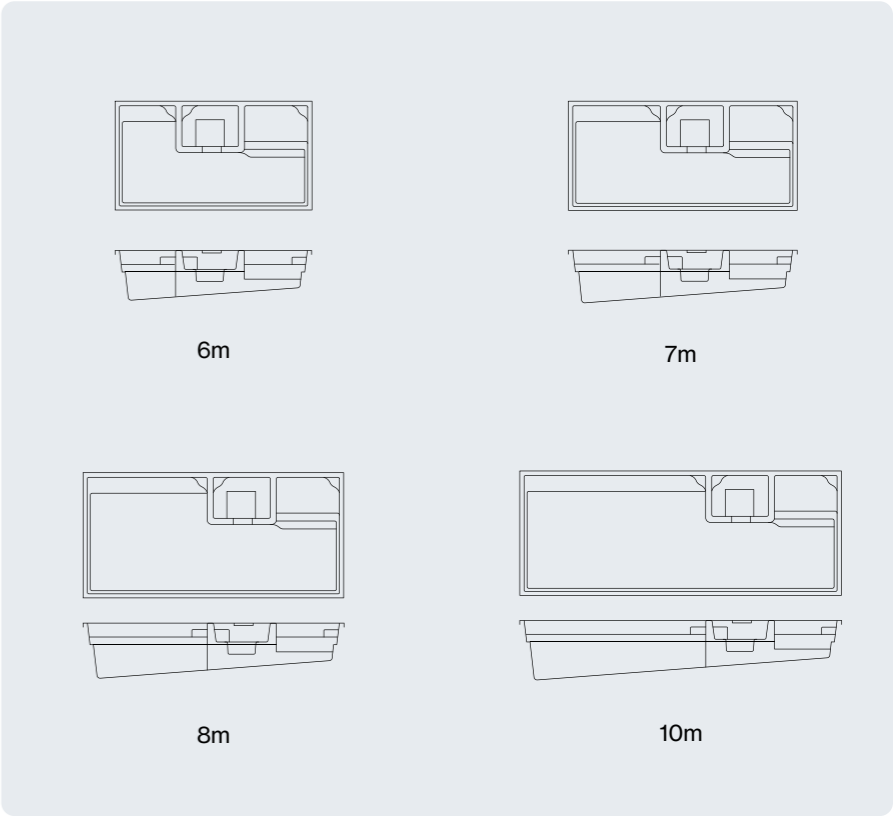
Pools designed around relaxation, social zones, and integrated spa features.

Peninsula
6m | 7m | 8m | 10m

An integrated pool and spa design with the spa positioned along the side, preserving a full-length swim area while creating distinct zones for relaxation and social use.

Size	6m	7m	8m	10m
Shell Length	6.3m	7.3m	8.3m	10.3m
Shell Width	3.5m	3.5m	4m	4m
Waterline Length	7m	8m	9m	10m
Waterline Width	3.2m	3.2m	3.7m	3.7m
Depth	1.20–1.60m	1.20–1.67m	1.20–1.75m	1.20–1.90m

Spa Dimensions	
Spa Shell Length	2.2m
Spa Shell Width	1.65m
Spa Shell Depth	1.0m
Spa Waterline Length	1.8m
Spa Waterline Width	1.3m

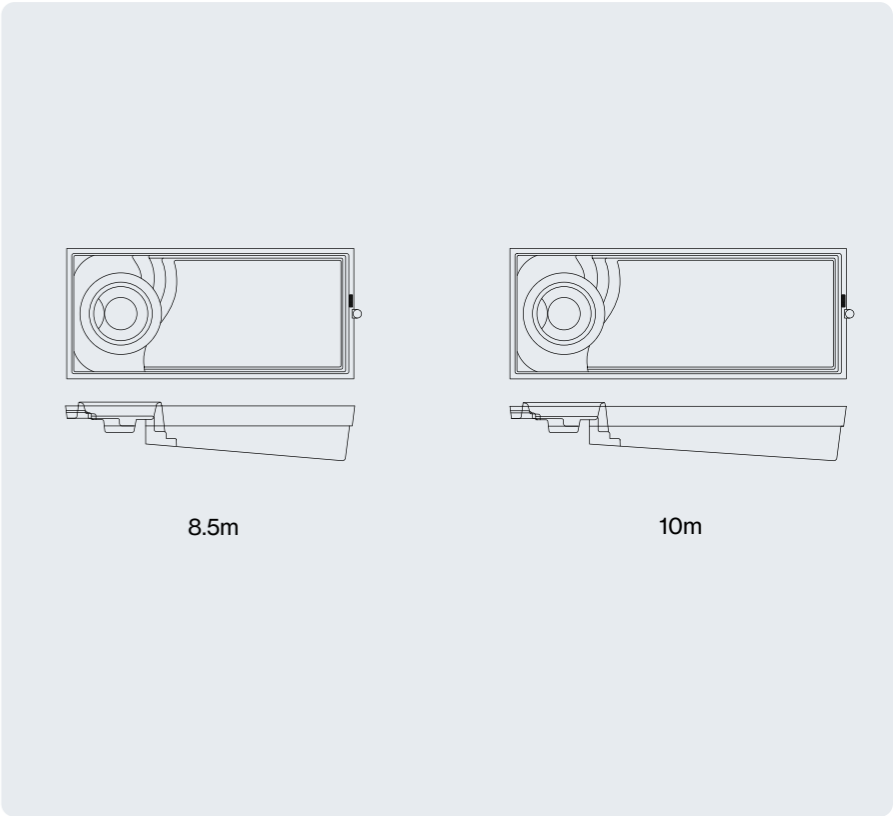


Daylesford
8.5m | 10m

A world-first pool design featuring a raised circular spa with a 360-degree spillover, seamlessly integrated to create a striking centrepiece for swimming and relaxation.

Size	8.5m	10m
Shell Length	8.8m	10.3m
Shell Width	4m	4m
Waterline Length	8.5m	10m
Waterline Width	3.7m	3.7m
Depth	1.32–1.76m	1.32–1.89m

Spa Dimensions	
Spa Shell Length	1.93m
Spa Shell Width	1.93m
Spa Shell Depth	1.0m
Spa Waterline Length	1.66m
Spa Waterline Width	1.66m



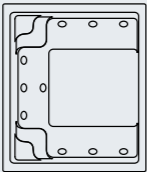
Inground Spa

An inground spa, standalone or integrated with your pool.

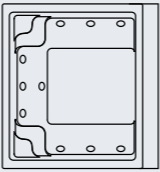
SPACE Spa
2.4m | 2.4m (Spillover)

A contemporary inground spa designed to be enjoyed year-round, either as a standalone feature or seamlessly integrated into your pool design.

Size	2.4m	2.4m (Spillover)
Shell Length	2.7m	2.7m
Shell Width	2.3m	2.7m
Waterline Length	2.4m	2.4m
Waterline Width	2.0m	2.0m
Depth	1.0m	1.0m



2.4m



2.4m (Spillover)




Our options and upgrades are designed as a complete system.


A great pool experience goes beyond the pool shell. From how your water is cared for, to how your equipment is housed and controlled, every element is designed to work together as one system.

Colours


Choose from a curated range of colours designed to suit a wide variety of homes and outdoor settings.



Glacier



Sparkling Grey




Sandstone



Pale Blue



Mid Blue



Aurora



Cobalt Blue



Bermuda Blue

ChlorShield Gelcoat

All Summertime Pools are available with ChlorShield gelcoat - a high-performance surface upgrade designed to protect against fading, staining, and everyday wear in Australian conditions.



Choose how your pool looks after itself.

Different water systems change how your pool feels, how it behaves, and how much effort it takes to maintain.

Water Options

Summertime MineralWater
Soft-feel water with reduced chlorine.

A magnesium-enhanced mineral system that delivers a softer, smoother swimming experience while using traditional chlorine sanitation.

Popular with families who want familiar pool care with a noticeably gentler feel on skin and eyes.

Summertime FreshWater
Ultra-clear water with minimal chlorine.

A very low-chlorine system that uses UV sanitisation to reduce chemical demand, producing exceptionally clear, light-feeling water.

Designed to minimise chlorine smell and irritation while maintaining safe, balanced water.

Summertime AutoCare
FreshWater, fully automated.

Our FreshWater system with intelligent monitoring and automatic dosing, designed to keep your pool balanced with minimal hands-on effort.

Ideal for busy households or owners who want their pool to manage itself.

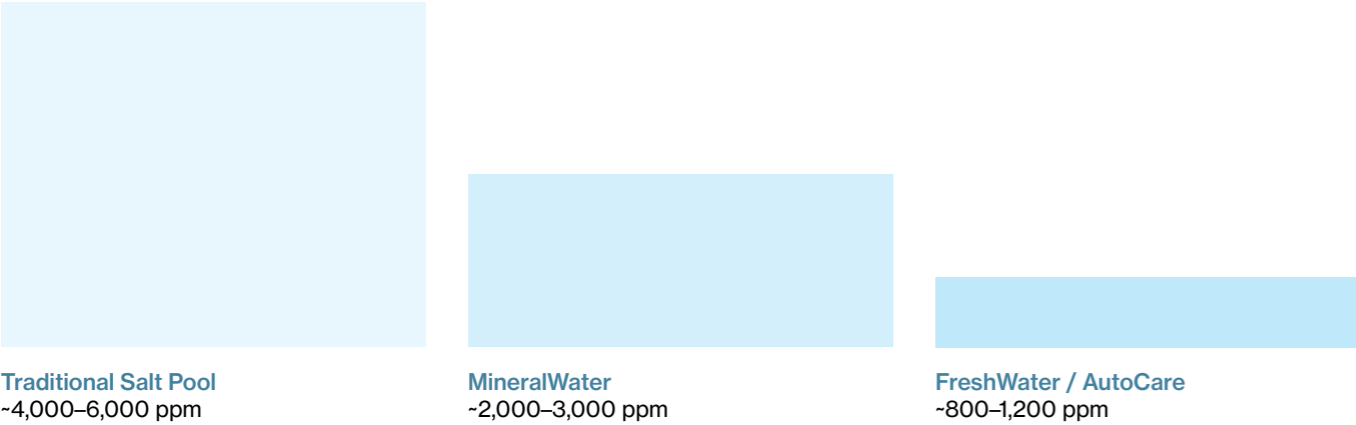
Care Experience

Standard Care (Summertime MineralWater & Freshwater)	AutoCare (Summertime AutoCare)
Manual water testing	Continuous automated monitoring
Manual adjustments	Automatic adjustment
More owner involvement	Less thinking, less effort

Typical Salinity Levels

Lower salinity levels generally result in reduced odour, a softer feel, and a more comfortable swimming experience.

*Actual levels may vary depending on usage, environment, and system configuration.



HushHub Control

HushHub Control is a compact, purpose-built enclosure that neatly houses your pool equipment – keeping everything organised, protected, and out of sight, while also serving as the central control point for your entire pool system.



Quiet by Design
Reduces operational noise so pool equipment remains discreet and unobtrusive in your backyard.

Compact & Considered
Neatly houses pool equipment in a clean, modern enclosure that won't dominate your outdoor space.

Weather Protection
Helps shield equipment from sun, rain, and exposure, supporting reliable performance over time.

Simple Control
Manage your pool and spa via the Summertime Pools app, with clear visibility and simple control from one place.

Manufactured and installed by Summertime Pools as part of your complete pool system.

Built to be straightforward.

Building a pool should feel exciting, not uncertain. That’s why we’ve designed our entire process to remove complexity and surprises.

End-to-End Ownership

We design, manufacture, and install every pool we build - so you’re dealing with one accountable team from start to finish.

Fixed-Price Contracts

Your contract price is clear and agreed upfront, helping avoid the hidden costs and variations common in the industry.

Installed in as Little as 12 Weeks

Once ordered, your pool is custom-made and installed within a clear, defined timeframe.

Your consultant will guide you through the remaining decisions based on your site, preferences, and timeline.



Built and installed by Summertime Pools.

1300 548 794
summertimepools.com.au

Showroom Locations

Dandenong
Bendigo
Geelong
Echuca

Brisbane (Coming Soon)
Mornington
Adelaide