



# Fairplay Mobile Home Park

21980 U.S. 285 Fairplay, CO 80440  
(719) 394-8204

FairplayMHP@WGPPM.com


PWSID # CO0147030

Esta es información importante. Si no la pueden leer, necesitan que alguien se la traduzca.  
2026 Drinking Water Consumer Confidence Report for Calendar Year 2025

This report shows the results of our monitoring for the period of  
January 1st to December 31st, 2025.

**Fairplay Mobile Home Park drinking water meets or surpasses  
federal and state drinking-water standards.**

## Where does our water come from?



The Fairplay Mobile Home Park water system is supplied by groundwater from one well. This well is located on the Fairplay Mobile Home Park Property. The water from the Fairplay Mobile Home Park supplies water to the mobile home park.

We encourage public interest and suggestions regarding decisions affecting drinking water. The Fairplay Mobile Home Park is a privately-owned water service provider. Comments or suggestions regarding the Fairplay Mobile Home Park water system can be directed to H2O Consultants, LTD. at (719) 687-2386 or the park manager at FairplayMHP@WGPPM.com. You can also e-mail H2O Consultants, LTD. at H2O [d.stanford@h2oconsultants.biz](mailto:d.stanford@h2oconsultants.biz).

## **Source Water Protection Plan (SWAP)**



The Colorado Department of Public Health and Environment may have provided us with a Source Water Assessment Report for our water supply. For general information or to obtain a copy of the report please visit [wgcdcompliance.com/ccr](http://wgcdcompliance.com/ccr). The report is located under "Guidance: Source Water Assessment Reports". Search the table using our system name or ID, or by contacting YOEL KELMAN at 443-983-2115. The Source Water Assessment Report provides a screening-level evaluation of potential contamination that *could* occur. It *does not* mean that the contamination *has or will* occur. We can use this information to evaluate the need to improve our current water treatment capabilities and prepare for future contamination threats. This can help us ensure that quality finished water is delivered to your homes. In addition, the source water assessment results provide a starting point for developing a source water protection plan. Potential sources of contamination in our source water area are listed below. Please contact us to learn more about what you can do to help protect your drinking water sources, any questions about the Drinking Water Quality Report, to learn more about our system, or to attend scheduled public meetings. We want you, our valued customers, to be informed about the services we provide and the quality water we deliver to you every day.

# Our Water Sources

Sources (Water Type - Source Type)	Potential Source(s) of Contamination
WELL, NO 2 R (Groundwater-Well)	Permitted Wastewater Discharge Sites, Aboveground, Underground and Leaking Storage Tank Sites, Solid Waste Sites, Existing/Abandoned Mine Sites, Other Facilities, Commercial/Industrial/Transportation, Low Intensity Residential, Quarries / Strip Mines / Gravel Pits, Pasture / Hay, Deciduous Forest, Evergreen Forest, Septic Systems, Road Miles

## Terms and Abbreviations

- **Maximum Contaminant Level (MCL)** – The highest level of a contaminant allowed in drinking water.
- **Treatment Technique (TT)** – A required process intended to reduce the level of a contaminant in drinking water.
- **Health-Based** – A violation of either a MCL or TT.
- **Non-Health-Based** – A violation that is not a MCL or TT.
- **Action Level (AL)** – The concentration of a contaminant which, if exceeded, triggers treatment and other regulatory requirements.
- **Maximum Residual Disinfectant Level (MRDL)** – The highest level of a disinfectant allowed in drinking water. There is convincing evidence that addition of a disinfectant is necessary for control of microbial contaminants.
- **Maximum Contaminant Level Goal (MCLG)** – The level of a contaminant in drinking water below which there is no known or expected risk to health. MCLGs allow for a margin of safety.
- **Maximum Residual Disinfectant Level Goal (MRDLG)** – The level of a drinking water disinfectant, below which there is no known or expected risk to health. MRDLGs do not reflect the benefits of the use of disinfectants to control microbial contaminants.
- **Violation (No Abbreviation)** – Failure to meet a Colorado Primary Drinking Water Regulation.
- **Formal Enforcement Action (No Abbreviation)** – Escalated action taken by the State (due to the risk to public health, or number or severity of violations) to bring a non-compliant water system back into compliance.
- **Variance and Exemptions (V/E)** – Department permission not to meet a MCL or treatment technique under certain conditions.
- **Gross Alpha (No Abbreviation)** – Gross alpha particle activity compliance value. It includes radium-226, but excludes radon 222, and uranium.
- **Picocuries per liter (pCi/L)** – Measure of the radioactivity in water.
- **Nephelometric Turbidity Unit (NTU)** – Measure of the clarity or cloudiness of water. Turbidity in excess of 5 NTU is just noticeable to the typical person.
- **Compliance Value (No Abbreviation)** – Single or calculated value used to determine if regulatory contaminant level (e.g. MCL) is met. Examples of calculated values are the 90<sup>th</sup> Percentile, Running Annual Average (RAA) and Locational Running Annual Average (LRAA).
- **Average (x-bar)** – Typical value.
- **Range (R)** – Lowest value to the highest value.
- **Sample Size (n)** – Number or count of values (i.e. number of water samples collected).
- **Parts per million = Milligrams per liter (ppm = mg/L)** – One part per million corresponds to one minute in two years or a single penny in \$10,000.
- **Parts per billion = Micrograms per liter (ppb = ug/L)** – One part per billion corresponds to one minute in 2,000 years, or a single penny in \$10,000,000.
- **Not Applicable (N/A)** – Does not apply or not available.
- **Level 1 Assessment** – A study of the water system to identify potential problems and determine (if possible) why total coliform bacteria have been found in our water system.
- **Level 2 Assessment** – A very detailed study of the water system to identify potential problems and determine (if possible) why an E. coli MCL violation has occurred and/or why total coliform bacteria have been found in our water system on multiple occasions.

## Detected Contaminant(s)

**FAIRPLAY MHP** routinely monitors for contaminants in your drinking water according to Federal and State laws. The following table(s) show all detections found in the period of January 1 to December 31, 2025, unless otherwise noted. The State of Colorado requires us to monitor for certain contaminants less than once per year because the concentrations of these contaminants are not expected to vary significantly from year to year, or the system is not considered vulnerable to this type of contamination. Therefore, some of our data, though representative, may be more than one year old. Violations and Formal Enforcement Actions, if any, are reported in the next section of this report.

**Note:** Only detected contaminants sampled within the last 5 years appear in this report. If no tables appear in this section, then no contaminants were detected in the last round of monitoring.

<b>Disinfectants Sampled in the Distribution System</b>						
<b>TT Requirement:</b> At least 95% of samples per period (month or quarter) must be at least 0.2 ppm <b><u>OR</u></b> If sample size is less than 40 no more than 1 sample is below 0.2 ppm						
<b>Typical Sources:</b> Water additive used to control microbes						
Disinfectant Name	Time Period	Results	Number of Samples Below Level	Sample Size	TT Violation	MRDL
Chlorine	December, 2025	<b>Lowest period</b> percentage of samples meeting TT requirement: 100%	0	1	No	4.0 ppm

<b>Lead and Copper Sampled in the Distribution System</b>									
Contaminant Name	Time Period	Tap Sample Range Low – High	90 <sup>th</sup> Percentile	Sample Size	Unit of Measure	90 <sup>th</sup> Percentile AL	Sample Sites Above AL	90 <sup>th</sup> Percentile AL Exceedance	Typical Sources
Copper	08/11/2024 to 08/12/2024	0.009 to 0.04	0.03	5	ppm	1.3	0	No	Corrosion of household plumbing systems; Erosion of natural deposits

<b>Radionuclides Sampled at the Entry Point to the Distribution System</b>									
Contaminant Name	Year	Average	Range Low – High	Sample Size	Unit of Measure	MCL	MCLG	MCL Violation	Typical Sources
Combined Radium	2023	1.4	1.4 to 1.4	1	pCi/L	5	0	No	Erosion of natural deposits
Combined Uranium	2023	3	3 to 3	1	ppb	30	0	No	Erosion of natural deposits

**Inorganic Contaminants Sampled at the Entry Point to the Distribution System**

Contaminant Name	Year	Average	Range Low – High	Sample Size	Unit of Measure	MCL	MCLG	MCL Violation	Typical Sources
Barium	2023	0.05	0.05 to 0.05	1	ppm	2	2	No	Discharge of drilling wastes; discharge from metal refineries; erosion of natural deposits
Chromium	2023	2	2 to 2	1	ppb	100	100	No	Discharge from steel and pulp mills; erosion of natural deposits
Nitrate	2025	0.4	0.4 to 0.4	1	ppm	10	10	No	Runoff from fertilizer use; leaching from septic tanks, sewage; erosion of natural deposits

**Secondary Contaminants\*\***

\*\*Secondary standards are non-enforceable guidelines for contaminants that may cause cosmetic effects (such as skin, or tooth discoloration) or aesthetic effects (such as taste, odor, or color) in drinking water.

Contaminant Name	Year	Average	Range Low – High	Sample Size	Unit of Measure	Secondary Standard
Sodium	2023	7.2	7.2 to 7.2	1	ppm	N/A

**Violations, Significant Deficiencies, and Formal Enforcement Actions**

**No Violations or Formal Enforcement Actions**

# Lead in Drinking Water



Lead can cause serious health effects in people of all ages, especially pregnant people, infants (both formula-fed and breastfed), and young children. Lead in drinking water is primarily from materials and parts used in service lines and in home plumbing. We are responsible for providing high quality drinking water and removing lead pipes but cannot control the variety of materials used in the plumbing in your

home. Because lead levels may vary over time, lead exposure is possible even when your tap sampling results do not detect lead at one point in time.

You can help protect yourself and your family by identifying and removing lead materials within your home plumbing and taking steps to reduce your family's risk. Using a filter, certified by an American National Standards Institute accredited certifier to reduce lead, is effective in reducing lead exposures. Follow the instructions provided with the filter to ensure the filter is used properly.

Use only cold water for drinking, cooking, and making baby formula. Boiling water does not remove lead from water. Before using tap water for drinking, cooking, or making baby formula, flush your pipes for several minutes. You can do this by running your tap, taking a shower, doing laundry or a load of dishes. If you have a lead service line or galvanized requiring replacement service line, you may need to flush your pipes for a longer period. If you are concerned about lead in your water and wish to have your water tested, contact YOEL KELMAN at 443-983-2115. Information on lead in drinking water, testing methods, and steps you can take to minimize exposure is available at [epa.gov/safewater/lead](http://epa.gov/safewater/lead).


## Service Line Inventory

New state and federal laws require us to inventory all water service lines in our service area to classify the material. A service line is the underground pipe that carries water from the water main, likely in the street, into your home or building. If you would like to view a copy of our service line inventory or have questions about the material of your service line, contact YOEL KELMAN at 443-983-2115.

## General Information

All drinking water, including bottled water, may reasonably be expected to contain at least small amounts of some contaminants. The presence of contaminants does not necessarily indicate that the water poses a health risk. More information about contaminants and potential health effects can be obtained by calling the Environmental Protection Agency's Safe Drinking Water Hotline (1-800-426-4791) or by visiting [epa.gov/ground-water-and-drinking-water](http://epa.gov/ground-water-and-drinking-water).

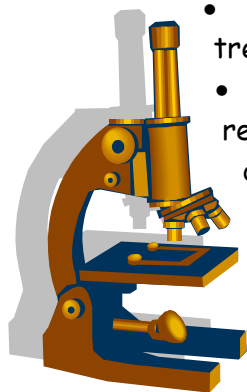
Some people may be more vulnerable to contaminants in drinking water than the general population. Immunocompromised persons such as persons with cancer undergoing chemotherapy, persons who have undergone organ transplants, people with HIV-AIDS or other immune system disorders, some elderly, and infants can be particularly at risk of infections. These people should seek advice about drinking water from their health care providers. For more information about contaminants and potential health effects, or to receive a copy of the U.S. Environmental Protection Agency (EPA) and the U.S. Centers for Disease Control (CDC) guidelines on appropriate means to lessen the risk of infection by *Cryptosporidium* and microbiological contaminants call the EPA Safe Drinking Water Hotline at (1-800-426-4791).



## Contaminant Information

The sources of drinking water (both tap water and bottled water) include rivers, lakes, streams, ponds, reservoirs, springs, and wells. As water travels over the surface of the land or through the ground, it dissolves naturally occurring minerals and, in some cases, radioactive material, and can pick up substances resulting from the presence of animals or from human activity.

Contaminants that may be present in source water include:



- **Microbial contaminants:** viruses and bacteria that may come from sewage treatment plants, septic systems, agricultural livestock operations, and wildlife.
- **Inorganic contaminants:** salts and metals, which can be naturally-occurring or result from urban storm water runoff, industrial or domestic wastewater discharges, oil and gas production, mining, or farming.
- **Pesticides and herbicides:** may come from a variety of sources, such as agriculture, urban storm water runoff, and residential uses.
- **Radioactive contaminants:** can be naturally occurring or be the result of oil and gas production and mining activities.
- **Organic chemical contaminants:** including synthetic and volatile organic chemicals, which are byproducts of industrial processes and petroleum production, and also may come from gas stations, urban storm water runoff, and septic systems.

In order to ensure that tap water is safe to drink, the Colorado Department of Public Health and Environment prescribes regulations limiting the amount of certain contaminants in water provided by public water systems. The Food and Drug Administration regulations establish limits for contaminants in bottled water that must provide the same protection for public health.