FORGENT



TAP BOXES

REMOTE MONITORING & DISTRIBUTION WITH EAE E-LINE KD III DATA RACK BUSWAY

© COPYRIGHT 2026 FORGENT. ALL RIGHTS RESERVED. SPECIFICATIONS SUBJECT TO CHANGE WITHOUT NOTICE.



ABOUT US

CLOSING THE GAP BETWEEN VISION AND REALITY

The world's power infrastructure is being pushed to its limit. Forgent is purpose-built to deliver future-ready power solutions that optimize for lead time, performance, and cost—moving our customers from concept to uptime, quickly.

10
Manufacturing campuses

5
Geographic locations

2M+
Square feet of manufacturing space

3,000+
Employees

POWERING THE ECONOMY'S MOST CRITICAL INDUSTRIES

From the grid to data centers to energy-intensive industrials, Forgent is crucial to energizing the facilities that keep society running. See the key applications for this product.

Data centers

Enables fast, plug-and-play power distribution along busway systems with configurable protection, revenue-grade metering, and rapid deployment across dense rack environments.

© COPYRIGHT 2026 FORGENT. ALL RIGHTS RESERVED. SPECIFICATIONS SUBJECT TO CHANGE WITHOUT NOTICE.

WHY FORGENT?

We manufacture every major category of electrical distribution equipment in-house, and we have one of the most comprehensive product portfolios available for data center, grid, and industrial applications.

01

PRODUCT BREADTH

Our engineering experts design and build a breadth of resilient electrical distribution for technically demanding applications, so your critical systems stay online—and you can stay focused on delivery.

02

MANUFACTURING DEPTH

with advanced machinery, dedicated production lanes, and expert teams, allowing us to deliver precision at scale while maintaining the agility to adapt to project-specific requirements.

03

SOLUTIONS MINDSET

We designed our business around one goal: solve our customers' problems at scale. From whiteboarding sessions to integrating products with your systems, we ensure you have exactly what your infrastructure demands.

04

MARKET FOCUS

We focus on technically demanding applications for customers in the data center, grid, and industrial markets where customization, speed, and quality matter most.



COPYRIGHT 2026 FORGENT. ALL RIGHTS RESERVED. SPECIFICATIONS SUBJECT TO CHANGE WITHOUT NOTICE.

FEATURES

RELIABILITY AND FLEXIBILITY FIRST

Built to UL standards and certified through ETL.

01 Customizable power ratings from 15A to 125A with multiple configurable options

02 Broad compatibility with major brands: ABB, EATON, Schneider, and Bussmann

03 Designed to meet UL857 and CSA standards

04 Plug and Play; takes only seconds to install on busway



Quick connect mechanism

The tap box is designed with a quick-connect, tool-free mechanism that allows for fast and secure installation onto the EAE E-LINE KD III Data Rack Busway. Simply slide the tap box into the slot, rotate it into position, and it locks in place. The unit remains secured until the interlock mechanism is turned, at which point the electrical connection is safely established.



PLUG-N-PLAY

Easy plug-in tap boxes on any point along the BUSWAY, remove and relocate wherever necessary



TAP-OFF CONTACTS

Constant contact pressure with double sided spring system and safe locking mechanism on tap box contacts

Modbus wired metering

Engineered for data centers and the growing demand for energy efficiency, Forgent tap boxes can be equipped with integrated energy metering to enable accurate monitoring of three-phase electrical loads. Dual RJ-45 ports support Ethernet daisy chaining and simplify network integration.



Vendor-neutral design

Forgent tap boxes feature a vendor-neutral design, allowing flexibility in the selection of protection devices and connectors. Breakers or fuses can be picked from ABB, Schneider Electric, Eaton, or Bussmann. Connector whips and receptacles are configurable with compatibility for Walther, Hubbell, Leviton, and others.



© COPYRIGHT 2026 FORGENT. ALL RIGHTS RESERVED. SPECIFICATIONS SUBJECT TO CHANGE WITHOUT NOTICE.

GENERAL SPECIFICATIONS

TAP BOX

Easily install and secure the Pulse Series tap boxes only with EAE's E-LINE KD III Data Rack Busway system for advanced monitoring and power distribution throughout your data hall. Built to quick-connect with EAE's Data Rack, installation is seamless and safe. Multiple remote monitoring options also give you the ability to maximize your visibility into each circuit.



ROTARY BUSWAY STAB MECHANISM

Rotates into position for controlled, safe electrical contact with the busway

MODULAR LATCH ASSEMBLY

Ensures secure mechanical fastening and quick-release installation.

OVERCURRENT PROTECTION DEVICE

Houses breakers or fuses from ABB, Eaton, Schneider, or Bussmann

BUSWAY BRACING HANGER

Provides stable mounting support for safe, vibration-free busway engagement.

COMMUNICATION PORT

CORDED PIN & SLEEVE RECEPTACLES

Supports multiple drop-cord and receptacle options for flexible load connections.

© COPYRIGHT 2026 FORGENT. ALL RIGHTS RESERVED. SPECIFICATIONS SUBJECT TO CHANGE WITHOUT NOTICE.

TECHNICAL SPECIFICATIONS

CATEGORY	SPECIFICATIONS
Input Phasing Available	3P3W | 3P4W | 3P5W (L1, L2, L3, N, G) | 3P6W (L1, L2, L3, 2×N, G)
Input Voltages Available	208/120 VAC | 415/240 VAC | 480/277 VAC
Amperage	15A - 125A
Frequency	60Hz
Standard Connections	L1, L2, L3, N, G
Connectors	Single Drop | Double Drop | Single Receptacle | Double Receptacle
Bussing	Copper (Silver Plated)
Max Available Fault Current	Up to 65 kAIC
Ground Bussing	100% Isolated Ground | 50% Chassis Ground
Neutral Rating	100% | 200%

OVERCURRENT PROTECTION DEVICE

ABB Breaker	XT Frame
EATON Breaker	PDG Frame
Schneider Breaker	B Frame
Bussmann Cube Fuse	CCP2 Series

POWER MONITORING CAPABILITIES

Data Protocols	Modbus TCP / IP (Ethernet) ; Modbus RTU (RS-485 2 wire) ; HTML (Web Server)
Modbus Serial Specifications	9600, 19200, 38400 Baud (Selectable)
USB Port	USB 2.0 Type A
Web Server	HTML via Standard Web Browser
Wifi Option	802.11 g/n ; Requires Wifi Option
Cellular Option	CAT1 / CAT M1 ; Requires Subscription
Accuracy	0.50%
Sampling Rate	> 3 kHz
Ethernet Ports	2 x RJ-45 10/100 Mbit

OPTIONS

100% | 80% | Auxiliary | Shunt Trips | SPD | Bell Alarms | Isolated Ground | Infrared Window

THE PULSE SERIES OFFERS:

- Revenue grade metering accuracy
- Monitor multiple circuit configurations
- End feed, single branch, and dual-branch feed plug in units
- Optional integral HMI available
- Wired Ethernet and serial communications
- SNMP, Modbus TCP/IP, BACnet TCP/IP, HTTP(S), Telnet, and SSH are all standard Ethernet protocols
- Daisy-chain Ethernet available

© COPYRIGHT 2026 FORGENT. ALL RIGHTS RESERVED. SPECIFICATIONS SUBJECT TO CHANGE WITHOUT NOTICE.

STANDARD CONFIGURATIONS

DIGIT	CATEGORY	SPECIFICATIONS										
1	Model Prefix	**TB** Tap box	-	-								
2	Wire	**3** 3W	**4** 4W	**5** 5W								
3	Overcurrent Protection Device	**AB** ABB	**ET** Eaton	**SC** Schneider Electric	**BS** Bussmann							
4	Amp Rating	**15** 15 Amp	**20** 20 Amp	**30** 30 Amp	**40** 40 Amp	**50** 50 Amp	**60** 60 Amp	**70** 70 Amp	**80** 80 Amp	**90** 90 Amp	**100** 100 Amp	**125** 125 Amp
5	Pole	**1** 1 Pole	**2** 2 Pole	**3** 3 Pole								
6	Metering	**Y** Yes	**N** No									
7	Configuration	**SCB** Single Circuit Breaker	**TCB** Twin Circuit Breaker	**SFU** Single Fuse Unit	**TFU** Twin Fuse Unit							
8	Whip/Recp	**W** Whip	**R** Receptacle									

*Note: Whip Length: 4' standard | Connector: IP44 standard, IP67 optional

Part number example (**TB-4W- AB-30-3P-N-SCB-R**)

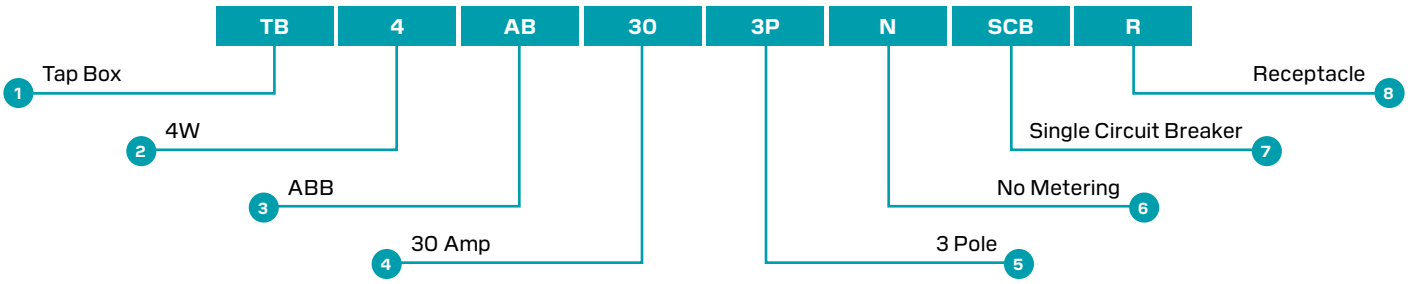

COMMON CONFIGURATIONS



NEMA TWIST LOCK

IEC 60309 (TWIN DROP CORD)

IEC 60309 (SINGLE DROP CORD)

IEC 60309 (BOTTOM MOUNT RECEPTACLE)

© COPYRIGHT 2026 FORGENT. ALL RIGHTS RESERVED. SPECIFICATIONS SUBJECT TO CHANGE WITHOUT NOTICE.

SERVICE OFFERINGS

Forgent delivers comprehensive field service and support across the full electrical power distribution system—from medium voltage utility entrances to low voltage distribution at the rack. Our service organization exists to extend the performance, reliability, and safety of the systems we engineer and manufacture, while minimizing downtime and execution risk for our customers.

With deep expertise in transformers, medium and low voltage switchgear, integrated power skids, UPS systems, busway and control architectures, our service teams are trained to work across product lines and at every stage of the system lifecycle. Whether supporting new equipment startup, commissioning complex assemblies, responding to site emergencies, or modernizing aging infrastructure, Forgent technicians deliver technically precise, safety-driven execution under real-world operating conditions.

With national reach and strategically positioned resources, Forgent ensures that our customers are never far from knowledgeable, responsive field support—regardless of equipment type, voltage class, or application.



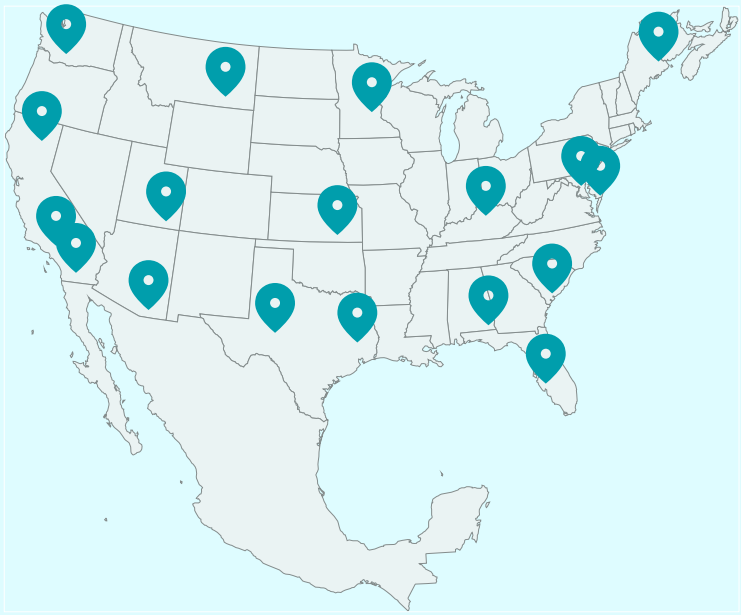

We offer a range of services including:

- Startup & Commissioning of integrated systems and assemblies
- Emergency Response for critical outages and unplanned downtime
- Preventive & Predictive Maintenance programs tailored to customer environments
- System Modernization & Retrofits for legacy equipment upgrades
- On-Site Testing & Diagnostics for transformers, switchgear, busway, and power skids
- Operator Training & Documentation Support to improve system ownership and uptime

© COPYRIGHT 2026 FORGENT. ALL RIGHTS RESERVED. SPECIFICATIONS SUBJECT TO CHANGE WITHOUT NOTICE.

FORGENT

GET IN TOUCH WITH OUR SALES ENGINEERING TEAM

forgentpower.com

11500 Dayton Pkwy, Maple Grove, MN 55369

FPS-TapBox-Prd-PG-102026

© COPYRIGHT 2026 FORGENT. ALL RIGHTS RESERVED.
SPECIFICATIONS SUBJECT TO CHANGE WITHOUT NOTICE.

