



# ND1 US MOBILE UNIT INFORMATION

Updated 06/08/2026



## 1080p and HDR Capable | Travels with A, B, C and D Unit

# ND1: TECHNICAL SPECIFICATIONS

### POWER REQUIREMENTS

- A -UNIT: 208 VOLTS, 3 PHASE, 200 AMPS
- B-UNIT: 208 VOLTS, 3 PHASE, 400 AMPS OR 2 - 200 AMPS
- C-UNIT: 208 VOLTS, 3 PHASE, 200 AMPS
- D-UNIT: 208 VOLTS, 3 PHASE, 200 AMPS

### PRODUCTION SWITCHER

- KAYENNE X FRAME - 9 M/E

### CAMERAS

- 2 SONY HDC5500 CAMERAS
- 20 SONY HDC3500 CAMERAS
- 7 SONY HDC2500 CAMERAS
- 16 SLEDS
- 16 HEAVY PANHEAD W/STICKS
- 13 LIGHTWEIGHT STICKS
- 2 ENG KITS

### LENSES

- 16 HARD LENSES
- 13 HANDHELD LENSES
- 4 WIDE ANGLE LENSES

### AUDIO

- MAIN MIX: CALREC APOLLO WITH 72 DUAL FADER
- SUB MIX: CALREC APOLLO WITH 72 DUAL FADERS

### RECORD/REPLAY

- 8 EVS XT-VIA 12 CHANNEL
- 1 EVS XS VIA 6 CHANNEL SPOT BOX
- 2 EVS XFILE3
- 2 EVS IP DIRECTOR
- 1 EVS XT ACCESS
- NO USB RECORDER
- 1 SONY HDW-M2000 HDCAM & IMX VTR
- 2 SONY PDW-F1600 XD CAM VTR

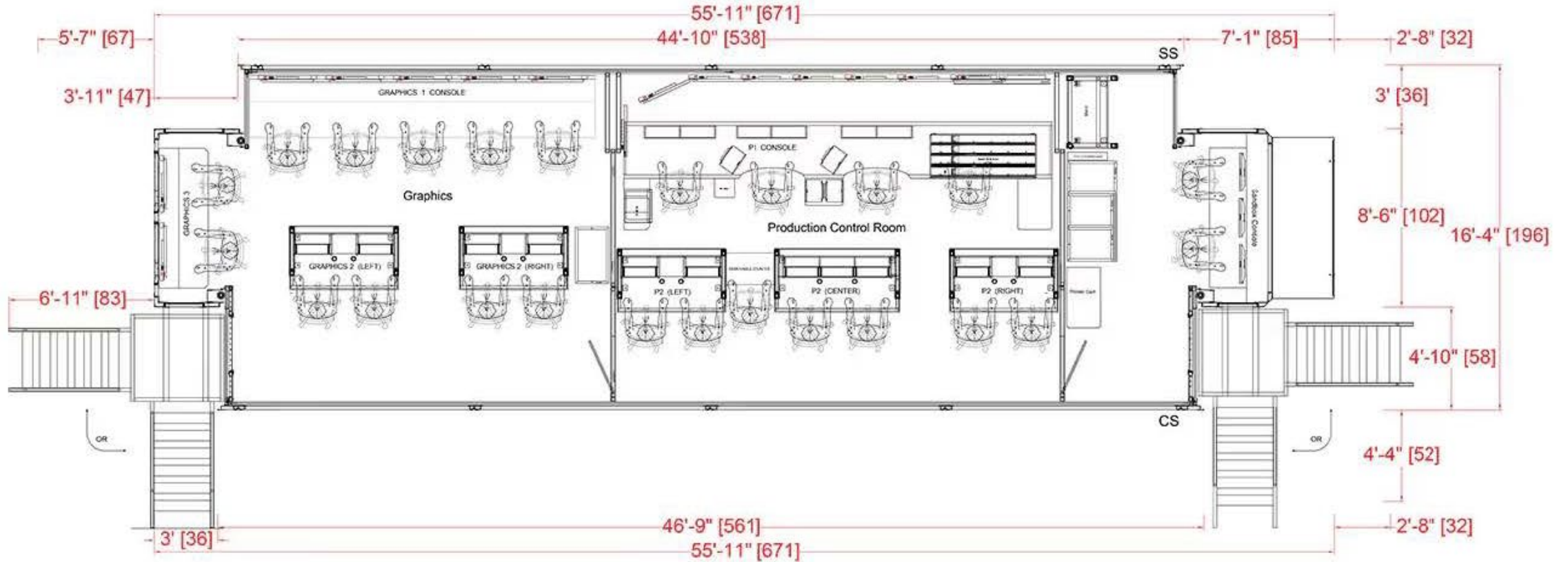
### SUPPORT EQUIPMENT

- EVERTZ EQX ROUTER
- HD VIDEO - 288 INPUTS X 288 OUTPUTS
- 288 INPUTS X 288 OUTPUTS EMBED/DE-EMBED (16 CHANNELS)
- MADI 36 INPUTS X 36 OUTPUTS
- AES 384 INPUTS X 384 OUTPUTS
- ANALOG AUDIO 192 INPUTS X 192 OUTPUTS
- 10 UTILITY FRAME SYNCs/PROCESSORS/COLOR CORRECTORS
- 8 AJA FS2 FRAME SYNCs
- 2 AJA FS1 FRAME SYNCs
- 25 COBALT 9905 FRAME SYNC UDX CARDS
- 3 FIBER FIELD/BOOTH KITS
- 5 HYDRA BOXES
- BASIC TRUCK COMPLIMENT OF CABLE, MICS, ETC.



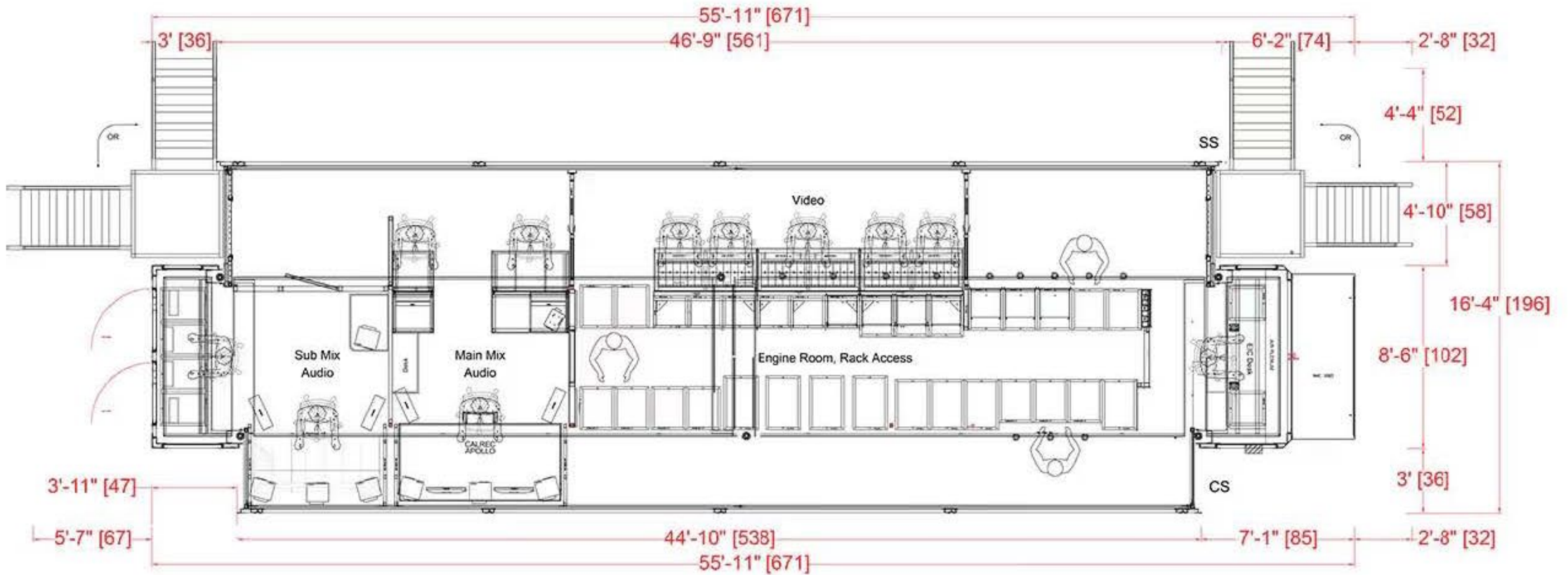
# ND1 A-UNIT

# FLOORPLAN



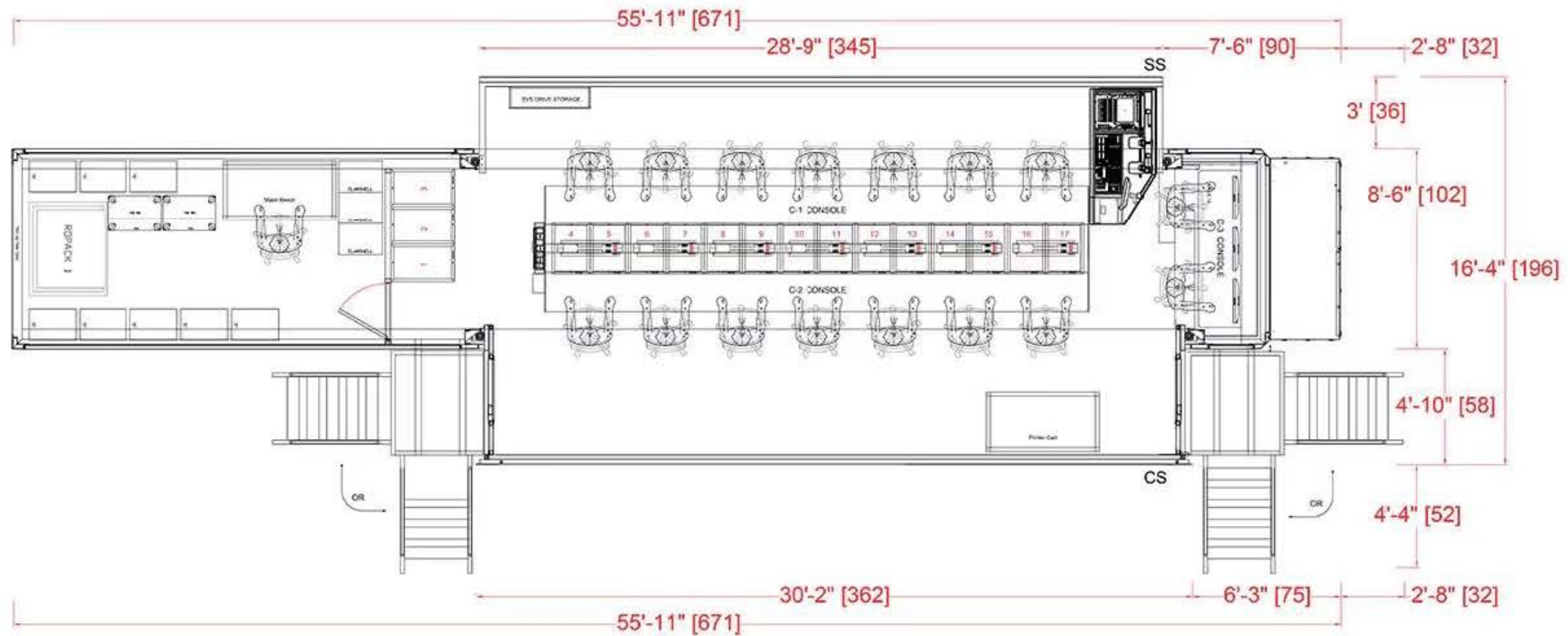
# ND1 B-UNIT

# FLOORPLAN



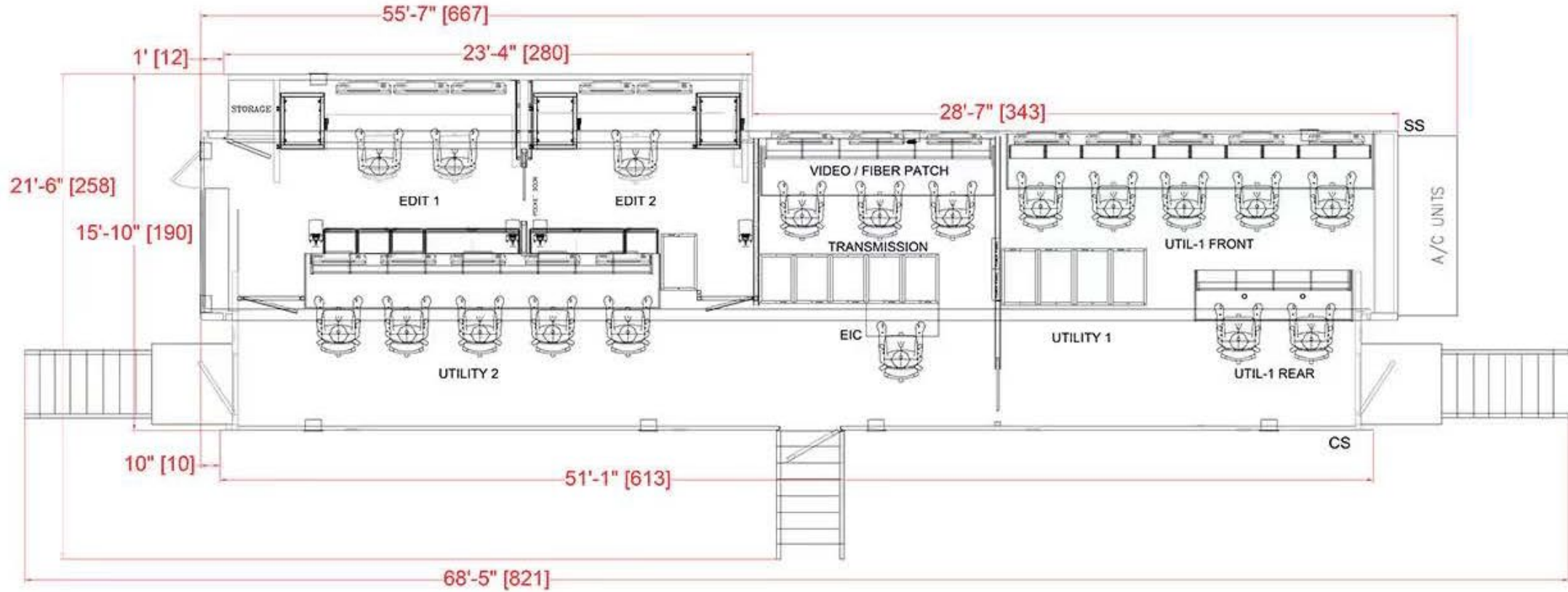
# ND1 C-UNIT

# FLOORPLAN



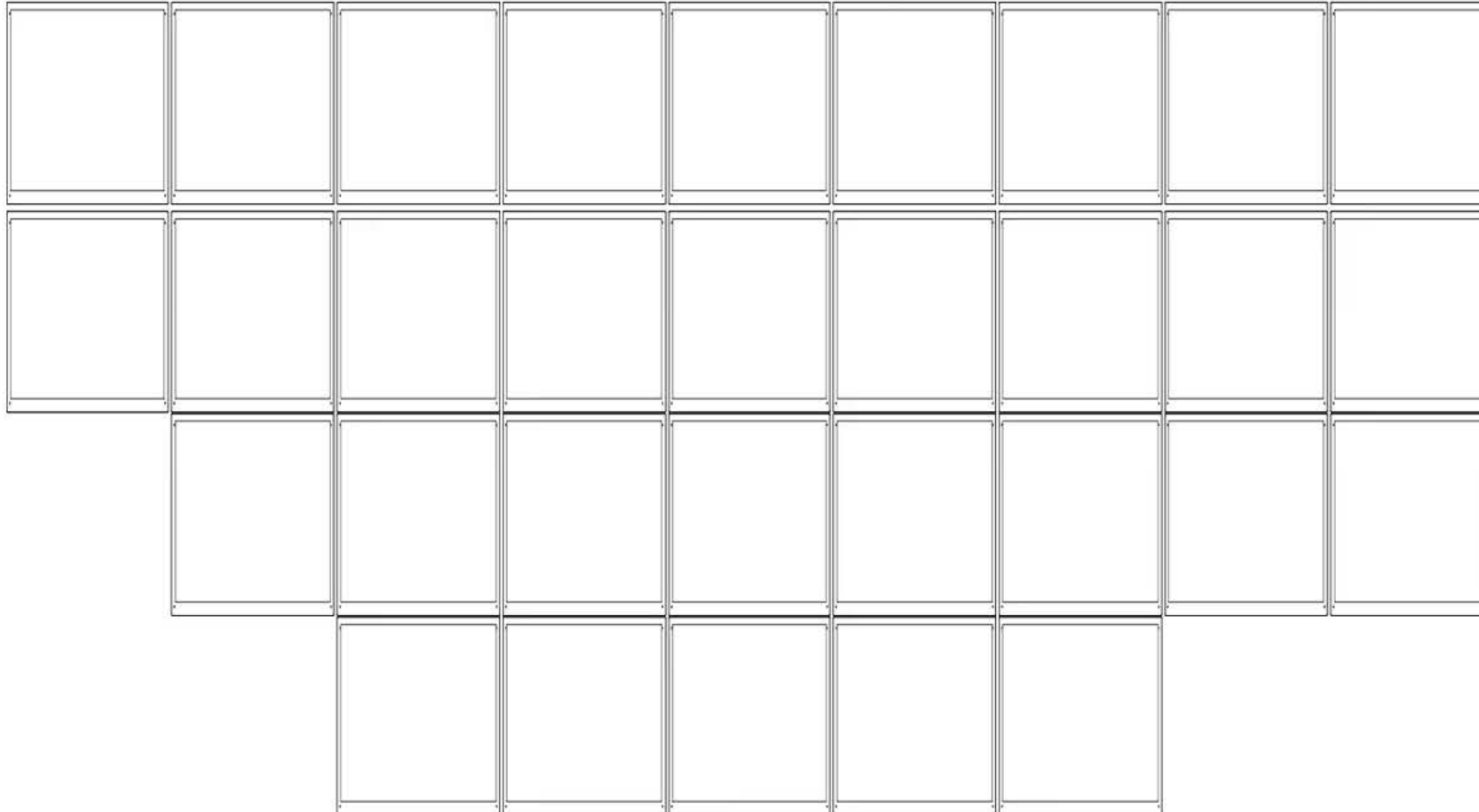
# ND1 D-UNIT

# FLOORPLAN




ND1

# PRODUCITON MONITOR WALL




ND1

# REPLAY C1 MONITOR WALL



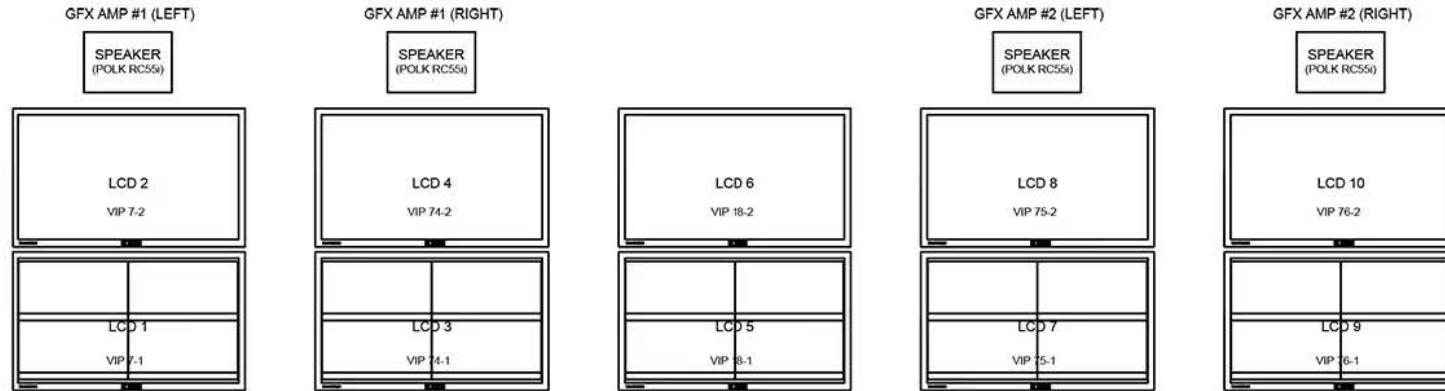
ND1

# REPLAY C2 MONITOR WALL

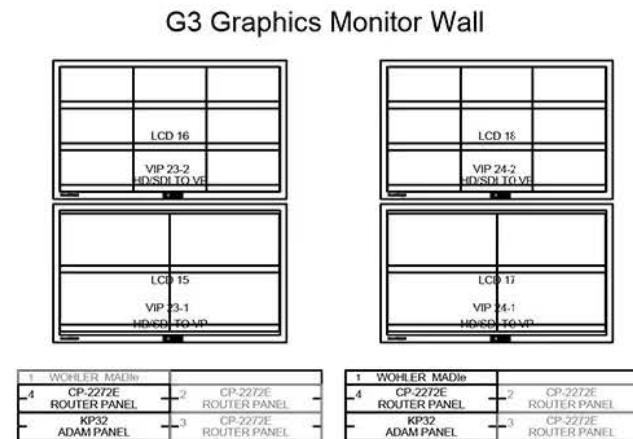
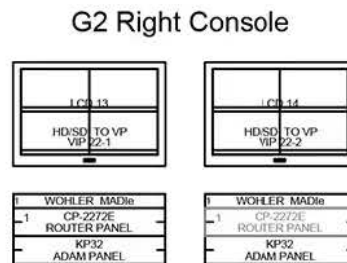
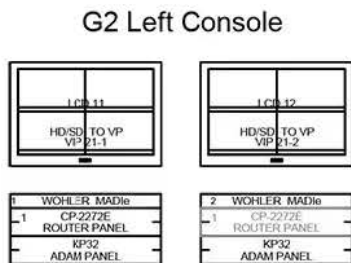


ND1

# GRAPHICS MONITOR WALL



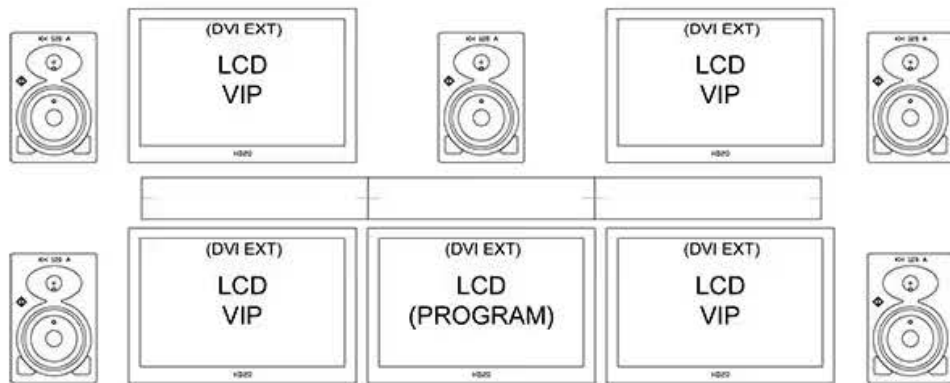
	1	WOHLER MAD1e	SPEAKER AMP	2	WOHLER MAD1e		3	WOHLER MAD1e	SPEAKER AMP	4	WOHLER MAD1e		5	WOHLER MAD1e		
1	CP-2272E	ROUTER PANEL	CP-2272E	ROUTER PANEL	1	CP-2272E	ROUTER PANEL	3	CP-2272E	ROUTER PANEL	1	CP-2272E	ROUTER PANEL	3	CP-2272E	ROUTER PANEL
2	CP-2272E	ROUTER PANEL	KP32	ADAM PANEL	2	CP-2272E	ROUTER PANEL	2	CP-2272E	ROUTER PANEL	2	CP-2272E	ROUTER PANEL	2	CP-2272E	ROUTER PANEL



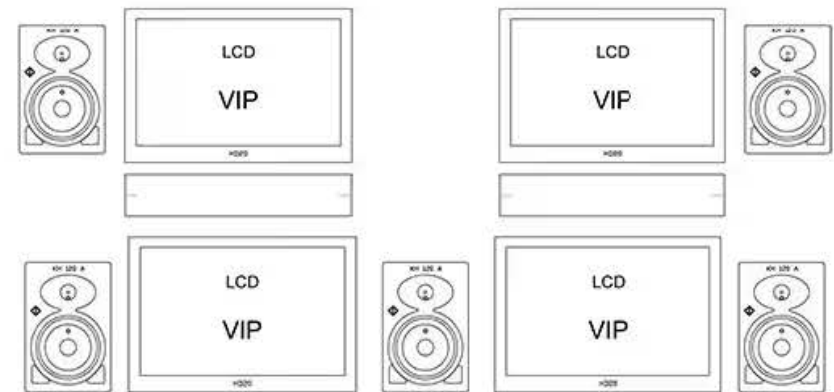
ND1

# AUDIO MIX AND SUBMIX MONITOR WALL

Main Mix Wall



Sub Mix Wall



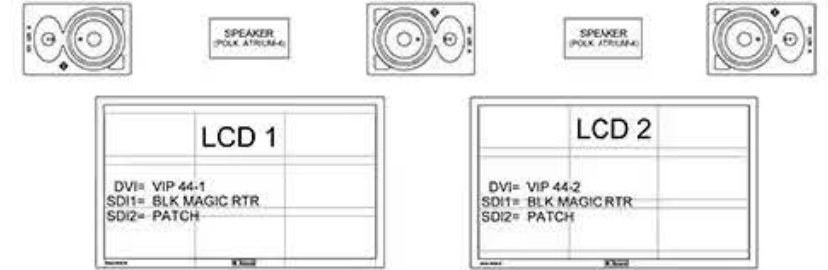
ND1

# EDIT MONITOR WALL

Edit 1



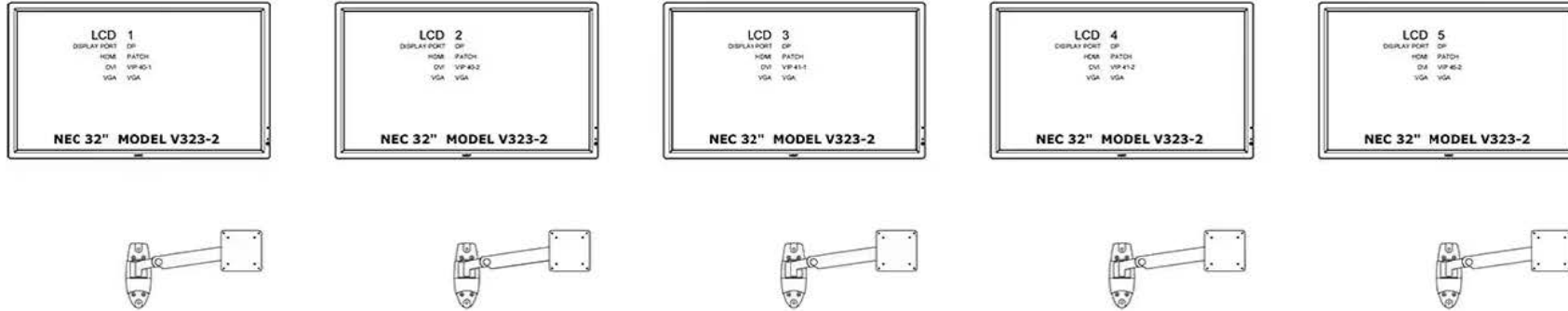
Edit 2



ND1

# UTILITY MONITOR WALL

## Utility 1 Front Console Wall



## Utility 1 Rear Console Wall

