



SUPERSHOOTER 10 US MOBILE UNIT INFORMATION

Updated 3/10/2026



IP-Based, TFC Driven, 1080p and HDR Capable | Travels with support unit, ST10

SUPERSHOOTER 10: TECHNICAL SPECIFICATIONS

POWER REQUIREMENTS

- SS10 REQUIRES 1 400A OR 2 200A SERVICES

PRODUCTION SWITCHER

- KAYENNE XP FRAME, 9 M/E

CAMERAS

- 8 SONY HDC5500 CAMERAS
- 4 SONY HDC3500 CAMERAS
- 2 SONY HDC2500 CAMERAS
- 8 SLEDS
- 8 HEAVY PANHEAD W/STICKS
- 8 LIGHTWEIGHT STICKS

LENSES

- 8 HARD LENSES
- 4 HANDHELD LENSES
- 5 WIDE ANGLE LENSES

RECORD/REPLAY

- 5 EVS XT-VIA 12 CHANNEL
- 1 EVS XS VIA 6 CHANNEL SPOT BOX
- 2 EVS XFILE3
- 2 EVS IP DIRECTOR
- 1 EVS XT ACCESS
- 1 KIPRO-GO USB RECORDER

COMMS

- RTS ADAM INTERCOM SYSTEM – 368 PORTS

AUDIO

- CALREC ARGO Q WITH 60 DUAL FADERS

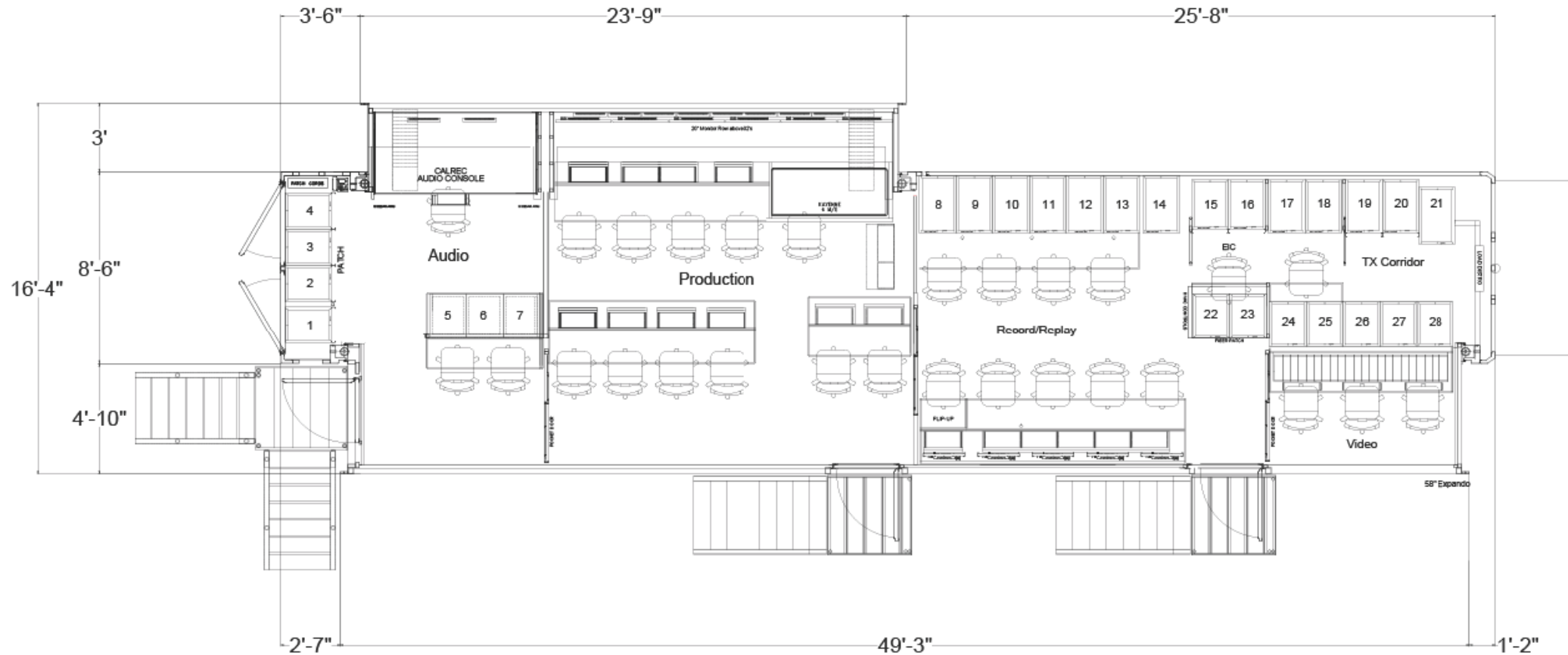
SUPPORT EQUIPMENT

- NEP TFC IP ROUTER
- HD VIDEO - 352 INPUTS X 328 OUTPUTS
- 234 INPUTS X 253 OUTPUT EMBED/DE-EMBED
- MADI 18 INPUTS X 18 OUTPUTS
- AES 96 INPUTS X 96 OUTPUTS
- ANALOG AUDIO 96 INPUTS X 96 OUTPUTS
- 2 AJA FSHDR FRAME SYNCs
- 10 UDX/COLOR CORRECTORS
- 2 FIBER FIELD/BOOTH KITS
- 3 HYDRA BOXES
- BASIC TRUCK COMPLIMENT OF CABLE, MICS, ETC.



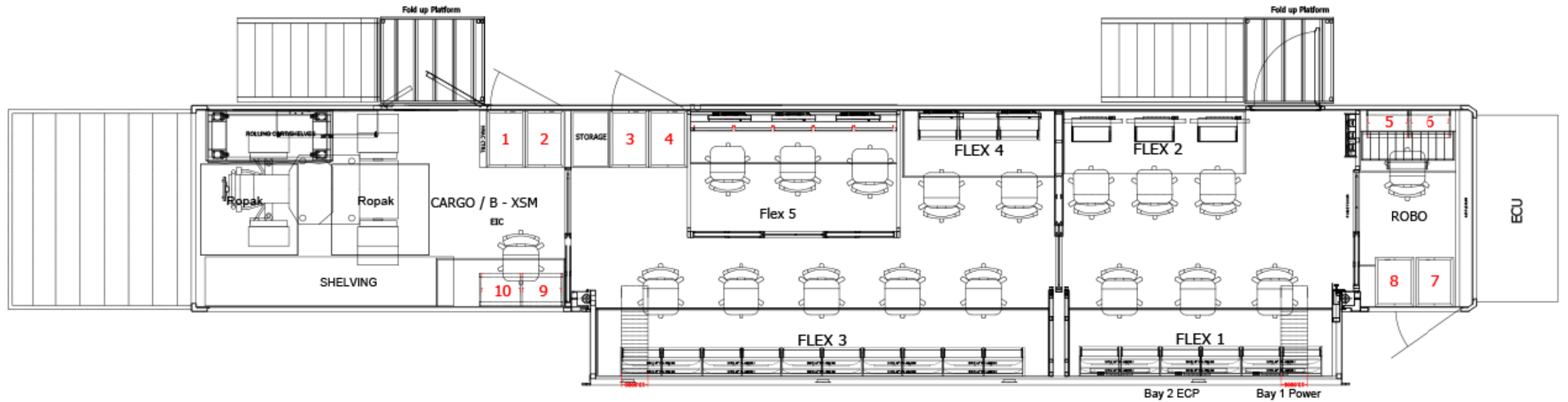
SUPERSHOOTER 10

FLOORPLAN



ST10


FLOORPLAN



SUPERSHOOTER 10

PRODUCTION MONITOR WALL

P1 MONITOR WALL




P2 MONITORS




SUPERSHOOTER 10

RECORD/REPLAY MONITOR WALL

RECORD/REPLAY FRONT

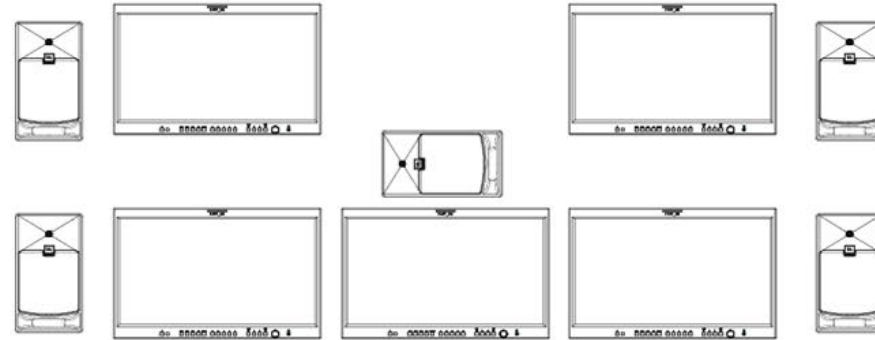


RECORD/REPLAY REAR



SUPERSHOOTER 10

AUDIO MONITOR WALL



A2 MONITORS



SUPERSHOOTER 10

VIDEO MONITOR WALL

