



SUPERSHOOTER 6

US MOBILE UNIT

INFORMATION

Updated 05/28/2026

NEPGROUP.COM



IP-Based, TFC Driven, 1080p, HDR, and 4k Capable | Travels with support unit, ST6

SUPERSHOOTER 6: TECHNICAL SPECIFICATIONS

POWER REQUIREMENTS

- SS6 REQUIRES 1 400A OR 2 200A SERVICES
- ST6 REQUIRES 1 200A SERVICE

PRODUCTION SWITCHER

- KAYENNE X-FRAME, 9 M/E

CAMERAS

- 10 SONY HDC5500 CAMERAS
- 4 SONY HDC3500 CAMERAS
- 2 SONY HDC2500 CAMERAS (LPS)
- 8 SLEDS
- 8 HEAVY PANHEAD W/STICKS
- 8 LIGHTWEIGHT STICKS
- 2 SETS HANDHELD WHEELS

LENSES

- 8 HARD LENSES
- 7 HANDHELD LENSES
- 4 WIDE ANGLE LENSES

RECORD/REPLAY

- 5 EVS XT-VIA 12 CHANNEL
- 1 EVS XS VIA 6 CHANNEL SPOT BOX
- 1 EVS XFILE3
- 1 EVS IP DIRECTOR
- 1 EVS XT ACCESS
- 1 KIPRO-GO USB RECORDER

AUDIO

- CALREC APOLLO WITH 64 DUAL FADERS

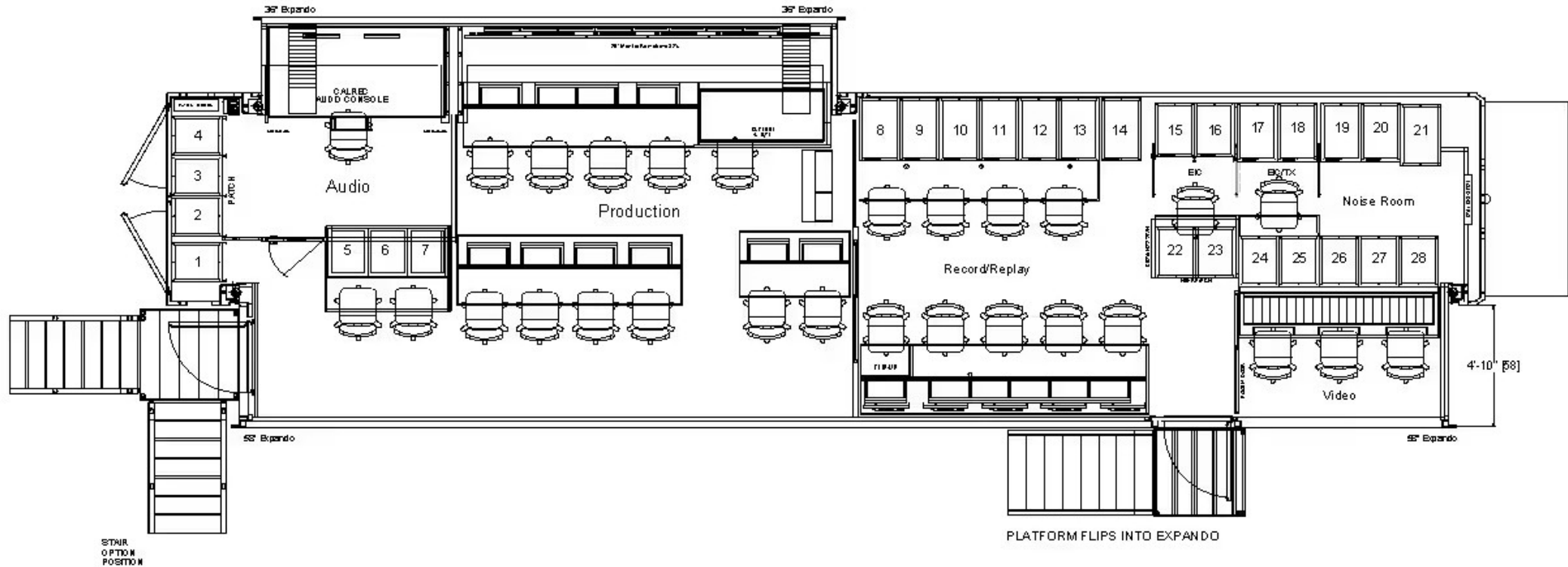
SUPPORT EQUIPMENT

- NEP TFC IP ROUTER
- HD VIDEO - 352 INPUTS X 328 OUTPUTS
- 234 INPUTS X 253 OUTPUT EMBED/DE-EMBED
- MADI 18 INPUTS X 18 OUTPUTS
- AES 96 INPUTS X 96 OUTPUTS
- ANALOG AUDIO 96 INPUTS X 96 OUTPUTS
- 2 FIBER FIELD/BOOTH KITS
- 3 HYDRA BOXES
- 2 32X32 AT300 KITS
- BASIC TRUCK COMPLIMENT OF CABLE, MICS, ETC.



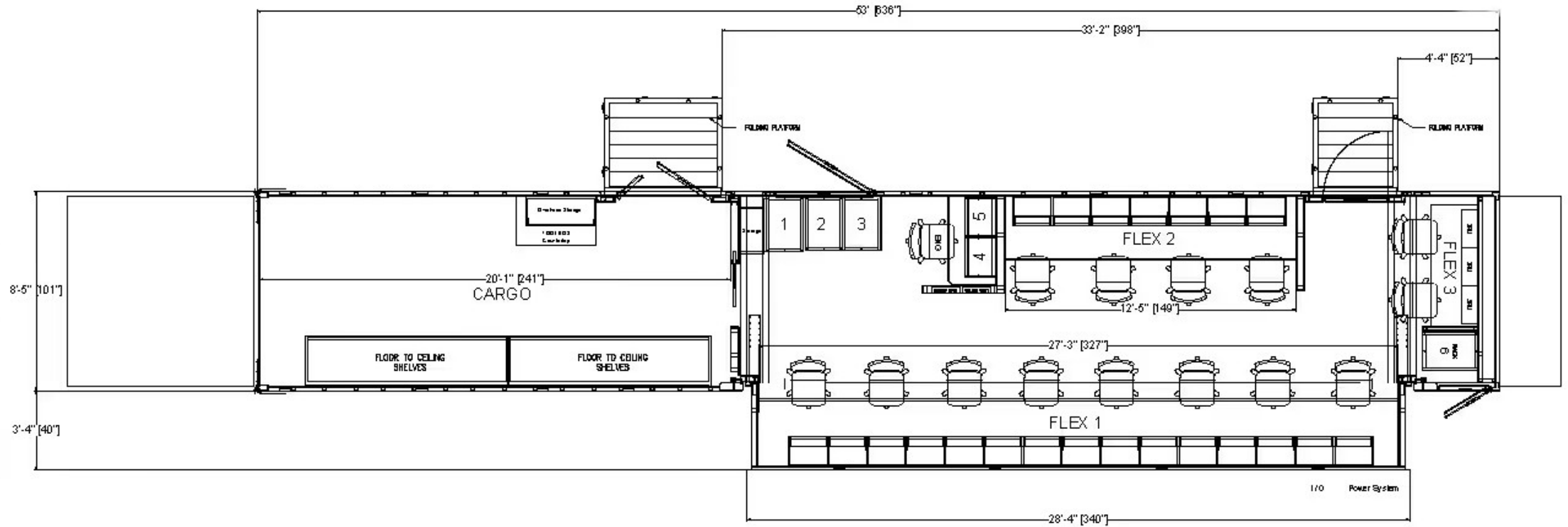
SUPERSHOOTER 6

FLOORPLAN




ST6 SUPPORT

FLOORPLAN



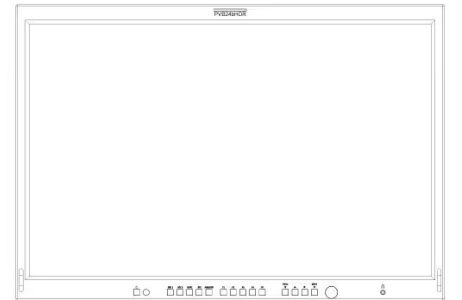
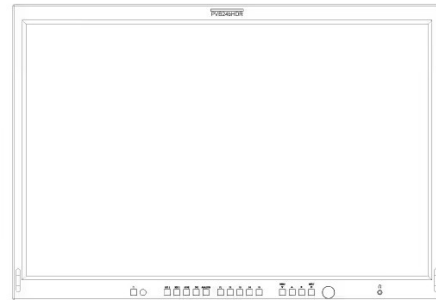
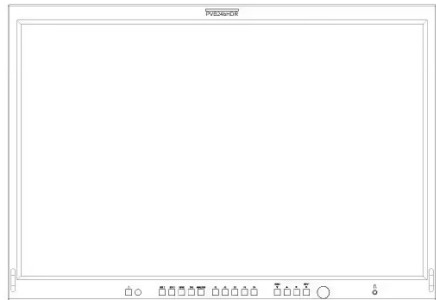
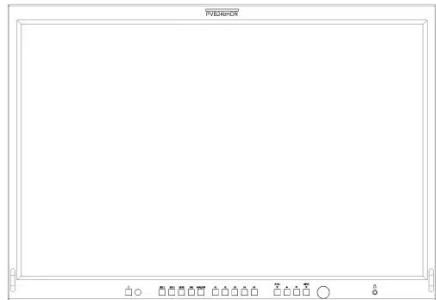
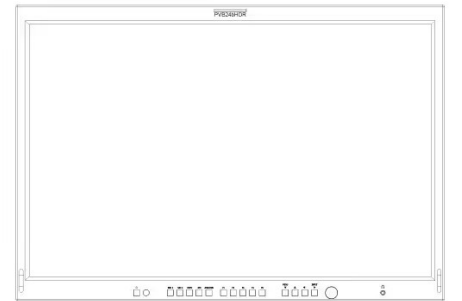
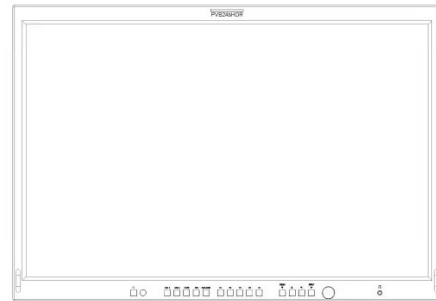
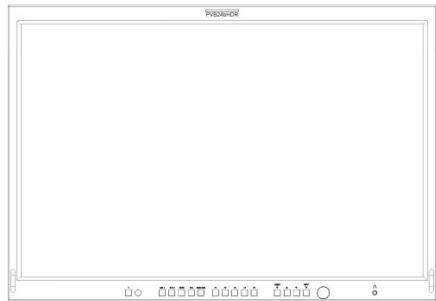
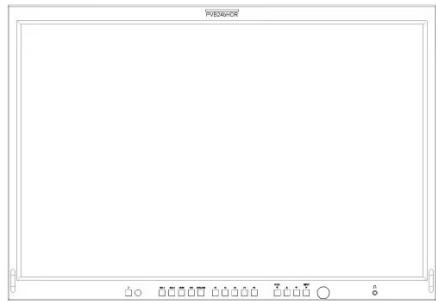
SUPERSHOOTER 6

PRODUCTION MONITOR WALL



SUPERSHOOTER 6

VTR MONITOR WALL




SUPERSHOOTER 6

VTR REAR MONITOR WALL




SUPERSHOOTER 6

VIDEO MONITOR WALL



SUPERSHOOTER 6

AUDIO MONITOR WALL




ST6 SUPPORT

FLEX MONITOR WALL 1



ST6 SUPPORT

FLEX MONITOR WALL 2



ST6 SUPPORT

FLEX MONITOR WALL 3

