



SUPERSHOOTER 7 US MOBILE UNIT INFORMATION

Updated 05/29/2026

NEPGROUP.COM



IP-Based, TFC Driven, 1080p and HDR Capable | Travels with support unit, ST7

SUPERSHOOTER 7: TECHNICAL SPECIFICATIONS

POWER REQUIREMENTS

- SS7 REQUIRES 1 400A OR 2 200A SERVICES
- ST7 REQUIRES 1 200A SERVICE

PRODUCTION SWITCHER

- KAYENE XP FRAME, 9 M/E

CAMERAS

- 8 SONY HDC5500 CAMERAS
- 5 SONY HDC3500 CAMERAS
- 2 SONY HDC2500 CAMERAS
- 9 SLEDS
- 9 HEAVY PANHEAD W/ STICKS
- 8 LIGHTWEIGHT STICKS

LENSES

- 9 HARD LENSES
- 6 HANDHELD LENSES
- 6 WIDE ANGLE LENSES

RECORD/REPLAY

- 5 EVS XT-VIA 12 CHANNEL
- 1 EVS XS VIA 6 CHANNEL SPOT BOX
- 2 EVS XFILE3
- 2 EVS IP DIRECTOR
- 1 EVS XT ACCESS
- 1 KIPRO-GO USB RECORDER

AUDIO

- CALREC APOLLO WITH 64 DUAL FADERS

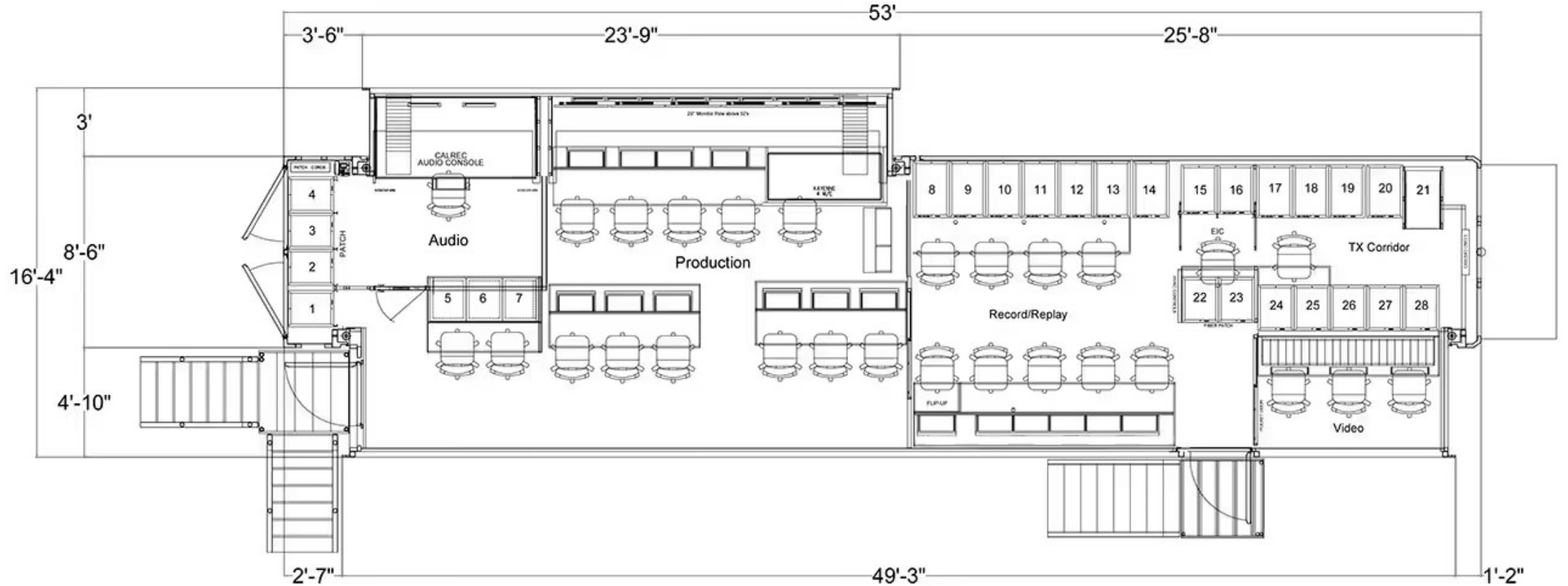
SUPPORT EQUIPMENT

- NEP TFC IP ROUTER
- HD VIDEO - 352 INPUTS X 328 OUTPUTS
- 234 INPUTS X 253 OUTPUT EMBED/DE-EMBED
- MADI 18 INPUTS X 18 OUTPUTS
- AES 96 INPUTS X 96 OUTPUTS
- ANALOG AUDIO 96 INPUTS X 96 OUTPUTS
- 2 FIBER FIELD/BOOTH KITS
- 3 AJA FSHDR FRAME SYNCs
- 6 FRAME SYNC/COLOR CORRECTORS
- 8 UDX/COLOR CORRECTORS
- 3 HYDRA BOXES
- 2 32X32 AT300 KITS
- BASIC TRUCK COMPLIMENT OF CABLE, MICS, ETC.



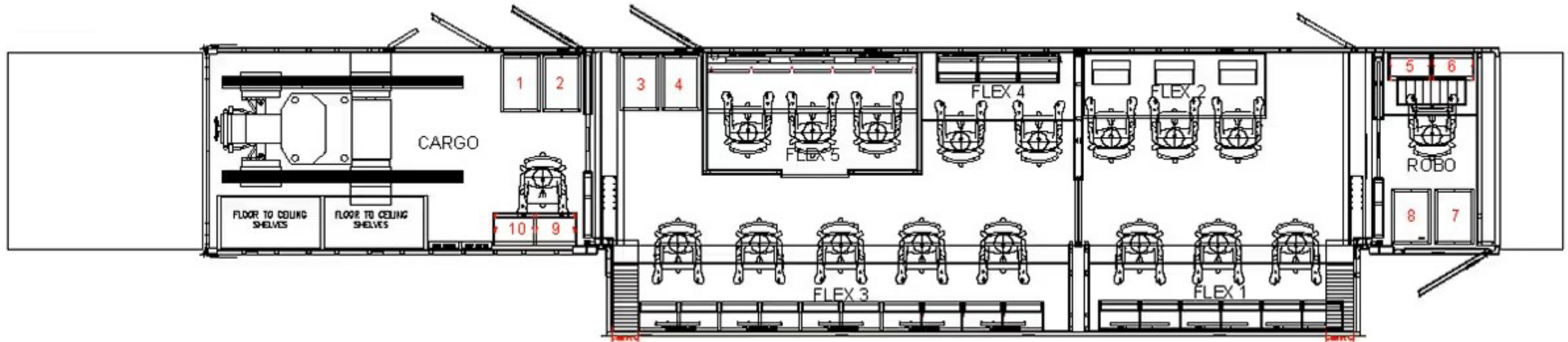
SUPERSHOOTER 7

FLOORPLAN



ST7


FLOORPLAN




SUPERSHOOTER 7

PRODUCTION MONITOR WALL 1 & 2

P1 Monitor Wall

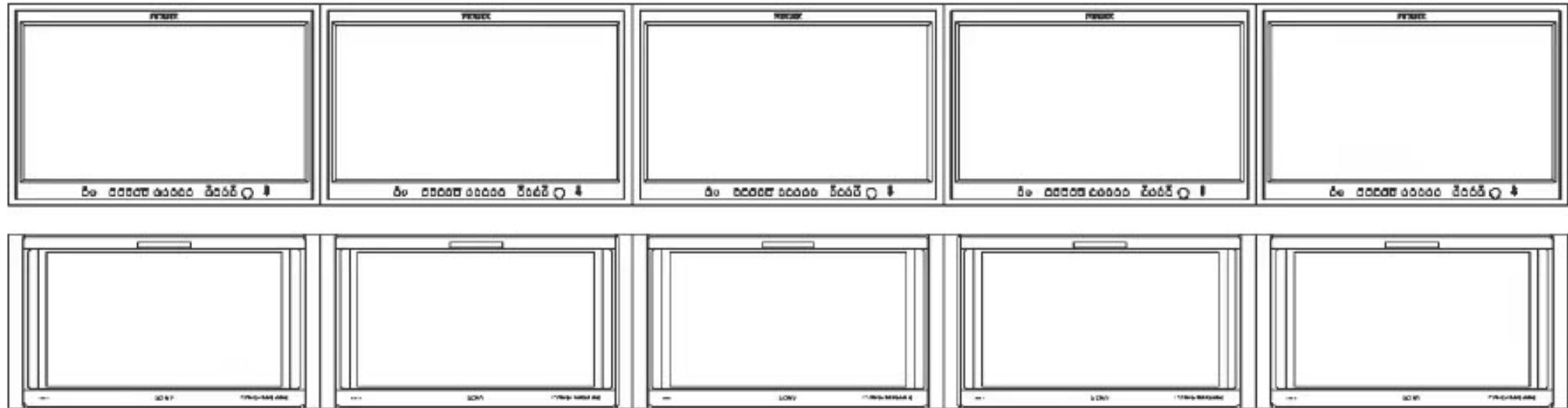


P2 Monitor Wall



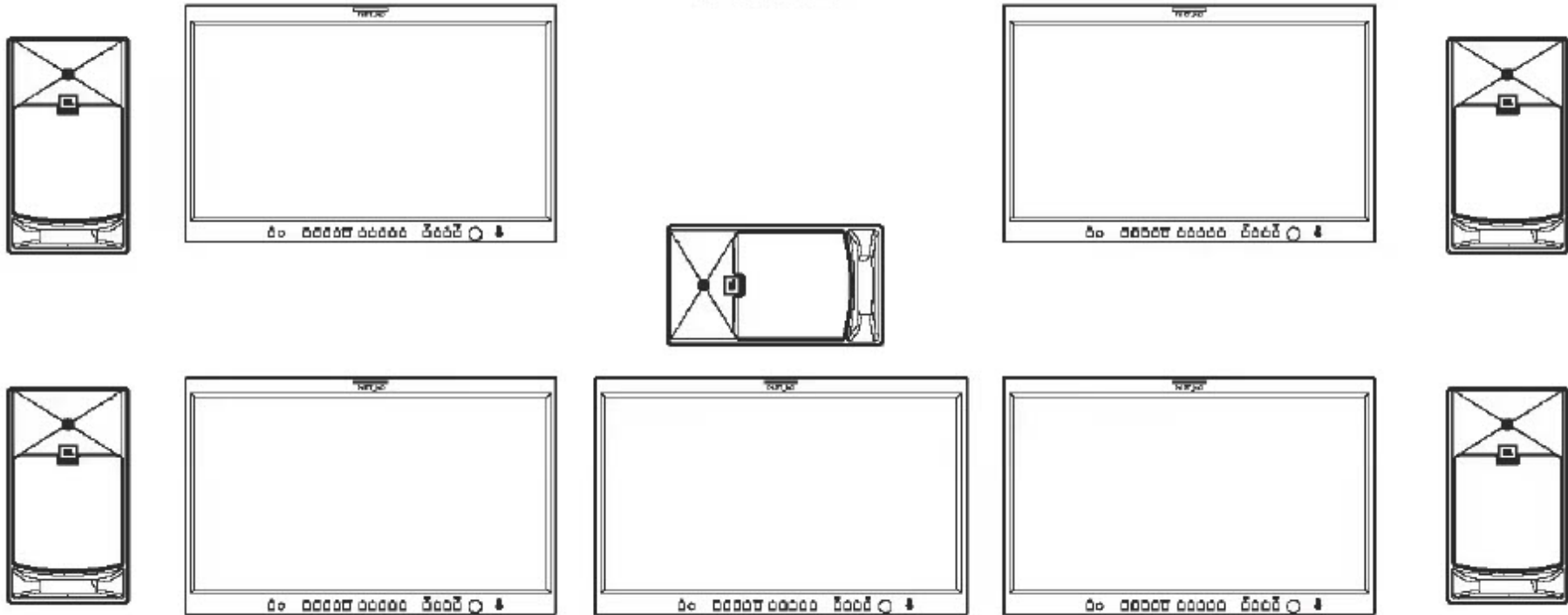
SUPERSHOOTER 7

VIDEO MONITOR WALL



SUPERSHOOTER 7

AUDIO MONITOR WALL



SUPERSHOOTER 7

RECORD & REPLAY FRONT MONITOR WALL



SUPERSHOOTER 7

RECORD & REPLAY BACK MONITOR WALL

