

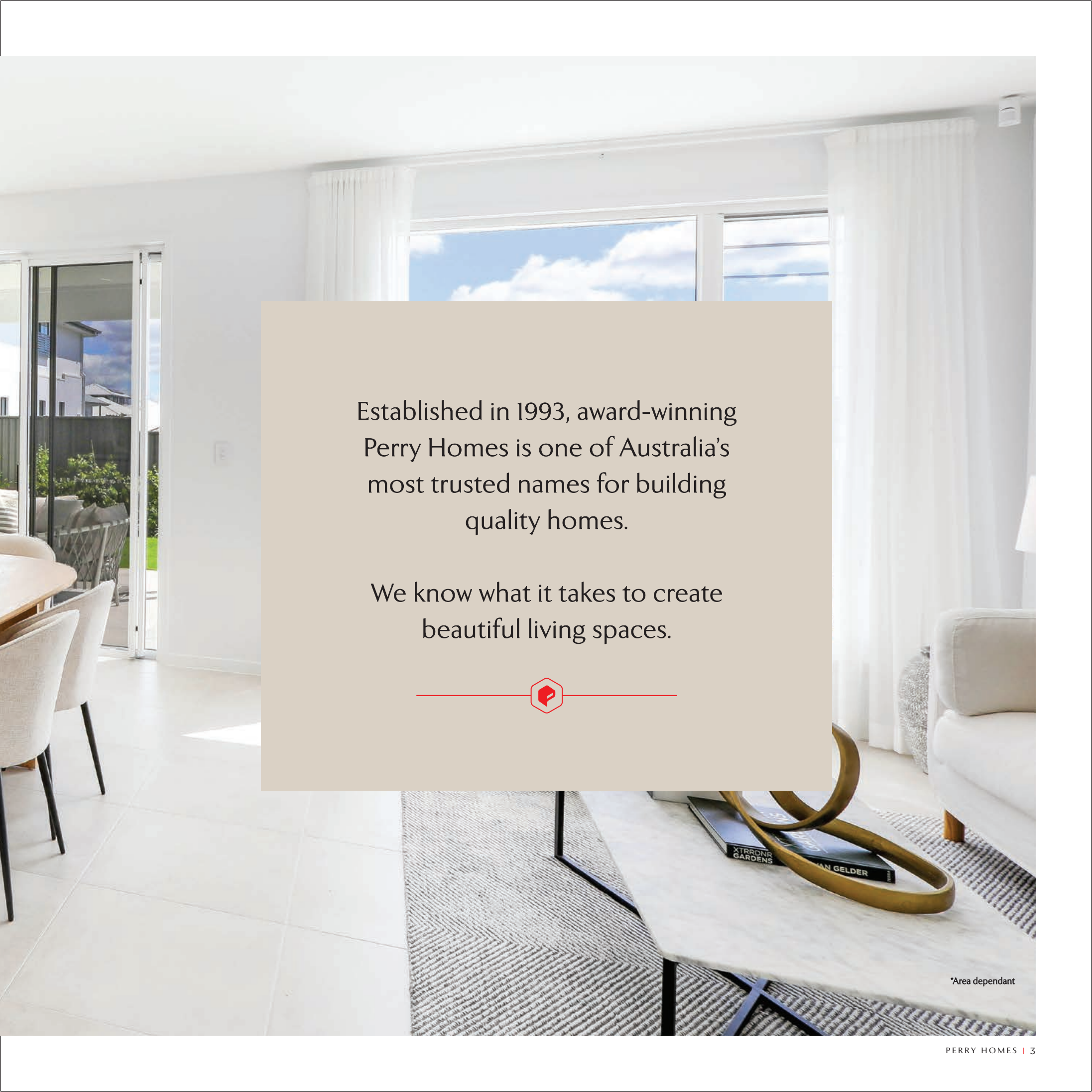
YOUR LUXURY UPGRADES



Perry Homes

Built to inspire. Built for you.





Established in 1993, award-winning Perry Homes is one of Australia's most trusted names for building quality homes.

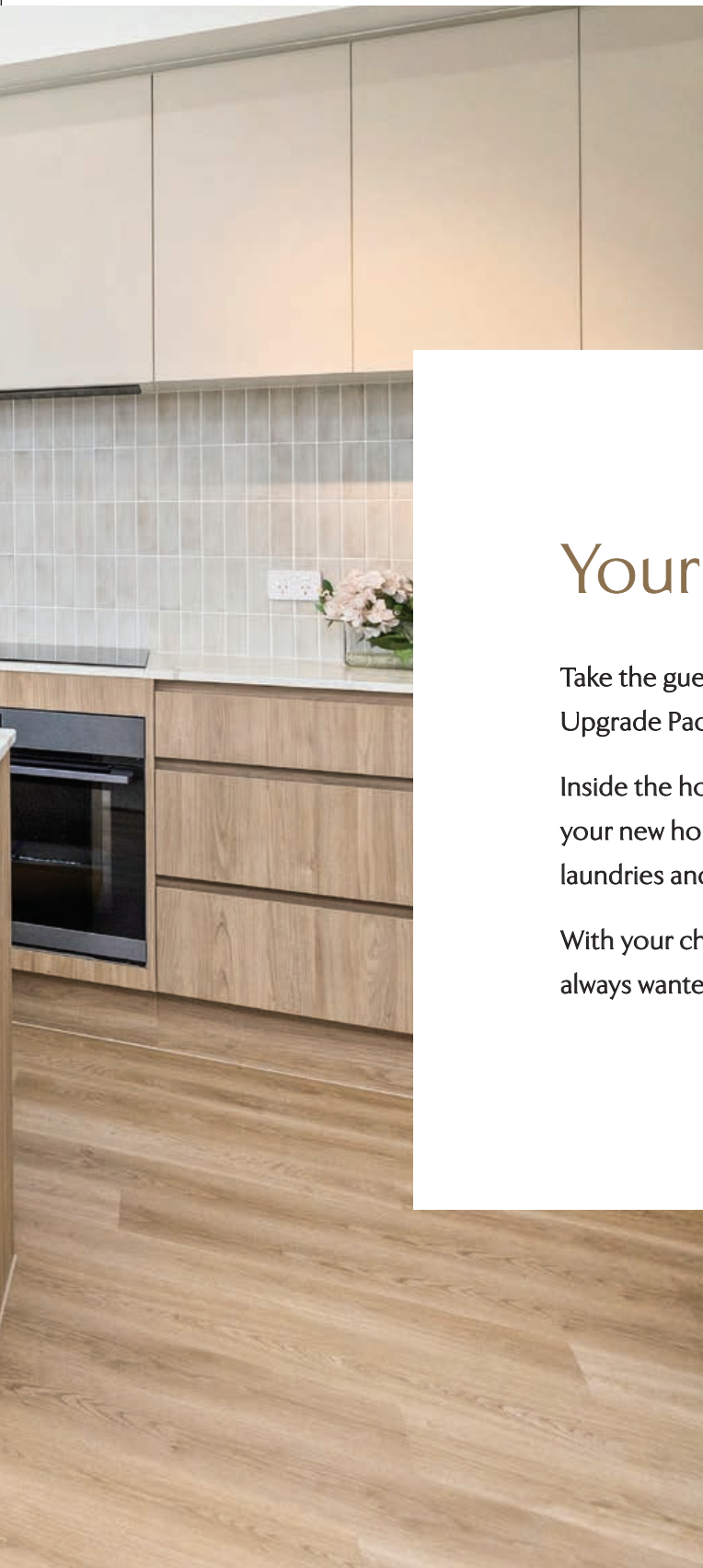
We know what it takes to create beautiful living spaces.



*Area dependant

YOUR LUXURY UPGRADES





Your style. Your way.

Take the guesswork out of upgrading your new dream home, with our all-inclusive Luxury Upgrade Package valued at up to \$85,000.

Inside the home and out, we've thought of every little detail so that you can personalise your new home, taking it from loveable to extraordinary. From kitchens and bathrooms to laundries and benchtops, everything has been given that extra special touch.

With your choice of home design, we can create the bespoke, luxury home you have always wanted.

Eye-catching street appeal

First impressions count and at Perry Homes we offer a range of upgrades to complement your beautiful new home.

Your included exterior upgrades:

- ▶ External grade floor tiles to porch and terrace*
- ▶ Extended range of 820mm or 1200mm Hume front doors*
- ▶ **Gainsborough Trilock 3-in-1 entrance set handle**
- ▶ Termite resistant timber framing
- ▶ Extended range of brick selection from PGH
- ▶ **Off white mortar to brickwork**

* Design specific. See terms and conditions.



820mm or 1200mm Hume front door and Gainsborough Trilock door handle



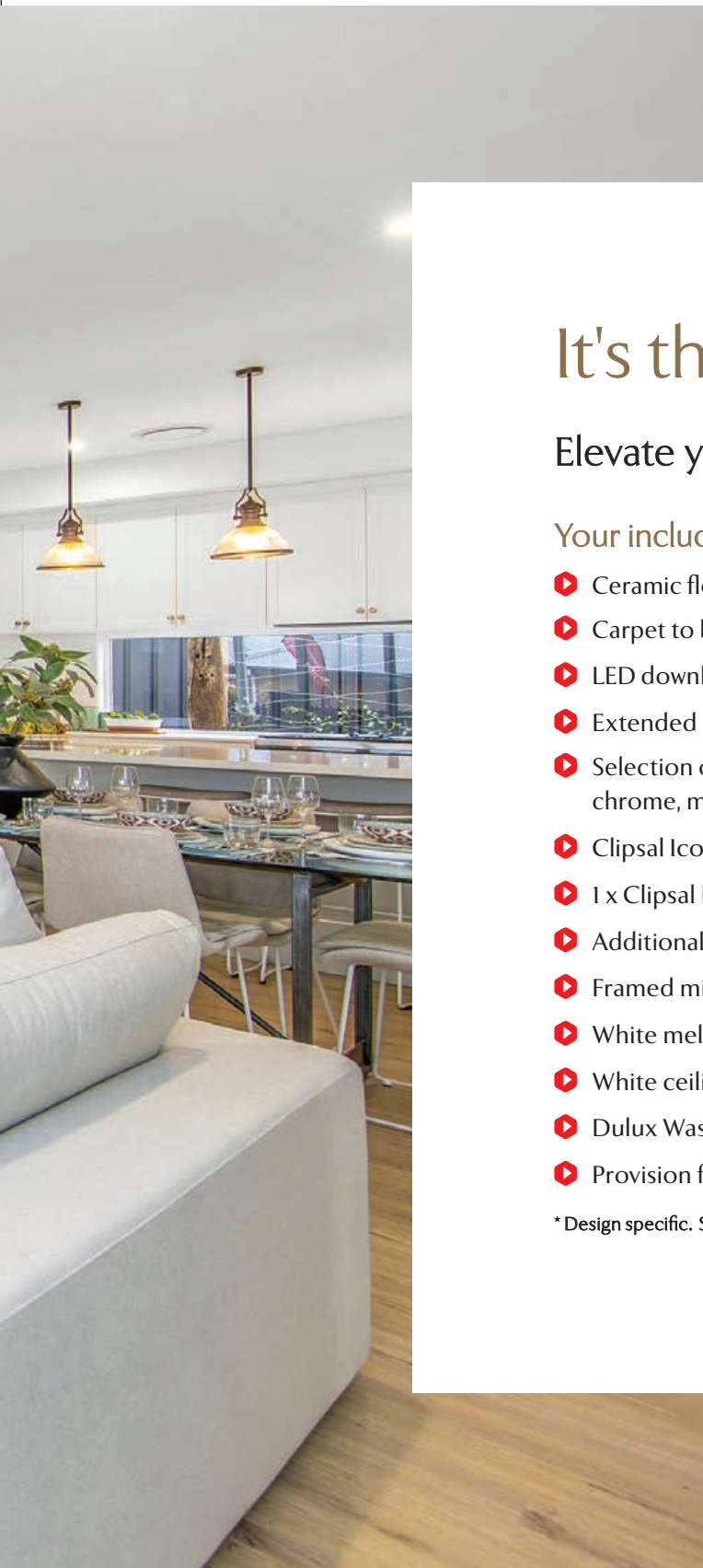
Termite resistant timber framing





INTERIOR





It's the little things that count


Elevate your living experience with quality interior upgrades.

Your included interior upgrades:

- ▶ Ceramic floor tiles or vinyl flooring to main floor areas from the extensive Builders Range*
- ▶ Carpet to bedrooms and media room* with quality underlay*
- ▶ LED downlights throughout home and 1200mm LED batten light to garage
- ▶ Extended range of panel carve internal doors
- ▶ Selection of internal door handles with matching hinge colours from the Gainsborough Avant series - chrome, matte black, satin graphite, brushed satin or satin brass
- ▶ Clipsal Iconic series of light and power switches throughout
- ▶ 1 x Clipsal Iconic double power point with dual USB charger to kitchen
- ▶ Additional television point and double power point to master bedroom
- ▶ Framed mirror sliding robe doors to all bedrooms
- ▶ White melamine shelving to all wardrobes, linen and broom cupboards
- ▶ White ceiling fan to terrace
- ▶ Dulux Wash&Wear 101 paint system to walls
- ▶ Provision for future fibre optic NBN telecommunications system

* Design specific. See terms and conditions.

Make your home shine



Clipsal Iconic LED switches




Extended range of internal doors



White ceiling fan to terrace



Clipsal Iconic double power point with dual USB charger



A selection of internal door handles in a range of five colours



Mirrored sliding wardrobe doors



KITCHEN





Inspired kitchen spaces

Style, sophistication and function are the hallmarks of every stylish kitchen. These upgrades will take things to the next level.

Your kitchen upgrades will include one of the following appliance packages:

- ▶ Westinghouse 900mm dual fuel freestanding cooker and 900mm stainless steel externally ducted canopy rangehood[^]
- ▶ Westinghouse 900mm under bench oven, 900mm ceramic glass electric cooktop, and 900mm stainless steel externally ducted canopy rangehood[^]
- ▶ Wall oven tower with microwave space, 2 pot drawers, and overhead cupboards, Westinghouse 600mm fan forced multifunction oven, and 600mm ceramic glass electric cooktop with 600mm stainless steel externally ducted canopy rangehood[^]
- ▶ Westinghouse 600mm under bench oven, 600mm ceramic glass electric cooktop with 600mm stainless steel externally ducted canopy rangehood[^]
- ▶ Westinghouse 600mm under bench oven, 600mm ceramic glass electric cooktop with integrated rangehood ducted externally[^]

[^]Further upgrades available to Electrolux or AEG appliances

Plus, it will also include:

- ▶ Memo Hugo stainless steel double bowl overmount sink
- ▶ Mizu Drift or Silk gooseneck pull out or Mizu Drift or Mizu Soothe MK2 square sink mixer in chrome, matte black, brushed nickel, brushed gunmetal, brushed brass and brushed bronze to kitchen
- ▶ Mizu Drift or Silk gooseneck or Mizu Drift or Soothe MK2 square sink mixer in chrome, matte black, brushed nickel, brushed gunmetal, brushed brass and brushed bronze to butler's pantry
- ▶ Overhead cupboards and bulkheads to kitchen* (excluding butler's pantry)
- ▶ Cold water plumbing to fridge space
- ▶ Soft close hinges to cupboards and cutlery drawers

* Design specific

For the gourmet chef



Westinghouse 600mm multifunction oven



Westinghouse 600mm ceramic glass electric cooktop



Westinghouse 900mm dual fuel freestanding oven



Westinghouse 900mm underbench oven



Westinghouse 900mm ceramic glass electric cooktop



Westinghouse 600mm/900mm stainless steel canopy rangehood



KITCHEN




Stylish finishing touches



Mizu Drift pull out gooseneck sink mixer



Mizu Silk pull out gooseneck sink mixer



Mizu Drift square gooseneck sink mixer



Mizu Soothe MK2 square sink mixer

Available in a range of finishes:




Brushed bronze



Brushed brass




Polished chrome



Brushed nickel



Matte black



Brushed gunmetal



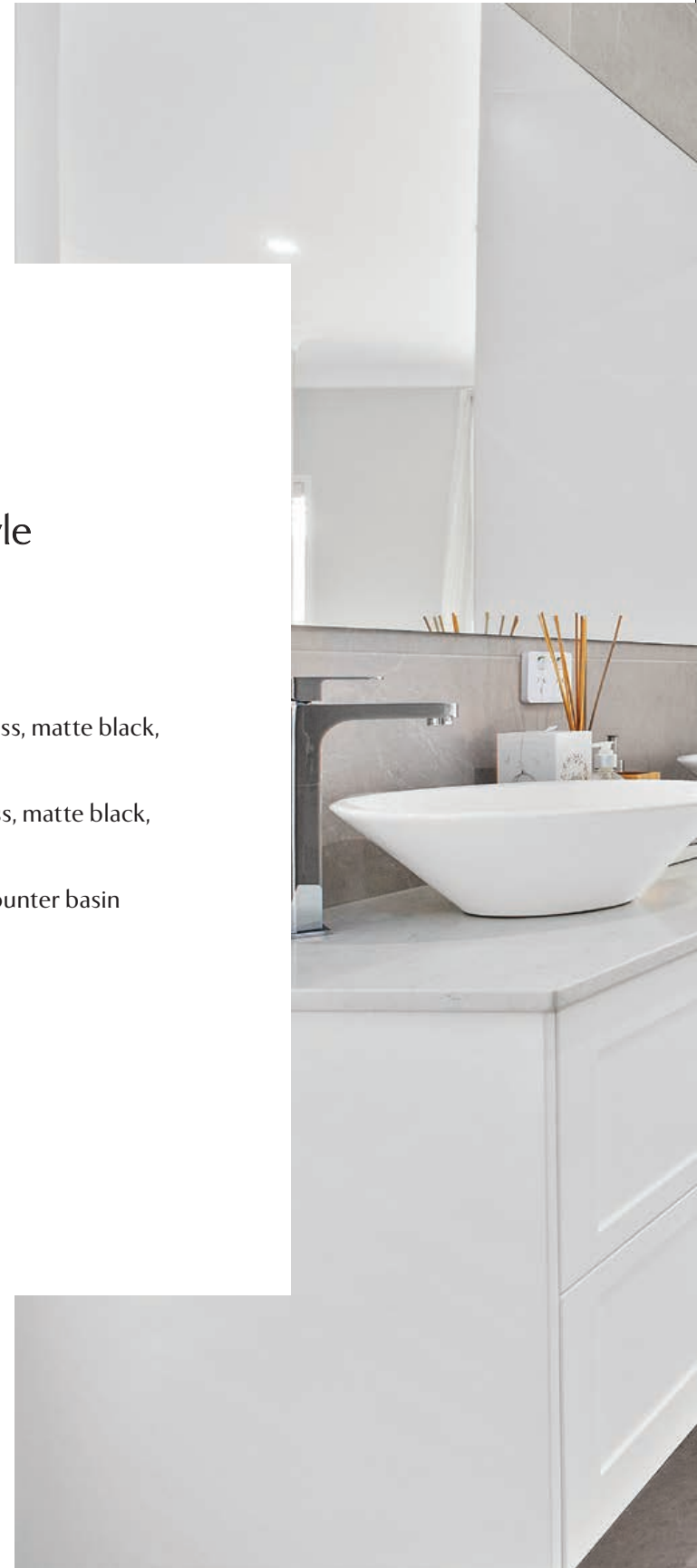
White melamine shelving to butler's pantry

Your private sanctuary

Relax and unwind in luxury with a range of upgrades that will add style and glamour to your home.

Your main bathroom and master ensuite upgrades include the following:

- ▶ Mizu Drift straight or curved, Mizu Silk or Mizu Soothe tapware to basin, bath and shower in brushed brass, matte black, brushed nickel, brushed gunmetal, polished chrome, brushed bronze
- ▶ Mizu Drift or Mizu Soothe rail showers, double towel rail, toilet roll holder and towel ring in brushed brass, matte black, brushed nickel, brushed gunmetal, polished chrome, brushed bronze
- ▶ A selection of Roca The Gap vanity basins, Kado Lux round semi inset vanity basin or Posh Solis under counter basin
- ▶ Posh back to wall or back to corner or free standing 1500mm bath
- ▶ Posh Domaine round back to wall rimless toilet suite with soft close seat
- ▶ Fully tiled shower niche
- ▶ Soft close hinges to vanity cupboards
- ▶ Smart tile floor wastes in chrome (if required)



BATHROOMS



BATHROOMS



Vanity Basins



Posh Solus under mounted counter basin 530mm x 365mm



Roca The Gap square above counter basin 390mm x 370mm



Roca The Gap round above counter basin 390mm



Roca The Gap round semi inset basin 390mm



Roca The Gap square semi inset basin 390mm x 370mm



The Gap semi inset basin 450mm x 410mm (with taphole)
Kado Lux round semi inset basin 460mm

Bathtubs



Posh Domaine back to wall freestanding bath 1500mm



Posh Solus back to corner freestanding bath 1500mm




Posh Solus freestanding bath 1500mm

Make a statement with a shaped mirror

Complement your style and bring your unique space to life by choosing a shaped mirror from the Regency range.



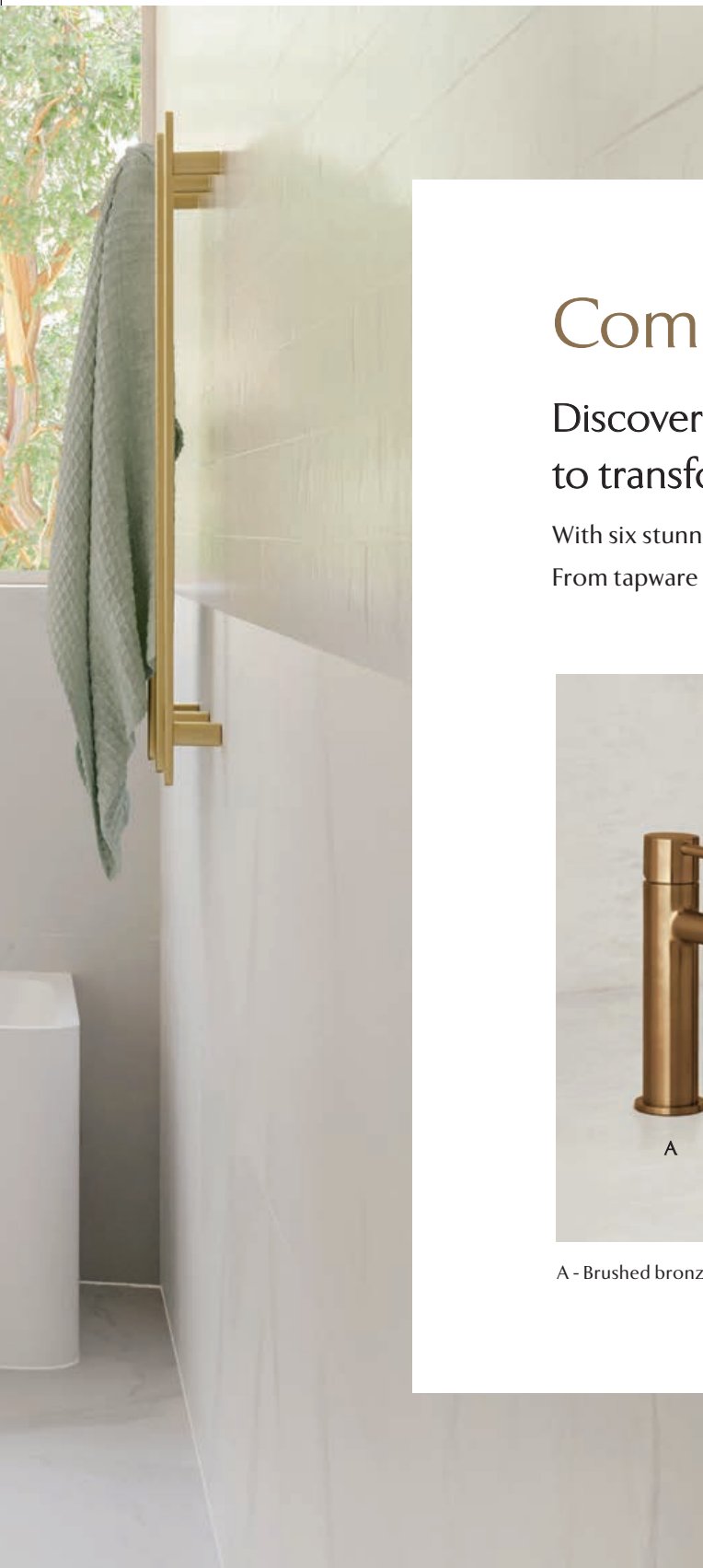
Choose from a selection of five shapes 800mm high





TAPWARE FINISHES





Complete your bathroom in style

Discover Mizu tapware and accessories, stylish fittings designed to transform any bathroom.

With six stunning colour finishes to choose from, you can create the look that perfectly complements your home. From tapware to shower rails, every detail comes together in effortless style.



A - Brushed bronze B - Brushed brass C - Polished chrome D - Brushed nickel E - Matte black F - Brushed gunmetal

mizu

Mizu Soothe/Silk Collection



Mizu Soothe MK2 basin mixer



Mizu Silk basin mixer



Mizu Soothe towel ring



Mizu Soothe MK2 shower mixer



Mizu Silk shower mixer



Mizu Soothe toilet roll holder



Mizu Soothe MK2 wall mixer set



Mizu Silk wall mixer set



Mizu Soothe double towel rail



A - Mizu Soothe twin rail shower to ensuite
B - Mizu Soothe single rail shower to main bathroom

Mizu Drift Curve/Straight Collection



Mizu Drift curve basin mixer



Mizu Drift straight basin mixer




Mizu Drift guest towel holder



Mizu Drift shower mixer



Mizu Drift shower mixer



Mizu Drift toilet roll holder



Mizu Drift curve wall mixer set



Mizu Drift straight wall mixer set



Mizu Drift double towel rail



A - Mizu Drift twin rail shower to ensuite
B - Mizu Drift single rail shower to main bathroom

Blending modern design with practical living

Sometimes it's the simple things that make all the difference and there's every reason your laundry deserves the designer treatment too.

Your laundry inclusions:


- ▶ Up to 800mm laminated laundry unit with laminate overhead cupboards
- ▶ Stainless steel Posh Solis Mk2 with overflow laundry tub
- ▶ Mizu Drift or Silk gooseneck or Mizu Drift or Soothe MK2 square sink mixer in chrome, matte black, brushed nickel, brushed gunmetal, brushed brass and brushed bronze to laundry
- ▶ Soft close hinges to vanity cupboards



Mizu Drift gooseneck sink mixer



Mizu Silk gooseneck sink mixer



Mizu Drift square gooseneck sink mixer



Mizu Soothe MK2 square sink mixer

Available in a range of finishes:



Brushed bronze



Polished chrome



Matte black



Brushed nickel



Brushed gunmetal



Brushed brass




BENCHTOPS




Add a touch of class to your benchtops


20mm engineered stone benchtops to all wet areas including kitchen, butler's pantry*, bathroom, ensuite and laundry. Single colour choice throughout the home.




Sundrift



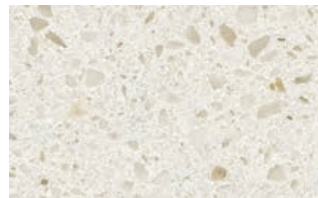
Moonshore




Galaxy Black




Luna White



Polar



Reflections




Turino

Elevate your surfaces for just \$1,199!



Alpine White




Ash Grey




Cloudy Bay



Graphite Matt



Storm



White Swirl



Paloma Carrara

 **QUANTUMzero**
RECYCLED SURFACES

* Design specific

AIR CONDITIONING



The cool comfort of ducted air

A Daikin ducted air conditioning system will provide ultimate comfort throughout your entire home at the touch of a button. Being in the business of human comfort, Daikin have a passion for designing and engineering smart technologies. When it comes to your comfort, they lead the world in performance, quality and reliability in ducted air conditioning systems.



PRESTIGE INCLUSIONS SHOWCASE

These inclusions are standard with every home built by Perry Homes

HIGHLIGHT INCLUSIONS

Preparation of building applications and lodgement, including all insurances

Drafting of architectural floor plan and all required engineering

Colour selection with professional interior designer

Access to Perry Homes new home customer portal for frequent updates

Choice of 1200mm or 820mm Hume Savoy entry door*

R5.0 Ceiling insulation and R2.5 to external walls with sarking wrap

20-Year structural guarantee*

INTERNAL INCLUSIONS

Dulux 3 coat paint system

Clipsal iconic series of light and power switches throughout

Double power points and light fittings throughout

Hume internal doors with Gainsborough door furniture

Sliding robe doors with hang rail and shelf to bedrooms

Open shelves to linen

Finger jointed pine skirting and architraves throughout

Smoke detectors with battery back-up

EXTERNAL INCLUSIONS

Choice of 1200mm or 820mm Hume Savoy entry door*

Overhead sectional automated remote garage door

Choice of builders range PGH bricks

James Hardie Newport cladding*

COLORBOND® custom orb roofing

T2 treated 90mm external frames with 70mm internal and 600mm eaves

Structural concrete to porch and alfresco

Gyprock ceiling to alfresco

Trend aluminium windows and sliding doors

Engineer designed slab

BATHROOM INCLUSIONS

Set down bathroom floors

Posh Domaine freestanding back-to-wall 1500mm bath*

Extensive builders range of tiles from Beaumont Tiles

Linear strip grate with tile insert or smart waste drain to showers and bathrooms*

Semi frameless shower screens

Soft close laminate cabinetry doors

Ceramic basin with overflow

Frameless polished edge mirror

Posh solus soft close toilet suite

KITCHEN INCLUSIONS

Westinghouse 600mm cooktop and oven

Westinghouse canopy rangehood

Soft close laminate cabinetry doors and set of drawers

700mm tiled splashback

Open shelves to pantry or walk in pantry*

Double bowl stainless steel sink

Water point to fridge spaces

Dishwasher provision

SUSTAINABILITY INCLUSIONS

R5.0 ceiling insulation including external roof areas (excludes garage)

Sarking to all external walls and entire roof area

R2.5 batts external wall insulation

R2.0 batts to garage walls

Rinnai 26L instantaneous gas hot water system - 6 star rating

3000L COLORBOND® slimline water tank

*Design specific and where shown on plans. See your sales consultant for further details.

Terms and conditions: All images in this brochure do not necessarily accurately depict the finished product. Some images may show both standard and upgrade products, whilst others may display features which are not supplied by Perry Homes or are outside our standard and upgrade range. All images in this brochure are for marketing purposes only. Flooring upgrade applies to homes up to a maximum size of 280m². Homes exceeding this size will incur an additional charge. Split-level and double-storey homes that include an upper tiled or vinyl living area will incur an additional charge of \$5,500. External tiling to the Porch and Terrace is included up to a maximum of 20m². Areas exceeding this allowance will incur additional fees and charges. Additional Powder Rooms or Ensuite bathrooms will incur additional costs. This promotion applies to initial deposits paid within the promotional period and is subject to the Building Contract being executed, a 5% deposit paid, and the project being ready for Council or Private Certifier lodgement within 90 days of the initial deposit. This offer cannot be used in conjunction with any other promotion or discount and is not redeemable for cash or credit, nor can it be substituted for alternative products or inclusions. Perry Homes reserves the right to withdraw or amend this promotion at any time without notice. NSW Licence No. 110970C - QBCC Licence No. 718748. May 2026. E34862

We are proud to partner with some of the best brands in Australia to deliver your dream home.



DAIKIN

Colorbond®



IPGH BRICKS & PAVERS™

JH James Hardie™

CLIPSAL®
by Schneider Electric

Dulux®

BEAUMONT TILES

Westinghouse

TREND
WINDOWS & DOORS

Laminex®

PHOENIX™

blum®


reece™

AEG

QUANTUMzero
RECYCLED SURFACES

Gainsborough
ENTER WITH STYLE™

Electrolux



MOMO
HANDLES

mizu

Time to build? Let's talk.



(07) 5569 9400



sales@perryhomes.com.au
perryhomes.com.au



Perry Homes

NSW Lic. No. 110970C. QBCC Act Lic. No. 718748