



# Soundcheck Studios at Rock Nashville: Technical Packet

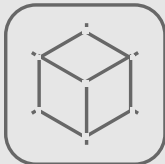















Version 1.3  
07.30.25

Updated by:  
Bom Bom

Info@RockNashville.com  
Booking@Soundchecknashville.com



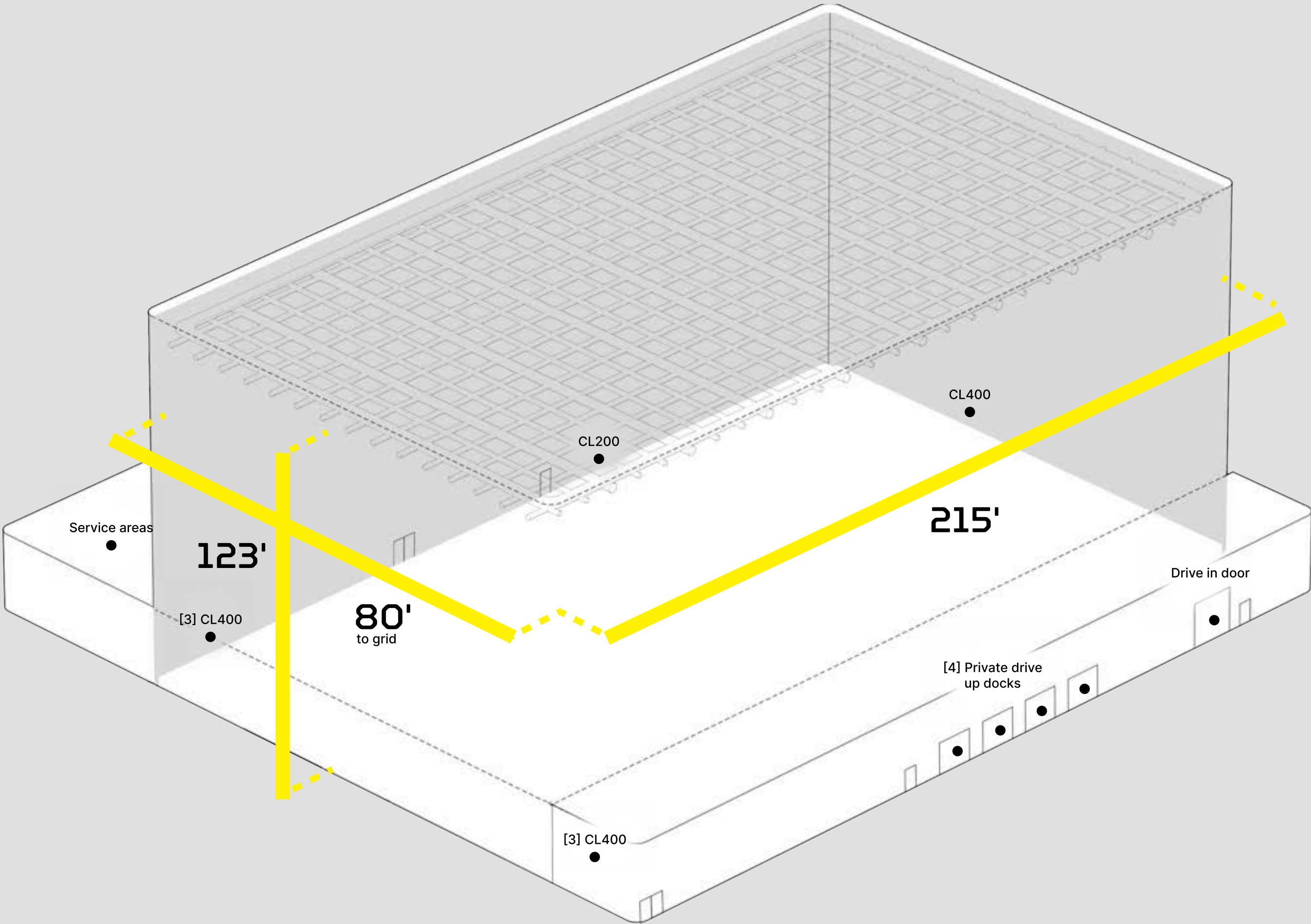
# Studios Overview

				 	   	  	   
SQFT		26,445 sqft	12,177 sqft	5,390 sqft	3,350 sqft	2,400 sqft	560 sqft
DIMS		215' x 123'	123' x 99'	77' x 70'	67' x 50'	60' x 40'	28' x 20'
TRIM		80' to grid	65' to grid	26'11" to grid	26'11" to grid (AB Only)	32' to ceiling	12'4" to ceiling
RIGGING		900,000 lbs	500,000 lbs	80,000 lbs	39,000 lbs (AB Only)	N/A	N/A
AUDIO		N/A	N/A	FOH PA	FOH PA, Monitor System, FOH and Mon. Consoles	FOH PA, Monitor System, FOH and Mon. Consoles	Monitor System, Monitor Console
POWER		[7] 400A, 3Φ + [2] 200A, 3Φ	[4] 400A, 3Φ + [2] 200A, 3Φ	[1] 400A 3Φ [1] 200A 3Φ [1] 100A 3Φ [2] L21-30 services powering stage power and FOH PA	[2] 200A 3Φ [1] 100A 3Φ [2] L21-30 services powering stage power, MON power, and FOH PA	[1] 200A 3Φ [1] 100A 3Φ [2] L21-30 30A services powering stage power, MON power, and FOH PA	[4] 120V 20A Duplex Outlets [1] L21-30 30A services powering stage power, MON power

# Studio 1

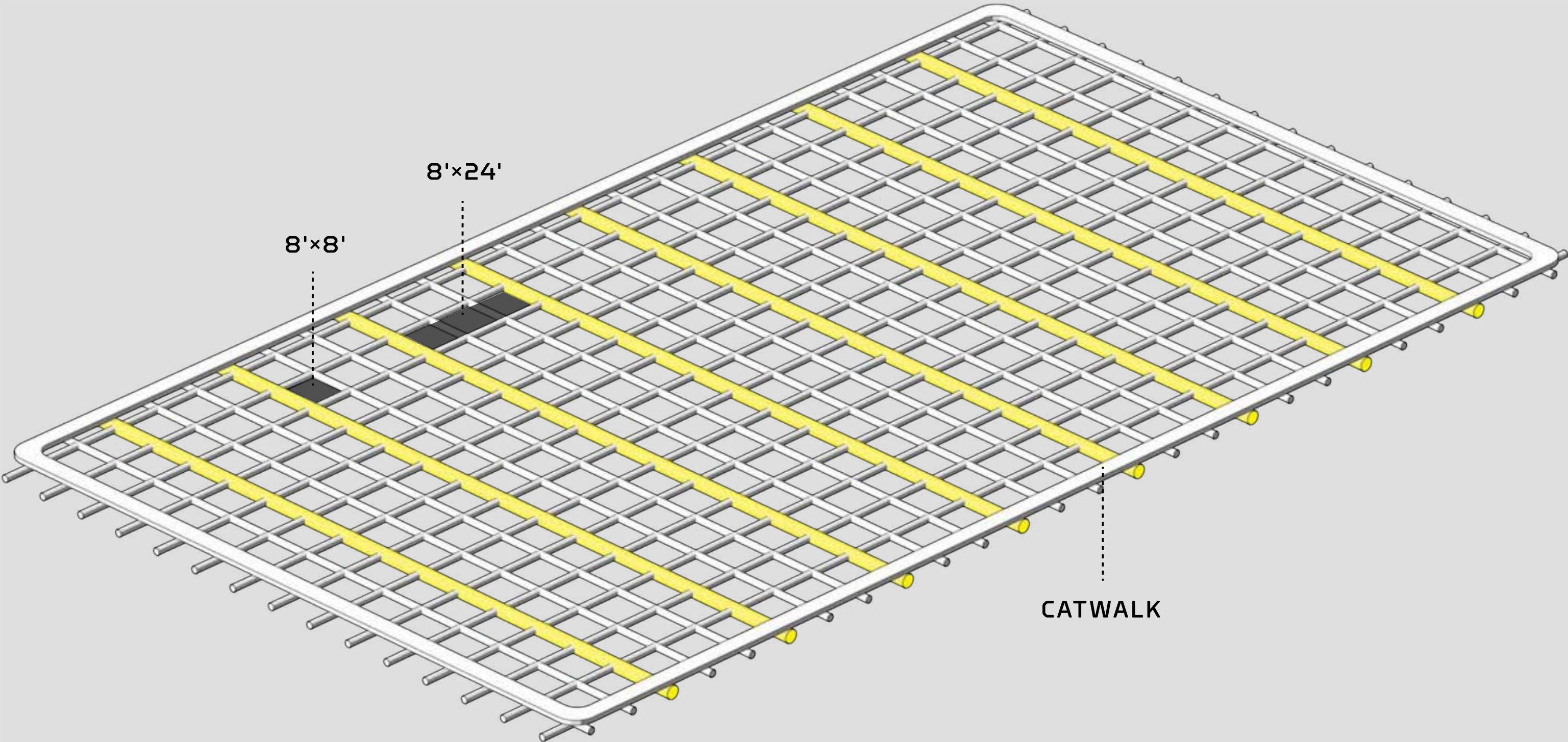
Soundcheck Studio 1 at Rock Nashville is the largest full production studio on campus, offering space, strength and support for large scale productions and rehearsals.

DIMS	215' × 123'
SQFT	26,445 sqft
TRIM	80'
RIGGING	450 US Tons / 900,000 lbs
POWER	[7] 400A, 3Φ + [2] 200A, 3Φ



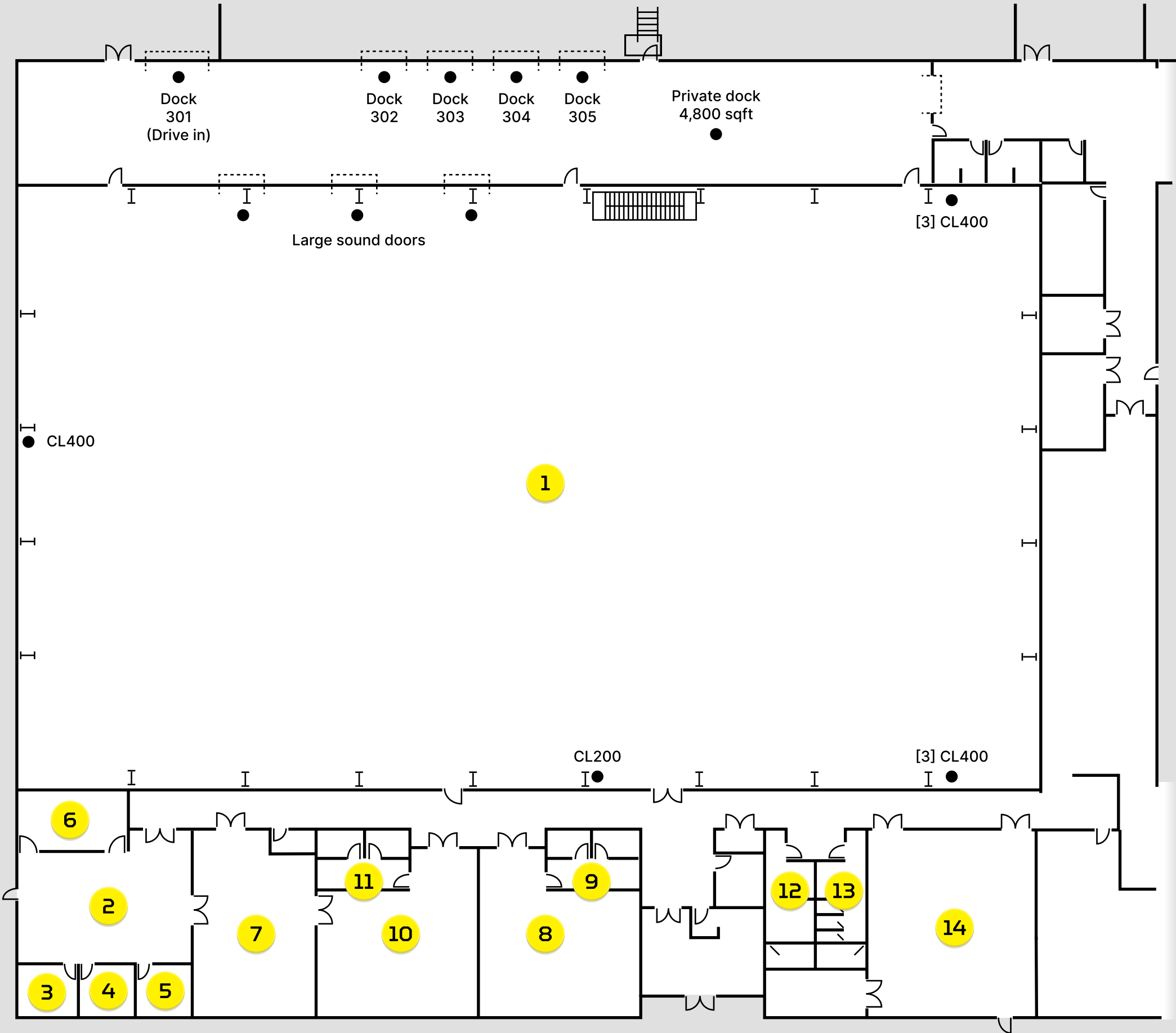
# Studio 1 Rigging

TRIM	80'
GRID	8'×8' grid of wide flange beams
MAX CAP	450 US Tons / 900,000 lbs
RIGGING	8'×8' Rigging Grid, Horizontal Lifeline System, Max 3-ton point load on any 8ft span, Max 50-tons on any truss girder, straight hangs only on W10×30 beams, Bridal loads allowed on W18×40 beams minimum of 5ft below grid
SAFETY	Fall protection cable system installed 6'8" above each beam in grid system



# Studio 1 Rooms

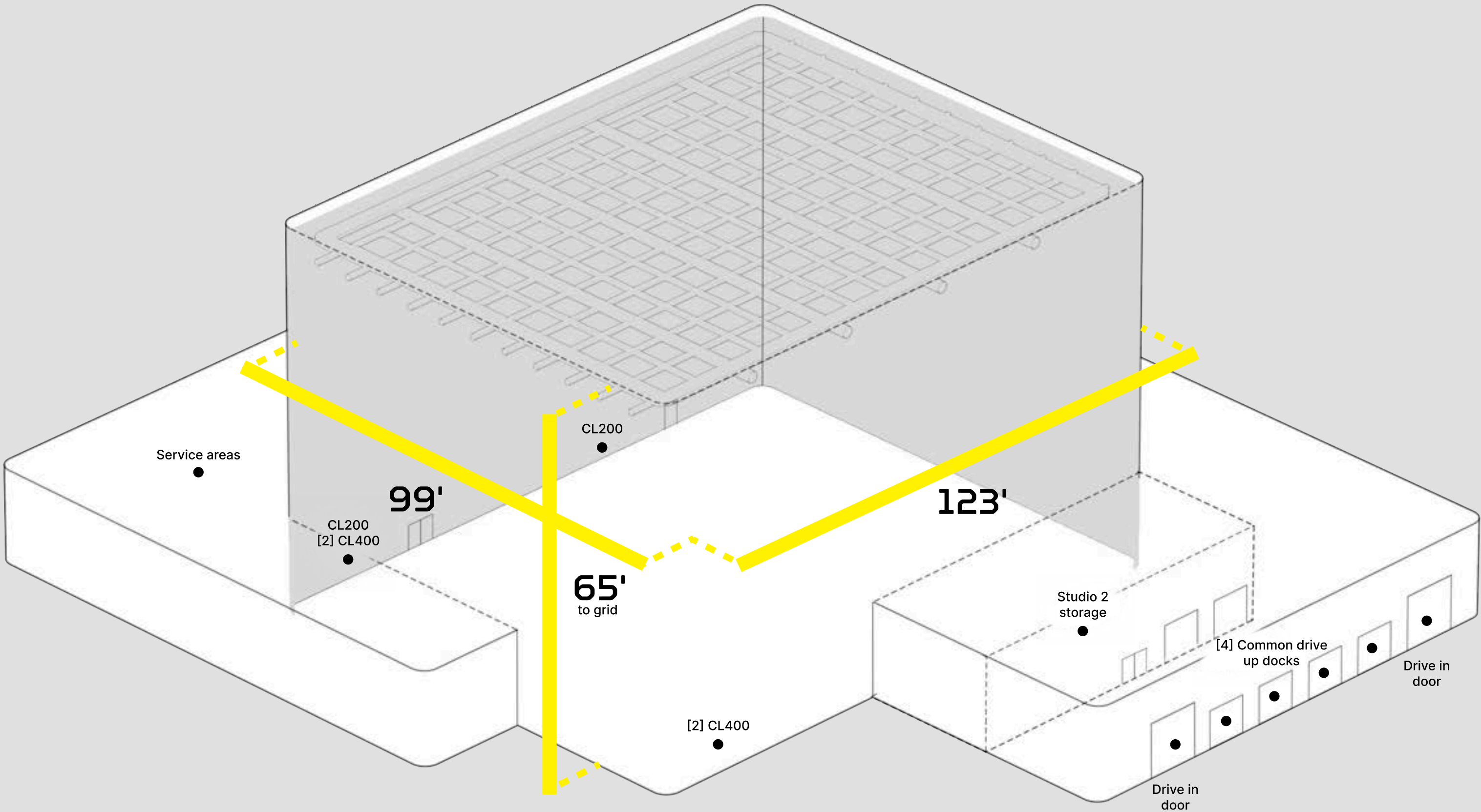
1	Main Studio Space	123' × 215'	37.49m × 65.53m	26.45k sq/ft of uninterrupted floor space
2	Production Office	23' × 36'	7m × 10.97m	Desks & data for 8 people, small lounge
3	Tour Office	11' × 12'	3.35m × 3.65m	Desk for 1 person
4	Tour Office	11' × 12'	3.35m × 3.65m	Desk for 1 person
5	Tour Office	11' × 12'	3.35m × 3.65m	Desk for 1 person
6	Conference Room	13' × 22'	3.96m × 6.7m	1 Conference table with seating for 10
7	Multi-Purpose Room	40' × 25'	12.19m × 7.62m	Can be configured to suit any need
8	Dressing Room	26' × 34'	7.92m × 10.36m	Fully furnished with private full bath
9	Dressing Room Restroom	20' × 13'	6.09m × 3.96m	Full bath - 1 toilet, 1 sink, 1 shower
10	Dressing Room	26' × 34'	7.92m × 10.36m	Fully furnished with private full bath
11	Dressing Room Restroom	20' × 13'	6.09m × 3.96m	Full bath - 1 toilet, 1 sink, 1 shower
12	Men's Restroom	10' × 23'	3.04m × 7.01m	2 stalls, 2 urinals, 3 sinks
13	Women's Restroom	10' × 23'	3.04m × 7.01m	4 stalls, 3 sinks
14	Dining Area	40' × 35'	12.19m × 10.66m	Seating for up to 50, kitchen



# Studio 2

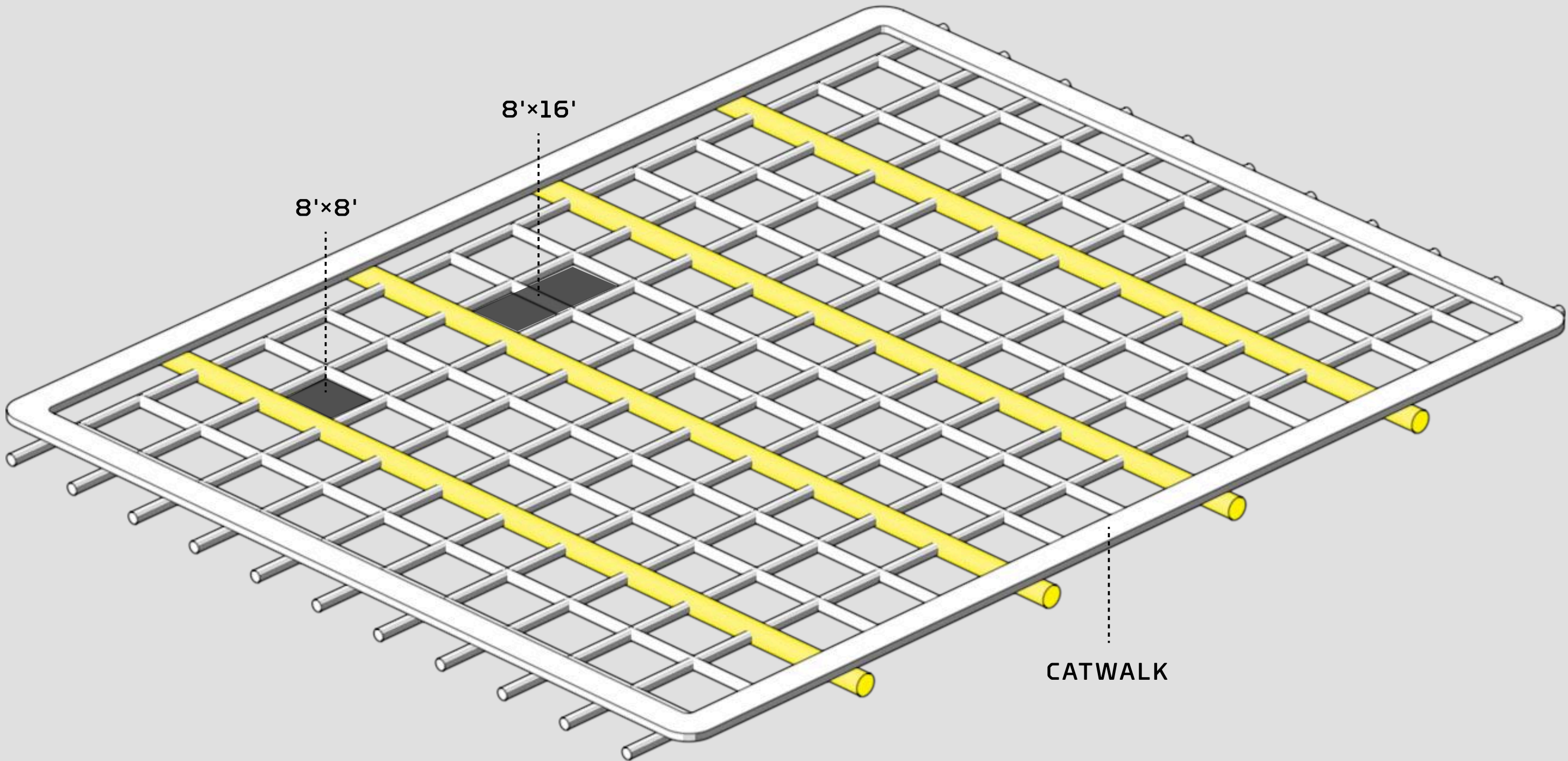
Soundcheck Studio 2 at Rock Nashville is ideal for full production rehearsals, offering space, strength and support.

DIMS	123' × 99'
SQFT	12,177 sqft
TRIM	65'
RIGGING	250 US Tons / 500,000 lbs
POWER	[4] 400A, 3Φ + [2] 200A, 3Φ



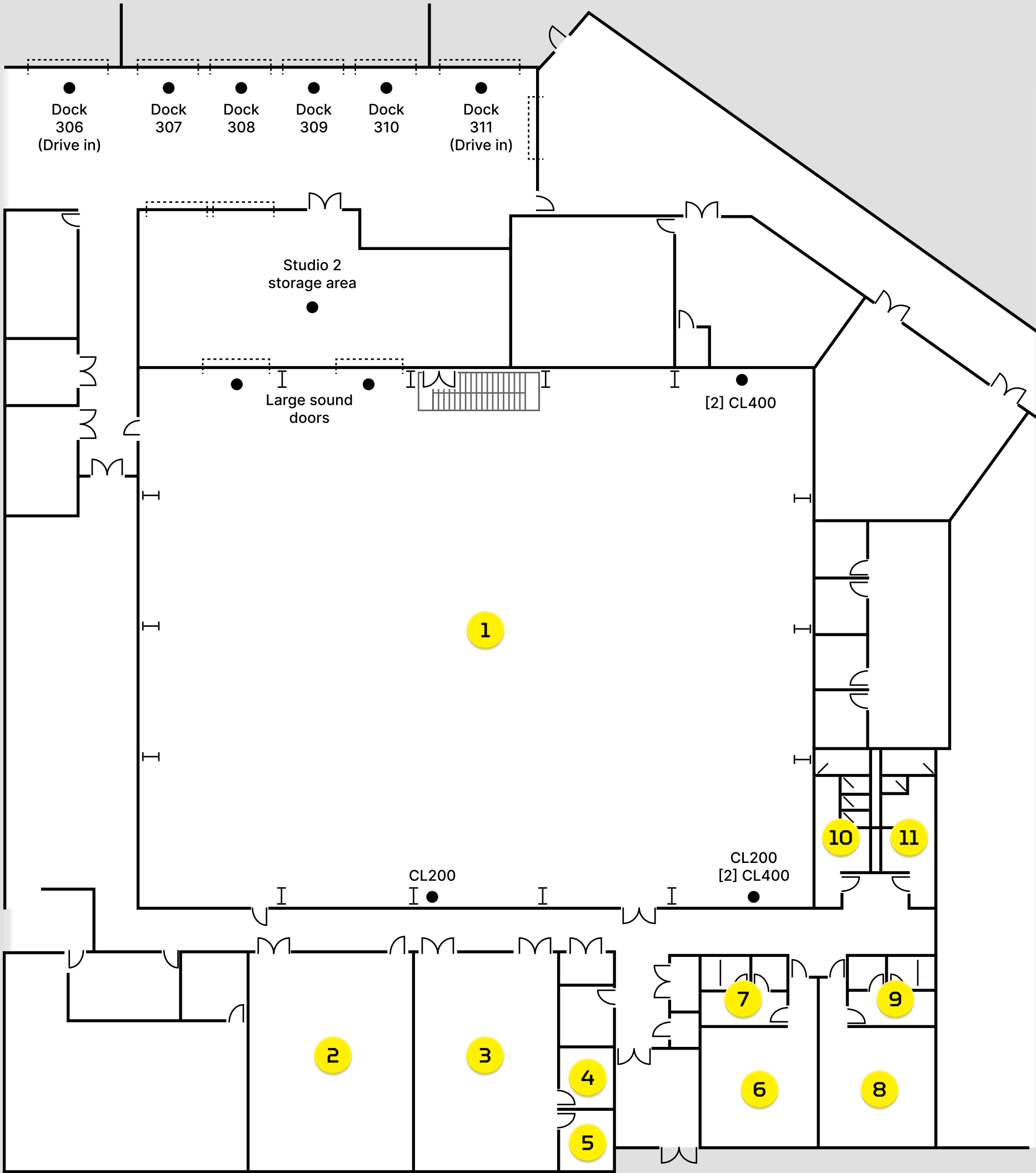
# Studio 2 Rigging

TRIM	65'
GRID	8'×8' grid of wide flange beams
MAX CAP	250 US Tons / 500,000 lbs
RIGGING	8'×8' Rigging Grid, Horizontal Lifeline System, Max 3-ton point load on any 8ft span, Max 50-tons on any truss girder, straight hangs only on W10×30 beams, Bridal loads allowed on W18×40 beams minimum of 5ft below grid
SAFETY	Fall protection cable system installed 6'8" above each beam in grid system



# Studio 2 Rooms

1	Main Studio Space	123' × 99'	37.49m × 30.17m	12.17k sq/ft of uninterrupted floor space
2	Dining Area	40' × 30'	12.19m x 9.14m	Seating for up to 50, kitchen
3	Production Office	40' × 26'	12.19m x 7.92m	Desks & data for 8 people, small lounge
4	Tour Office	11' × 10'	3.35m x 3.04m	Desk for 1 person
5	Tour Office	11' × 10'	3.35m x 3.04m	Desk for 1 person
6	Dressing Room	21' × 21'	6.4m x 6.4m	Fully furnished with private full bath
7	Dressing Room Restroom	14' × 16'	4.26m x 4.87m	Full bath - 1 toilet, 1 sink, 1 shower
8	Dressing Room	21' × 21'	6.4m x 6.4m	Fully furnished with private full bath
9	Dressing Room Restroom	14' × 16'	4.26m x 4.87m	Full bath - 1 toilet, 1 sink, 1 shower
10	Women's Restroom	10' × 23'	3.04m x 7.01m	4 stalls, 3 sinks
11	Men's Restroom	10' × 23'	3.04m x 7.01m	2 stalls, 2 urinals, 3 sinks



# Studios 3

A

B

Soundcheck Studios 3, Rooms A + B are efficient and flexible spaces for band and crews to rehearse. Opens to shared, common hall with 14 docks, load in through a 10' x 10' soundproof door.

DIMS	77' × 70'
SQFT	5,390 sqft
POWER	[1] 400A 3Ø 120/208V AC [1] 200A 3Ø 120/208V AC [1] 100A 3Ø 120/208V AC [2] L21-30 services powering stage power and FOH PA

- AUDIO
- Front of House

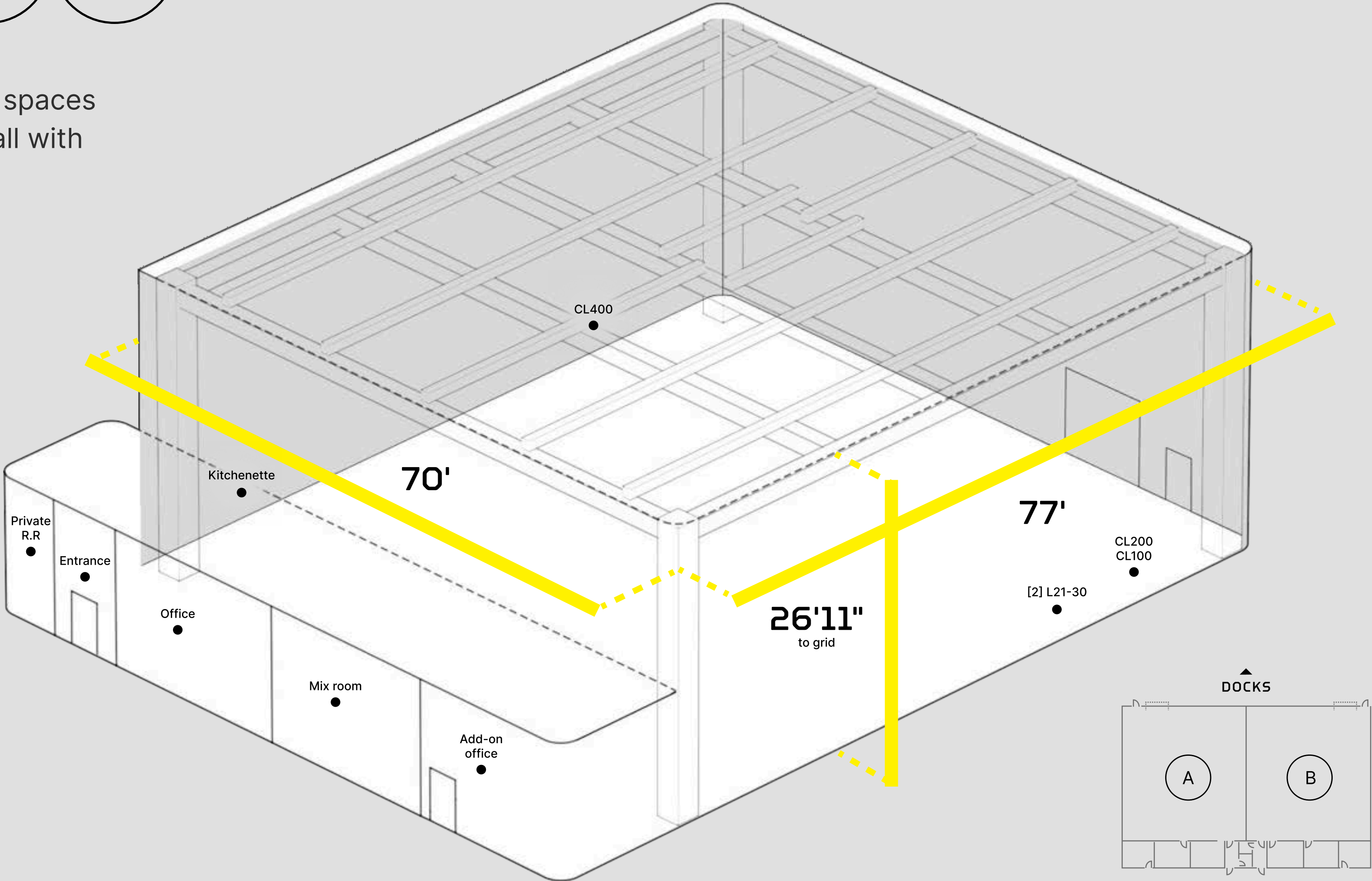
  - Flown PA: CO10 (80°) Cohesion Line Array - [3] per side
  - Ground stacked on carts: CP218-11+ Self-powered subwoofer - [1] per side

Monitors

  - N/A

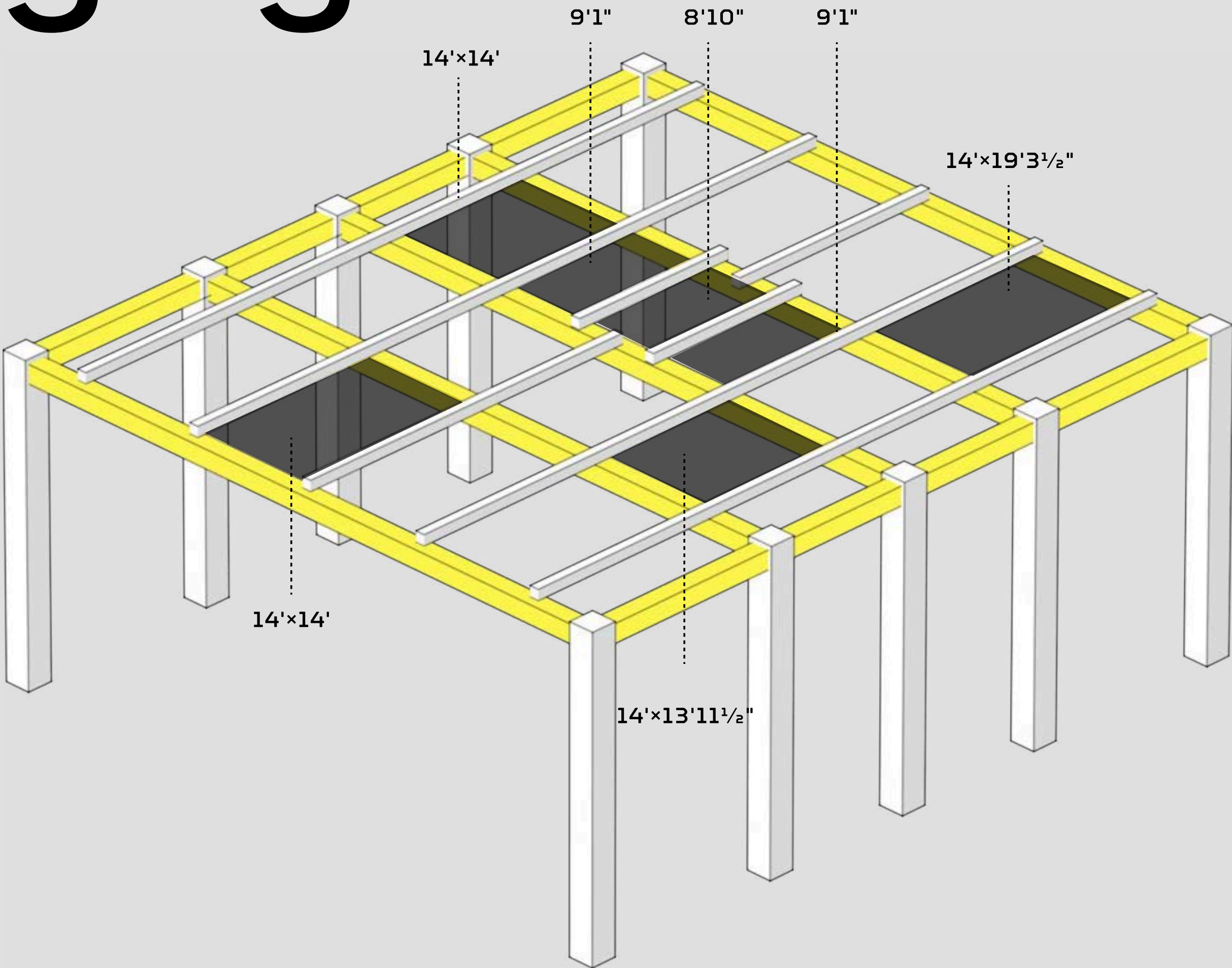
Consoles

  - N/A



# Studios 3 Rigging

TO GRID	26'11"
TO CEILING	32'
TRUSS	20.5" Ground Support
MAX CAP	40 US Tons / 80,000 lbs



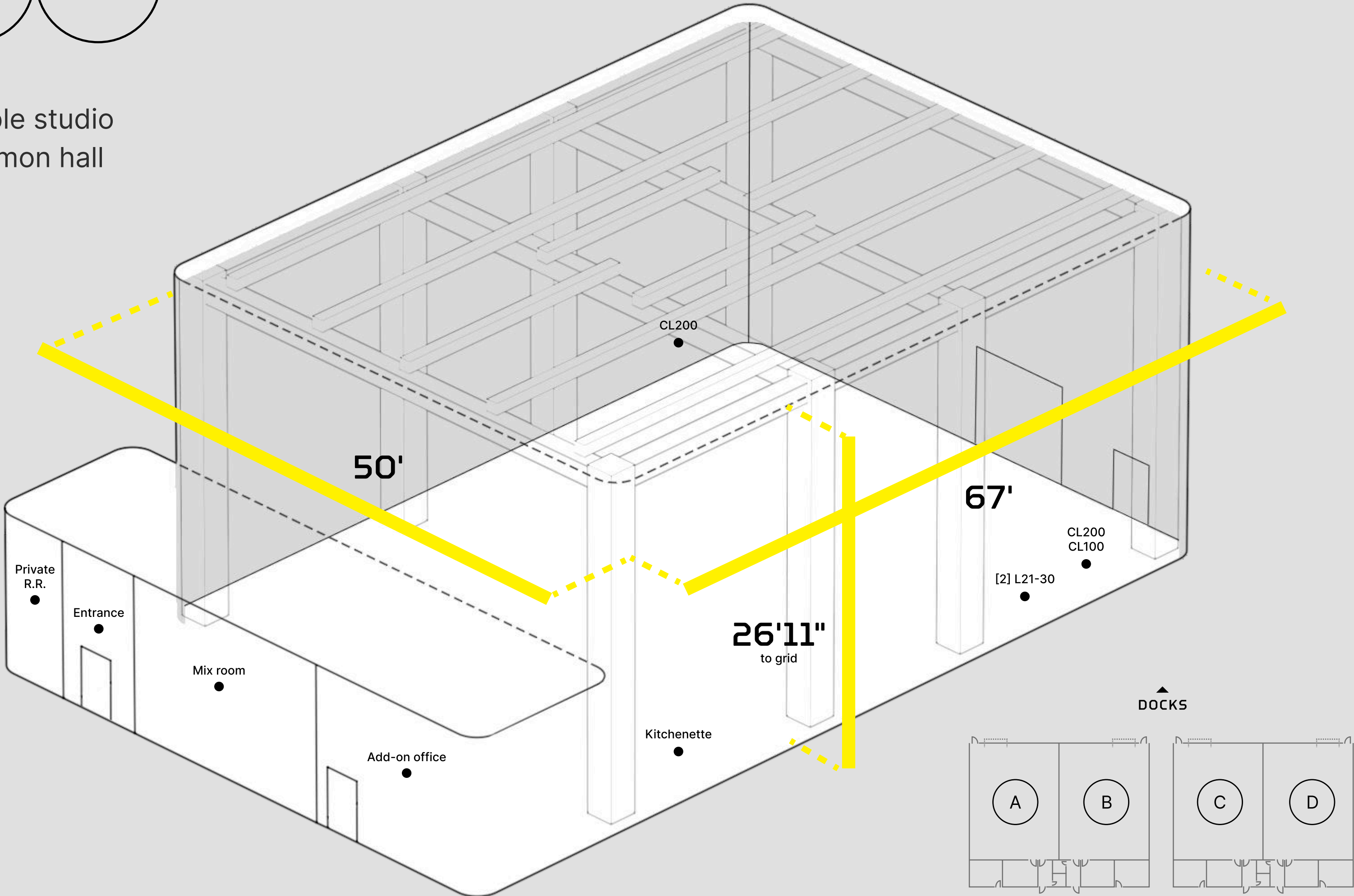
# Studios 4

A

B

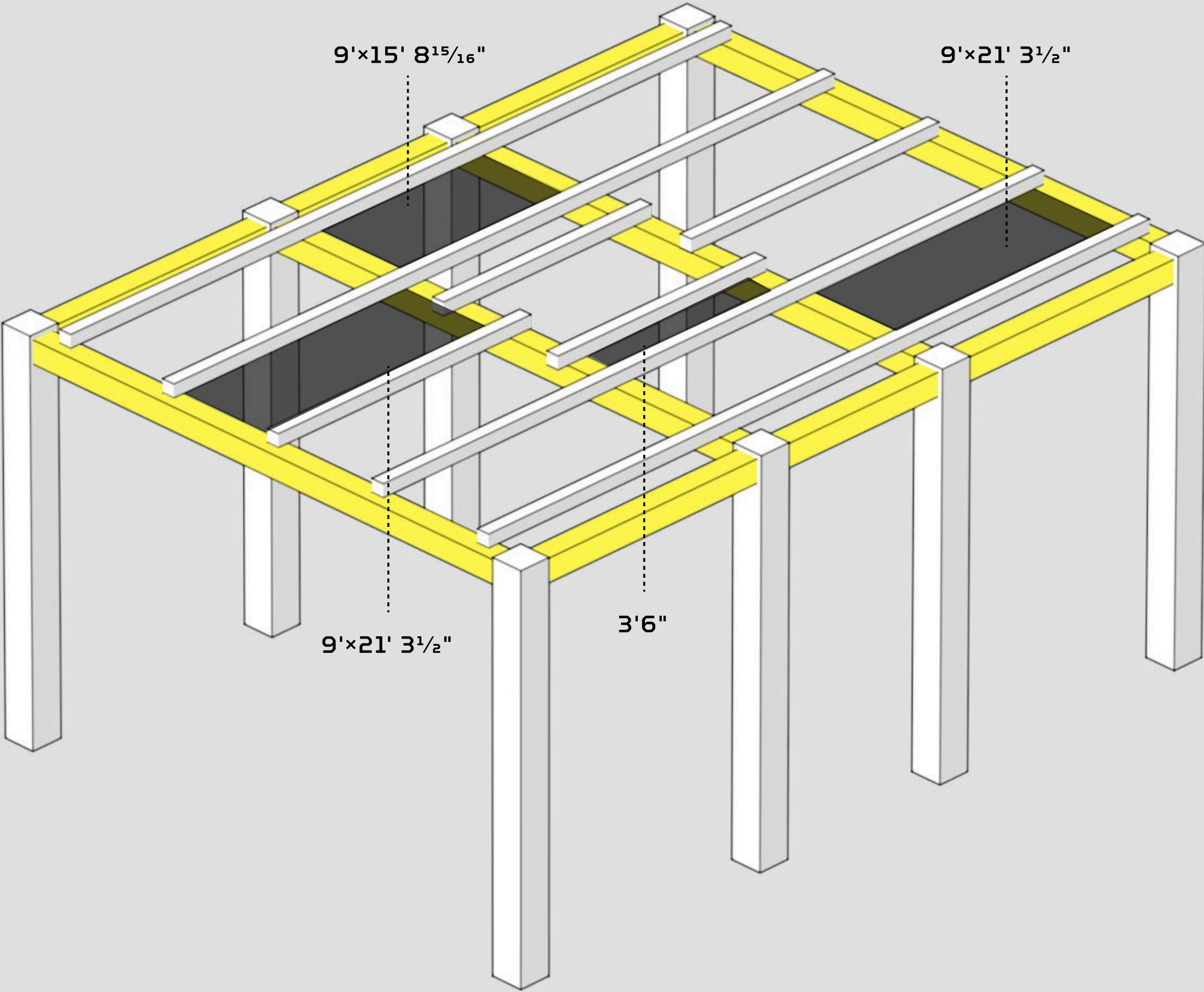
Soundcheck Studios 4, Rooms A, B, C, + D are individual, flexible studio spaces for band and crews to rehearse. Opens to shared, common hall with 14 docks, load in through a 10' x 10' soundproof door.

DIMS	67' × 50'
SQFT	3,350 sqft
POWER	[2] 200A 3Φ 120/208V AC [1] 100A 3Φ 120/208V AC [2] L21-30 services powering stage power, MON power, and FOH PA
AUDIO	<div>Front of House<ul style="list-style-type: none"><li>Flown PA: CO10 (80°) Cohesion Line Array - [3] per side</li><li>Ground stacked on carts: CP218-11+ Self-powered subwoofer - [1] per side</li></ul></div> <div>Monitors<ul style="list-style-type: none"><li>[8] CM-14 Cohesion wedges [1] CP-118 Cohesion Sub (Drum sub)</li></ul></div> <div>Consoles<ul style="list-style-type: none"><li>FOH: Yamaha DM7</li><li>Monitors: Yamaha DM7</li></ul></div>



# Studios 4A+4B Rigging

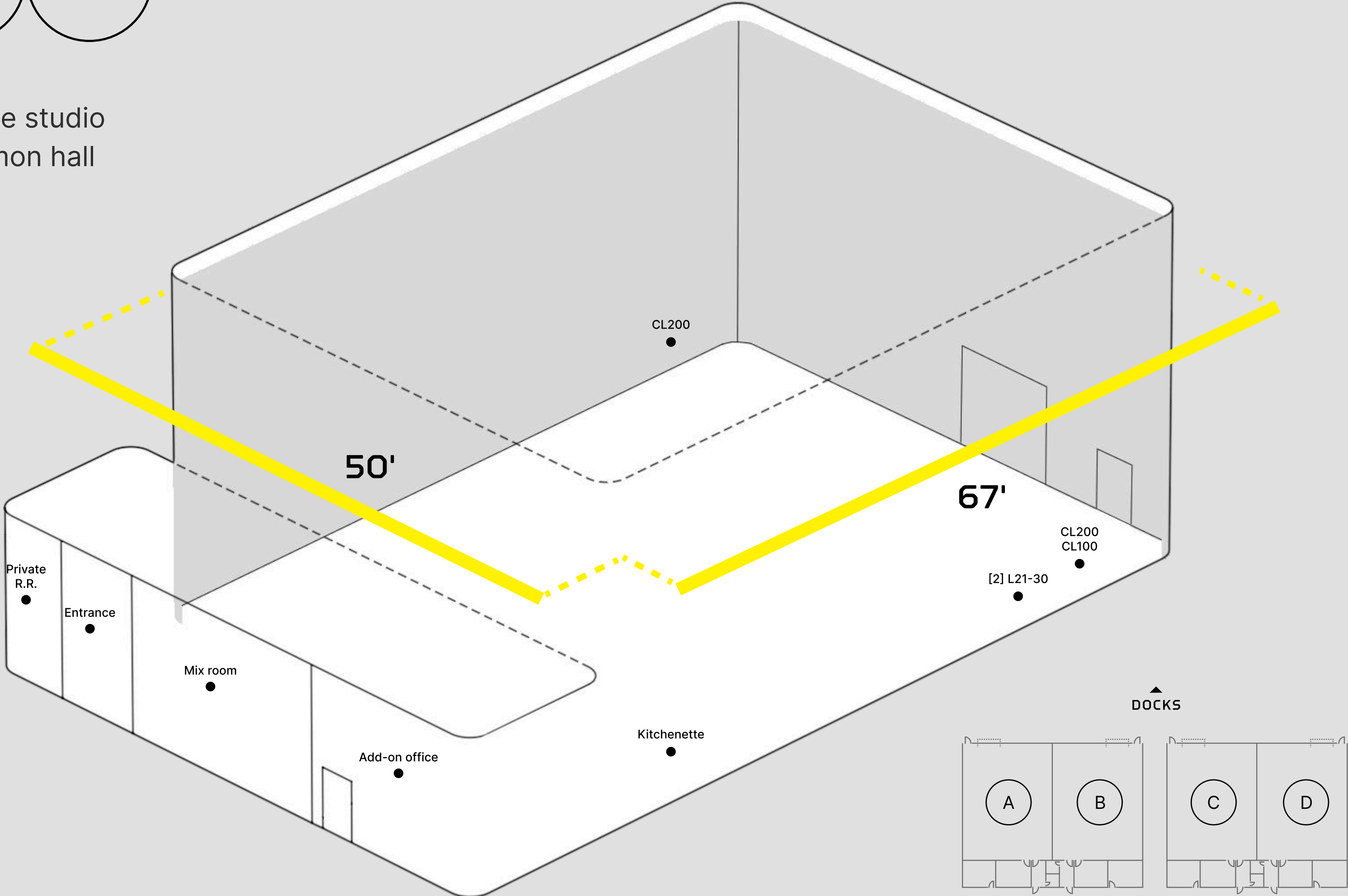
TO GRID	28'
TO CEILING	32'
TRUSS	20.5" Ground Support
MAX CAP	19.5 US Tons / 39,000 lbs



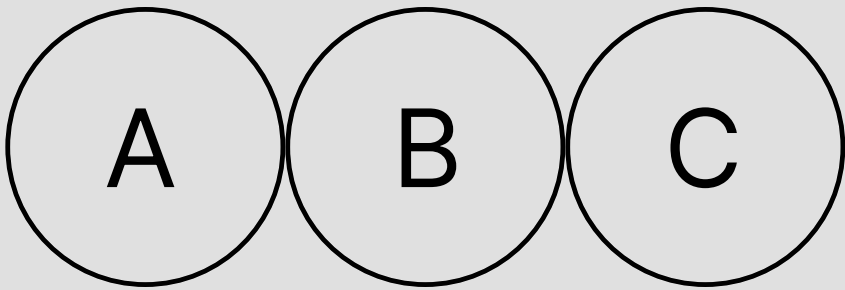
# Studios 4 C D

Soundcheck Studios 4, Rooms A, B, C, + D are individual, flexible studio spaces for band and crews to rehearse. Opens to shared, common hall with 14 docks, load in through a 10' x 10' soundproof door.

DIMS	67' × 50'
SQFT	3,350 sqft
POWER	[2] 200A 3Φ 120/208V AC [1] 100A 3Φ 120/208V AC [[2] L21-30 services powering stage power, MON power, and FOH PA
AUDIO	<div>Front of House<ul style="list-style-type: none"><li>Flown PA: CO10 (80°) Cohesion Line Array - [3] per side</li><li>Ground stacked on carts: CP218-11+ Self-powered subwoofer - [1] per side</li></ul></div> <div>Monitors<ul style="list-style-type: none"><li>[8] CM-14 Cohesion wedges [1] CP-118 Cohesion Sub (Drum sub)</li></ul></div> <div>Consoles<ul style="list-style-type: none"><li>FOH: Yamaha DM7</li><li>Monitors: Yamaha DM7</li></ul></div>

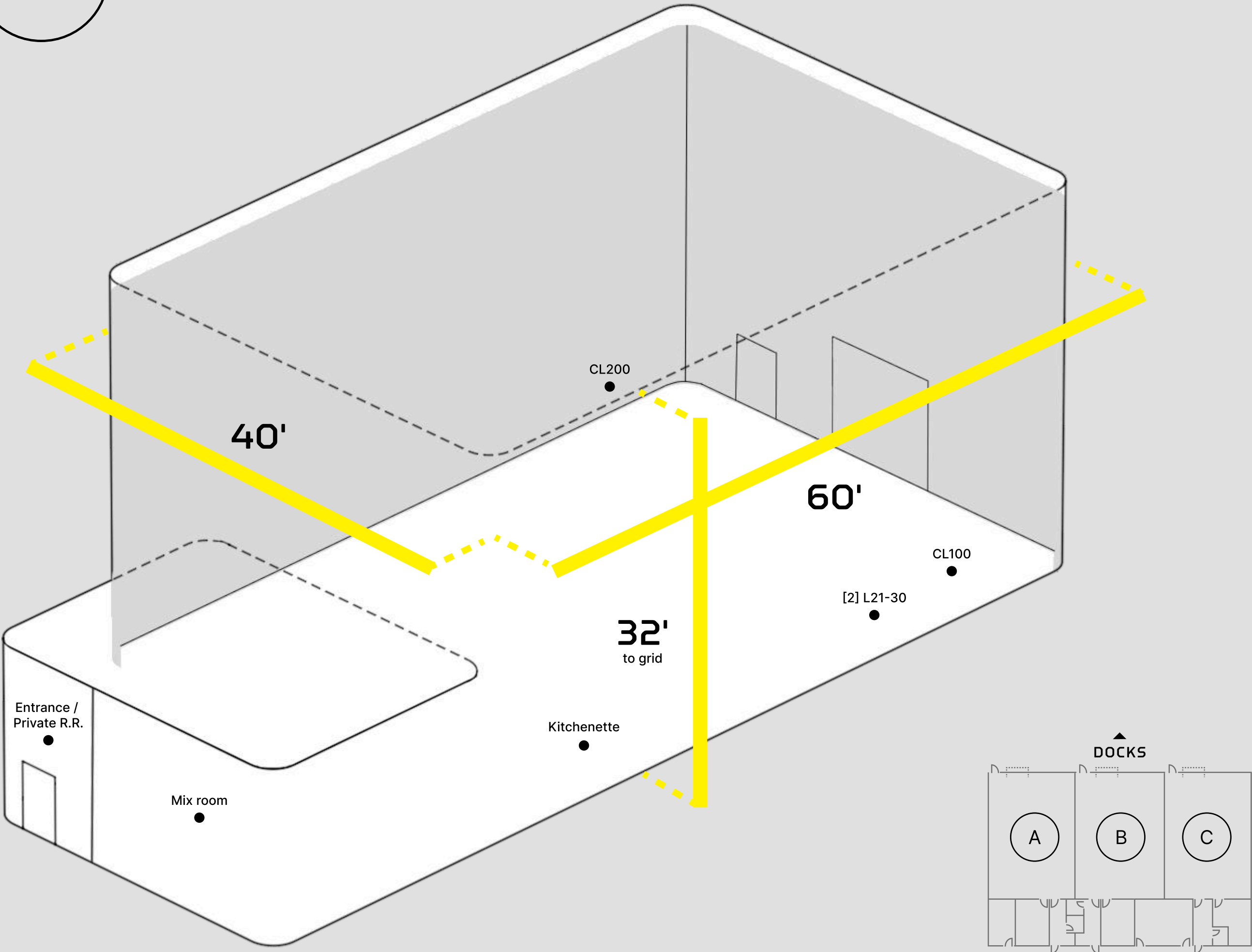


# Studios 5



Soundcheck Studios 5, Rooms A, B, + C are individual, flexible studio offering private rehearsal space for any event. Opens to shared, common hall with 14 docks, load in through a 10' x 10' soundproof door.

DIMS	60' × 40'
SQFT	2,400 sqft
POWER	[1] 200A 3Φ 120/208V AC [1] 100A 3Φ 120/208V AC [2] L21-30 services powering stage power, MON power, and FOH PA
AUDIO	<b>Front of House</b> <ul style="list-style-type: none"><li>• Flown PA</li><li>• CO10 (80°) Cohesion Line Array - [2] per side</li><li>• CP218-11+ Self-powered subwoofer - [1] per side</li></ul> <b>Monitors</b> <ul style="list-style-type: none"><li>• [8] CM-14 Cohesion wedges</li><li>• [1] CP-118 Cohesion Sub (Drum sub)</li></ul> <b>Consoles</b> <ul style="list-style-type: none"><li>• FOH: Yamaha DM7</li><li>• Monitors: Yamaha DM7</li></ul>



# Studios 6

A

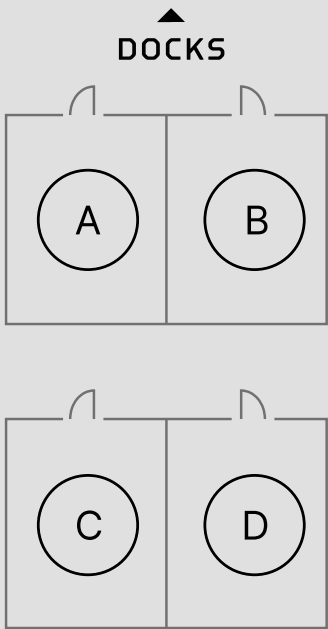
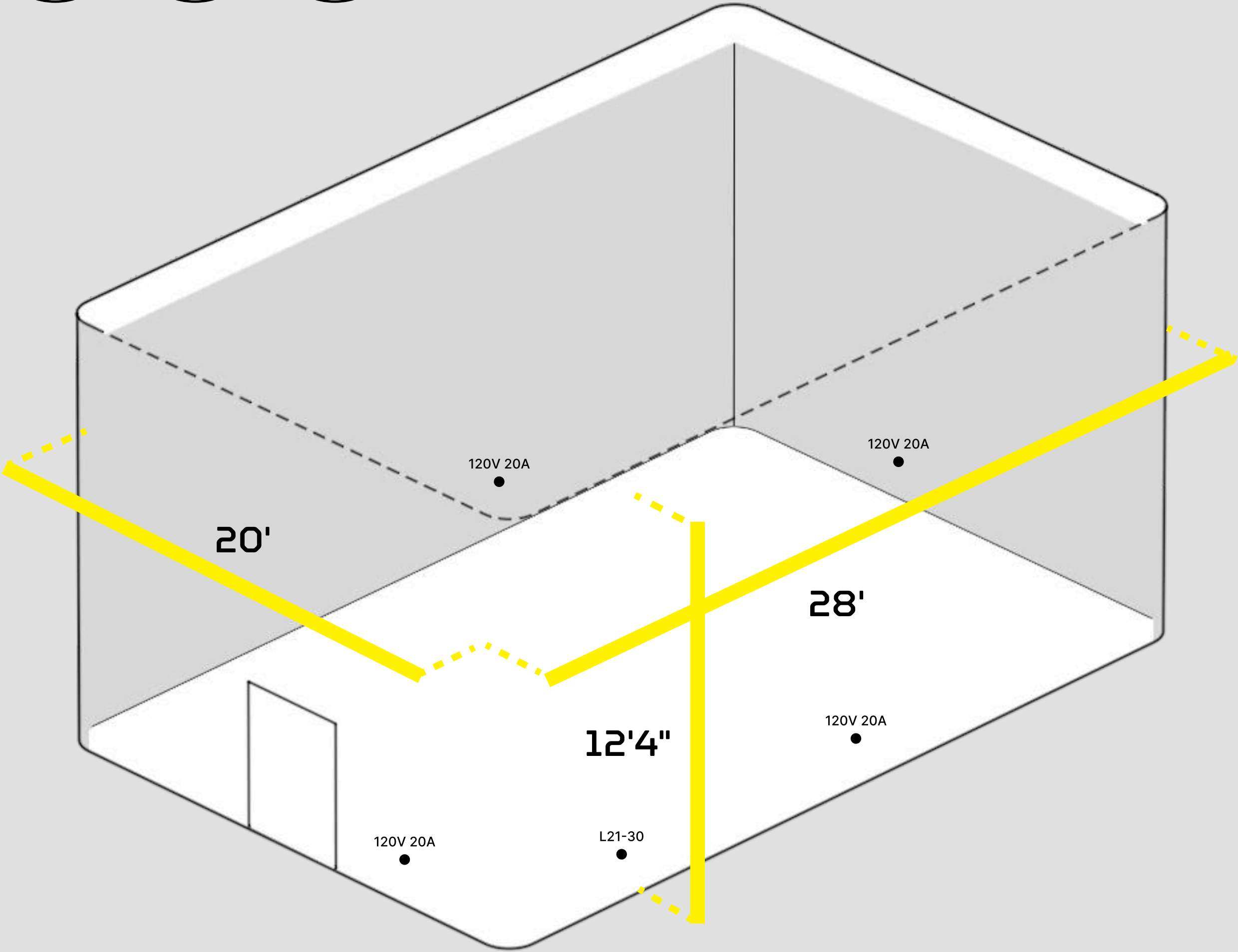
B

C

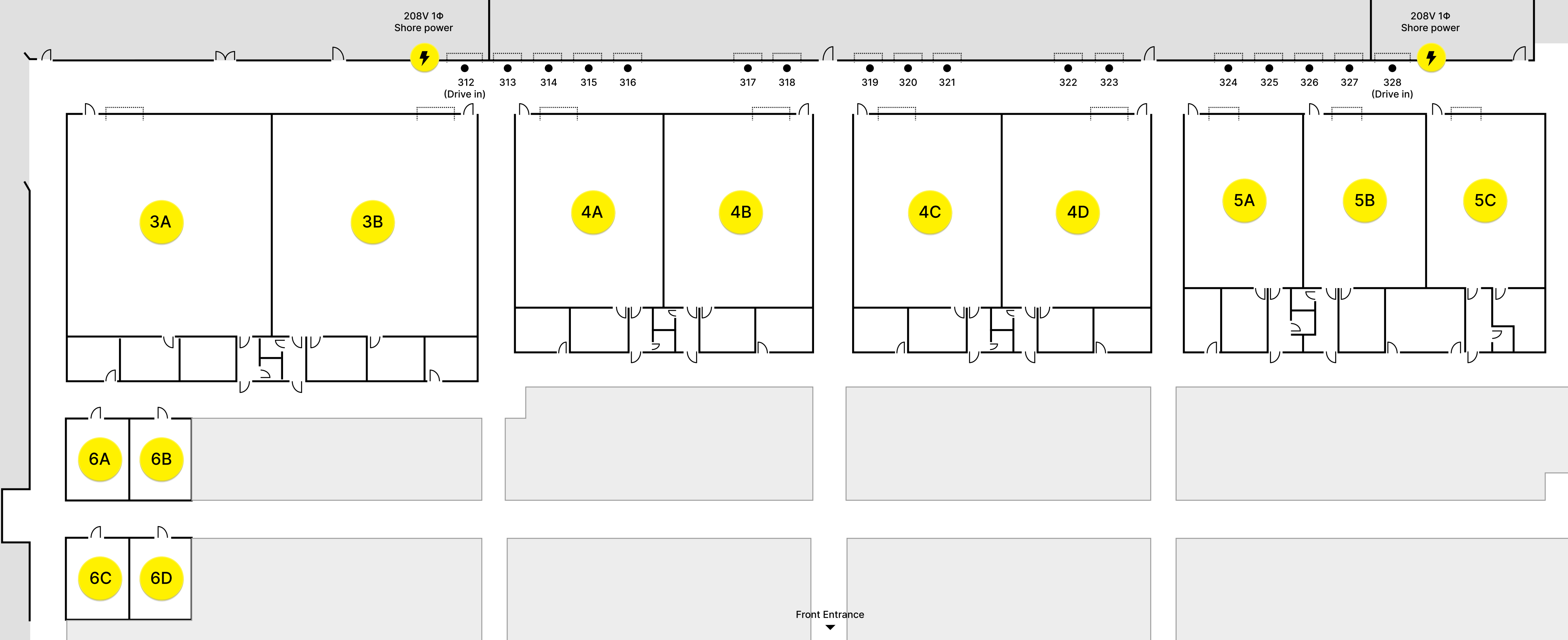
D

Soundcheck Studios 6, Rooms A, B, C, + D are individual, flexible studio offering private rehearsal space for any event.

DIMS	28' × 20'
SQFT	560 sqft
POWER	[4] 120V 20A Duplex [1] L21-30 services powering stage power and MON power
AUDIO	<div>Front of House<ul style="list-style-type: none"><li>N/A</li></ul></div> <div>Monitors<ul style="list-style-type: none"><li>[8] CM-14 Cohesion wedges</li><li>[1] CP-118 Cohesion Sub (Drum sub)</li></ul></div> <div>Consoles<ul style="list-style-type: none"><li>Monitors: Yamaha DM7</li></ul></div>



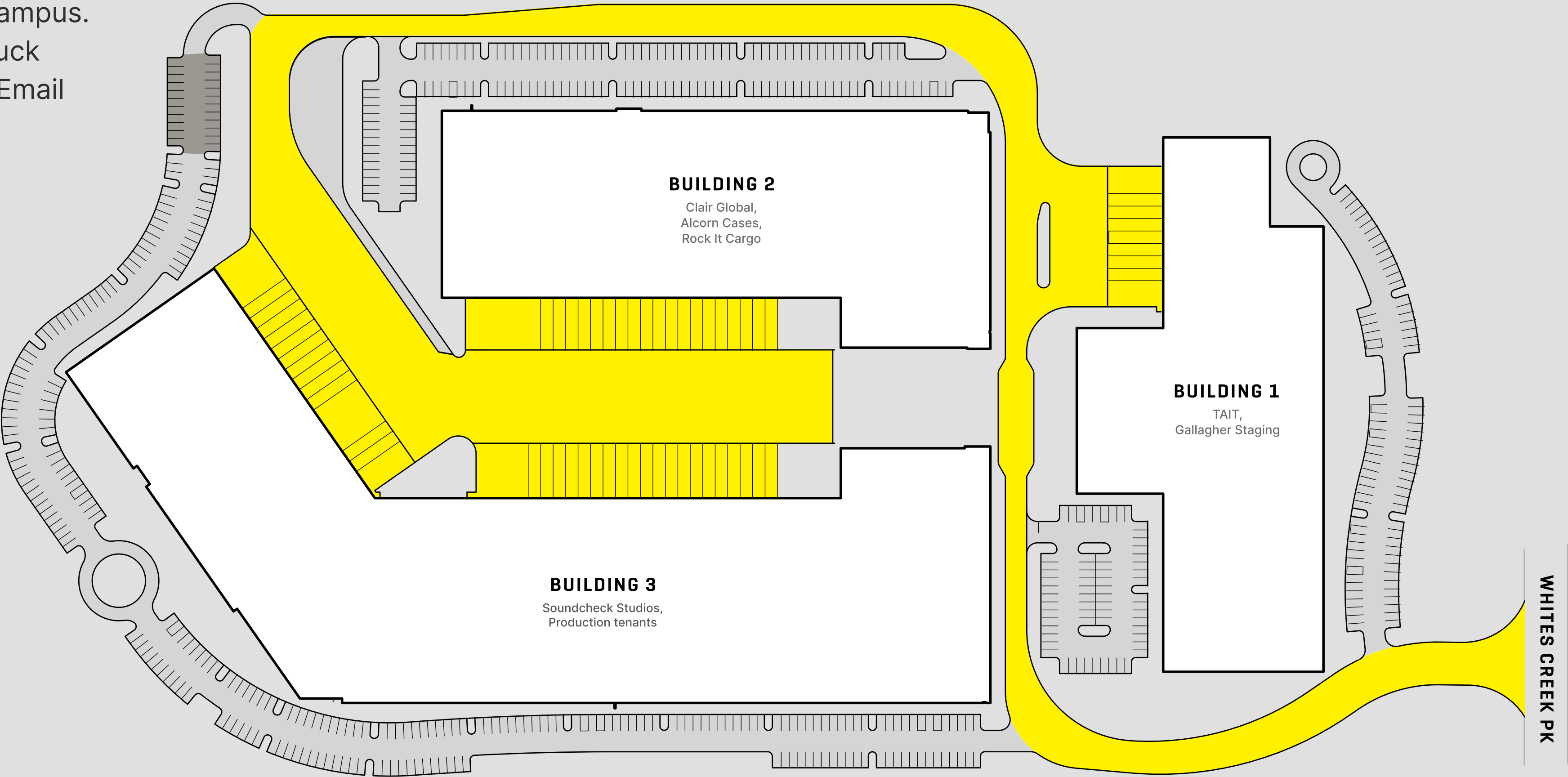
# Common Dock



# Parking Map

Please be mindful of traffic while on campus.  
All trucks, please follow designated truck  
traffic as marked. Parking questions? Email  
[Booking@Soundchecknashville.com](mailto:Booking@Soundchecknashville.com)

- Truck + bus traffic
- Local labor crew
- General parking



# Additional Campus Services



## → Storage

Keep your gear close between gigs. Rock Nashville offers secure, on-site storage lockers in all sizes.



## → Backline + Cartage

Soundcheck offers quality backline rentals on-site, ready to support rehearsals, tours, and live events.



## → Coworking

Work from the Rock Nashville campus with a variety of shared industry and co-working space.



## → Trainings + More

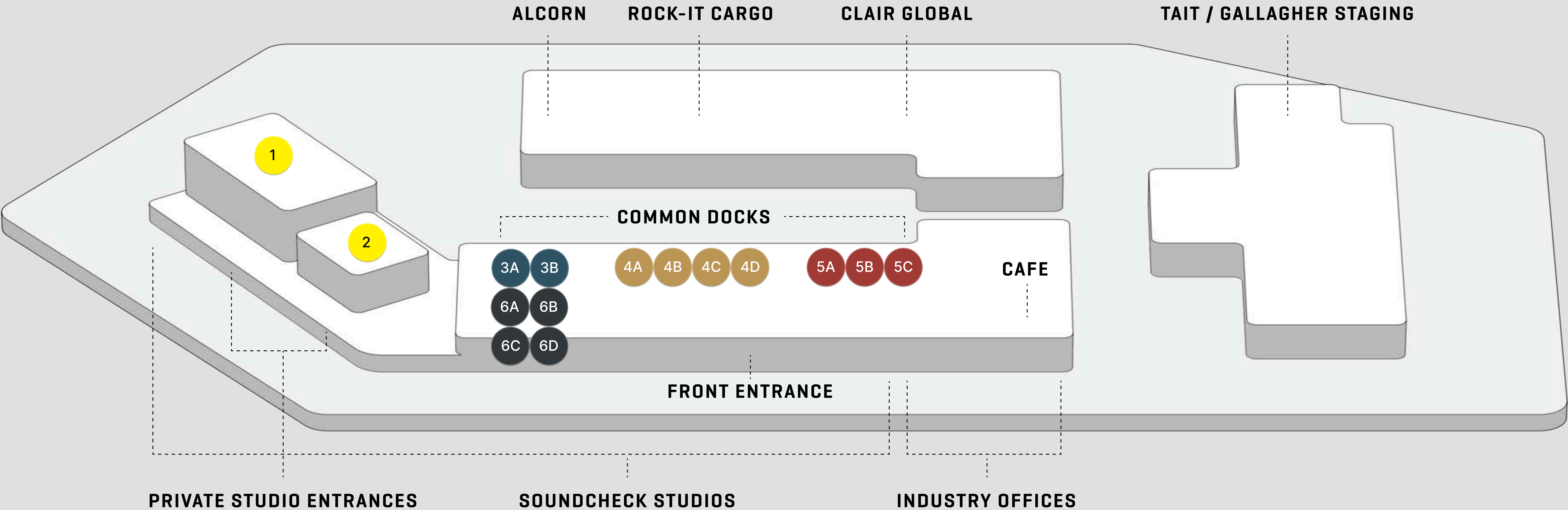
Coordinate on-campus trainings and experiences (CPR, gear demos, team building etc) through the Community.

# About Rock Nashville

Rock Nashville is a live entertainment campus offering purpose-designed rehearsal studios and industry-driving initiatives for a collaborative community of creative and technical live entertainment professionals.



# Rock Nashville Campus

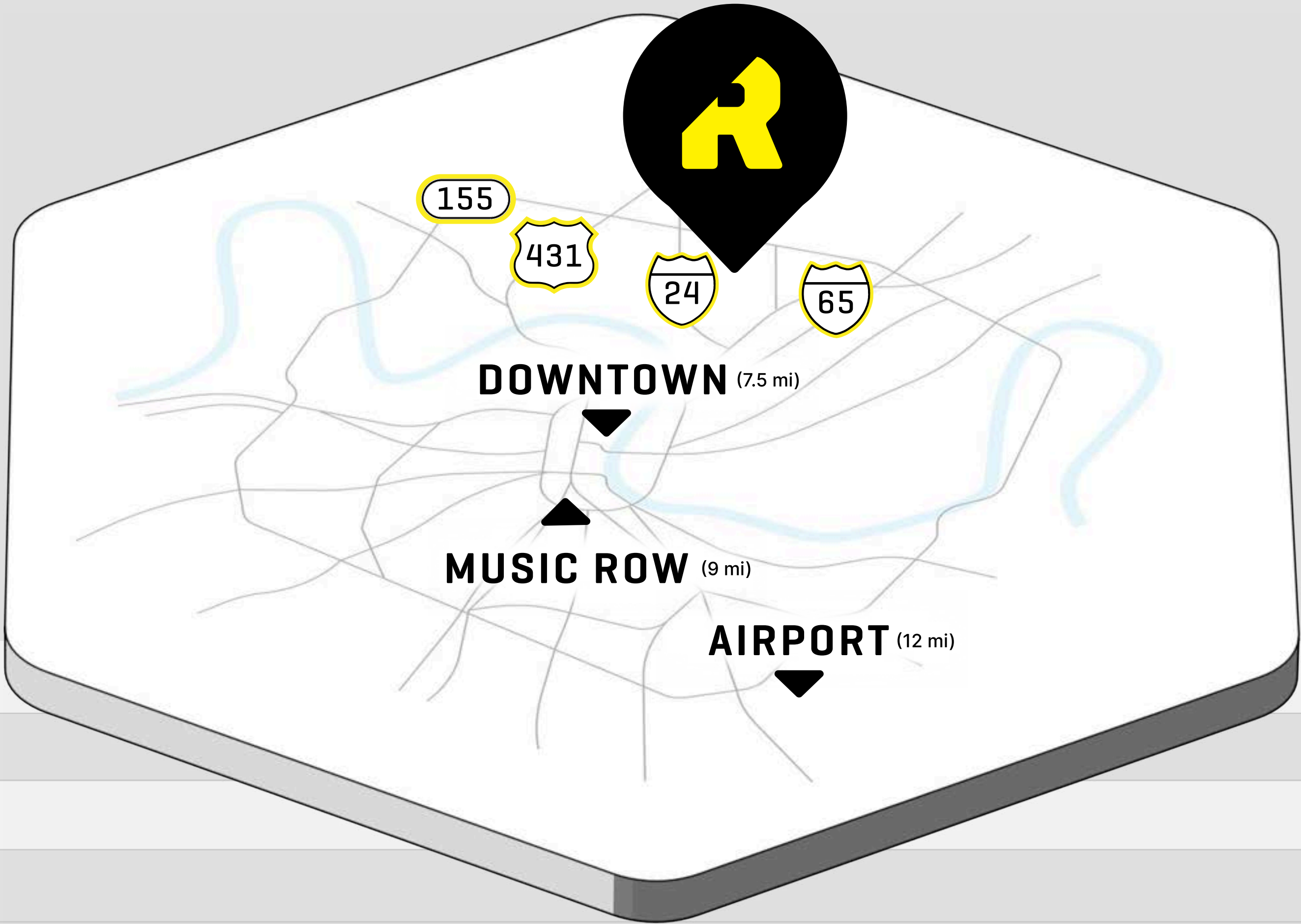


# Location

3200 Whites Creek Pike  
Nashville, TN 37207

The Rock Nashville campus is proud to join a vibrant music city in Nashville, TN. Located in the Whites Creek Pike neighborhood, just off the Briley Parkways, Rock Nashville is an easy drive from both the airport, and downtown.

LOCATION	DISTANCE	BY CAR
BNA Airport	12 miles	17 minutes
Music Row	9 miles	20 minutes
Nissan Stadium	6 miles	15 minutes
Old Soundcheck Building	4 miles	10 minutes



# Areas of Impact



## → Rock Nashville Community

A membership-based network of live entertainment professionals, connecting across networks and skillsets to support a strong, vibrant industry.



## → Workforce LIVE

A non-profit committed to recruiting and retaining the next generation of live event pros by providing financial resources for programs and students.



## → Nashville Trainings

Partnering with other industry leaders, we host a variety of crew-focused trainings and certifications. Watch for opportunities located at Rock Nashville.

# Rock Nashville Community

The Rock Nashville Community unites live entertainment professionals across skillsets to support a strong, vibrant industry. Members gain access to tailored training, unique development opportunities, and a passionate network focused on creating unforgettable live experiences. Ask our team about become a member.



Thank you  
for your interest in  
Soundcheck Studios  
at Rock Nashville

---

Version 1.3  
07.30.25

Updated by:  
Bom Bom

Info@RockNashville.com  
Booking@Soundchecknashville.com



**ROCK**  
**NASHVILLE**