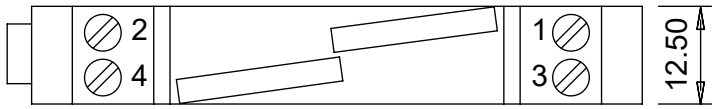

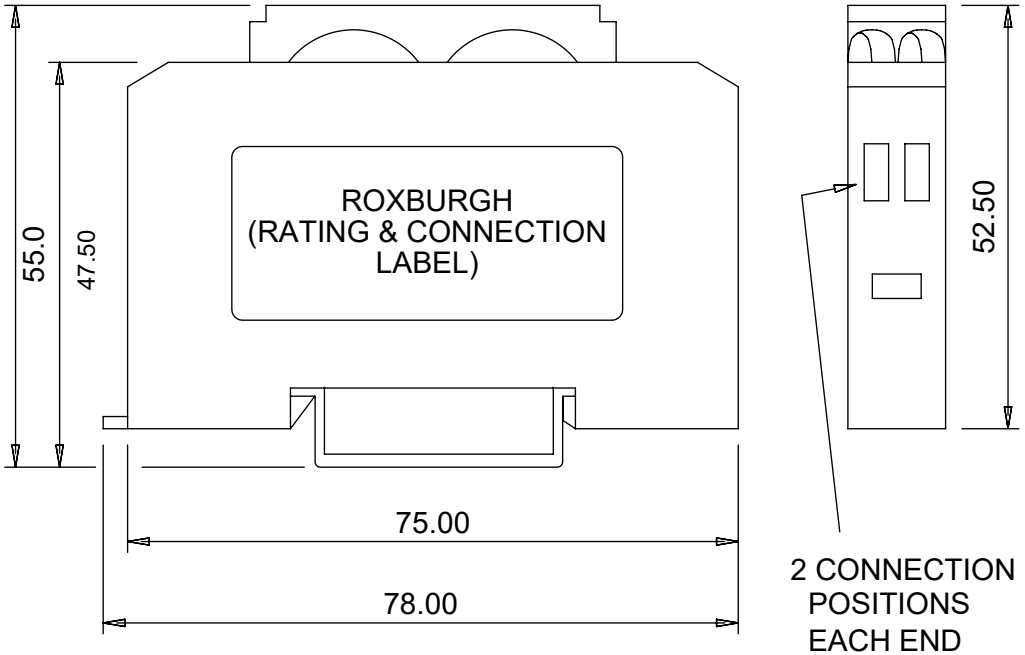

2 CONNECTION POSITIONS EACH END

PRODUCT RANGE (RATINGS @ 85°C)				
TYPE	CONTINUOUS		TRANSIENT	
	RMS VOLTAGE (VOLTS)	DC VOLTAGE (VOLTS)	ENERGY (10/1000µs) (JOULES)	PEAK CURRENT (8/20µs) (AMPS)
DVS24	30	38	8.8	1000
DVS48	60	81	20	4500
DVS110	150	200	80	6500
DVS240	275	350	151	8000

SPECIFICATION

LINE FREQUENCY	50/60 Hz
TEMPERATURE RANGE	-25C TO +85C
WIRE GUAGE	12 AWG
MOUNTING	EN 50 022 RAIL (TOP HAT)
SCREW TERMINALS	2.5sq.mm (12 AWG)

ELECTRICAL CONNECTION

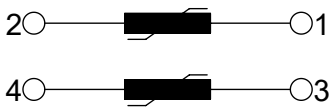

EXAMPLE

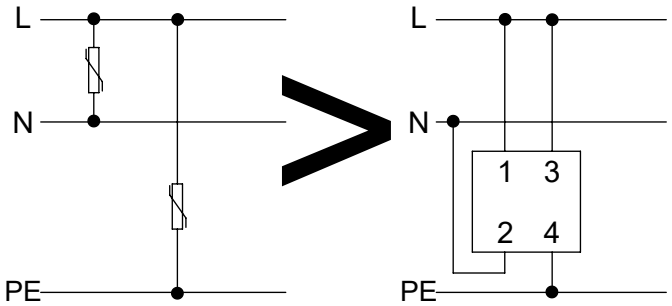

DELTRON Components
DELTRON Enclosures
ROXBURGH EMC
bes
DEM
Alpha3 manufacturing
+44(0)1724 273200
www.dem-uk.com

PROPRIETARY AND CONFIDENTIAL:

THE INFORMATION CONTAINED IN THIS DRAWING IS THE SOLE PROPERTY OF **ALPHA 3 MANUFACTURING**. ANY REPRODUCTION IN PART OR AS A WHOLE WITHOUT THE WRITTEN PERMISSION OF **ALPHA 3 MANUFACTURING** IS PROHIBITED.

DEM Manufacturing is a division of Alpha 3 Manufacturing LTD

DEM Manufacturing, Deltron Emcon House, Hargreaves Way, Sawcliffe Ind. Park, Scunthorpe, North Lincolnshire, DN15 8RF, UK

UNLESS OTHERWISE SPECIFIED DIMENSIONS ARE IN MILLIMETRES
LINEAR & RADIAL TOLERANCE:
NO DECIMAL PLACES ±0.5mm
1 DECIMAL PLACE ±0.25mm
2 DECIMAL PLACES ±0.125mm
ANGULAR TOLERANCE: ±1°

IF IN DOUBT ASK! DO NOT SCALE DRAWING!

FINISH -
MATERIAL -

THE FINISHED PRODUCT SHOULD BE CLEAN AND FREE FROM ALL LIQUIDS AND DEBRIS. SURFACES SHOULD BE OF UNIFORM APPEARANCE FREE FROM SHARP EDGES, BURRS AND CORROSION

AUTHOR	Simon Williams	TITLE	SPECIFICATION
EDITOR	SW	FILE	DVS
APPROVER	SW	PART	DVS
THIRD ANGLE PROJECTION	SHEET 1 OF 1	ISSUE/REV. 006	EDIT DATE 11/01/2024
	SCALE 1:1 A4	RELEASED	RELEASE DATE 11/01/2024