

INTRODUCTION TO SALAH

Salah In The Quran

﴿حَافِظُوا عَلَى الصَّلَوَاتِ وَالصَّلَاةِ الْوُسْطَىٰ وَقُومُوا لِلَّهِ قَانِتِينَ﴾^(٢٣٨)

*Maintain with care the [obligatory] prayers and [in particular] the middle prayer
and stand before Allah, devoutly obedient*

[Al-Baqara: 238]

Salah In Hadith

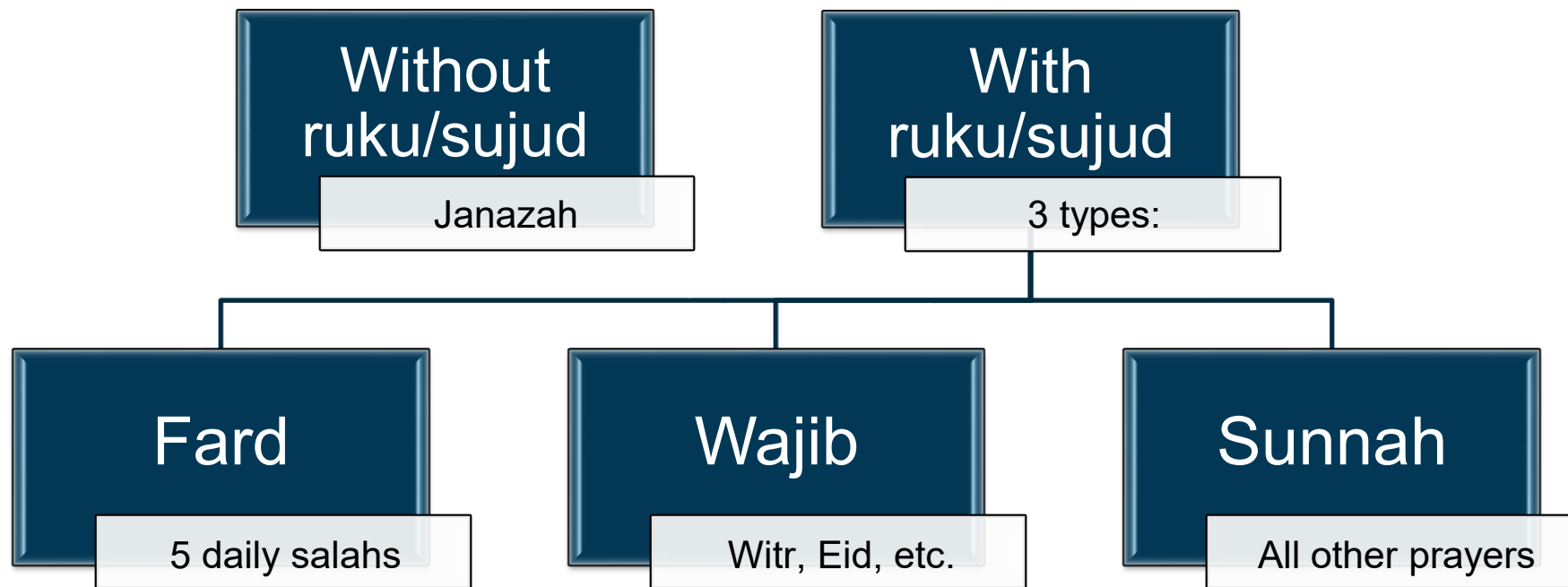
عَنْ أَبِي هُرَيْرَةَ أَنَّ رَسُولَ اللَّهِ صَلَّى اللَّهُ عَلَيْهِ وَسَلَّمَ قَالَ: أَرَأَيْتُمْ لَوْ أَنَّ نَهْرًا بِبَابِ أَحَدِكُمْ يَغْتَسِلُ مِنْهُ كُلَّ يَوْمٍ خَمْسَ مَرَّاتٍ هَلْ يَبْقَى مِنْ دَرَنِهِ شَيْءٌ. قَالُوا لَا يَبْقَى مِنْ دَرَنِهِ شَيْءٌ. قَالَ فَكَذَلِكَ مَثَلُ الصَّلَوَاتِ الْخَمْسِ يَمْحُو اللَّهُ بِهِنَّ الْخَطَايَا

Abu Hurairah RA reported: Allah's Messenger ﷺ said: "Do you think that if there was a river by the gate of one of you, and he bathed in it five times each day that there would remain any filth on him?" They said: "No filth would stay on him." He said: "That is the parable of the five prayers, Allah wipes out the sins with them." (Sahih Muslim)

Defintions of Salah

- Literal definition: Prayer
- Legal definition: a specific set of actions beginning with Takbir and ending with Taslim that is obligatory upon every mukallaf (legally responsible) person.
 - What makes a person mukallaf?
 - Being Muslim
 - Reaching puberty
 - Being sane

Kinds Of Salah



Times of Salahs

﴿فَإِذَا قَضَيْتُمُ الصَّلَاةَ فَادْكُرُوا اللَّهَ قِيَمًا وَقُعُودًا وَعَلَىٰ جُنُوبِكُمْ فَإِذَا أُطْمَأَنَّتُمْ
فَأَقِيمُوا الصَّلَاةَ إِنَّ الصَّلَاةَ كَانَتْ عَلَى الْمُؤْمِنِينَ كِتَابًا مَّوْقُوتًا﴾ (١٠٣)

And when you have completed the prayer, remember Allah standing, sitting, or [lying] on your sides. But when you become secure, re-establish [regular] prayer. Indeed, prayer has been decreed upon the believers a decree of specified times

[An-Nisaa: 103]

Times of Salah

Salah	Start Time	End Time
Fajr	At true dawn	Just before sunrise
Zuhr	When the sun passes its Zenith	Ahnaf: When an object's shadow = twice its size + the object's shadow at the time of zawal Majority: When an object's shadow = size of the object + the object's shadow at the time of zawal
Asr	When Zuhr ends	At sunset
Maghrib	After sunset, when the entire sun has gone below the horizon	When the red twilight disappears
Isha	When maghrib ends	At true dawn
Witr	After praying Isha	At true dawn

True v. False Dawn

- False dawn occurs when a vertical light appears in the sky at night and then disappears.
- True dawn occurs when a horizontal light appears in the sky and continues until sunrise

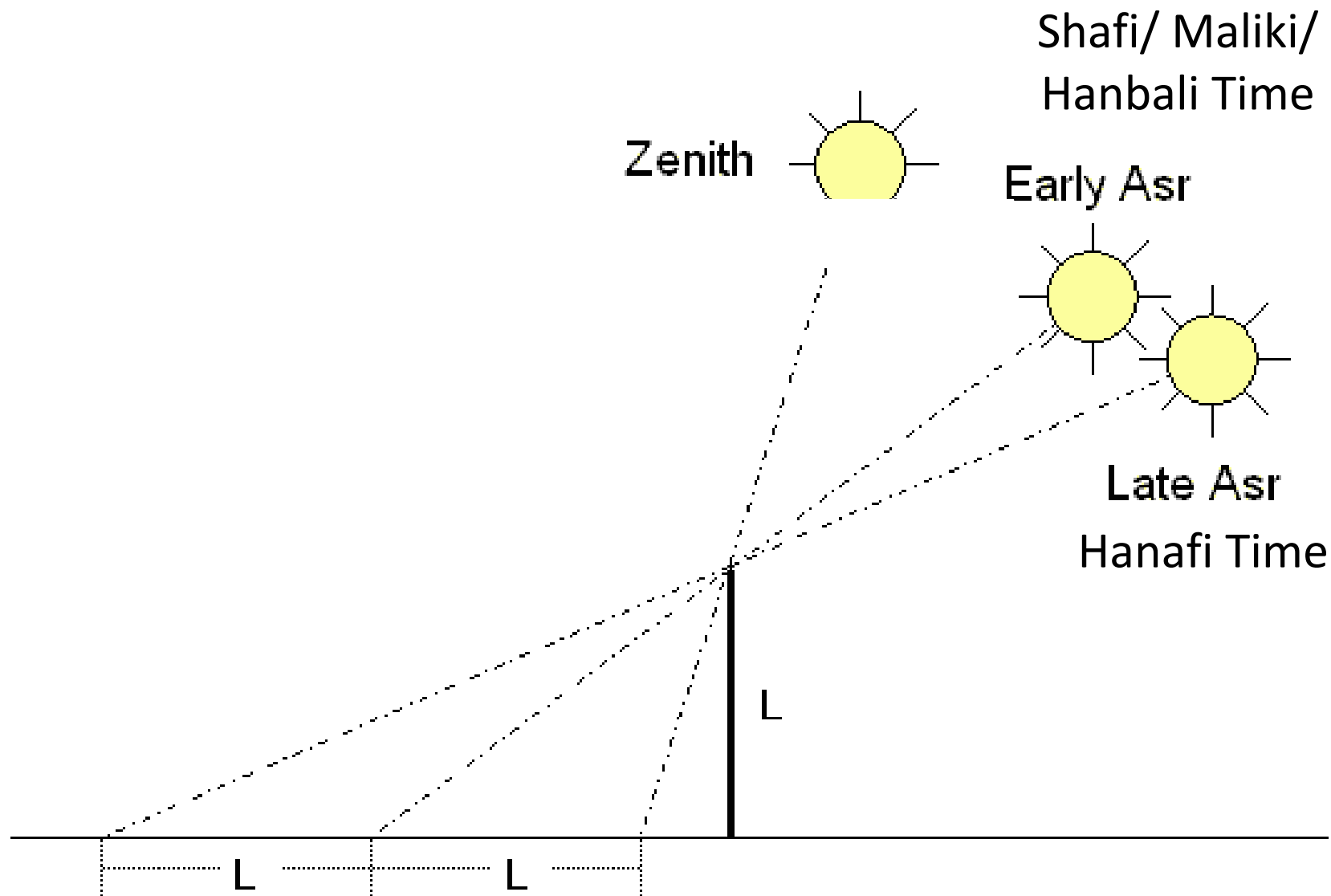


True Dawn



False Dawn

End of Zuhr/ Beginning of Asr



Mustahabb Times to Pray

Salah	Mustahabb Time to Pray
Fajr	When it is brighter outside (إسفار)
Zuhr	Delay it in the summer and pray it early in the winter
Asr	Delay it until an hour before sunset
Maghrib	As early as you can
Isha	Delay it until 1/3 rd of the night has passed (delaying it until after ½ of the night passed is makruh)
Witr	Delay it until the time of Tahajjud if you are confident that you will wake up for it

Impermissible Times

- During these times, no prayer, sajdah tilawah, or janazah should be performed.
- The prayer will technically be valid, but it is very disliked.
- Praying nafl prayer during these times is makruh taḥrīmī
- These times are:
 - Sunrise – from when it starts to rise until it has fully risen
 - Zawal – from just before the sun is at its zenith until it reaches its zenith
 - Sunset – from when it starts to set until it has fully set
 - Only exception is if Asr hasn't been prayed yet

Disliked Times

- During these times, it is disliked to make any nafl prayer:
 - After praying Fajr
 - After praying Asr and before the sun pales
 - When the Imam comes out to give the Khutbah on Friday until he completes the Fard
 - At the time of Iqamah
 - Only exception is praying the sunnah of Fajr. One can pray the sunnah of Fajr after Iqamah has been given if they know they will be able to catch the second rak'ah with the Imam
 - Before Eid prayer, in ones home or in the Musalla
 - After Eid prayer, only in the Musalla
 - When food has been served
 - When you need to use the bathroom
 - When anything is presented that will occupy your mind and decrease your khushū'

ADHAN AND PREREQUISITES OF SALAH

Meanings and Hukm of Adhan

- Literal meaning: to inform someone of something
- Technical meaning: the call to prayer
- It is a sunnah mu'akkadah for men to call the adhan and iqamah before praying a fard prayer, even if one is making up a missed prayer
- Adhan is only called for the 5 salahs and jumu'ah
- Adhan is only valid in Arabic
- If a person misses multiple prayers and is making them up, then he should say adhan and iqamah for the first prayer. For the rest of the prayers, he can either say adhan and iqamah, or just the iqamah

Adhan

Allah is greater (4x)

I testify that there is no God but Allah (2x)

I testify that Muhammad is the

Messenger of Allah (2x)

Come to prayer (2x)

Come to success (2x)

{Prayer is better than sleep (2x)}

Allah is greater (2x)

There is no God but Allah (1x)

اللَّهُ أَكْبَرُ اللَّهُ أَكْبَرُ اللَّهُ أَكْبَرُ اللَّهُ أَكْبَرُ
أَشْهَدُ أَنْ لَا إِلَهَ إِلَّا اللَّهُ أَشْهَدُ أَنْ لَا إِلَهَ إِلَّا اللَّهُ
أَشْهَدُ أَنَّ مُحَمَّدًا رَسُولُ اللَّهِ أَشْهَدُ أَنَّ مُحَمَّدًا رَسُولُ اللَّهِ
حَيَّ عَلَى الصَّلَاةِ حَيَّ عَلَى الصَّلَاةِ
حَيَّ عَلَى الْفَلَاحِ حَيَّ عَلَى الْفَلَاحِ
{الصَّلَاةُ خَيْرٌ مِنَ النَّوْمِ الصَّلَاةُ خَيْرٌ مِنَ النَّوْمِ}
اللَّهُ أَكْبَرُ اللَّهُ أَكْبَرُ
لَا إِلَهَ إِلَّا اللَّهُ

الصَّلَاةُ خَيْرٌ مِنَ النَّوْمِ is added only for the Adhan in Fajr prayer *

Mustahabb Acts of Adhan

- Making wudu
- That the muadhin is someone who is righteous and knowledgeable of the sunnah and timings of salah
- Facing the qiblah
- Placing index fingers in the ears
- When saying *حَيَّ عَلَى الصَّلَاةِ*, turning the head to the right.
- When saying *حَيَّ عَلَى الْفَلَاحِ*, turning the head to the left.
 - Be sure not to turn your chest away from the qiblah when turning your head.
- Giving enough time between the adhan and iqamah for people to get ready for prayer
- Shortening the time between adhan and iqamah for Maghrib prayer
- For those listening to the adhan to stop what they are doing, listen, and repeat after the muadhin
- For the muadhin and listeners to say the dua after the adhan

Repeating after the Adhan

عَنْ عَبْدِ اللَّهِ بْنِ عَمْرٍو أَنَّ رَجُلًا قَالَ يَا رَسُولَ اللَّهِ إِنَّ الْمُؤَذِّنِينَ يَفْضُلُونَنَا فَقَالَ رَسُولُ اللَّهِ صَلَّى اللَّهُ عَلَيْهِ وَسَلَّمَ قُلْ كَمَا يَقُولُونَ فَإِذَا انْتَهَيْتَ فَسَلْ تُعْطَهُ

Abdullah ibn Amr reported: A man said, "O Messenger of Allah, the callers to prayer have been favored over us." The Messenger of Allah, peace and blessings be upon him, said, "Say as they have said. When you have finished, ask Allah and you will receive."
[Sunan Abi Dawud]

- Those listening to the Adhan should quietly repeat each statement after the muadhin.
- When the muadhin says *حَيَّ عَلَى الْفَلَاحِ* and *حَيَّ عَلَى الصَّلَاةِ*, one should say the statement: *لَا حَوْلَ وَلَا قُوَّةَ إِلَّا بِاللَّهِ* (There is no power or strength except with Allah)
- During Fajr, when the muadhin says *الصَّلَاةُ خَيْرٌ مِنَ النَّوْمِ*, one should say the statement: *صَدَقْتَ وَبَرَزْتَ* (You said the truth and you are purified)

Disliked Acts of Adhan

- Singing the adhan
- Giving adhan or iqamah without being in the state of wudu
- Giving adhan while being in the state of janabah
- A child, insane or drunk person, woman, or woman giving the adhan
- A person who sits giving the adhan
- Speaking in the middle of giving the adhan or iqamah
 - If the muadhin speaks during the adhan, then it is preferred for him to repeat it
 - If the muadhin speaking during the iqamah, he should not repeat it

Iqamah

- Iqamah is similar to Adhan, except **قَدْ قَامَتِ الصَّلَاةُ** is added twice after the second **حَيَّ عَلَى الْفَلَاحِ**
- You do not place your fingers in your ears
- You do not turn your head to the right/left
- Adhan is to be said slowly with a break in between statements while Iqamah is to be said at a fast pace.
- It is best for the muadhin and the muqem to be the same person.
 - If the muqem is someone different, then he must seek permission from the muadhin to give iqamah.

Conditions for Validity of Salah

1. Purity
2. Covering the Body
3. Facing the Ka'bah
4. The time of salah
5. Intention

Conditions for Validity of Salah

1. Purity

- Purity from both minor and major spiritual impurity
- Purity of the body
- Purity of the garments
- Purity of the place of prayer
 - The place where your feet, hands, knees, and forehead will be must be pure
- If you cannot find anything to remove the najasah, then you should still pray and you do not repeat the prayer
- Praying in clothes that have najasah on them is better than praying without clothing on

Conditions for Validity of Salah

2. Covering the body

- If a quarter or more of the mandatory parts to be covered is uncovered *before* starting the Salah, the Salah will not be valid
- If 1/4th of any limb that needs to be covered gets uncovered *during* Salah for as long as a complete rukn, then the Salah will become invalid.
- Awrah for men: from the belly button up to and including the knees.
- Awrah for women: everything except for the hands, face, and feet.
 - Shafi' opinion: feet are included in the awrah
- If you are unable to cover your awrah with anything, you should still pray and you will not repeat the prayer
 - You will pray sitting down with your feet out towards the qiblah, doing ruku and sujud with gestures

Conditions for Validity of Salah

3. Facing the Ka'bah

- Someone outside of Makkah is required to face Makkah. Someone who is outside of the haram is required to face the haram. Someone who is in the haram is required to face the Ka'bah exactly.
- If a person is unable to face the qiblah due to a disease or fear from an enemy, it is permissible for him to face whichever direction he is capable of.
- If a person does not know which direction the qiblah is, they are required to make a calculated guess.
 - Even if that guess ends up being incorrect, the salah will still be valid.
 - If you realize that you are facing the wrong way during prayer, you should turn the right way and continue the prayer

Conditions for Validity of Salah

4. Time of Salah
 - Salah will not be valid before its start time
5. Intention
 - Intention does not have to be verbal
 - You must make your intention before you begin the prayer
 - If the prayer is a farḍ or wājib, then you need to specify your intention (ex: intending to pray Zuhr or Witr)
 - If the prayer is a nafl (sunnah, tahajjud, etc.), then you do not need to specify it. Intending just for a Salah is enough.
 - If you are praying in congregation, include in your intention to follow the Imam in the Salah.

FARD ASPECTS OF SALAH

Arkan of Salah

The following are the arkan (pillars) of the prayer. They are all obligatory. Without them, the prayer would be invalid.

1. Opening Takbir
2. Standing
3. Recitation of Quran
4. Bowing
5. Prostration
6. The last sitting for the duration of reciting the tashahud

Arkan of Salah

Opening Takbir

- This refers to opening the prayer with the mention of Allah (like Allahu Akbar, Subhan Allah, etc.)
- Between saying the intention and the takbir, one should not do anything that is not compatible with the prayer, like eat or drink
- One should say Allahu Akbar in a way that they can hear themselves
- Men should raise their hands up to their earlobes and women should raise their hands up to their shoulders.
- The palms should be facing the qiblah
- The follower should say the opening takbir with the imam

Arkan of Salah

Standing (قيام)

- Standing is obligatory in farḍ and wājib Salahs and not in nafl Salahs.
- Nafl Salah is valid without standing even if the person is capable of standing
- If you are unable to, then you should pray sitting. If you cannot pray sitting, then you should pray laying down. If you cannot pray laying down, then you should pray using gestures.

Arkan of Salah

Recitation of Quran (قِرَاءَة)

- The necessary amount: 1 long ayah or 3 small ayat
- Reciting Quran is fard in the first two rak'āt of any fard prayer
- Reciting Quran is fard in **every rak'ah** of Wajib and Nafl prayers
- In a congregation, the follower should not recite anything and they should remain silent. It is disliked for the follower to recite.

Bowing (رُكُوع)

- The bear minimum is to lower the head by bending forward
- The complete ruku' is to bend the back until the head is in line with the rear

Arkan of Salah

Prostration (سُجُود)

- The prayer will not be valid without the two sajdahs in every rak'ah
- The bear minimum is to place part of the forehead, one of the hands, one of the knees, and part of the foot on the ground
- The complete sujūd is to place both feet, both knees, both hands, the nose and the forehead upon the ground
- Sujūd must be done in a way that the forehead is firm upon the ground so if you tried to lower your head any further, you would not be able to
- Both the nose and forehead must be on the ground unless a person has an excuse
- Doing sujūd on your hand or clothes is permissible, but disliked
- The area where you put your forehead cannot be higher than the area where your feet are

The last sitting for length of reciting the tashahhud

- What is obligatory is just the sitting, not the actual recitation of the tashahhud

Wājib v. Fard

- The difference between Farḍ and Wājib
 - If a Farḍ element is left out of the prayer, then the prayer is invalid and it will have to be repeated.
 - If a Wājib element is left out of the prayer, then the prayer will become valid if the prostration of forgetfulness is performed (سَجْدَةُ السَّهْوِ)
 - If a Wājib element is left out during a prayer, then performing the prostration of forgetfulness becomes Wājib in that prayer.
 - If a Wājib element is left out **intentionally**, then the prayer will become invalid and must be repeated
 - If a Sunnah element is left out of the prayer, the prayer is still valid and there is no prostration of forgetfulness necessary.

Wājib Acts of Salah

1. Opening the prayer by specifically saying “Allahu Akbar”
2. Reciting Surah Fatiha in the first two rak‘at of a fard prayer and in every rak‘ah of nafl/Wajib prayers
3. Reciting an additional surah in the first two rak‘at of a fard prayer and in every rak‘ah of a nafl/wājib prayer
4. Reciting Surah Fatiha first before another surah
5. Remaining still for each rukn before moving to the next position (تَعْدِيلُ الْأَرْكَانِ)
6. The first sitting for the length of the recitation of the tashahhud
7. Reciting the tashahhud in the first and second sittings
8. Standing up right away for the 3rd rak‘ah after the tashhahud
9. Leaving the prayer by saying the salam twice

Wājib Acts of Salah

10. Dua Qunut in the 3rd rak'ah of Witr after reciting Surah Fatiha and another surah
11. Extra Takbirs in Eid Salah
12. In the 2nd rak'ah of Eid prayer, saying the takbir to go into ruku'
13. Audible recitation in the first two rak'at of Fajr, Maghrib, and Isha, jumu'ah, and both Eid prayers.
 - If you are praying alone, then you can choose to recite out loud or quietly during these prayers. But, it is better to recite out loud
14. Inaudible recitation in Zuhr, Asr, nafl prayers during the day, the final rak'ah of Maghrib, and the last two rak'at of Isha
 - If you are praying alone, then you should still recite inaudibly during these prayers
 - If you forgot to recite an additional surah in the first 2 rak'at of Isha, then you should recite them in the last 2 rak'at out loud and do Sajda Sahw

The Tashahhud

التَّحِيَّاتُ لِلَّهِ وَالصَّلَوَاتُ وَالطَّيِّبَاتُ السَّلَامُ عَلَيْكَ أَيُّهَا النَّبِيُّ وَرَحْمَةُ
اللَّهِ وَبَرَكَاتُهُ السَّلَامُ عَلَيْنَا وَعَلَى عِبَادِ اللَّهِ الصَّالِحِينَ أَشْهَدُ أَنْ لَا إِلَهَ
إِلَّا اللَّهُ وَأَشْهَدُ أَنَّ مُحَمَّدًا عَبْدُهُ وَرَسُولُهُ

(All the compliments are for Allah and all the prayers and all the good things (are for Allah). Peace be on you, O Prophet, and Allah's mercy and blessings (are on you). And peace be on us and on the good (pious) worshipers of Allah. I testify that none has the right to be worshipped but Allah and that Muhammad is His slave and Apostle.)

SUNNAH ACTS OF SALAH

Sunan of Salah

Related to standing (قيام):

- Standing straight without bowing your head
- Keeping a gap of 4 fingers between the feet
- Raising the hands in line with the ears before saying Allahu Akbar
 - Women should raise their hands to the shoulders
- Making sure the hands and fingers are facing the qiblah when raising the hands
- Keeping the right hand over the left hand below the navel.
 - Women should place their palms over their chest
- Creating a ring with the pinky and thumb around the left wrist
 - Women should just place the right hand over the left hand without creating a ring
- Reciting the following Dua after tying hands

سُبْحَانَكَ اللَّهُمَّ وَبِحَمْدِكَ وَتَبَارَكَ اسْمُكَ وَتَعَالَى جَدُّكَ وَلَا إِلَهَ غَيْرُكَ

*Glory is to You O Allah, and praise. Blessed is Your Name and Exalted is Your Majesty.
There is none worthy of worship but You*

Sunan of Salah

Related to recitation (قراءة):

- Saying **أَعُوذُ بِاللَّهِ مِنَ الشَّيْطَانِ الرَّجِيمِ** before reciting Surah Fatiha
- Saying **بِسْمِ اللَّهِ الرَّحْمَنِ الرَّحِيمِ** quietly before Surah Fatiha in every rakah
- Reading Surah Fatiha in the 3rd and 4th raka'at of Zuhr, Asr, and Isha and in the 3rd rak'ah of Maghrib
- Saying "Ameen" quietly after Surah Fatiha
- Reciting from the longer surahs in Fajr and Zuhr (from Surah Hujurat to Surah Buruj)
- Reciting from the medium length surahs in Asr and Isha (from Surah Buruj to Surah Bayyinah)
- Reciting from the shorter surahs in Maghrib (from Surah Bayyinah to Surah Nās)
- Making the first rak'ah longer than the second rak'ah in Fajr

Sunan of Salah

Related to bowing (ركوع):

- Saying Allahu Akbar before going into ruku'
- Putting the hands on the knees and spreading the fingers out
- Flattening the back, making the head parallel to the rear, and planting the legs firmly on the ground
- Saying سُبْحَانَ رَبِّيَ الْعَظِيمِ at least 3 times in ruku'
- The Imam saying سَمِعَ اللَّهُ لِمَنْ حَمِدَهُ out loud when raising his head and the followers saying رَبَّنَا وَلَكَ الْحَمْدُ quietly
 - If you are praying alone, you should say both
- Pausing after coming up from ruku'

Sunan of Salah

Related to prostration (سجود):

- Saying Allahu Akbar to go into Sujud
- Placing the knees, then hands, then face on the ground when going into Sujud
- Lifting the face, then hands, then knees when coming up from Sujud
- Keeping the face between the palms during sujud
- For men, keeping a gap between the stomach and the thighs, keeping the elbows away from the sides, and keeping a gap between the hands and the floor
- Keeping the fingers close together during sujud
- Facing the toes towards the Qiblah during sujud
- Saying *سُبْحَانَ رَبِّيَ الْأَعْلَى* quietly at least three times during sujud
- Saying Allahu Akbar to come up from sujud
- Putting the hands on the thighs when sitting between the two sajdahs
- Standing up from sujud without sitting or leaning on something for support, unless there is an excuse

Sunan of Salah

Related to the Sitting Posture:

- Putting the hands on the thighs
- Spreading down the left foot and keeping the right foot up with the toes facing the qiblah (iftirāsh position)
- Pointing the right index finger during Tashahhud. The finger is to be raised when saying لا إِلَهَ إِلَّا اللَّهُ and lowered when saying
- Saying the Salah Ibrahimyyah after Tashahhud in the last sitting
- Making dua from the Quran or Sunnah before the tasleem

اللَّهُمَّ إِنِّي ظَلَمْتُ نَفْسِي ظُلْمًا كَثِيرًا وَلَا يَغْفِرُ الذُّنُوبَ إِلَّا أَنْتَ فَاعْفِرْ لِي مَغْفِرَةً مِنْ عِنْدِكَ
وَارْحَمْنِي إِنَّكَ أَنْتَ الْغَفُورُ الرَّحِيمُ

O Allah, I have wronged my soul terribly and no one forgives sins but You. So, forgive me with forgiveness from You and have mercy on me. Indeed, You are the All-Forgiving, the All-Merciful.

Sunan of Salah

Related to the tasleem (تسليم):

- Turning the face to the right then to the left while saying السلام السَّلَامُ عَلَيْكُمْ وَرَحْمَةُ اللَّهِ each time
- Starting with the right Tasleem
- The follower should say the salam quietly
- The salam of the follower should be done along with the salam of his imam
- When saying salam, intend to say salam to the angels and those around you in the congregation.
- Saying the second salam in a lower tone and making it more brief than the first one
- If a person joined the congregation late, they should wait until the imam says both salams before standing up to make up the rest of the prayer they missed.

Desirable Acts of Salah

- Looking at the place of prostration while standing
- Looking at the top of the feet while in ruku'
- Looking at the tip of the nose during sujud
- Looking at the lap while sitting
- Looking at the shoulders while doing the talseem
- Trying not to yawn or cough to the best of your ability
- Keeping the yawn silent if it occurs

Invalidators of Salah

- One of the prerequisites of the Salah is missed
- One of the Arkan of Salah is missed
- Talking during Salah, intentionally or accidentally
- Making dua that resembles normal speech (rather than saying duas from the Quran or Sunnah)
- Responding to someone's salam in wording or by shaking hands, intentionally or accidentally
 - If you respond by gesturing, it will not invalidate the salah
- A major additional movement
 - If a person looking at you would think that you are not in prayer, then it is deemed as major additional movement
- Turning the chest away from the qiblah
- Eating or drinking, even if it is a small amount
- Eating something that was stuck in the mouth if it is equal to or greater than the size of a chickpea

Invalidators of Salah

- Clearing the throat without needing to
- Sighing or moaning if it is not done out of the fear of Allah
- Crying in a loud voice that is not done out of the fear of Allah
- If the sun comes out while praying Fajr
- If the time of zawal comes in while praying Eid
- If the time of Asr comes in while praying Jumu'ah
- Elongating the starting hamzah of Allahu akbar
- Reading directly from the Quran
- Laughing audibly during Salah
- The follower going ahead of the Imam in completing a rukn
 - For example: going into ruku' and standing up before the imam does ruku'

That Which Does Not Invalidate the Prayer

- Saying the Tasleem forgetfully, without intending to
- Someone else passing by the place of sujud
- Eating something stuck in the teeth that is less than the size of a chickpea
- Looking at something written and understanding it

That Which is Disliked in the Prayer

- Leaving out one of the sunan intentionally
- Playing with the clothing or body
- Praying in clothing that is degrading, such that it is not something you would wear to meet a noble person
- Leaning on something during the prayer
- Turning the head left to right without needs
- Praying the in the direction of another person or a fire
- Praying when needing to use the bathroom or pass gas
- Praying in someone else's land without their permission
- Praying in a lowly area, like the bathroom
- Praying on a pathway, in a graveyard, or near najasah
- Praying in clothing that has an image of something with a soul
- Praying in an area that has a picture in it
- Cracking the knuckles
- Intertwining the fingers

That Which is Disliked in the Prayer

- Sitting cross-legged without an excuse
- Sitting the way a dog sits
- Putting the hands on the hips
- For men, covering the head in salah without an excuse or greater benefit
- Praying behind a row that has an gap big enough for you to stand in
- Counting ayat or the tasbīḥ with the fingers
- Only putting the forehead on the ground in sujud without excuse
- Praying when food has been presented if you are hungry
- Only reciting one specific surah without excuse
 - If it is a surah that is from the sunnah, then it is not disliked
- Repeating the same surah in both rak'at of a fard prayer, if you memorized other surahs

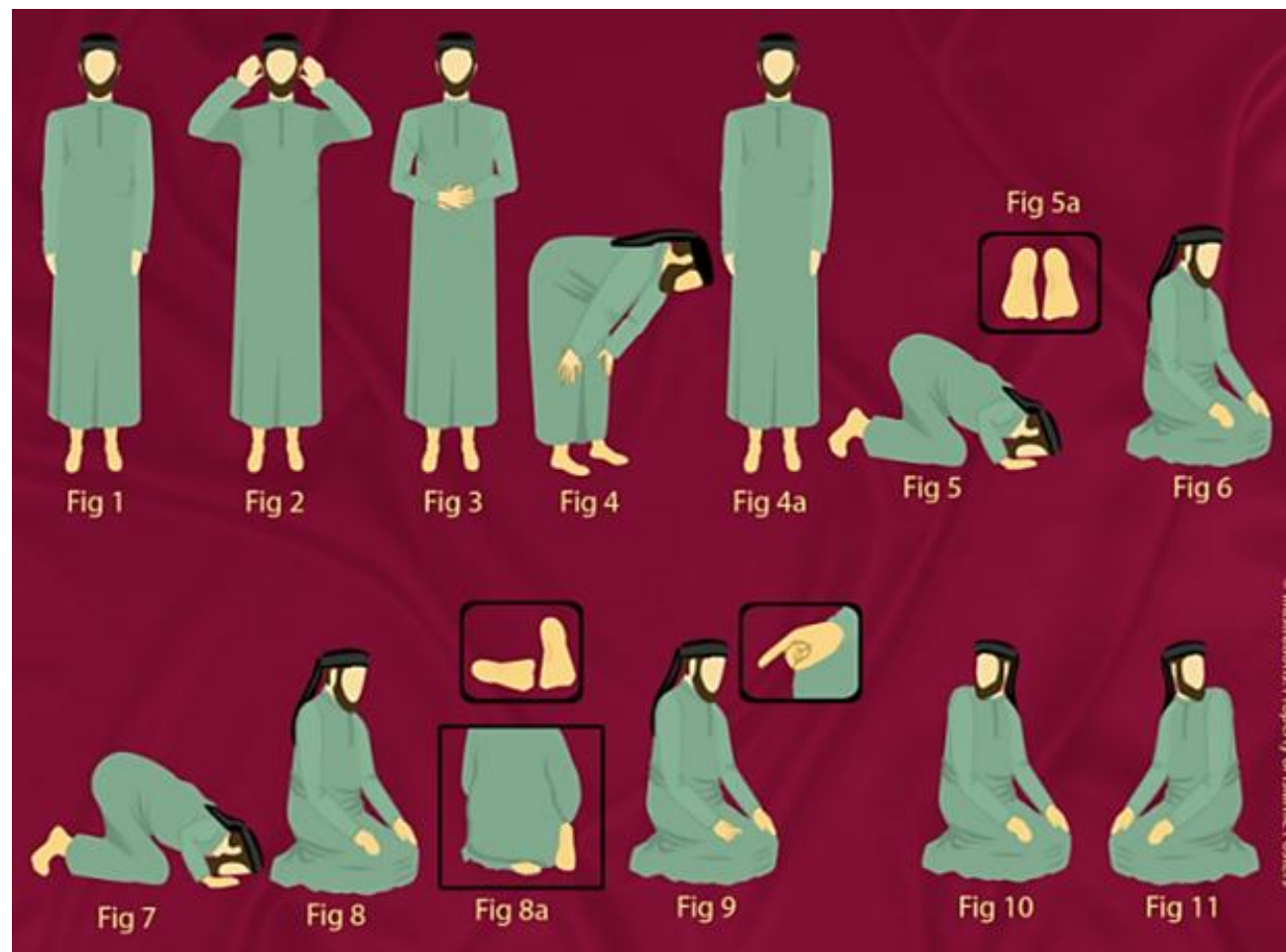
That Which is Disliked in the Prayer

- In fard prayers, reciting the surahs out of Quranic order intentionally
- Making the second rak'ah excessively longer than the first rak'ah
- Turning the fingers or toes away from the qiblah
- Skipping one surah when reciting the two additional surahs
 - Example: reciting Takathur and Humazah (skipping Surah Asr)
- Grabbing and killing a small bug
- Lifting your clothes up when going into ruku or sujud out of fear that they will get dirty
- Closing the eyes without a greater benefit
- Looking up at the sky

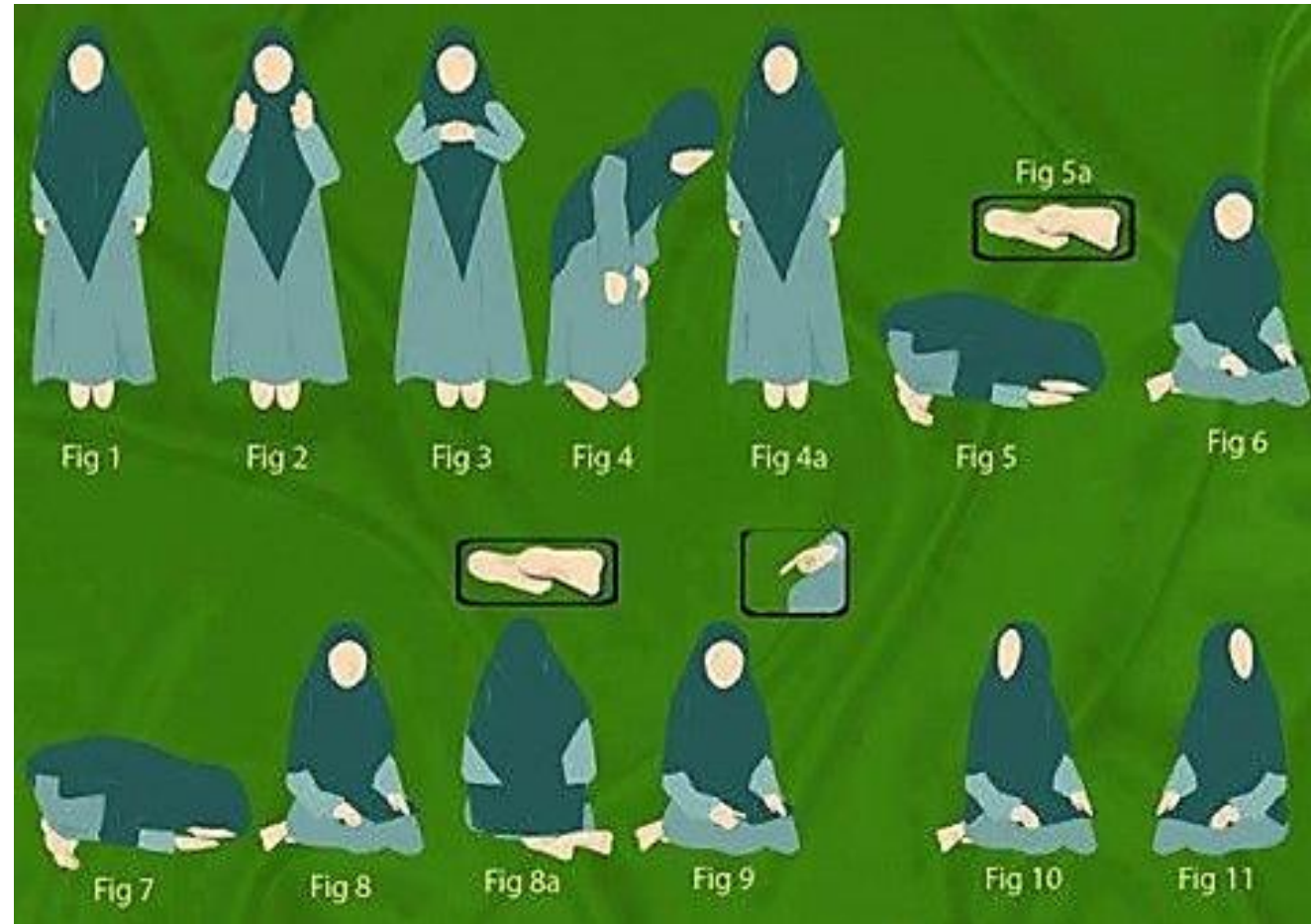
That Which is not Disliked in the Prayer

- Moving the eyes without turning the face
- Praying in the direction of a Mushaf
- Praying in the direction of someone's back who is sitting and talking
- Repeating the same surah in both rak'at of nafl prayers
- Wiping off dust or grass from your face during the prayer that is bothering you and will distract you from the prayer
- Killing a snake or scorpion if you fear its harm
- Shaking out your clothes so that it does not stick to your body in ruku or sujud

Manner of Performing Salah for Men



Manner of Performing Salah for Women



SAJDA SAHW

Sajda Sahw

- If a rukn of salah is missed, intentionally or accidentally, the salah becomes invalid and it is necessary to repeat it.
- If a Wajib act of salah is missed intentionally, then the prayer is invalid and must be repeated
- If a Wajib act of salah is missed accidentally, then Sajda Sahw is necessary to perform
- Even if many mistakes are made in the prayer, only one sajda sahw is needed.
- If the follower makes a mistake in a congregational prayer, then they do not have to perform Sajda Sahw. But, if the imam makes a mistake and does Sajda Sahw, then the followers also have to perform Sajda Sahw.

How to Perform Sajda Sahw

- After the last rakah, say only the tashhahud
- Say one salam to the right side
- Say Allahu Akbar
- Do 2 sajdah as normal
- Sit and say the tashhahud and complete the salah as normal (Salah Ibrahimiyah and dua)
- End the salah with 2 salams to exit the prayer

When Would Sajda Sahw Become Necessary?

- If you forget to read Surah Fatiha in either of the first two rak'at of a fard prayer or in any rak'ah of Nafl or Witr
- If you forget to recite an additional surah in the first two rak'at of a fard prayer or in any rak'ah of nafl or Witr
- If you read Surah Fatiha twice
- If you forget to do the first sitting in a fard or nafl prayer
- If you forget to recite the tashahhud
- If you forget to do the takbeer of Qunut in Witr
- If you forget to read the dua of Qunut in Witr
- If you recite out loud for prayers that are quiet or recite quietly for prayers that are done out loud
- If you add to the first tashahhud by saying the Salah Ibrahimiyya or stay quiet for as long as it would take to complete one rukn of salah

Other Rulings

- If you do not do Sajda Sahw intentionally, then you need to repeat the prayer
- If you forget to do Sajda Sahw and do the Taslim, you can still do Sajda Sahw as long as you did not do anything that invalidates the salah (like move from the qiblah or speak)
 - If you do more or speak, then you do not have to do Sajda Sahw or repeat the salah
- If you forget to do the first sitting in a fard prayer and start to stand up, there are 2 possible scenarios:
 - You are closer to the sitting position -> sit down and continue the prayer. There is no sajda sahw necessary
 - You are to the standing position -> stand up and continue the prayer. Sajda Sahw is necessary
- If you forget to do the first sitting in a nafl prayer, you should return to the sitting position even if you are closer to standing and perform Sajda Sahw.

Other Rulings

- If you forget to do the final sitting and add an entire 5th rak'ah to your prayer, then your prayer will become a nafl and you should add a 6th rak'ah, do Sajda Sahw, and repeat the prayer
- If you sit for the final sitting and say the tashahhud, then stand up thinking that it is the first sitting, you should sit back down and do Taslim without repeating the tashahhud
- If you are praying a 4 rak'ah prayer and you prayed 2 rak'at instead of 4, then you should continue that prayer and perform Sajda Sahw

When Does the Salah Become Invalid Because of Doubt?

- If you are not sure how many rak'at you prayed while you are praying and it is this first time you ever had this doubt, then your salah becomes invalid and you must repeat it
- If you become doubtful after the Taslim, the salah is still valid
- If you are sure that you missed one or more rak'at after the Taslim, then you can pray however many you missed as long as you did not do anything to invalidate the salah (like eat or speak)
 - If you did something to invalidate the salah, then you should repeat the prayer
- If you experience this kind of doubt often, then you should act upon whatever you have overwhelming belief of.
 - If you do not have overwhelming belief of anything, then act upon the lowest number of rak'at and perform Sajda Sahw

CONGREGATIONAL SALAH

Virtue of Congregation

عَنْ عَبْدِ اللَّهِ بْنِ عُمَرَ أَنَّ رَسُولَ اللَّهِ صَلَّى اللَّهُ عَلَيْهِ وَسَلَّمَ قَالَ
صَلَاةُ الْجَمَاعَةِ تَفْضُلُ صَلَاةَ الْفَذِّ بِسَبْعٍ وَعِشْرِينَ دَرَجَةً

*Narrated `Abdullah bin `Umar d: Allah's Messenger ﷺ said : "The
prayer in congregation is twenty seven times superior to the
prayer offered by person alone." (Sahih al-Bukhari)*

Rulings on Congregational Salah

- Praying in congregation is an emphasized sunnah (sunnah muakkadah) for men.
 - If you make it a habit not to pray in congregation, then it may be considered sinful
- At least 2 people are required for a congregational prayer to take place
- For Friday salah, 3 people other than the imam are required (4 total)
- Friday Salah and Eid Salah will not be valid without congregation
- There is no congregation in Sunnah or Nafl prayers
- It is mustahabb to pray witr in congregation during Ramadan
 - It is makruh tanzihī to pray witr in congregation outside of Ramadan if it is done consistently
- It is disliked to pray nawafil in congregation

When is Praying in Congregation Sunnah?

- Praying in congregation is sunnah for the one who fulfills the following conditions:
 - Being male
 - Reaching puberty
 - Being sane
 - Not having any excuses
 - Being free
- If a woman, child, insane person, excused person, or slave pray in congregation, it is valid and they will still be rewarded for it

When is Congregation Not Necessary

- It is raining heavily
- It is extremely cold and there is a fear or sickness if you leave to go to the masjid.
- Being sick
- Being blind
- Attending to a sick person and taking care of their needs
- If a meal has been served and you are hungry
- Preparing for a journey

Conditions of the Imam

- Conditions that must be present in order for a person to lead the prayer:
 - Mature (reached puberty)
 - Muslim
 - Sane
 - Male (unless it is a female only congregation)
 - Must have memorized enough Quran to be sufficient for the prayer
 - Cannot be missing any of the conditions for the validity of the prayer (like having wudu and covering the awrah)
 - Being free from any excuses (like constant nose bleeds, urine incontinence, etc.)
 - Being able to pronounce the Arabic letters correctly
 - Someone who switches letters (like saying ث instead of س) cannot lead the prayer

Who Has First Preference to be the Imam?

- The appointed Imam of the mosque gets first preference to lead the prayer in that masjid
- In the home, the owner of the house gets first preference if he is able to lead
- If none of the above, the order of preference is:
 - The one who is most knowledgeable about the rulings of Salah
 - Then, the person who has memorized the most Quran (along with knowing about the rulings of Salah)
 - Then, the most pious
 - Then, the most aged
- If everyone is similar in capability, then the people can choose anyone of them to lead

Who it is Disliked to Pray Behind

- A public sinner
- Someone who innovates in the religion
- A blind person
- An ignorant person
- Someone who the people dislike due to some deficiency he has
- It is disliked to lengthen the prayer more than what is in the sunnah
- It is disliked for an all-women congregation to take place
- It is disliked for women to be a part of the congregation in this day and age due to the presence of fitnah

Arrangement of the Rows

- If women do pray in congregation, the leader will stand in the middle of the row and there will be no adhan or iqamah.
- If the imam is praying with...
 - One person -> he will stand to the right of the imam and slightly behind him
 - Two+ people -> they will form a row behind the imam
 - Only women -> they will form a row behind the imam
 - Men, women, and children -> they will form their rows in the following sequence:
 - Men
 - Boys
 - Hermaphrodites
 - Women
- The best of the people should be standing in the first row
- If there is only one child, then he can be in the row with the men
- If you come to the salah late and there is an opening in a row, you should stand in the row first and then say Allahu Akbar, even if you end up missing a rak'ah because of that

Conditions for the Validity of the Follower

- The follower must intend to be following the imam before starting the prayer
- At the very least, the imam's ankles must be in front of the follower
- The imam's prayer needs to be equal or superior to the prayer of the follower. If it is inferior, then he cannot lead the prayer.
 - A person who is praying a nafl salah cannot lead a person who is praying a fard salah
- The imam and the follower must be praying the same fard prayer
 - The imam cannot pray zuhr while the follower prays Asr
- There cannot be a row of women in between the imam and the follower
- There cannot be something in between the imam and the follower that will cause the movements of the imam to be hidden from the follower

General Rulings Pertaining to the Imam

- The imam carries the burden of the salah for the rest of the congregation.
 - For example, if the imam did not have wudu when he started praying, then the entire congregation would have to make up that prayer.
- It is permissible for the Imam to lead sitting down if he is unable to stand.
- It is also permissible for him to lead the congregation if he has made tayammum or done مسح over leather socks.

When Should the Follower Follow His Imam and When Should He Not?

- One should not follow the Imam if:
 - The Imam stands up for the 3rd rak'ah and the follower has not completed the tashahhud yet
 - The imam does the Taslim before the follower finished the tashhahud
 - The imam does an additional sajdah
 - If the imam stands after the final sitting forgetfully
 - If the imam completes an entire extra rak'ah, then the follower should do the Taslim by himself
 - If the follower does the Taslim before the imam completes the *entire* extra rak'ah, his fard will be invalid
- If the imam stands before the final sitting forgetfully, the follower should say SubhanAllah to remind him and wait until the imam sits back down
- One should still follow the imam if:
 - The imam raises his head from ruku or sujud before the follower finishes saying the tasbih 3 times
- If the follower does the Taslim before the imam finishes the tashhahud, his salah will be invalid

Rulings of the Sutra

- A sutrah is that which a person places in front of them while praying so that no one passes in front of them
- It is mustahabb for the Imam to place a sutrah in front of him if he is in a place where people pass by often
- The sutrah of the imam suffices for all of the followers, so they do not need a sutrah
- A person should stand close to the sutrah when praying
- The sutrah should be at least one cubit long and a finger's length thick

Rulings on Passing in Front of Someone Praying

- If a person is praying in a large area, it is not permissible to pass in front of him from the place of his feet to the place where he makes sujud
- If a person is praying in a small masjid or home, it is not permissible to pass in front of him from the place of his feet to the wall that he is facing
- A person should not pray in a place where people pass by often without a sutrah
- If a person passes in front of someone praying, it is permissible for the person to prevent them from passing using gestures, saying tasbih, or raising his voice in the recitation
- The person praying should not prevent the passer with their hands
- The woman should prevent the person using gestures or by clapping, not by raising her voice in the recitation

Catching a Fard Prayer in Congregation

- If a congregation begins and you...
 - Started praying a fard but did not make sujud yet -> break your prayer by doing Taslim while standing and join the Imam
 - Started praying Fajr or Maghrib and made sujud -> break your prayer and join the Imam
 - Completed 1/4 rak'at -> pray one more rak'ah, do Taslim, and join the Imam in the Fard prayer. The two rak'at will be nafl prayer
 - Completed 3/4 rak'at -> complete the 4 rak'at and then join the Imam with the intention of praying a nafl prayer if it is Zuhr or Isha.
 - Completed 2/4 rak'at and stood for the 3rd rak'ah, but did not make sujud yet -> break your prayer by doing Taslim while standing and join the Imam in praying the Fard.
 - Started praying a 4 rak'ah sunnah -> complete 2 raka'at and join the Imam. Then, complete the sunnah after the Fard.

Catching a Fard Prayer in Congregation

- If you come to the masjid after the prayer has started, then you will join the Imam right away and will not pray the Sunnah
 - Exception: Fajr prayer
 - If it is Fajr, then you should pray the sunnah in the corner of the masjid if you think that you will be able to catch the second rak'ah with the Imam
 - If you think you will not be able to catch the second rak'ah, then you should not pray the sunnah and rather join the congregation
- If you join the salah while the imam is in ruku', then you caught that rak'ah
 - If the Imam raises his head before the follower can do ruku', then he has missed that rak'ah
- If you already prayed Zuhr or Isha and a congregation starts, it is makruh for you to leave the masjid. You should pray with the Imam with the intention of nafl.
- If you already prayed Fajr, Asr, or Maghrib and a congregation starts, it is not makruh for you to leave the masjid.

Method of Completing Missed Rakahs

- Masbuq – A person who joins the Jam’ah after the Imam got up from the Ruku of the 1st Rakah
- Join the salah regardless of the position of the imam
- When joining the salah, say “Allahu Akbar” and then pause for the length of time it would take to say “SubhanAllah” before going into whatever position the imam is in.
- Once the imam says the second tasleem, stand up and complete the missed rakah or rakat.
- The raka’at should be made up as they were missed.
- There should be a tashhahud every 2 raka’at and a final tashhahud in the last raka’ah.
- Example: You join Maghrib and catch the 3rd raka’ah with the Imam
 - You will complete the 3rd rak’ah with the Imam like normal.
 - After the Imam says the Tasleem, you will stand back up and make up the 1st and 2nd raka’at that you missed.
 - Making up the 1st raka’ah: you will say Surah Fatiha and another surah. At the end of the raka’ah, you will sit for tashhahud.
 - Making up the 2nd raka’ah: you will say Surah Fatiha and another surah. At the end of the raka’ah, you will sit for the final sitting and do the Tasleem.

OTHER TYPES OF SALAH

Objectives

- Witr Salah
- Table of Rakahs
- Nafil Salah
- Salah in Unusual Conditions
 - Salah While Sitting
 - Salah in Train and Airplane
- Tarawih Salah

Witr Salah

عَنْ بُرَيْدَةَ قَالَ سَمِعْتُ رَسُولَ اللَّهِ صَلَّى اللَّهُ عَلَيْهِ وَسَلَّمَ يَقُولُ الْوَيْتْرُ
حَقٌّ فَمَنْ لَمْ يُوتِرْ فَلَيْسَ مِنَّا الْوَيْتْرُ حَقٌّ فَمَنْ لَمْ يُوتِرْ فَلَيْسَ مِنَّا الْوَيْتْرُ
حَقٌّ فَمَنْ لَمْ يُوتِرْ فَلَيْسَ مِنَّا

Narrated Buraydah ibn al-Hasib: I heard the Messenger of Allah ﷺ say: The witr is a duty, so he who does not observe it does not belong to us; the witr is a duty, so he who does not observe it does not belong to us; the witr is a duty, so he who does not observe it does not belong to us. [Abu Dawood]

Ruling on Witr Salah

- Witr Salah is Wājib
- If a person misses Witr forgetfully or intentionally, it is compulsory for him to make it up
- The time for Witr comes in after completing Isha
- In Ramadan, it is better to pray Witr in congregation than it is to pray it alone at the end of the night
- It is disliked to pray Witr in congregation in other than Ramadan

How is it Prayed?

- It is prayed as 3 rak'at with 2 sittings and one Tasleem at the end
- It is wājib to recite Surah Fatiha and another surah in every rak'ah
 - It is sunnah to read Surah A'la, Kafirun, and then Ikhlas
 - If it is being prayed in a congregation, then the imam will recite out loud in all 3 rak'at
- After the surah is read in the 3rd rak'ah, one should raise their hands and say Allahu Akbar
- Dua qunut is recited before going into ruku' in the 3rd rak'ah
- If you catch the third rakah while the imam is in ruku', then you caught the Qunut and do not have to say it when completing the salah

Witr Salah - Dua Qunut

- It is wājib to say dua qunut in Witr throughout the entire year
- The imam, follower, and the person praying alone should all say the dua quietly
- There is no specific dua that is required, but there are different duas mentioned in hadith that are sunnah
- If a person is unable to recite the sunnah Qunut dua, he should say:

رَبَّنَا آتِنَا فِي الدُّنْيَا حَسَنَةً وَفِي الْآخِرَةِ حَسَنَةً وَقِنَا عَذَابَ النَّارِ

- Or he can say اللَّهُمَّ اغْفِرْ لِي 3 times or يَا رَبِّ 3 times
- It is not encouraged to raise your hands during the dua
- If a person forgets to recite Qunut, they should perform the prostration of forgetfulness.
- The Qunut is also read during times of great calamity and it is only a sunnah for the imam, not the person praying alone.
 - It is sunnah to recite a specific dua after ruku' in this case

Dua Qunut Witr

اللَّهُمَّ إِنَّا نَسْتَعِينُكَ وَنَسْتَغْفِرُكَ وَنُؤْمِنُ بِكَ وَنَتَوَكَّلُ عَلَيْكَ وَنُثْنِي عَلَيْكَ الْخَيْرَ
وَنَشْكُرُكَ وَلَا نَكْفُرُكَ وَنَخْلَعُ وَنَتْرُكُ مَنْ يَفْجُرُكَ. اللَّهُمَّ إِيَّاكَ نَعْبُدُ وَلَكَ نُصَلِّي
وَنَسْجُدُ وَإِلَيْكَ نَسْعِي وَنَحْفِدُ وَنَرْجُوا رَحْمَتَكَ وَنَخْشَى عَذَابَكَ إِنَّ عَذَابَكَ
بِالْكَفَّارِ مُلْحِقٌ

O Allah! We implore You for help and beg forgiveness of You and believe in You and rely on You and extol You and we are thankful to You and are not ungrateful to You and we alienate and forsake those who disobey You. O Allah! You alone do we worship and for You do we pray and prostrate and we betake to please You and present ourselves for the service in Your cause and we hope for Your mercy and fear Your chastisement.

Undoubtedly, Your torment is going to overtake infidels O Allah!

Rakat Table

Salah	Sunnah (Before)	Fard	Sunnah (After)
Fajr	2	2	0
Zuhr	4	4	2
Asr	4	4	0
Maghrib	0	3	2
Isha	4	4	2
Jummah	4	2	4+2

- **Sunnah Muakkadah (Emphasized)** - The Salahs the Prophet ﷺ performed regularly
- **Sunnah Ghair Muakkadah (Non-Emphasized)** - The Salahs the Prophet ﷺ performed at times and missed at times

Nafil Salah

- Tahiyyat-ul Masjid (salutation of the mosque) - Desirable for a person entering a mosque to perform two Rakah before or after sitting.
- Tahiyyat-ul Wudu (salutation of ablution) - Two units of Salah are desirable after ablution
- Salat-ud Duha - Two Rakah and up to twelve Rakahs are desirable 20 minutes after Sunrise.
- Tahajjud – After Isha Salah and before Fajr begins. Some Fuqaha are of the opinion that the time for Tahajjud starts after one half of the night has passed.
 - It is more virtuous to perform Tahajjud in the latter portion of the night.

General Rulings Regarding Nafl Salah

- It is permissible to pray nafl prayers in cycles of 2, 4, or 8 rak'at with one Tasleem.
 - It is better to pray in cycles of 4 rak'at according to Imam Abu Hanifah
 - It is better to pray in cycles of 2 during the night and in cycles of 4 during the day according to Imam Abu Yusuf and Imam Muhammad
 - In nafl prayers, it is better to lengthen the amount of recitation than to increase the number of rak'at
- Recitation is wājib in every rak'ah
 - This is because each 2 rak'at are considered to be separate from the next 2
 - You can exit the prayer any point after 2 rak'at
- It is permissible to sit even if you are capable of standing
- If you break a nafl prayer, you will have to make it up.
 - If you are praying 4 rak'at of nafl prayer and break it after the first 2 rak'at, you will only have to make up 2 rak'at because each set of 2 is separate

Salah in Unusual Conditions

- Salah while sitting
 - Farḍ Salah and Wājib Salah in sitting posture is invalid if the person is capable of standing
 - Nafl Salah in sitting posture, despite the person being capable of standing, is valid
 - If a person performs a Nafl Salah in sitting posture without excusable difficulty, he gets half the reward of a person performing it in standing position.
 - If a person performs it in sitting posture due to an excusable difficulty, his reward is similar to that of a person performing it while standing.
 - If you sit to pray, then you will sit in the same sitting position as the tashhahud
 - If you start a nafl prayer standing, it is permissible to complete it sitting

Salah in Unusual Conditions

- Salah in a train or airplane
 - Farḍ and Wājib Salah on a running trains or a flying airplane in sitting posture without an excusable difficulty is invalid. However, if he is faced with an excusable difficulty, like dizziness, then it is valid.
 - Similarly, if the train is shaking a lot such that standing becomes difficult, then Salah in sitting posture is valid.
 - If the train or airplane is standing on ground, Salah in sitting posture without excusable difficulty is invalid.
 - If the person starts his Salah facing the qiblah, then the train or airplane changes direction, the person should turn towards the new qiblah if he is capable of it. If he is not capable or he is unaware of the change in direction of the train or airplane, then his Salah is valid.

Tarawih Salah

- Tarawih Salah is an emphasized sunnah for every individual man and woman.
- Tarawih Salah in congregation is a sunnah kifayah
- Tarawih Salah consists of 20 raka'at performed with 10 ending Salams.
- The time of Tarawih starts after Isha salah and extends up to the beginning of dawn.
- It is permissible to pray Witr before Tarawih, but it is better to perform Tarawih before Witr
- It is desirable to sit after every 4 rak'at to rest
- It is a sunnah to recite the Quran in its entirety in Tarawih once in the month of Ramadan.

QADA

Qada

- You can only do qada of farḍ or wājib prayers, not sunan or nawafil
- You need to make up your missed prayer as soon as possible
- If you miss both the farḍ and sunnah of Fajr, then you can make up the sunnah along with it until before zawal
- You should not do qada in times that salah is makruh, but it is permissible
- A person who has made up all prayers in their life except for 5 or less is referred to as **صَاحِبُ التَّرْتِيبِ**
 - This person cannot pray their next salah without making up their missed salah first.
 - Exception: if the person fears that they will miss another prayer, then they are allowed to pray that prayer first.
 - If a person has missed more than 5 prayers in their life, then this rule does not apply to them.

Qada Umuri

- Qada Umuri – making up many prayers that have been missed or neglected for a long period of time.
- How to calculate:
 - Begin counting from when you reached puberty and estimate the amount of time prayer was neglected.
 - Exclude times you would have normally prayed
- Make the intention to pray a missed salah and make a schedule for yourself
 - For example, you might plan to pray qada at every salah time after you have prayed the farḍ salah

TRAVELERS PRAYER

What is a Traveler?

- The linguistic meaning of سَفَرَ is to open something up/uncover something
- Technically, traveling is for a person to intend to travel at least a 48 mile distance.
 - Intention is necessary in order for it to be considered travel.
 - If a person ends up 48 miles away from their residence but did not intend to travel, then they will not be considered a traveler.

Rulings for a Traveler

- For a traveler, qasr becomes Wajib. Zuhr, Asr, and Isha will be prayed as 2 rak'at
 - This shortening is permissible once the traveler exits their city and begins their journey.
 - If the traveler prays 4 rak'at intentionally, it will be considered sinful. The first 2 rak'at will be considered the farḍ and the second 2 will be considered a nafl.
 - If the traveler prays 4 rak'at forgetfully, then he should perform a prostration of forgetfulness
- Prayers that are missed while traveling are made up as only 2 rak'at
- If a traveler prays behind an imam praying a full salah, they should also pray the full salah behind the imam
- If the traveler leads the salah, they should only pray 2 rak'at and the followers will stand up and complete 2 more rak'at
 - Before and after the salah, the traveler should announce to the gathering that they should complete their prayer

How Long Can You Shorten the Prayer For?

- The traveler will shorten his prayer until he returns and enters his city
- If you establish a temporary resident by intending to stay somewhere for 15 days or more, then you can no longer shorten the prayers
 - If you did not intend to stay somewhere for 15 days, but you still end up staying there for 15 days, then you will continue to shorten the prayer
- If the traveler is ever in his permanent residence, he will not be allowed to shorten his prayers, even if he is not going to stay for long.

SAJDA TILAWA

When is Sajdah Tilawa Mandatory?

- Sajdah Tilawa becomes mandatory if one of 3 things happens:
 - You recite an ayah of sajdah
 - You hear an ayah of sajdah, whether you intended to hear it or not
 - You are following an Imam who recites an ayah of sajdah, whether you heard the ayah or not
- Sajdah Tilawa is not mandatory
 - For A woman in hayd or nifas
 - For Someone who is sleeping, insane, a child, or a disbeliever
 - For someone who hears an ayah of sajdah from an electronic recording
- Sajdah Tilawa can be performed immediatley or it can be delayed, but it is better to perform it immediatley
 - If the ayah is read in salah, then it must be performed immediatley

Other Rulings

- If there is a congregation and someone outside of the salah recites an ayah of sajdah, everyone will perform the sajdah after finishing the prayer
 - If the sajdah is done during the prayer, the sajdah should be repeated
- If the verse is repeated multiple times in one sitting, only one sajda is needed. If it is in many places, then multiple sajdahs are needed.
- It is makruh to read a surah that has a sajdah in it and leave out the ayah with the sajdah
- There are 14 ayahs in the Quran for sajdah tilawah
 - According to the Hanafi school, only the first sajdah in Surah Hajj is considered to be a sajdah tilawah

How to Perform Sajda Tilawa

- This sujood has the same conditions of prayer (being in a state of purity, facing the qiblah, etc.)
- How to perform:
 - Say Allahu Akbar without raising your hands
 - Go into sujood once and say **سُبْحَانَ رَبِّيَ الْأَعْلَى** 3 times
 - Say Allahu Akbar again and come back up
- There is no tashahhud or Taslim after the sajda
- It can be done from a standing or a sitting position
 - It is mustahabb to stand and then do the sajda