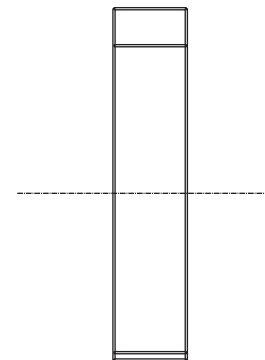
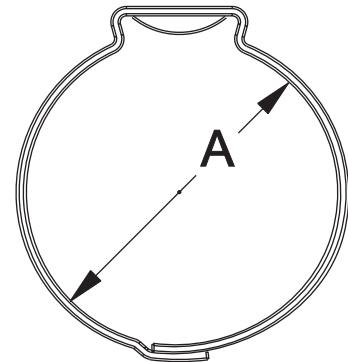
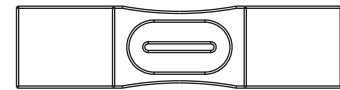


Pinch Clamp (Welded) –SAE Type “J” KS

- All 300 series stainless steel pinch clamp featuring welded construction for durability
- Used on poly pipe, rigid plastic and soft hose
- Keystone geometry design, in the ear area, greatly reduces miscrimps when crimped with a hand tool
- Most common applications are Poly Irrigation Lines, Water Supply, Fuel & Vapor Lines, Beverage Supply Lines, Car Wash Supply Lines, Dust Shields & Air Filters and Bundles of Cable.



Part Number	"A" Diameter Range			
	Metric		Decimals	
	Open	Closed	Open	Closed
KS 3119	11.9	10	0.47	0.395
KS 3133	13.3	11.4	0.525	0.45
KS 3150	15	12.5	0.59	0.49
KS 3157	15.7	13.2	0.62	0.52
KS 3161	16.1	13.6	0.635	0.535
KS 3165	16.5	14	0.65	0.55
KS 3173	17.3	14.7	0.68	0.58
KS 3185	18.5	16	0.73	0.63
KS 3198*	19.8	16.6	0.78	0.655
KS 3210*	21	17.9	0.83	0.705
KS 3222	22.2	19.1	0.875	0.75
KS 3236	23.6	20.5	0.93	0.805
KS 3256*	25.6	22.5	1.01	0.885
KS 3271*	27.1	24	1.07	0.945
KS 3301	30.1	27	1.185	1.06
KS 3316*	31.6	28.5	1.245	1.12
KS 3324	32.4	29.3	1.275	1.155
KS 3331*	33.1	30	1.3	1.18
KS 3346*	34.6	31.5	1.36	1.24
KS 3396	39.6	36.5	1.56	1.44
KS 3410*	41	37.9	1.615	1.49
KS 3425*	42.5	39.4	1.675	1.55
KS 3485*	48.5	45.5	1.91	1.787



*Popular irrigation sizes are available for immediate shipment packaged in poly bags. Please inquire on availability of other packaging configurations and lead time for other sizes. Other sizes, shapes and materials are available upon request, subject to minimum order quantities



Email Your Purchase Order to orderentry@murraycorp.com