



**METRICS**

**White Paper**

# **Understanding Private Debt Investing.**

---

MAY 2026



# Introduction

In a little over a decade, Australian private debt has developed into an asset class which plays an important role in the investment strategies used by both institutional and individual investors.

The evolution of the local market is part of a worldwide trend that continues to gain momentum and will likely result in more people holding private debt alongside traditional equity and fixed income assets, which have formed the mainstay of portfolios in the past.

Research firm Preqin has forecast that assets under management in global private debt funds will reach US\$3.86 trillion by the end of 2029, up from US\$1.5 trillion in 2021<sup>1</sup>.

This white paper seeks to demystify this rising asset class by explaining the key characteristics that aim to provide attractive risk-adjusted returns and low capital volatility.

Private debt is one of the oldest forms of finance and when matched with modern legal safeguards – particularly those that apply in Australia – it can offer a compelling investment proposition to either defensive investors seeking an alternative to traditional fixed income or others seeking an alternative to equities.

In both cases, the key to a successful investment is the selection of a fund manager with the prerequisite skills to originate loan transactions, properly assess the credit risk of borrowers and construct diversified portfolios.

---

<sup>1</sup> Source: Preqin, a part of BlackRock, as at October 16, 2025.

# What is Private Debt?

Private debt funds raise money from investors and lend it directly to medium-to-large-sized companies in a similar manner to banks.

The global financial crisis (GFC) and the COVID pandemic created an environment that allowed the Australian private debt market to expand.

Following the GFC, regulatory changes required banks to adopt more conservative lending practices and hold increased capital against certain types of loan assets. This restriction on business credit availability compelled borrowers to seek alternative funding sources.

More recently, in response to the economic fallout from COVID, central banks reduced interest rates to near zero to stimulate growth. This low-interest-rate environment prompted investors to look beyond traditional investments, such as bonds and term deposits to generate income.

Private debt largely filled these needs and the global market has since grown rapidly, with an increasing number of fund managers offering access to it.

As a result of this evolution, superannuation funds, insurance companies, charities, universities and family offices have increasingly become long-term investors in private debt because of the asset class's potential to provide stable returns.

Furthermore, the advent of both unlisted and listed funds has now made private debt equally accessible to individual investors.

Consequently, private debt is quickly becoming a mainstream option that marries the needs of Australian companies seeking capital with investor demand for income and capital preservation.

## Who are the borrowers?

Most private debt managers focus on providing loans directly to medium-to-large-sized companies or financing projects in areas such as commercial real estate (CRE) and infrastructure.

Australia's corporate loan markets can be split broadly into five sectors. At various times, each of these segments may offer better risk-adjusted returns and therefore better lending opportunities than others.

- 1. Corporate loans:** This is the most common form of loan product for companies, including large ASX-listed entities. While this type of lending is dominated by banks, it also provides opportunities for private debt managers of scale. Borrowers in this sector are diversified across all industry groups in the economy.
- 2. Leveraged and acquisition loans:** These loans can take two generic forms depending on whether the acquirer of the company is an existing business with its own cash flow and assets, or a special purpose vehicle (SPV) created and capitalised by a sponsor for the purpose of an acquisition. These facilities are structured around debt serviceability and security.

### 3. Project and infrastructure loans:

These loans can be structured for greenfield projects with two key phases: an initial, cash-intensive construction phase and a cash-generating operations phase upon completion. Loans can also be structured for projects that are already built – or ‘brownfield’ projects. Funding of public private partnerships has been an important contributor to this segment in recent years. Types of borrowers in this sector include transport, infrastructure and services.

**4. Commercial real estate loans:** These loans can be for different stages of a real estate project – including land purchase, pre-construction activities, construction, residual stock, or investment. Typical borrowers include companies involved in the development, ownership or management of industrial, residential, office or retail property.

**5. Structured finance:** These are typically notes issued by a SPV as part of a layered capital structure, also referred to as securitisation, to fund the lending activities of a non-bank financial institution. These notes give the lender the right to cash flow from a large, diversified underlying pool of secured loans, often comprised of residential mortgages (RMBS), automotive financing (ABS) or small-ticket commercial mortgages (CMBS).

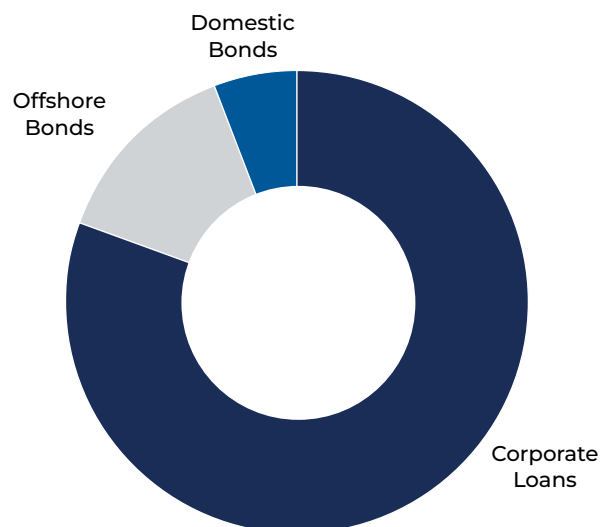
## Why invest in private debt?

Australian private debt is among the few asset classes that aims to offer both reduced capital volatility and attractive risk-adjusted returns.

It has a low correlation with growth assets such as equities and property, as well as other fixed income products such as bonds.

As depicted in Figure 1, the size of the market also means it offers a substantial opportunity set and significantly greater diversification than an investor could achieve by investing in corporate bonds.

Figure 1. Australian corporate loans vs corporate bonds<sup>2</sup>



## Regular income<sup>3</sup>

Private debt can provide regular income, even during periods of economic slowdown.

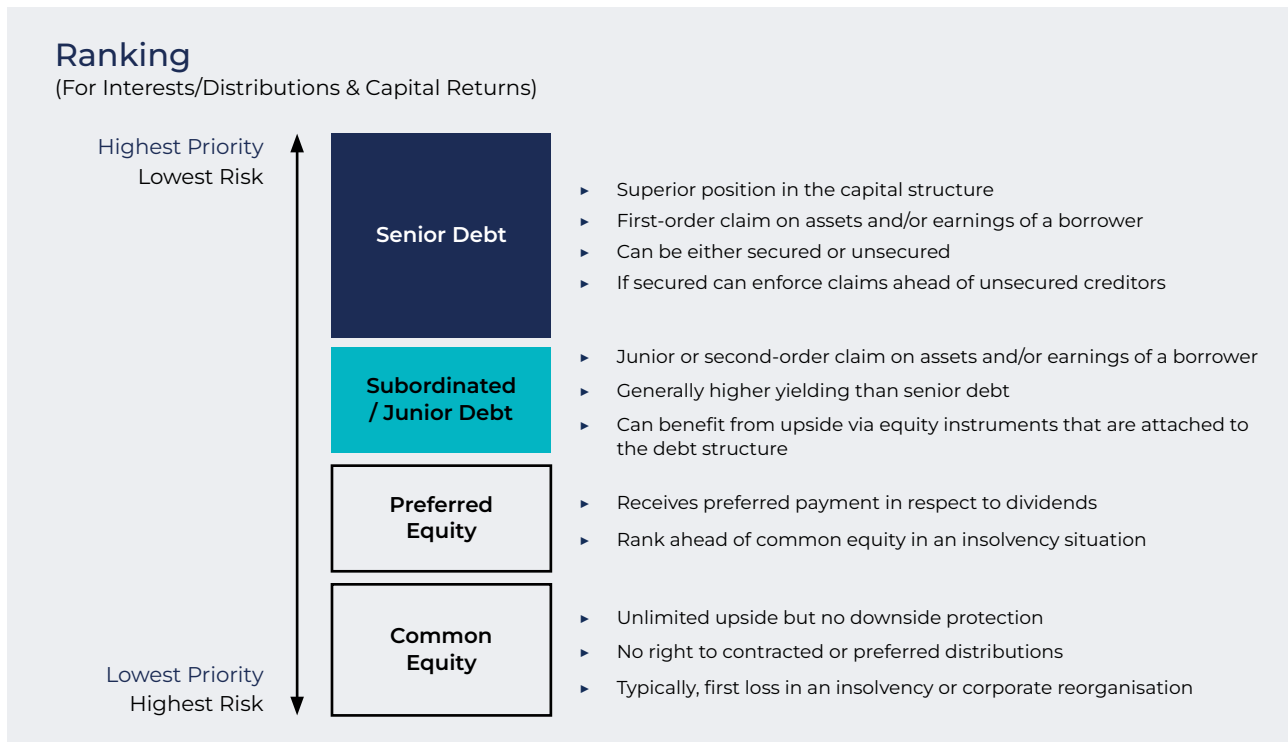
Interest and fee payments are received from borrowers at specified intervals under binding terms of their debt contracts. A floating base rate, with additional credit margin, means total interest income typically moves in line with the Reserve Bank of Australia (RBA) cash rate.

This contrasts with dividends that are paid to equity holders at a company’s discretion and are subordinate to the payments to debt providers. Even when equity markets were at their most turbulent in early 2020, and many companies were suspending or reducing dividends, well-managed private debt funds continued to deliver consistent monthly income for investors.

More conservative funds can deliver a return of around 6 per cent to 8 per cent, which may be an attractive alternative to low yielding corporate bonds, hybrids, government bonds or even cash deposits. A higher yielding fund can deliver a cash distribution of around 9 per cent to 11 per cent, which may be a favourable alternative to investing in equities for income<sup>4</sup>.

<sup>2</sup> Source: ABS Australian National Accounts: Finance and Wealth – Financial Assets and liabilities of Non-Financial Corporations. Total short term and long-term loans and placements (A\$1,463bn), bonds issued offshore (A\$221bn), and bonds issued in Australia (A\$97bn) as at September 2025. <sup>3</sup> Income payments are not guaranteed. <sup>4</sup> Metrics Credit Partners funds. Indicative return ranges shown are based on current expectations and/or historical outcomes of selected Metrics-managed funds and are provided for illustrative purposes only. Returns are not guaranteed and will vary over time. Past performance is not a reliable indicator of future performance.

Figure 2. Senior debt position in the capital structure



Source. Metrics Credit Partners.

### Low capital volatility

Another key attraction of the asset class is that it aims to provide low capital volatility throughout the economic cycle.

This is an advantage in an environment where fixed income investments don't always deliver the safe haven and downside protection they once did. Fixed rate bonds don't always provide stability as equities fall – as was demonstrated in 2022 – so private debt provides an alternative ballast for portfolios.

The extent to which private debt can contribute to portfolio stability depends on several factors.

Firstly, corporate debt is designed to be a lower risk investment than equity because Australian corporate insolvency law gives priority to the interests of creditors in claims over the assets of a business.

Secondly, a skilled lender/private debt manager seeks to negotiate appropriate terms and conditions, controls, reporting obligations, covenants, and security with borrowers to mitigate against risk of loss.

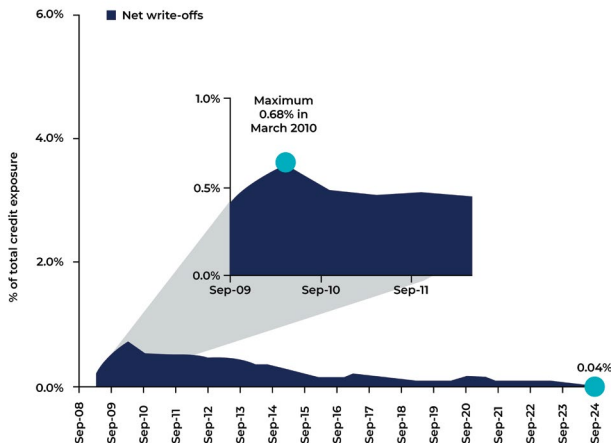
Loan security provided by borrowers serves to mitigate the risk of capital loss by giving the lender negotiating leverage and a means of protecting and recovering value if necessary.

Finally, the Australian corporate loan market has historically recorded low loss rates, even in times of market disruption such as the GFC. Net write-offs recorded by Australia's major banks have averaged approximately 0.25 per cent per annum since March 2009, peaking at approximately 0.68 per cent in 2010, before falling to 0.04 per cent per annum for the year ended 30 September 2024<sup>5</sup>.

If a default does occur, it does not necessarily lead to a credit loss due to the tight controls afforded to Australian lenders and the loan security typically provided by borrowers.

<sup>5</sup> Major Bank APS 330 reporting. Past performance is not a reliable indicator of future performance.

**Figure 3. Major banks' historical net write-offs as at 30 September 2024<sup>5</sup>**



Note: Historical data beyond 2024 is no longer available and therefore excluded.

### Protection from inflation

Inflation poses a threat to investors because it chips away at purchasing power as well as savings and investment returns.

Private debt seeks to offer protection against inflation because returns come from interest that is generally charged as floating rate. The interest on the majority of Australian corporate loans is structured as a credit margin over the benchmark Bank Bill Swap Rate (BBSW), which is correlated with the RBA official cash rate. As the RBA lifts the cash rate, the BBSW rises too. This tends to insulate investors from rising inflation.

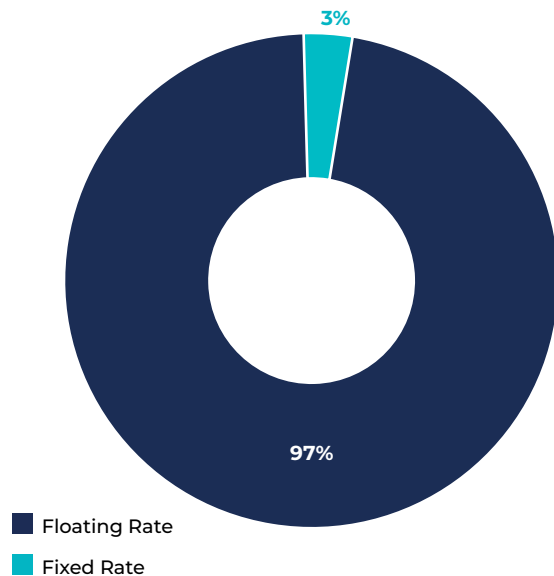
The BBSW is essentially the rate at which Australia's banks are willing to lend short-term money to other banks. It also reflects not only the current level of the RBA cash rate but also the expected level at which it will be over time.

Thus, corporate loan returns seek to keep pace with inflation, helping investors maintain their purchasing power even if the prices of goods and services rise.

By contrast, inflation can be particularly damaging to returns on investments such as fixed rate bonds. This is because the interest rate on these investments is fixed until maturity, so investors risk missing out on the income boost in a rising interest rate environment. If inflation concerns push up market interest rates, the capital value of the bonds in an investment portfolio can also decline because the present value of those fixed interest payments decline.

Equity markets can also be more volatile during inflationary periods, particularly as higher interest rates erode the value of future cash flow.

**Figure 4. Floating rate vs fixed rate split in a typical Australian private debt portfolio<sup>6</sup>**



<sup>5</sup> Major Bank APS 330 reporting. Past performance is not a reliable indicator of future performance. <sup>6</sup> Metrics Credit Partners. This chart uses the MCP Wholesale Investments Trust as an example of a portfolio of Australian private debt. As at 28 February 2026, the Trust contained 347 loans.



## ESG Matters

Environmental, social and governance (ESG) principles can be integrated into a private debt fund in a similar manner to other asset classes.

In fact, private debt funds can have several key advantages over both equities and bond funds when it comes to influencing the development and implementation of a company's ESG commitments.

The chief advantage is the close relationship that private debt managers maintain with borrowers, as it allows them to directly engage with company management. A private debt manager is likely to be one of only a handful of lenders, sometimes the only lender, involved in a loan transaction. This may grant the manager leverage to influence a company's activities and operations.

Ongoing dialogue positions private debt managers well to assess the unique ESG risks and opportunities of their portfolio, and to engage with companies to seek positive sustainability outcomes. By contrast, a common approach in public markets may rely on purchased data or an opaque third party ESG assessment process to assess ESG risk.

When it comes to influence, even large equity funds often hold less than 5 per cent of shares in any one listed company, and therefore are entitled to only a small proportion of the votes at an annual general meeting where key decisions are made.

The ESG engagement process with borrowers begins with initial contact and continues over the life of a loan to allow lenders to remain abreast of a company's progress against ESG related issues it faces.

Leading private debt funds apply robust ESG assessment processes and use it to drive positive outcomes across their portfolios.

## Risk of Investing in Private Debt

Investing in private debt funds carries two principal risks – credit risk and liquidity risk.

Credit risk is the potential loss of fund capital due to a borrower's failure to repay loan obligations on a timely basis. It is created each time a loan or note commitment with a borrower is entered.

Liquidity risk is the risk that an investor will not be able to redeem capital when desired. This is the same risk that applies to all managed funds, regardless of the asset class.

As private loans are not traded on public exchanges, liquidity is primarily derived from the staggered maturity of the underlying loan assets in a fund.

Other risks are noted in the product disclosure statements for private debt funds.

### Competent fund managers mitigate credit loss through:

- ▶ **Relationship:** Unlike the publicly traded bond market, private lenders have direct access to company management and owners that gives them a better understanding of a business.
  - ▶ **Covenants:** Lenders can negotiate tailored covenants that require borrowers to operate within agreed constraints.
  - ▶ **Loan security:** If a secured loan defaults, a lender can recover amounts owing ahead of other unsecured creditors and equity. Australia's corporate insolvency legal regime is protective of the rights of lenders.
- ▶ **Credit risk assessment:** A lender should ensure it is comfortable with all aspects of a borrower's business before providing a loan and should also conduct ongoing credit risk assessment.
  - ▶ **Diversification:** Private debt managers aim to construct portfolios that are diversified by borrower, industry and credit quality.

### Where private debt sits in an investment portfolio

Private debt can play two very different roles in a diversified portfolio depending on the risk appetite and personal objectives of individual investors.

Funds which hold relatively low risk positions in senior secured or investment grade debt, and hence generate lower yields, may be suitable for defensive investors seeking an alternative to traditional bonds in a portfolio.

This style of conservative investment may have particular appeal in a rising rate environment as fixed rate bonds typically incur losses as interest rates move higher.

Funds which provide exposure to sub-investment grade debt or alternative parts of the capital structure – such as mezzanine or subordinated debt – could replace part of an investor's allocation to equities.

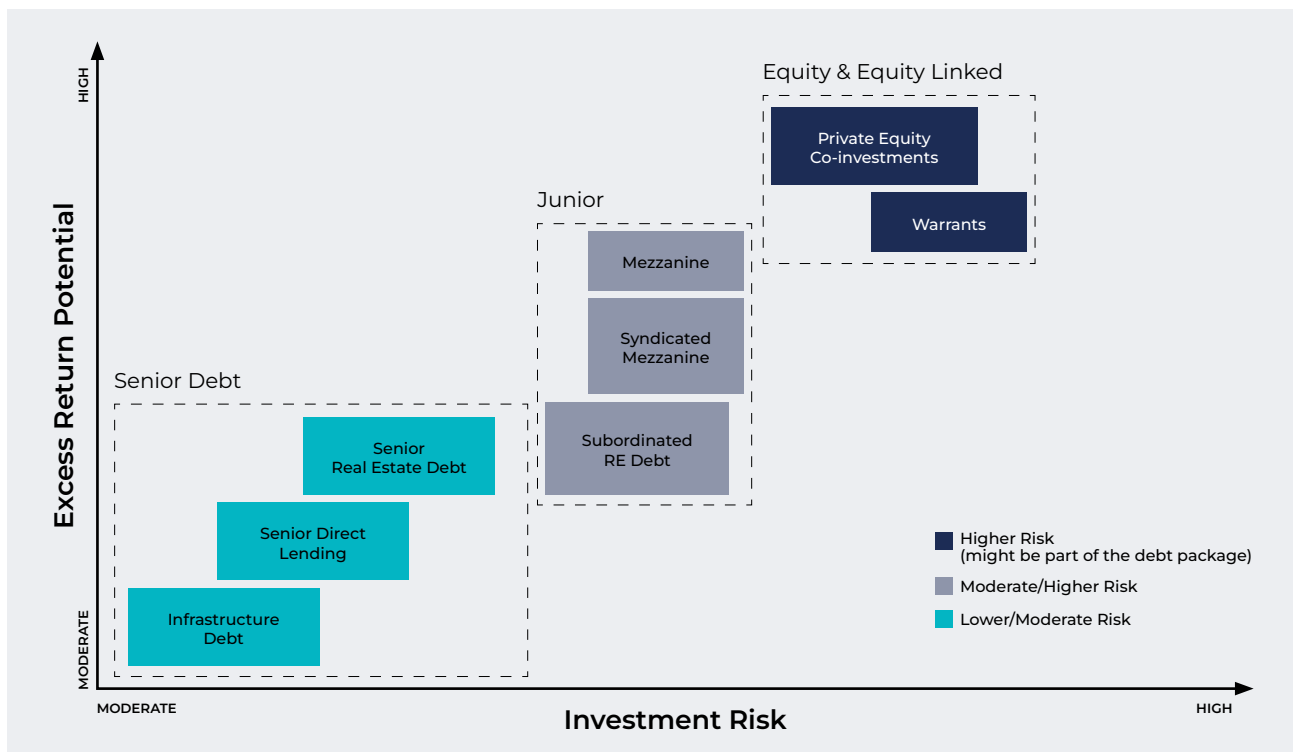
This type of private debt produces similar income to equities and is designed to carry less risk due to its position in the capital structure. It can appeal to people who are uncomfortable with the volatility of the share market.

There has been a distinct shift in Australian investors' preference for private debt as the local industry has matured.

A decade ago, when the sector was in its infancy and understanding of private debt was limited, investors tended to prefer more conservative strategies with a focus on higher investment grade strategies.

Today, a broad cross section of investors has a better grasp of the benefits of the asset class and are increasingly adding higher-risk debt to their portfolios too.

Figure 5. Risk/Return spectrum of multi-asset credit.



Source: Metrics Credit Partners.

## How to Access the Market

One of the best ways for investors to access corporate loans is through a low-cost diversified fund. A well-managed fund reduces risk by investing in a range of sectors, loan types and borrowers with differing credit quality and maturity profiles.

Both listed and unlisted products are on offer. Listed funds offer daily liquidity via on-market trading on the ASX but are exposed to market volatility. Unlisted funds, on the other hand, are not exposed to the daily volatility of the share market but may only allow monthly, or quarterly, redemptions, or redemption via asset run off (as loans in the portfolio are repaid).

It is important to invest with a manager who has the necessary skills and experience to take the steps needed to preserve investor capital and negotiate appropriate pricing with the borrower to deliver optimal returns for investors.

### The key considerations when choosing a private debt manager include:

- ▶ **Size and scale:** Managers need a sizeable team, breadth of market coverage and borrower relationships to achieve proper diversification in private debt portfolios. A larger portfolio of loans, where each exposure represents a small percentage of the total, provides cover against any one loan having an outsized impact on the overall return to investors. The ability to lend larger sums also provides greater negotiating power in relation to loan terms and conditions.
- ▶ **Origination capability:** Check the manager has an in-house origination team to cultivate direct relationships with borrowers to directly negotiate loan terms and conditions.
- ▶ **Risk management capability:** A strong focus on risk management and experience in loan restructuring in the event of a default is essential to preserve investor capital.
- ▶ **Track record of performance:** Seek evidence that a manager has delivered capital stability and regular income payments to investors. It should also be able to demonstrate that it has met its stated investment targets over time.
- ▶ **Diversification:** Managers should maintain diversified portfolios to help spread risk across sectors. Investors should look for portfolios that are diversified across borrowers and ensure the exposure to any individual borrower does not expose their capital to inappropriate concentration of credit risk.

## Why Metrics Credit Partners?

Metrics is a leading Australian non-bank corporate lender and alternative asset manager with approximately A\$35 billion<sup>7</sup> in assets under management, attracting capital from institutions, financial advisors and individuals. It launched its first wholesale fund in 2013 and later pioneered public market access to private debt in Australia.

Its retail products include the Metrics Master Income Trust (ASX:MXT) Metrics Income Opportunities Trust (ASX: MOT) and the Metrics Real Estate Multi-Strategy Fund (ASX: MRE) which are listed on the ASX. It also offers two unlisted funds – the Metrics Direct Income Fund and the Metrics Real Estate Income Fund – and a number of wholesale funds.

Metrics' track record of performance and capital preservation<sup>8</sup> is underpinned by a team of more than 180 investment professionals. It has completed more than A\$45 billion in total financing since inception across more than 1,400 individual loan transactions.<sup>9</sup>

Metrics has a responsibility to act in the best long-term interests of investors in its funds. It believes that ESG issues present both risk and opportunity and can affect the performance of its funds and the long-term, risk-adjusted returns it ultimately delivers to investors. It also acknowledges that, as a fund manager, the main channel through which it can influence the real world is through the entities in which it invests. It is therefore committed to incorporating ESG factors into its investment decision-making process. For more information refer to our [Responsible Investment Policy](#).

Through its dedicated Responsible Investment & Sustainable Finance Team, Metrics is an active member of leading industry initiatives focused on sustainability, including the Principles for Responsible Investment, UN Global Compact Network, Australian Sustainable Finance Institute and Investor Group on Climate Change. Metrics made the Net Zero Asset Managers Commitment in 2021 and in 2022 set near-term emissions reduction targets using the target setting criteria of the Science Based Targets initiative.

<sup>7</sup> Assets under management (AUM) refers to the total AUM across the Metrics group, which includes Metrics Credit Partners Pty Ltd (ABN 27 150 646 996, AFSL 416146) (Metrics Credit Partners) and its affiliated entities. <sup>8</sup> Past performance is not a reliable indicator of future performance. <sup>9</sup> As at 30 September 2025.

## Understanding Private Debt Investing.

Figure 6. Metrics retail investment funds

	METRICS DIRECT INCOME FUND (MANAGED FUND)	METRICS REAL ESTATE INCOME FUND (MANAGED FUND)	METRICS MASTER INCOME TRUST (ASX:MXT)	METRICS INCOME OPPORTUNITIES TRUST (ASX:MOT)	METRICS REAL ESTATE MULTI-STRATEGY FUND (ASX:MRE)
Structure	Unlisted, Open-ended Unit Trust	Unlisted, Open-ended Unit Trust	ASX Listed Investment Trust	ASX Listed Investment Trust	ASX Listed Investment Trust <sup>11</sup>
Inception Date	July 2020	March 2025	October 2017	April 2019	October 2024
Target Net Return <sup>10</sup>	RBA Cash Rate plus 3.25% p.a.	RBA Cash Rate plus 4.00% p.a.	RBA Cash Rate plus 3.25% p.a.	Cash Yield: 7% p.a. with upside gains. Total Return: 8-10% p.a. over 3-5 yrs	Total Return: 10-12% p.a.
Distributions	Monthly	Monthly	Monthly	Monthly	Monthly
Application/Redemptions	Monthly <sup>12</sup> 10 Business Days Notice	Monthly <sup>13</sup> 10 Business Days Notice	Daily <sup>14</sup>	Daily <sup>14</sup>	Daily <sup>14</sup>
Unit Pricing	Daily	Daily	Daily	Daily	Monthly
How to invest	Online via the Metrics website or approved platforms	Online via the Metrics website or approved platforms	Via the ASX	Via the ASX	Via the ASX
Research Ratings*	<b>Highly Recommended</b> Zenith Investment Partners, BondAdviser  <b>Recommended</b> Lonsec  <b>Recommended+</b> Independent Investment Research	<b>Recommended</b> Zenith Investment Partners, BondAdviser, Lonsec	<b>Highly Recommended</b> Zenith Investment Partners, BondAdviser  <b>Recommended</b> Lonsec  <b>Recommended+</b> Independent Investment Research	<b>Recommended</b> Zenith Investment Partners, BondAdviser, Independent Investment Research  <b>Investment Grade</b> Lonsec	<b>Recommended</b> Zenith Investment Partners, Lonsec

Figure 7. Metrics wholesale investment funds

	MCP WHOLESAL INVESTMENTS TRUST	MCP DIVERSIFIED AUSTRALIAN SENIOR LOAN FUND	MCP SECURED PRIVATE DEBT FUND II	MCP REAL ESTATE DEBT FUND	MCP CREDIT TRUST II
Structure	Unlisted, Open-ended Unit Trust	Unlisted, Open-ended Unit Trust	Unlisted, Open-ended Unit Trust	Unlisted, Open-ended Unit Trust	Unlisted, Open-ended Unit Trust
Inception Date	October 2017	June 2013	October 2017	October 2017	July 2025
Target Net Return <sup>10</sup>	RBA Cash Rate plus 3.25% p.a.	90-Day BBSW plus 2.75% – 3.25% p.a.	90-Day BBSW plus 4.0% p.a.	90-Day BBSW plus 5.0% p.a.	Total Return: 11 – 14% p.a. (7% p.a. cash yield)
Distributions	Monthly Cash or DRP	Monthly Cash or DRP	Monthly Cash or DRP	Monthly Cash or DRP	Monthly Cash or DRP
Applications	Monthly	Daily	Monthly	Monthly	Monthly
Redemptions <sup>15</sup>	Monthly 15 Business Days Notice	Quarterly 90 Days Notice	Run-off	Run-off	Run-off
Research Ratings*	<b>Highly Recommended</b> Zenith Investment Partners	<b>Highly Recommended</b> Zenith Investment Partners	<b>Recommended</b> Zenith Investment Partners	<b>Recommended</b> Zenith Investment Partners	<b>Recommended</b> Zenith Investment Partners

<sup>10</sup> This is a target return and may not be achieved. Income payments depend on the success of underlying investments and are at the responsible entity's discretion. <sup>11</sup> The Metrics Real Estate Multi-Strategy Fund is a staple structure comprised of the Metrics Real Estate Multi-Strategy Passive Trust ARSN 679 413 293 (Passive Trust) and the Metrics Real Estate Multi-Strategy Active Trust ARSN 679 413 695 (Active Trust) jointly quoted on the ASX as stapled securities. <sup>12</sup> Where the Fund is liquid, Investors may redeem their Units in the Fund on a monthly basis at the end of each month (Redemption Date) by providing a written redemption request to the Responsible Entity at least 10 Business Days prior to the last Business Day of the month. It is expected that the Responsible Entity will satisfy Redemption Requests within 15 days of the relevant Redemption Date however, under the Constitution the Responsible Entity has up to 180 days from the relevant Redemption Date to pay redeeming Investors their redemption proceeds. <sup>13</sup> Subject to the Fund being liquid, Total redemptions will be limited to 5% of the Fund's net asset value each month unless otherwise determined by the Responsible Entity. If redemptions requests exceed 5% for any month, they will be reduced and processed on a pro rata basis and the remaining portion not processed will be cancelled. <sup>14</sup> Subject to market liquidity. <sup>15</sup> Redemption rights and liquidity arrangements for wholesale funds vary and are subject to the relevant trust deed and offer documentation. Redemptions are not guaranteed and may be limited, deferred, discretionary or managed through run-off, depending on fund terms, asset liquidity and prevailing market conditions.

\* Ratings are subject to [Terms and Conditions](#) and are only one of the factors to be taken into account when making an investment decision.

## Research Rating Disclaimers

### The Zenith Investment Partners

The Zenith Investment Partners (ABN 27 103 132 672, AFS Licence 226872) ("Zenith") rating Metrics Real Estate Income Fund (ETL6345AU assigned 16 September 2025), Metrics Direct Income Fund (EVO2608AU assigned 16 September 2025), Metrics Master Income Trust (MXT assigned 16 September 2025), Metrics Income Opportunities Trust (MOT assigned 16 September 2025), Metrics Credit Partners Diversified Australian Senior Loan Fund (PER0746AU assigned 16 September 2025), MCP Wholesale Investments Trust (TCA3906AU assigned 16 September 2025), MCP Secured Private Debt Fund II (PER7240AU assigned 16 September 2025), MCP Real Estate Debt Fund (PER7697AU assigned 16 September 2025), MCP Credit Trust II (PER4266AU assigned 9 December 2025), Metrics Real Estate Multi-Strategy Fund (MRE assigned 30 September 2025) referred to in this piece is limited to "General Advice" (s766B Corporations Act 2001) for Wholesale clients only. This advice has been prepared without taking into account the objectives, financial situation or needs of any individual, including target markets of financial products, where applicable, and is subject to change at any time without prior notice. It is not a specific recommendation to purchase, sell or hold the relevant product(s). Investors should seek independent financial advice before making an investment decision and should consider the appropriateness of this advice in light of their own objectives, financial situation and needs. Investors should obtain a copy of, and consider the PDS or offer document before making any decision and refer to the full Zenith Product Assessment available on the Zenith website. Past performance is not an indication of future performance. Zenith usually charges the product issuer, fund manager or related party to conduct Product Assessments. Full details regarding Zenith's methodology, ratings definitions and regulatory compliance are available on our Product Assessments and at [Fund Research Regulatory Guidelines](#).

### BondAdviser

For all important information regarding BondAdviser Product Assessments please see the final page of the BondAdviser Fund Report or visit [bondadviser.com.au](#)

### Lonsec

The reports that included the ratings were published by Lonsec Research Pty Ltd ABN 11 151 658 561 AFSL 421 445 (Lonsec) for ETL6345AU, EVO2608AU, MXT and MOT on 08/09/2025 and MRE on 24/09/2025. Lonsec receives a fee from fund managers for the preparation of reports. The report / rating is general advice only. An investor should be aware that: a) the advice has been prepared without taking into account an investors' objectives, financial situation or needs; b) an investor should consider the appropriateness of the advice having regard to their own objectives, financial situation or needs before acting on the advice; and c) an investor should obtain a PDS relating to the product, consider the PDS and seek independent financial advice before making any decision about whether to acquire the product. The rating is not a recommendation to purchase, sell or hold any product. Past performance is not a reliable indicator of future Performance. Ratings are prepared based on information available at the time of preparation and may be subject to change by Lonsec without notice. Visit [lonsec.com.au](#) for important documents (FSG, Conflicts Statement). © 2026 Lonsec. All rights reserved.

### Independent Investment Research

This research rating requires to be read with the full research report that can be found on the investment manager's website (or upon request) together with our full disclaimer that is found on the front cover of our research note. We require readers of our research note to obtain advice from their wealth manager before making any decisions with respect to the recommendation on this note. The note is not general advice, just financial information without having regard to the financial circumstances of the reader.

## For more information

If you would like to learn more about Metrics or our funds, contact us on the details below.

1300 010 311 | [invest@metrics.com.au](mailto:invest@metrics.com.au) | [metrics.com.au](#)



## Follow Metrics on LinkedIn

For the latest business updates, news and private market insights.

---

## Responsible Entity

The Trust Company (RE Services) Limited ABN 45 003 278 831 AFSL 235 150 is the responsible entity of the Metrics Income Opportunities Trust, Metrics Master Income Trust, and the Metrics Real Estate Multi- Strategy Fund, a stapled structure consisting of the Metrics Real Estate Multi-Strategy Passive Trust ARSN 679 413 293 (Passive Trust) and the Metrics Real Estate Multi-Strategy Active Trust ARSN 679 413 695 (Active Trust). Perpetual Trust Services Limited ABN 48 000 142 049 AFSL 236648 is the Trustee of Metrics Credit Partners Diversified Australian Senior Loan Fund, MCP Credit Trust II, MCP Real Estate Debt Fund, and MCP Secured Private Debt Fund II. The Trust Company Limited ACN 004 027 749 AFSL 235148 is the Trustee of MCP Wholesale Investments Trust. Equity Trustees Limited (Equity Trustees) ABN 46 004 031 298 | AFSL 240975, is the Responsible Entity for the Metrics Direct Income Fund and the Metrics Real Estate Income Fund (The Funds). Equity Trustees is a subsidiary of EQT Holdings Limited (ABN 22 607 797 615), a publicly listed company on the Australian Securities Exchange (ASX: EQT).

This content has been prepared by Metrics Credit Partners Pty Ltd ABN 27 150 646 996 AFSL 416 146 (Metrics), the investment manager of the Trusts and Funds. For further information on the Trusts and Funds please refer to the relevant Product Disclosure Statement (PDS) and Target Market Determination available at [metrics.com.au](https://metrics.com.au)

## Investment Risk

An investment in the Trusts and Fund is subject to risk. It is not a deposit with, nor does it represent a liability of the trustee or responsible entity of such Funds (the "Trustee"), Metrics or any other person. None of the Trustee of the Funds, Metrics, its related bodies corporate or any other person guarantees the capital value or performance of the investment of the Funds or guarantees any particular return from the Funds, increase in the value of any amount invested in the Funds or repayment of any amount invested in the Funds.

## Responsibility for Information

Metrics has prepared this document from sources it believes to be correct and based on the information available to it and the facts and circumstances in existence as at the date of this document. Neither Metrics, The Trust Company, EQT, nor any of their related entities, associates, officers, employees or agents make any representation or warranty, express or implied as to or assume any responsibility or liability for the authenticity, origin, validity, accuracy or completeness of any information, statement or opinion contained in this document or in any accompanying, previous or subsequent material or presentation. To the maximum extent permitted by law, Metrics, The Trust Company, EQT, and each of their related entities, associates, officers, employees or agents disclaims all and any responsibility or liability for any loss or damage which may be suffered by any person relying upon any information contained in, or any omissions from, this document.

## Reliance on Information

Information provided in respect of the Metrics Master Income Trust (MXT) and the Metrics Income Opportunities Trust (MOT) and the Metrics Real Estate Multi-Strategy Fund are issued by The Trust Company (RE Services ) Limited. Information provided in respect of the Metrics Direct Income Fund and the Metrics Real Estate Income Fund are issued by Equity Trustees (EQT). All information in respect of the Trusts and Fund has been prepared to provide you with general information only. In preparing this information, The Trust Company and EQT did not take into account the investment objectives, financial situation or particular needs of any particular person. It is not intended to take the place of professional advice and you should not take action on specific issues in reliance on this information. Neither The Trust Company, EQT, Metrics nor any of their related parties, their employees or directors, provide any warranty of currency, accuracy, completeness or reliability in relation to such information or accept any liability to any person who relies on it. Neither The Trust Company, EQT nor Metrics guarantees repayment of capital or any particular rate of return from the Funds. Always consult a licensed and trustworthy professional before making a financial, taxation or legal decision.





Level 16, 1 Martin Place, Sydney NSW 2000  
GPO Box 3491 Sydney NSW 2001

[metrics.com.au](https://metrics.com.au)