Pacific Titan

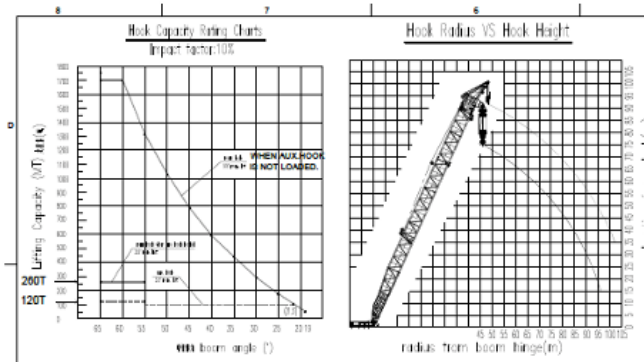

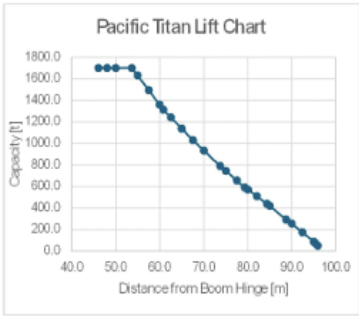

LIFT CAPACITY CHART

Distance from Boom Pin [m]	Boom Angle	Capacity [t]	Hook Height Above Deck [m]	Hook Height Above Water [m]
46.1	65.0	1700.0	74.9	77.9
48.0	63.8	1700.0	73.9	76.9
50.0	62.4	1700.0	72.9	75.9
53.7	60.0	1700.0	70.6	73.6
55.0	59.1	1630.2	69.8	72.8
57.5	57.4	1494.8	68.0	71.0
60.0	55.6	1359.3	66.3	69.3
60.8	55.0	1312.8	65.6	68.6
62.5	53.8	1242.0	64.3	67.3
65.0	51.9	1136.9	62.3	65.3
67.5	50.0	1029.1	60.0	63.0
70.0	48.0	933.2	57.7	60.7
73.7	45.0	789.3	53.8	56.8
75.0	43.9	745.5	52.4	55.4
77.5	41.7	655.9	49.4	52.4
79.3	40.0	590.8	47.1	50.1
80.0	39.4	572.1	46.3	49.3
82.0	37.4	510.8	43.5	46.5
84.3	35.0	439.3	40.0	43.0
85.0	34.3	418.8	39.0	42.0
88.7	30.0	292.9	32.4	35.4
90.0	28.4	255.1	30.0	33.0
92.4	25.0	175.0	24.5	27.5
95.0	20.8	87.6	17.7	20.7
95.4	20.0	70.9	16.3	19.3
95.9	19.0	50.0	14.6	17.6

From Hook Capacity Rating vs Boom Angle Chart*

Interpolation from above chart**

Interpolation from combination of above capacities

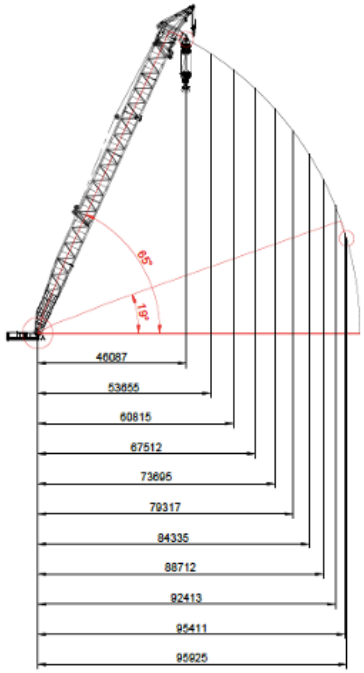

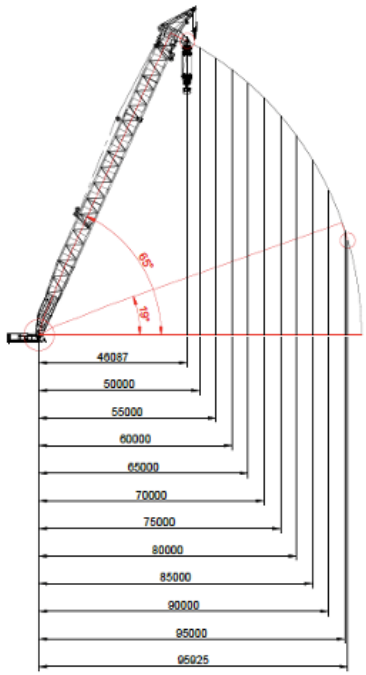

*DISTANCES FROM BOOM HINGE FROM SPECIFIED BOOM ANGLES

**BOOM ANGLES FROM SPECIFIED DISTANCES FROM BOOM HINGE

Stor Kran

AS NOTED