



# VINOHRADSKÁ 67

S T A  
N D A  
R D S



## HARDWOOD FLOORING



### Hardwood flooring FREVINI MONACO

**Type** Moderno - oil collection

**Dimensions** Plank 120x650mm

**Installation** Glued-down



## INTERIOR DOORS



### GLASS HINGED DOORS

*From the hallway to the main living area*

<b>Type</b>	Steel-framed glass doors
<b>Design</b>	Textured glass combined with clear glass
<b>Dimensions</b>	900x2800mm 800x2800mm



### INTERIOR DOORS

*Rooms, bathrooms, etc.*

<b>Type</b>	Recessed panel wood doors with profiling and architrave frame
<b>Design</b>	White matte lacquer
<b>Dimensions</b>	700x2350mm (1st - 6th floor) 800x2350mm (2nd - 6th floor)



### CONCEALED FRAME DOORS

*From the hallway to the bathroom and toilet*

<b>Type</b>	Smooth wood doors
<b>Design</b>	White matte lacquer
<b>Dimensions</b>	700x2350mm (2nd and 5th floor)

## INTERIOR DOORS



### GLASS HINGED DOORS WITH FIXED PANEL

*From the hallway to the main living area*

<b>Type</b>	Steel-framed glass doors
<b>Design</b>	Textured glass combined with clear glass
<b>Dimensions</b>	1200x2800mm



### INTERIOR ARCHED GLASS DOORS

*From the main living area to the bedroom*

<b>Type</b>	Steel-framed glass doors
<b>Design</b>	Textured glass combined with clear glass
<b>Dimensions</b>	2960x2060mm (2nd floor)



**FORMANI basics  
DOOR HANDLE**  
*Escutcheon rosette  
in stainless steel*



**FORMANI Basics  
PULL HANDLE**  
*White finish*

## ELECTRICAL FITTINGS



**JUNG, LS 990**  
*White Glossy / Black Matte*

## LIGHTING



**McLED TORO R9**  
Kitchen, hallway, bathroom, storage, WC.  
Other rooms: outlet only.


*Recessed spotlights in white.*

## CLIMATE CONTROL UNITS



**Wall-mounted indoor climate unit**  
*Wall-mounted indoor unit in white.*

## FORCED VENTILATION SYSTEM



**Ventilation grille in the suspended ceiling**



#### PERIMETER MOLDING

*Installed throughout.*

**Type** Cubica 95 mm

**Design** White laque



#### DECORATIVE CEILING MOLDINGS

*From the 1st floor - in living areas and bedrooms.*

**Type** Orac decor, C321

**Design** White color

**Dimensions** 2000x100x50mm

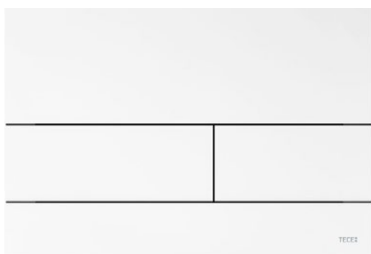


**HEATED TOWEL RAIL**  
*PMH Rosendal*  
*Chrome*



**RADIATOR**  
*Zehnder Charleston*  
*White color*





**FLUSH PLATE**  
TECE square II  
Matte white



**HAND BASIN**  
LAUFEN KARTELL  
450x350mm  
Wall-mounted  
Glossy white



**TOILET**  
LAUFEN KARTELL  
Wall-mounted  
Glossy white



**HAND BASIN**  
LAUFEN KARTELL  
460x280mm  
Wall-mounted  
Glossy white



**HAND BASIN**  
LAUFEN KARTELL  
600x460mm  
Wall-mounted  
Glossy white

Matt gun  
metal PVD

Chrom



**BASIN FAUCET**  
FANTINI MILANO  
Deck-Mounted Faucet  
Chrome/ PVD Finish



**SHOWER FAUCET**  
FANTINI MILANO  
Concealed Faucet  
Chrome/ PVD Finish



**BIDET FAUCET**  
FANTINI CRS  
Concealed Faucet  
Chrome/ PVD Finish



**SHOWER HEAD**  
FANTINI MILANO  
Wall-Mounted Shower Head  
Chrome/ PVD Finish


### CERAMIC TILE

On the floors: 2NP, 3NP, 4NP

**Type** EMIL CERAMICA - TOTALLOOK

**Design** Antracite

**Dimensions** 60x240mm



### CERAMIC WALL AND FLOOR TILE

On the floors: 2NP, 3NP, 4NP

**Type** EMIL CERAMICA - PIGMENTO

**Design** Antracite

**Dimensions** 800x800mm

### CERAMIC TILE

On the floors: 2PP, 1PP, 1NP, 5NP, 6NP

**Type** EMIL CERAMICA - TOTALLOOK

**Design** Grigio

**Dimensions** 60x240mm



### CERAMIC WALL AND FLOOR TILE

On the floors: 2PP, 1PP, 1NP, 5NP, 6NP

**Type** EMIL CERAMICA - PIGMENTO

**Design** Grigio basalto

**Dimensions** 800x800mm



# VINOHRADSKÅ 67

[Vinohradska67.com](http://Vinohradska67.com)

