

MAY 2026

# Product and Rate Guide

INCLUDING:



Residential products



Commercial products



Self Managed Super Fund (SMSF) products



Rates that are easy to love  
For new business, effective 6 May 2026



Interest rates and product features are current at the date of publication and may change from time to time. For distribution to Connective Complete Accredited Introducers only. **Not to be distributed to borrowers.** All loan applications are subject to Connective Complete's lending criteria and lending policy which may be amended from time to time without notice. The Target Market Determination for Connective Complete residential products can be found on our website. Fees, charges and conditions apply. For more information contact Connective Complete on 1300 425 913 or [sales@connectivecomplete.com.au](mailto:sales@connectivecomplete.com.au) | RedZed Lending Solutions Pty Ltd | ABN 31 123 588 527 | Australian Credit Licence 311128  
iRED12619\_PG\_CC\_0605 V3



Connective Complete

# Interest Rate Summary



# 'Easy to Love Rates' extended until further notice



## RESIDENTIAL PRIME



Prime

## RESIDENTIAL SPECIALIST



Near Prime



Specialist

## COMMERCIAL



Commercial



Commercial Specialist

## SMSF

Select pricing based on the following loan parameters:

Fund Only pricing applies:

- For regular verified fund contributions over the most recent 12 months

Lump Sum or Proposed Additional Member Contributions pricing applies:

- For self-employed members, where lump sum contributions made in the last 90 days exceed 50% of total contributions over the last 12 months.

The entire contribution over this period (including lump sum) may be used in assessment. If these contributions are used for assessment as ongoing income or to complete the purchase, additional verification may be required.

- For PAYG applicants, lump sum SMSF contributions (excluding employer contributions/salary sacrifice) that are required for servicing or purchase completion may also require verification to confirm ongoing affordability.

- For all loans reliant on proposed additional member contributions (additional verification may be required)

### Residential SMSF

### Commercial SMSF

Fund Only

Lump Sum or Additional Contributions

Fund Only

Lump Sum or Additional Contributions

FULL & ALT DOC	OWNER OCCUPIED
≤60% LVR	6.92%
≤65% LVR	6.92%
≤70% LVR	6.92%
≤75% LVR	6.92% #
≤80% LVR	6.92% #

OWNER OCCUPIED	
7.45%	8.69%
7.45%	8.69%
7.50%	8.69%
7.50%	9.04%
7.70%	9.24%

OWNER OCCUPIED	
8.55%	9.05%
8.74%	9.30%
8.89%	9.30%
9.14%	9.59%
9.74%	10.09%

FULL & ALT DOC	OWNER OCCUPIED + INTEREST ONLY^
≤60% LVR	6.92%
≤65% LVR	6.92%
≤70% LVR	6.92%
≤75% LVR	
≤80% LVR	

OWNER OCCUPIED + INTEREST ONLY^	
7.65%	8.89%
7.65%	8.89%
7.70%	8.89%

OWNER OCCUPIED + INTEREST ONLY^	
8.55%	9.25%
8.74%	9.50%
8.89%	9.50%
9.14%	9.79%
9.74%	10.29%

FULL & ALT DOC	INVESTMENT*
≤60% LVR	7.12%
≤65% LVR	7.12%
≤70% LVR	7.12%
≤75% LVR	7.12% #
≤80% LVR	7.12% #

INVESTMENT*	
7.65%	8.89%
7.65%	8.89%
7.70%	8.89%
7.70%	9.24%
7.90%	9.44%

INVESTMENT*	
8.55%	9.05%
8.74%	9.30%
8.89%	9.30%
9.14%	9.59%
9.74%	10.09%

INVESTMENT*	
7.10%	7.45%
7.10%	7.45%
7.10%	7.45%
7.40%	7.75%
7.40%	7.75%

INVESTMENT*	
7.65%	8.00%
7.65%	8.00%
7.65%	8.00%
7.95%	8.30%

FULL & ALT DOC	INVESTMENT* + INTEREST ONLY
≤60% LVR	7.12%
≤65% LVR	7.12%
≤70% LVR	7.12%
≤75% LVR	7.12% #
≤80% LVR	7.12% #

INVESTMENT* + INTEREST ONLY	
7.85%	9.09%
7.85%	9.09%
7.90%	9.09%
7.90%	9.44%
8.10%	9.64%

INVESTMENT* + INTEREST ONLY	
8.55%	9.25%
8.74%	9.50%
8.89%	9.50%
9.14%	9.79%
9.74%	10.29%

INVESTMENT* + INTEREST ONLY	
7.10%	7.45%
7.10%	7.45%
7.10%	7.45%
7.40%	7.75%
7.40%	7.75%

INVESTMENT* + INTEREST ONLY	
7.65%	8.00%
7.65%	8.00%
7.65%	8.00%
7.95%	8.30%

FOR PRIME ONLY: 0.15% loading for loans >\$2M.

\*Investment rate applies where the security consists solely of investment properties (not loan purpose)

^Residential Owner Occupied Interest Only, max LVR 70% and max 2 years

Interest rates and product features are current at the date of publication and may change from time to time. For distribution to Connective Complete Accredited Introducers only. Not to be distributed to borrowers. All loan applications are subject to Connective Complete's lending criteria and lending policy which may be amended from time to time without notice. The Target Market Determination for Connective Complete residential products can be found on our website. Fees, charges and conditions apply. For more information contact Connective Complete on 1300 425 913 or sales@connectivecomplete.com.au | RedZed Lending Solutions Pty Ltd | ABN 31 123 588 527 | Australian Credit Licence 311128

IRE12619\_PG\_CC\_0605 V3

# Fee Summary

## RISK OR APPLICATION FEE

	RESIDENTIAL PRIME	RESIDENTIAL SPECIALIST				COMMERCIAL				SMSF	
	★ Prime	🏆 Near Prime	🔌 Specialist		⚙️ Commercial	🔌 Commercial Specialist			👤 Residential SMSF	🏠 Commercial SMSF	
	FULL + ALT DOC	FULL DOC	ALT DOC	FULL DOC	ALT DOC	FULL DOC	ALT DOC	FULL DOC	ALT DOC	FULL + ALT DOC	
≤70% LVR	Nil	Nil	Nil	0.75%	0.75%	0.35%	0.50%	0.50%	0.65%	Nil	0.50%
≤75% LVR	Nil	0.35%	0.50%	0.75%	1.00%	0.35%	0.50%	0.50%	0.65%	Nil	0.50%
≤80% LVR	Nil	0.35%	0.50%	0.75%	1.00%	1.00%	1.00%	1.00%	1.25%	Nil	

## ORIGINATION FEES

	RESIDENTIAL PRIME	RESIDENTIAL SPECIALIST		COMMERCIAL		SMSF	
	★ Prime	🏆 Near Prime	🔌 Specialist	⚙️ Commercial	🔌 Commercial Specialist	👤 Residential SMSF	🏠 Commercial SMSF
<b>Establishment Fee</b> Payable at settlement & includes one standard security appraisal of a property ≤\$2M. (*Fee waived if Security Appraisal Fee is payable for non-standard security appraisals, or properties >\$2M )	\$399	\$399	\$399	Nil	Nil	\$399	Refer to table above
<b>Security Appraisal Fee</b> Payable upfront for non-standard security appraisals or properties > \$2M. (^Refer to the <a href="#">Fee Schedule</a> for further breakdown).	From \$380^	From \$380^	From \$380^	From \$1711^	From \$1711^	From \$380^	From \$1711^
<b>Settlement Fee</b>	\$500	\$975	\$975	Nil	Nil	\$500	\$975
<b>Legal and Administration Fee</b>	\$500	\$895	\$895	From \$995	From \$995	\$1,500	\$1,500
<b>Split loan Fee</b>	\$350	\$350	\$350	\$350	\$350	N/A	N/A
<b>Guarantor Fee</b> (applied per application)	\$250	\$250	\$250	\$250	\$250	\$250	\$250
<b>Trust Fee</b> (applied per Trust)	\$250	\$250	\$250	\$250	\$250	Nil	Nil
<b>Account Management Fee</b> (per month per loan split)	\$25	\$25	\$25	Nil	Nil	\$25	\$25
<b>Account Management Fee</b> (based on original loan amount & charged annually in advance)				0.10%	0.10%		
<b>Title Insurance Fee</b>				From \$400	From \$400		
<b>Early Termination Fee</b> (2% of the original loan amount if discharged inside 36 months)				✓	✓		

**TOP UP APPLICATIONS** Residential and commercial (excludes SMSF) - All standard product origination fees apply to top up loans, refer to [Fee Schedule](#). Commission applies to additional top up loan amount only.

# Residential Prime Loan Products



## PRODUCT COMPARISON

### Prime Residential Range

Credit Criteria / Policy Guide	★ Prime
<b>Non financial defaults &lt; \$500</b>	✓
<b>Other Defaults</b> (ie. >\$500 or financial defaults)	✗
<b>Court actions</b>	Acceptance of court actions against non-borrowing business entity where action dismissed
<b>Bankruptcy &amp; bankruptcy - part IX/X</b>	Considered if no evidence on credit report
<b>ATO debts</b> (accepted when cleared in full from loan proceeds or prior to settlement)	✓
<b>ATO defaults</b>	✗
<b>Mortgage arrears</b>	Paid in full ≤ 7 days after due date
<b>Mortgage conduct verification</b>	We require the most recent 6 month's statements for mortgages to be refinanced. For all other mortgages held, the most recent month statement
<b>Unsecured debt arrears</b>	Late 7 days
<b>Unsecured debt verification</b>	We require the most recent statement for all facilities to be refinanced or retained. More may be required to prove benefit/suitability (NCCP)
<b>Minimum ABN registered</b> (GST registration where required)	24 months
<b>Maximum loan / LVR %</b> (minimum loan \$100K)	\$2.5M @ 70% LVR   \$2M @ 80% LVR
<b>Risk fee capitalisation</b> (cannot exceed maximum loan size or LVR)	✓
<b>Cash out</b> (refer to the Policy and Procedures Guide for conditions)	≤80% LVR up to \$1.5M
<b>Business purpose</b>	✓
<b>Security Criteria &amp; Locations</b> (refer to the Lender's location guide link on page 8)	
<b>Vacant land</b> (excludes those with time to build covenants)	✓ Category 1 only   max 1 acre/4000sqm   max ≤ 75% LVR   max loan \$750K
<b>Land with dwelling</b> (residential or rural residential zoning only, maximum land size)	25 acres (10 hectares)
<b>Apartments and units</b> (Minimum 40m <sup>2</sup> limited to max 60% LVR, ≥ 50m <sup>2</sup> normal lending and building complex density criteria. Exposure may vary and is limited to 4 apartments or 25% of a building complex. Apartment size is living area only and excludes balconies and car spaces) <ul style="list-style-type: none"> <li>• Low density ≤ 15 dwellings</li> <li>• Medium density &gt; 15 but ≤ 30 dwellings</li> <li>• High density &gt; 30 dwellings (Cat 1 &amp; 2 locations only)</li> </ul>	✓ Maximum 80% Maximum 80% Maximum 80% @ \$1M   75% @ \$1.5M   70% @ \$2M
<b>Development aspect</b> (refer to the Policy and Procedures Guide)	✓
<b>Location category 01</b> (variable LVR applies)	✓
<b>Location category 02</b> (variable LVR applies)	✓ (excludes vacant land)
<b>Location category 03</b> (maximum LVR 75% maximum loan size \$750K)	✗
<b>Refer locations</b> (maximum LVR 70%, maximum loan size \$750K)	✗

Interest rates and product features are current at the date of publication and may change from time to time. For distribution to Connective Complete Accredited Introducers only. Not to be distributed to borrowers. All loan applications are subject to Connective Complete's lending criteria and lending policy which may be amended from time to time without notice. The Target Market Determination for Connective Complete residential products can be found on our website. Fees, charges and conditions apply. For more information contact Connective Complete on 1300 425 913 or sales@connectivecomplete.com.au | RedZed Lending Solutions Pty Ltd | ABN 31 123 588 527 | Australian Credit Licence 311128

# Residential Specialist Loan Products



## PRODUCT COMPARISON

## Specialist Residential Range

Credit Criteria / Policy Guide	Near Prime	Specialist
<b>Defaults accepted</b>	All ≤ \$2000 All ≥ 24 months < 24 months paid up to \$3000 aggregate	All ≤ \$3000 All ≥ 24 months 3 individual defaults up to \$5000 each < 24 months
<b>Unpaid defaults</b>	Unpaid defaults ≤ \$3000 do not require payment prior, or at settlement for all Specialist Residential products	
<b>Court actions</b> (against non-borrowing business entity)	≤ \$20,000 (paid)	≤ \$100,000 (paid/unpaid)
<b>Bankruptcy &amp; bankruptcy - part IX/X</b>	Discharged > 2 yrs & no adverse credit report listings since bankruptcy	Discharged ≤ 2 years & no adverse credit report listings since bankruptcy
<b>ATO defaults</b> (\$unlimited)	Paid in full at settlement	Paid in full at settlement, or if residual with ATO payment plan, contact BDM.
<b>ATO debts</b>	Accepted when paid in full from either loan proceeds or prior to settlement. Any amount not paid in full contact your BDM	
<b>Mortgage arrears</b> (cumulative position within last 6 months)	Late payments ≤ 1 full payment in arrears	Late payments > 1 and ≤ 2 full payments in arrears
<b>Mortgage conduct verification</b>	We require the most recent 6 month's statements for mortgages to be refinanced. For all other mortgages held, the most recent month statement	
<b>Unsecured debt arrears</b> (must be paid before or at settlement)	≤ 30 days	✓
<b>Minimum ABN registered</b> (GST registration where required)	12 months 6 months- must have same industry experience > 2 years	12 months 6 months- must have same industry experience > 1 but < 2 years
<b>Maximum loan / LVR %</b> (minimum loan \$100K)	\$2.5M @ 65% LVR   \$2.25M @ 70% LVR \$2M @ 75% LVR   \$1.75M @ 80% LVR	\$1.75M @ 80% LVR
<b>Risk fee capitalisation</b> (cannot exceed maximum loan size or LVR)	✓	✓
<b>Cash out</b> (refer to the Policy and Procedures Guide for conditions)	≤80% LVR unlimited	≤80% LVR unlimited
<b>Business purpose</b>	✓	✓
<b>Security Criteria &amp; Locations</b> (refer to the location guide link on page 8)		
<b>Vacant land</b> (no construction available)	Category 1 only   max 1 acre   max LVR 80%   max \$750K Category 1 only   max 2.5 acres   max LVR 75%   max loan \$1.25M	Category 1 and 2   max 5 acres   max LVR 80%   max loan \$1M Category 1 and 2   max 5 acres   LVR 70%   max loan \$1.5M
<b>Land with dwelling</b> (residential or rural residential zoning only, maximum land size)	25 acres	25 acres
<b>Apartments and units</b> (Minimum 40m <sup>2</sup> limited to max 60% LVR, ≥ 50m <sup>2</sup> normal lending and building complex density criteria. Exposure may vary and is limited to 4 apartments or 25% of a building complex. Apartment size is living area only and excludes balconies and car spaces)	✓	✓
<ul style="list-style-type: none"> <li>Low density ≤ 15 dwellings</li> <li>Medium density &gt; 15 but ≤ 30 dwellings</li> <li>High density &gt; 30 dwellings (Cat 1 &amp; 2 locations only)</li> </ul>	Maximum 80% Maximum 80% Maximum 80% @ \$1M   75% @ \$1.5M   70% @ \$2M	Maximum 80% Maximum 80% Maximum 80% @ \$1M   75% @ \$1.5M   70% @ \$1.75M
<b>Development aspect</b> (refer to the Policy and Procedures Guide)	✓	✓
<b>Location category 01</b> (variable LVR applies)	✓	✓
<b>Location category 02</b> (maximum LVR 80%)	✓	✓
<b>Location category 03</b> (maximum LVR 75% maximum loan size \$750K)	✓	✓
<b>Refer locations</b> (maximum LVR 70%, maximum loan size \$750K)	✓	✓



Interest rates and product features are current at the date of publication and may change from time to time. For distribution to Connective Complete Accredited Introducers only. Not to be distributed to borrowers. All loan applications are subject to Connective Complete's lending criteria and lending policy which may be amended from time to time without notice. The Target Market Determination for Connective Complete residential products can be found on our website. Fees, charges and conditions apply. For more information contact Connective Complete on 1300 425 913 or sales@connectivecomplete.com.au | RedZed Lending Solutions Pty Ltd | ABN 31 123 588 527 | Australian Credit Licence 311128

# Commercial Loan Products



## PRODUCT COMPARISON

### Credit Criteria



	 Commercial	 Commercial Specialist
<b>Defaults accepted</b>	All < \$2,000	All ≤\$3000   All ≥24 months   3 individual defaults up to \$5000 each <24 months   Defaults <24 months & ≥\$5000 contact BDM
<b>Unpaid defaults</b>	Unpaid defaults <\$3,000 do not require payment	
<b>Court actions</b> (against non-borrowing business entity)	Where action dismissed	≤\$100,000 (paid or unpaid)
<b>Bankruptcy &amp; bankruptcy - part IX/X</b>	Considered if no evidence on credit report	Discharged >1 year and no additional adverse credit report listings since bankruptcy
<b>ATO debts</b>	Accepted when cleared in full from loan proceeds or prior to settlement. Any amount not paid in full contact your BDM	
<b>ATO defaults</b> (\$unlimited)	Accepted when paid in full from either loan proceeds or prior to settlement	Paid in full at settlement, or if residual with ATO payment plan contact BDM.
<b>Mortgage arrears</b> (within last 6 months)	Late repayments < 7 days	Late repayments < 30 days
<b>Unsecured debt arrears</b> (Must be paid before or at settlement)	≤7 days	✓
<b>Full Doc, Alt Doc &amp; Lease Doc income options</b>	✓	✓
<b>ABN registered</b> (GST registration where required)	12 months	12 months
<b>Maximum loan</b> (minimum loan \$150K)	\$2M @ 80% LVR   \$3M @ 75% LVR   \$4M @ 70% LVR	\$1.5M @ 80% LVR   \$2M @ 75% LVR
<b>Loan terms</b>	Maximum - 30 Years   Minimum - 15 Years	Maximum - 30 Years   Minimum - 15 Years
<b>Interest only</b>	5 years	5 years
<b>Security locations</b> (some restrictions apply, refer to the Lender's location guide link on page 8)	Category 1 & 2	Category 1 & 2
<b>Annual reviews</b>	✗	✗
<b>Unregulated loans only</b>	✓	✓
<b>Loan to Valuation Ratio</b> (Available LVR may vary based on individual property and loan characteristics)	Category 1 up to 80%   Category 2 up to 65% (Northern Territory Cat 1 & 2 up to 65%)	
<b>Cash out</b> (Refer to the Policy and Procedure Guide for amounts >\$1M.)	≤70% LVR up to \$2M   >70% & ≤75% LVR up to \$1.5M >75% LVR up to \$500K (Contact your BDM for amounts outside these guidelines)	≤75% LVR up to \$1.5M   >75% LVR up to \$1M (Contact your BDM for amounts outside these guidelines)
<b>Business purposes</b>	✓	✓
<b>Security Guide</b>		
<b>Retail shops, industrial units, factories, warehouses, workshops, medical &amp; professional suites</b>	✓	✓
<b>Offices</b> (strata office indicative max 65% LVR)	✓	✓
<b>Boarding houses</b> (max 65% LVR) , <b>childcare centres</b> (max 50% LVR)	✓	✓
<b>Multiple residential securities on one title or in the same complex</b>	✓	✓
<b>Mixed residential &amp; commercial use</b>	✓	✓
<b>Vacant land - additional security</b> (as additional security only, cannot be > 50% of total security value, Cat 1 locations, max 2 acres)	✓	✓
<b>Vacant land - sole security</b> (stand alone - Cat 1 location, max one acre, max 65% LVR, max \$1M)	✗	✓
<b>Specialised securities, non-standard properties &amp; securities with specialised fit out or features</b>	✗	✗
<b>Development aspect / sites / construction</b>	✗	✗

Interest rates and product features are current at the date of publication and may change from time to time. For distribution to Connective Complete Accredited Introducers only. Not to be distributed to borrowers. All loan applications are subject to Connective Complete's lending criteria and lending policy which may be amended from time to time without notice. The Target Market Determination for Connective Complete residential products can be found on our website. Fees, charges and conditions apply. For more information contact Connective Complete on 1300 425 913 or sales@connectivecomplete.com.au | RedZed Lending Solutions Pty Ltd | ABN 31 123 588 527 | Australian Credit Licence 311128

# SMSF Loan Products

## PRODUCT COMPARISON

### Credit Criteria / Policy Guide

	 Residential SMSF	 Commercial SMSF
<b>Maximum loan / LVR %</b> (minimum loan \$100K)	Up to \$2M @ 70%   \$1.75M @ 75%   \$1.5M @ 80%	Up to \$3M @ 70%   \$2.5M @ 75%
<b>Maximum loan LVR % by location</b>	Cat 1 & 2 up to 80%   Cat 3 75% max \$750K	Cat 1 up to 75%   Cat 2 up to 65%
<b>Loan term</b> (minimum / maximum)	15 / 30 years	15 / 30 years
<b>Interest only term option</b>	1 - 5 years	1 - 5 years
<b>Loan repayment frequency</b>	Monthly, fortnightly or weekly (Interest only monthly only)	Monthly, fortnightly or weekly (Interest only monthly only)
<b>Additional repayments</b>	✓	✓
<b>Minimum ABN registration</b>	1 Day SMSF & Bare Trust (Min 2 years ABN for members business)	1 Day SMSF & Bare Trust (Min 2 years ABN for members business)
<b>Maximum number of SMSF members</b> (1 member must be in accumulation phase)	4 (Guarantee required from all SMSF members > 18 years of age)	4 (Guarantee required from all SMSF members > 18 years of age)
<b>Acceptable SMSF structure</b>	Corporate trustee only	Corporate trustee only
<b>Loan purpose</b>	Purchase / Refinance existing SMSF Loan	Purchase / Refinance existing SMSF Loan
<b>Loan servicing options</b> (for additional details and requirements, refer to the <a href="#">Policy and Procedures Guide</a> )	1. Fund only 2. Fund + proposed additional Full Doc contributions for PAYG & self-employed members 3. Fund + proposed additional Alt Doc contributions for self-employed members	1. Fund only 2. Fund + proposed additional Full Doc contributions for PAYG & self-employed members 3. Fund + proposed additional Alt Doc contributions for self-employed members
<b>Minimum SMSF liquid asset position</b> (post settlement)	3 months repayments for all debts in the SMSF	3 months repayments for all debts in the SMSF, OR 6 months repayments for all debts in the SMSF where the commercial security is vacant or has a lease with < 12 months remaining
<b>Mortgage arrears</b> (within last 6 months)	Late payment < 7 days (SMSF loan being refinanced)	Late payment < 7 days (SMSF loan being refinanced)
<b>Unsecured debt arrears</b> (members)	Late payment < 7 days	Late payment < 7 days
<b>Defaults</b> (for member / guarantors only)	✓ < \$1000	✓ < \$1000
<b>More than one security property title in a transaction</b>	✗	✗
<b>Redraw</b>	✗	✗
<b>Fixed rates or split loans</b>	✗	✗
<b>Bankruptcy or part IX / X history</b> (members)	✗	✗
<b>Security Criteria &amp; Location</b>		
<b>Acceptable security types</b> (single acquirable asset only)	House, unit, townhouse, rural residential, apartments (refer the Lender residential apartment parameters on page 4)	Retail Shops, offices (strata offices max 65% LVR), industrial units, factories, warehouse & workshop, multiple residential securities on one title, specialised securities (refer to BDM)
<b>Unacceptable securities</b> (multiple title properties)	Vacant land, development sites, construction, subdivision, security substitutions, acquisition of property from members or related parties. Serviced apartments, apartments in a holiday let rental pool and/or fully furnished securities	Vacant land, development site, construction & specialised securities
<b>Location category 01</b> (variable LVR applies)	80%	75%
<b>Location category 02</b> (variable LVR applies)	80%	65%
<b>Location category 03</b> (maximum loan size \$750K)	75%	✗
<b>Refer locations</b> (maximum LVR 70%, maximum loan size \$750K)	✗	✗

## General Features

- ✓ **Owner Occupied or Investment Purposes**
- ✓ **Refinance** - including unlimited debt consolidation
- ✓ **Split Loans** (maximum of 3 split loans)
- ✓ **Payout ATO Defaults and Debts**
- ✓ **Business Purposes** (including working capital, purchase stock, equipment etc)
- ✓ **Interest Only up to a maximum of 5 years** (residential & commercial investment)
- ✓ **Interest Only up to a maximum of 2 years** (residential owner occupied, max 70% LVR)
- ✓ **Repayment frequency**  
**Direct debit - weekly, fortnightly and monthly**  
Note: Weekly or Fortnightly repayments will commence following an initial monthly repayment.
- ✓ **Additional loan repayments** - available via Direct Debit
- ✓ **Redraw** - available for minimum \$2,000, \$25 fee unless waived
- ✓ **Top up applications / Loan increases** (minimum \$50,000)
- ✓ **Customer loan statement frequency** (six monthly - January/July)
- ✗ **Fixed interest rates**
- ✓ **Offset sub-account feature** available for all Residential and Commercial products (excluding SMSF).

## Living Expense Requirements

No personal bank statement required where living expenses declared are > HEM and DSR ≥ 1.15  
 A minimum of one month's most recent bank statement required in all other instances.

## Servicing Options

### Alt Doc Income Criteria

Borrower self-certified declaration of income supported by one of the options below. To meet responsible lending obligations, we may seek multiple or additional options.

- Option 01** The Lender Accountant Declaration; or
- Option 02** 6 months business trading statements & ATO portal; or
- Option 03** 2 most recent BAS & ATO portal; or
- Option 04** Directors salary credits with 6 months personal transaction statements & ATO portal

#### Note:

- Director salary credits excludes sole traders, trust distributions and salary variances between payments > 25%.
- For 6 month ABNs, previous income / employment must be same industry and support declared income.

### Commercial Lease Doc Income Criteria

Considered where supported by an executed lease with rental statement evidence. Lending criteria applies, contact your BDM to discuss. Commercial Alt Doc pricing is applicable for Lease Doc loans.

### Full Doc Income Criteria

Latest Individual & Company Financials (if > last 6 months old, 2 most recent BAS also required) & ATO Notice of Assessment.

Note: Property Developers/Builders - 2 years returns will be required (2 year average will be used unless the most recent year is lower than the previous year)

## Security Location Guide

Assessment is based on suburb/town. To check this, [click here](#)

	Prime Residential	Specialist Residential Range			Commercial Range		SMSF Range	
Policy Criteria	Prime	Near Prime	Specialist	Commercial	Commercial Specialist	Residential SMSF	Commercial SMSF	
<b>Early Termination Fee</b> 2% if discharged within 36 months (based on original loan amount)	✗	✗	✗	✓ All borrowers	✓ All borrowers	✗	✗	
<b>Commission Clawback</b> Diminishing pro-rata method over 24 months. To view the schedule <a href="#">click here</a>	✓	✓	✓	✗	✗	✗	✗	

# Your Support Team



**Emma Yang**

Head of Commercial

☎ 0406 622 205

✉ eyang@connectivecomplete.com.au



**James Lynch**

Business Development Manager VIC

☎ 0473 558 264

✉ jlynch@connectivecomplete.com.au



**Olivia Morris**

Business Development Manager NSW

☎ 0438 649 390

✉ omorris@connectivecomplete.com.au



**Jessica Ricketts**

Business Development Manager NSW

☎ 0474 474 614

✉ jricketts@connectivecomplete.com.au



**Renzo Perri**

Senior Business Development Manager QLD

☎ 0476 000 039

✉ rperri@connectivecomplete.com.au



**Kylie Dodd**

Business Development Manager QLD

☎ 0429 267 627

✉ kdodd@connectivecomplete.com.au



**Peter Summerton**

Business Development Manager SA, NT

☎ 0437 967 216

✉ psummerton@connectivecomplete.com.au



**Alison Tullier**

Business Development Manager WA

☎ 0419 597 093

✉ atullier@connectivecomplete.com.au

## HEAD OFFICE 1300 425 913

Accreditations [accreditations@connectivecomplete.com.au](mailto:accreditations@connectivecomplete.com.au)

Client Services [clientservices@connectivecomplete.com.au](mailto:clientservices@connectivecomplete.com.au)

Applications [application@connectivecomplete.com.au](mailto:application@connectivecomplete.com.au)

Settlements [settlements@connectivecomplete.com.au](mailto:settlements@connectivecomplete.com.au)

Target Market Determination [connectivecomplete.com.au/TMD](https://connectivecomplete.com.au/TMD)