

SEPTEMBER 2025

# Safety Survey Report

from young people in Galway City




An Roinn Leanaí, Míchumais  
agus Comhionannais  
Department of Children,  
Disability and Equality



# TABLE OF CONTENTS

INTRODUCTION.....	1
BACKGROUND & SUMMARY.....	2
METHODOLOGY.....	3
RESULTS & CONCLUSIONS.....	4-6
OUR RECOMMENDATIONS.....	7
INFOGRAPHIC .....	8
SURVEY TIMELINE .....	9



## INTRODUCTION

Galway City Comhairle na nÓg is a Youth Council for young people 12-17 years living or in education in Galway City. This year we are working on the topic of 'Safety' as voted on at our Youth Conference in 2024 by a representative group of young people from all the secondary schools in the city.

We will be engaging with Galway City Council and the local Gardaí around safety and with Bus Eireann about anti-social behaviour. Before linking with services in the city, the Youth Council wanted to hear directly from young people in relation to the topic.

We created a survey called, 'Safety in Galway City' to hear from young people on this issue. This survey designed by members of the youth council is anonymous and we are very grateful for young people's participation. The results of the survey have been collated and the report will be shared with decision makers.

We would like to thank everyone who has supported Galway City Comhairle na nÓg during the year and especially those who have given guidance and support in the development of this survey and report.

Sharon Griffin/Kelvin Adajabo  
Co-Chairs  
Galway City Comhairle na nÓg 2025

The logo for Galway City, featuring a blue banner with the text "Galway City" in white, set against a yellow background.

Galway City

## BACKGROUND

The Youth Council wanted to hear from young people in relation to the topic they are working on in 2025 'Safety in Galway City' as voted on at the Annual Youth Conference in October 2024.

The youth council created the survey to look at the main areas that young people expressed concern. Following a few trial versions and deliberations over the questions, the survey was ready to distribute. The survey was anonymous, but young people were asked to include the area of Galway City they live in and the school they attend. The three areas the survey focuses on are:

- **Anti-social behaviour in public spaces and public transport.**
- **Lack of suitable and safe spaces to socialise.**
- **Relationship with An Gardaí (The Police) and young people.**

## SUMMARY

The survey was sent to all secondary schools as well as youth services in Galway city and young people were asked to complete it between during March 2025. Youth council members also linked with their schools to ask if students could complete during class times where possible.

Once the survey date passed, the youth council members collated the information for this report.




## Survey Methodology

The purpose of this survey is to capture the opinions of young people 12-19 years of age on their views of safety in Galway City.

We created and published a survey using Microsoft Forms, which consisted of 4 sections and a total of 24 questions.

We shared the survey on our Galway City Comhairle na nÓg social media accounts and by emailing the link to schools and youth services in Galway City.

This survey was released on 5th of March 2025 and closed on the 27th March 2025. There was a sample size of 270 young people from across Galway City secondary schools and youth services. The participants were not offered anything for their participation in the survey.



# RESULTS & CONCLUSIONS

## Demographics

**Total Respondents:** 270 (not all answered every question)

### Location:

Galway City Central -61

Galway City West: 115

Galway City East: 71

Galway County: 23

**Gender Breakdown:** 147 Female, 108 Male, 7 Non-binary, 8 Prefer not to say

**Age Range:** Primarily 13–18, with 16-year-olds being the largest group

**Schools Represented:** Broad coverage, with Coláiste Muire Máthair having the largest number of participants

## Safety and Anti-Social Behaviour

**Perceived Safety of Galway City:** Average score 6.25/10 — moderately safe

Concerns around nighttime safety, alcohol and substance abuse, vandalism, gang presence

Positive comments on the safer atmosphere during the day

### Public Transport:

37% report antisocial behaviour

Issues: Vaping, fights, intoxicated passengers, lack of driver intervention

### Public Spaces:

29% agree that there is antisocial behaviour

Public spaces and public transport do not feel safe at night

### Suggestions:

More Gardaí presence, Enhanced CCTV and security, Real-time patrols in public and transport spaces

## Social Spaces

### Lack of Suitable Social Spaces:

62.6% agree there's a shortage of suitable social spaces for young people.

**Barriers:** Safety concerns, weather, costs, limited indoor options, being moved on from public areas

### Preferred Social Spots:

Top places: Friends' houses, shopping centres, parks, cafés

Less common: youth clubs, gyms, religious venues

### Youth Centre Demand:

88 Yes to using a youth centre, 144 unsure/maybe

### Desired Features:

Drop-in space (158)

Gym/Indoor Sports (178)


Creative/art/music (92)


Study spaces (118)

### Green Spaces:

189 want more parks

Desired additions: basketball (144), gym equipment (111), tennis (84), skatepark (65)





## Relationship with Gardaí

### Perceptions:

29% feel there's a poor relationship, others reported a mixed feelings from positive to no relationship

Common issues: feeling judged, unfair treatment, being shouted at.

Willingness for School Engagements:

103 Yes, 92 Maybe — generally open to more Gardaí interaction in schools

Suggestions to Improve Relations:

Listen more, don't assume the worst, be friendly and approachable

Avoid treating teens like criminals or children — they want balanced respect

## Conclusion


The survey reveals that while many young people enjoy Galway City, they feel there is:

**A need for safer, youth-oriented spaces**

Concerns about anti-social behaviour, particularly at night and on public transport

A desire for **better relationships with Gardaí**

Strong support for a **dedicated Youth Centre** and **more green spaces**





# OUR RECOMMENDATIONS BASED ON THE RESULTS OF THE SURVEY

## Suggestions for Improvement:

### Addressing Antisocial Behaviour:

Efforts to reduce antisocial behaviour in public spaces and on public transport and improve night-time safety could enhance the overall sense of security. Providing additional support and safety measures on public transport for vulnerable groups could improve their sense of safety. Accessible methods to report anti-social behaviour on public transport, e.g. a poster with information on how to report anti-social behaviour on buses and trains.

### Safe Spaces to Socialise:

Galway City does NOT have a dedicated Youth Centre, many young people who participated in the survey did not have access to a youth space. Galway City Comhairle na nÓg call for a Youth Centre in Galway City and for all young people to have access to positive and welcoming spaces to socialise in Galway City.

### Relationships with An Garda (The Police) and young people:

Improve communications between young people and the local Gardaí by providing opportunities for young people and Gardaí to interact through schools or youth groups. Increase Garda presence in Galway City Centre.



# SURVEY SUMMARY REPORT

## DEMOGRAPHICS



### • TOTAL RESPONDENTS: 270

- 147 FEMALE
- 108 MALE
- 7 NON-BINARY
- 8 PREFER NOT TO SAY

### LOCATION:

GALWAY CITY CENTRAL: 61  
GALWAY CITY WEST: 115  
GALWAY CITY EAST: 71  
GALWAY COUNTY: 23

## ANTI-SOCIAL BEHAVIOUR & PUBLIC SAFETY

- PERCEIVED SAFETY OF GALWAY CITY:  
AVERAGE SCORE 6.25/10 — MODERATELY SAFE
- PUBLIC SPACES:
- 29% AGREE THAT THERE IS ANTISOCIAL BEHAVIOUR
- PUBLIC SPACES AND PUBLIC TRANSPORT DO NOT FEEL SAFE AT NIGHT

## SOCIAL SPACES

### LACK OF SUITABLE SOCIAL SPACES:

1. 62.6% AGREE THERE'S A SHORTAGE OF SUITABLE SOCIAL SPACES FOR YOUNG PEOPLE.
2. BARRIERS: SAFETY CONCERNS, WEATHER, COSTS, LIMITED INDOOR OPTIONS, BEING MOVED ON FROM PUBLIC AREAS

## RELATIONSHIP WITH GARDAÍ

- PERCEPTIONS:
- 29% FEEL THERE'S A POOR RELATIONSHIP
- COMMON ISSUES: FEELING JUDGED, UNFAIR TREATMENT, BEING SHOUTED AT.

## KEY MESSAGES

- A NEED FOR SAFER, YOUTH-ORIENTED SPACES
- CONCERNS ABOUT ANTI-SOCIAL BEHAVIOUR, PARTICULARLY AT NIGHT AND ON PUBLIC TRANSPORT
- A DESIRE FOR BETTER RELATIONSHIPS WITH GARDAÍ
- STRONG SUPPORT FOR A DEDICATED YOUTH CENTRE AND MORE GREEN SPACES



# Survey Timeline

## Phase 1

### Survey Design February 2025

Galway City Comhairle na nÓg committee members designed the survey in February, focusing on the key issues at the Annual Youth Conference in October 2024

## Phase 2


### Survey Distribution Phase

All the secondary schools in Galway City were contacted by email and the survey was shared on social media channels 7/10 secondary schools participated during the month of March

## Phase 3

### Data Analysis Completed

The survey was analysed during April and May and the report designed during June ,highlighting key recommendations to be shared with decision makers





## Thank you

<https://www.facebook.com/GalwayCityComhairleNanOg>  
<https://www.instagram.com/galwaycitycomhairle/>

For more information contact: Deirdre Bermingham,  
Youth Work Ireland Galway at  
[deirdre.bermingham@youthworkgalway.ie](mailto:deirdre.bermingham@youthworkgalway.ie) or 087-3291931

