

For Information Purposes Only

portfoliocoach.ch
Knowing what to do, doing what you know

CHF ETF Collection

Swiss Broad Indexes

09.12.2025

ETF Collection



TICKER	ISIN	NAME	CNTRY	CNRCY	PRICE	1YR CHG %	MKT CAP MN	VOL AVG	EXPENSE %	DIVIDEND YLD
CHDVD SW	CH0237935637	ISHARES SWISS DIVIDEND CH	SZ	CHF	175.28	10.7	5'771	60'467	0.15	0.3
CHSPI SW	CH0237935652	ISHARES CORE SPI CH	SZ	CHF	154.86	10.7	4'820	54'827	0.1	0.3
SMICHA SW	CH0017142719	UBS ETF SMI	SZ	CHF	131.4987	10.9	3'121	32'804	0.2	4.6
CSSMI SW	CH0008899764	ISHARES SMI ETF CH	SZ	CHF	133.9	10.9	2'286	22'249	0.1	0.2
SW2CHB SW	LU0977261329	UBS MSCI SWITZERLAND CHF ACC	LX	CHF	30.035	12.7	2'023	62'945	0.2	NA
SPISI SW	CH0590186661	UBS ETF SPI ESGW	SZ	CHF	17.318	12.1	1'935	488'264	0.12	0.4
SLICHA SW	CH0032912732	UBS ETF SLI	SZ	CHF	215.2	8.4	1'707	14'532	0.2	6.4
SPICHA SW	CH0131872431	UBS ETF SPI	SZ	CHF	82.17	10.9	1'610	34'990	0.09	0.3
SMMCHA SW	CH0111762537	UBS ETF SMIM	SZ	CHF	295.29	11.5	1'588	7'374	0.25	1.7
XSMI SW	LU0274221281	X SWITZERLAND 1D	LX	CHF	132.7386	11.5	1'495	8'281	0.3	1.6
CSSMIM SW	CH0019852802	ISHARES SMIM ETF CH	SZ	CHF	306.7233	10.9	1'092	4'154	0.45	0.2
SWICHA SW	CH0226274246	UBS ETF MSCI SWITZERLAND	SZ	CHF	22.3875	11.5	770	32'153	0.2	0.2
CSSLI SW	CH0031768937	ISHARES SLI ETF CH	SZ	CHF	221.37	8.3	694	3'010	0.35	0.3
XSMC SW	LU0943504760	X SWITZERLAND 1C	LX	CHF	161.2658	13.2	632	4'186	0.3	NA
SPMCHA SW	CH0130595124	UBS ETF SPI MID ETF	SZ	CHF	121.1194	8.8	630	18'906	0.25	2.0
CSWCHF SW	LU1681044993	AMUNDI ETF MSCI SWITZERLAND	LX	CHF	11.706	12.6	274	13'848	0.25	NA
CHSRI SW	CH0368190739	UBS ETF MSCI CH IMI SRI	SZ	CHF	18.588	5.7	267	18'700	0.28	0.2
SPIA SW	CH1416135338	UBS ETF SPI	SZ	CHF	3.52	NA	89	122'725	0.09	0.4
SWCSS SW	CH1408319130	SWC-ESGEN SDG IE CH ETF EA	SZ	CHF	10.14	NA	70	11'509	0.35	0.5
CHDIVA SW	CH1416135353	UBS MSCI SWISS DIVIDEND E-CA	SZ	CHF	3.203	NA	3	9'649	0.12	0.7

ETF Collection (1/10)

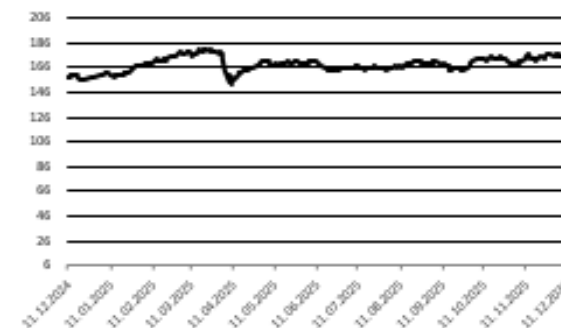
Description

iShares Swiss Dividend ETF (CH) is an open-ended exchange traded fund domiciled in Switzerland. The investment objective of the Fund is to track the performance of the SPI® Select Dividend 20 Index, less fees and expenses of the Fund. The investment objective is achieved via a direct replication methodology.

Information and Metrics

Fund Type	Asset Class	Region	ISIN	Ticker
ETF	Equity	Switzerland	CH0237935637	CHDVD SW
Currency	Price	Avg. Spread %	Avg. Volume	Mkt. Cap. Bn.
CHF	175.3	0.0452	63'028	5'771
1M Perf. %	3M Perf. %	1Y Perf. %	3Y Perf. (%p.a.)	5Y Perf. (%p.a.)
-0.3	3.8	14.6	10.5	9.7
Inception	Expense %	Replication	Rebalancing	Div. Yield
4/29/2014	0.15	Full	Quarterly	0.3

1-Year Daily Price Chart



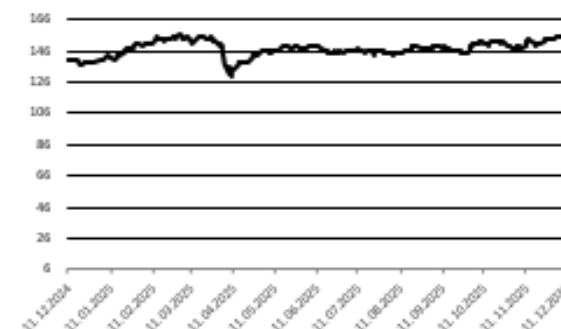
Description

iShares Core SPI® ETF (CH) is an open-ended exchange traded fund domiciled in Switzerland. The Fund aims to track the performance of the SPI® Total Return Index. The fund distributes income received to shareholders.

Information and Metrics

Fund Type	Asset Class	Region	ISIN	Ticker
ETF	Equity	Switzerland	CH0237935652	CHSPI SW
Currency	Price	Avg. Spread %	Avg. Volume	Mkt. Cap. Bn.
CHF	154.9	0.0651	59'199	4'820
1M Perf. %	3M Perf. %	1Y Perf. %	3Y Perf. (%p.a.)	5Y Perf. (%p.a.)
1.4	4.1	13.7	7.9	6.4
Inception	Expense %	Replication	Rebalancing	Div. Yield
4/28/2014	0.1	Full	Quarterly	0.3

1-Year Daily Price Chart



ETF Collection (2/10)

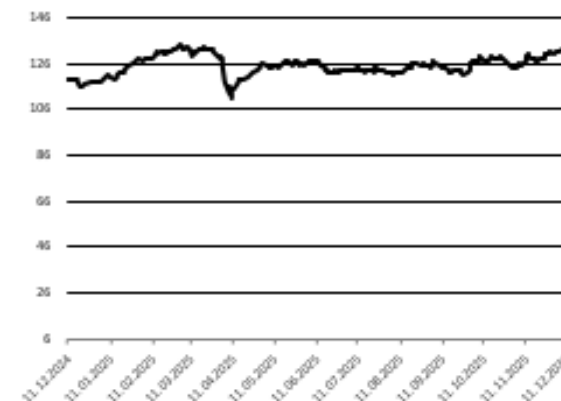
Description

UBS SMI® ETF is an exchange-traded fund incorporated in Switzerland. The objective of the Fund is to mirror the performance of the SMI (Swiss Market Index) and allow intraday trading of a basket of stocks in one single trade. The Fund invests in a portfolio that consists of all the component securities of the index with similar weightings.

Information and Metrics

Fund Type	Asset Class	Region	ISIN	Ticker
ETF	Equity	Switzerland	CH0017142719	SMICHA SW
Currency	Price	Avg. Spread %	Avg. Volume	Mkt. Cap. Bn.
CHF	131.5	0.0412	30'405	3'121
1M Perf. %	3M Perf. %	1Y Perf. %	3Y Perf. (%p.a.)	5Y Perf. (%p.a.)
1.7	5.1	13.9	8.4	7.4
Inception	Expense %	Replication	Rebalancing	Div. Yield
12/5/2003	0.2	Full	Quarterly	4.6

1-Year Daily Price Chart



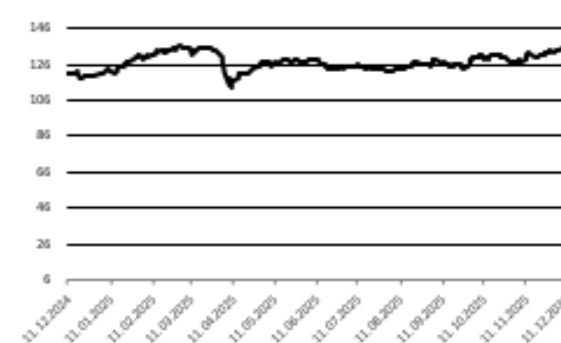
Description

iShares SMI® ETF (CH) is an open-ended exchange traded fund domiciled in Switzerland. The investment objective of the Fund is to deliver the performance of the SMI Index, less fees and expenses of the Fund. The investment objective is achieved via a direct replication methodology.

Information and Metrics

Fund Type	Asset Class	Region	ISIN	Ticker
ETF	Equity	Switzerland	CH0008899764	CSSMI SW
Currency	Price	Avg. Spread %	Avg. Volume	Mkt. Cap. Bn.
CHF	133.9	0.0480	19'299	2'286
1M Perf. %	3M Perf. %	1Y Perf. %	3Y Perf. (%p.a.)	5Y Perf. (%p.a.)
1.6	5.2	13.8	8.2	7.2
Inception	Expense %	Replication	Rebalancing	Div. Yield
3/15/2001	0.1	Full	Quarterly	0.2

1-Year Daily Price Chart



ETF Collection (3/10)

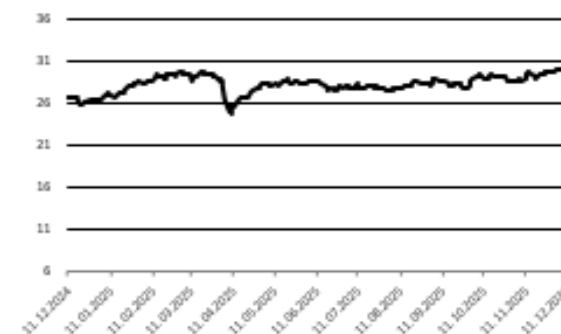
Description

UBS MSCI Switzerland 20/35 UCITS ETF is an exchange traded fund incorporated in Luxembourg. The objective of the Fund is to deliver the net total return performance of the MSCI Switzerland 20/35 and allow intraday trading.

Information and Metrics

Fund Type	Asset Class	Region	ISIN	Ticker
ETF	Equity	Switzerland	LU0977261329	SW2CHB SW
Currency	Price	Avg. Spread %	Avg. Volume	Mkt. Cap. Bn.
CHF	30.0	0.0840	61'820	2'023
1M Perf. %	3M Perf. %	1Y Perf. %	3Y Perf. (%p.a.)	5Y Perf. (%p.a.)
1.3	4.7	12.7	6.8	5.6
Inception	Expense %	Replication	Rebalancing	Div. Yield
12/6/2013	0.2	Full	Semi-Annually	

1-Year Daily Price Chart



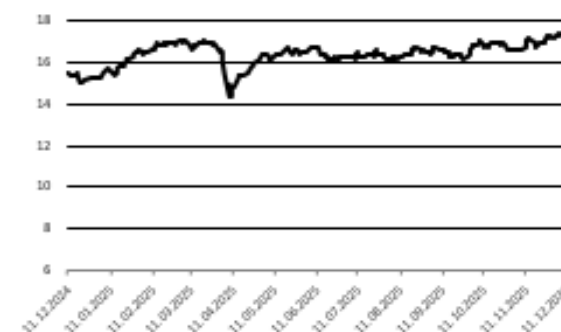
Description

UBS SPI® ESG ETF is an exchange-traded fund incorporated in Switzerland. The Fund tracks the performance of the SPI ESG weighted (Total Return).

Information and Metrics

Fund Type	Asset Class	Region	ISIN	Ticker
ETF	Equity	Switzerland	CH0590186661	SPI51 SW
Currency	Price	Avg. Spread %	Avg. Volume	Mkt. Cap. Bn.
CHF	17.3	0.0847	288'380	1'935
1M Perf. %	3M Perf. %	1Y Perf. %	3Y Perf. (%p.a.)	5Y Perf. (%p.a.)
1.2	4.0	13.2	8.5	
Inception	Expense %	Replication	Rebalancing	Div. Yield
2/23/2021	0.12	Full	Unknown	0.4

1-Year Daily Price Chart



ETF Collection (4/10)

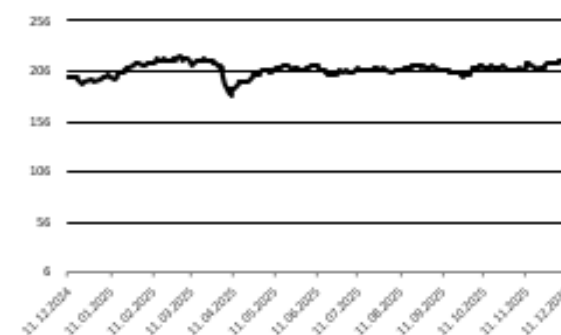
Description

UBS SLI® ETF is an exchange-traded fund incorporated in Switzerland. The objective of the Fund is to mirror the performance of the SLIR (SLI Swiss LeaderIndexR) and allow intraday trading. The fund invests in a portfolio that consists of all the component securities of the index with similar weightings.

Information and Metrics

Fund Type	Asset Class	Region	ISIN	Ticker
ETF	Equity	Switzerland	CH0032912732	SUCHA SW
Currency	Price	Avg. Spread %	Avg. Volume	Mkt. Cap. Bn.
CHF	215.2	0.0690	13'195	1'707
1M Perf. %	3M Perf. %	1Y Perf. %	3Y Perf. (%p.a.)	5Y Perf. (%p.a.)
0.9	3.4	10.9	10.2	7.9
Inception	Expense %	Replication	Rebalancing	Div. Yield
9/14/2007	0.2	Full	Quarterly	6.4

1-Year Daily Price Chart



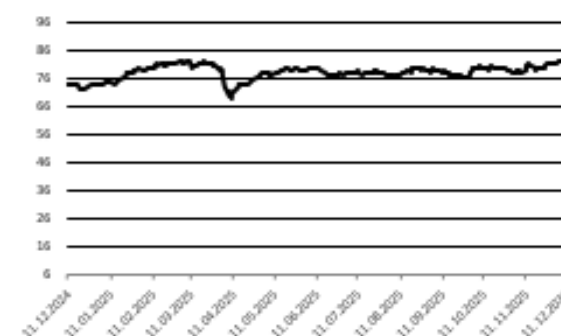
Description

UBS Core SPI® ETF is an exchange-traded fund incorporated in Switzerland. The Fund's objective is to replicate the price performance and returns of the Swiss Market Index SPI. The SPI comprises the about 230 largest stocks in the Swiss equity market.

Information and Metrics

Fund Type	Asset Class	Region	ISIN	Ticker
ETF	Equity	Switzerland	CH0131872431	SPICHA SW
Currency	Price	Avg. Spread %	Avg. Volume	Mkt. Cap. Bn.
CHF	82.2	0.0680	34'182	1'610
1M Perf. %	3M Perf. %	1Y Perf. %	3Y Perf. (%p.a.)	5Y Perf. (%p.a.)
1.5	4.1	13.8	7.8	6.4
Inception	Expense %	Replication	Rebalancing	Div. Yield
7/21/2011	0.09	Full	Quarterly	0.3

1-Year Daily Price Chart



ETF Collection (5/10)

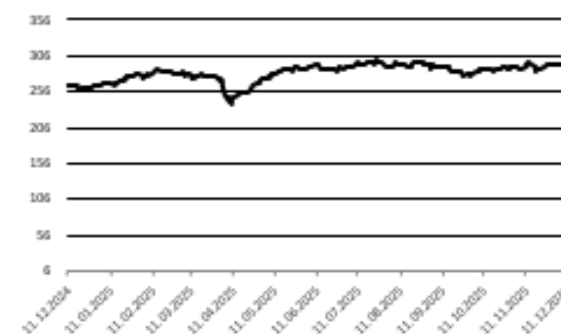
Description

UBS SMIM® ETF is an exchange traded fund incorporated in Switzerland. The objective of this share class is to deliver the performance of the SMIM (Total Return) and allow intraday trading.

Information and Metrics

Fund Type	Asset Class	Region	ISIN	Ticker
ETF	Equity	Switzerland	CH0111762537	SMMCHA SW
Currency	Price	Avg. Spread %	Avg. Volume	Mkt. Cap. Bn.
CHF	295.3	0.0773	8'784	1'588
1M Perf. %	3M Perf. %	1Y Perf. %	3Y Perf. (%p.a.)	5Y Perf. (%p.a.)
0.1	1.1	13.2	7.3	3.3
Inception	Expense %	Replication	Rebalancing	Div. Yield
4/14/2010	0.25	Full	Quarterly	1.7

1-Year Daily Price Chart



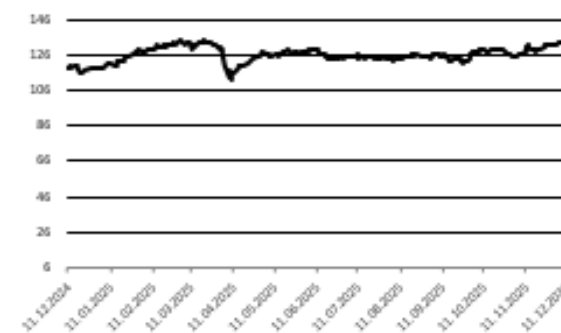
Description

Xtrackers Switzerland UCITS ETF physically replicates the performance of the Solactive Swiss Large Cap Index (Net Total Return). The ETF offers direct investment in Swiss equities. Provides exposure to the top 20 blue chip stocks. Settlement: ICSD

Information and Metrics

Fund Type	Asset Class	Region	ISIN	Ticker
ETF	Equity	Switzerland	LU0274221281	XSMI SW
Currency	Price	Avg. Spread %	Avg. Volume	Mkt. Cap. Bn.
CHF	132.7	0.0444	10'647	1'495
1M Perf. %	3M Perf. %	1Y Perf. %	3Y Perf. (%p.a.)	5Y Perf. (%p.a.)
1.9	5.4	13.4	6.8	5.8
Inception	Expense %	Replication	Rebalancing	Div. Yield
5/14/2007	0.3	Full	Tri-Annually	1.6

1-Year Daily Price Chart



ETF Collection (6/10)

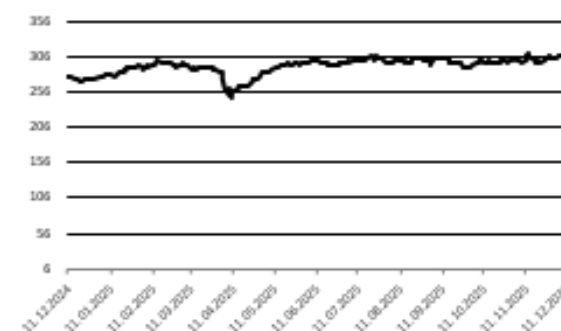
Description

iShares SMIM® ETF (CH) is an open-ended exchange traded fund domiciled in Switzerland. The investment objective of the Fund is to deliver the performance of the SMIM Index, less fees and expenses of the Fund. The investment objective is achieved via a direct replication methodology.

Information and Metrics

Fund Type	Asset Class	Region	ISIN	Ticker
ETF	Equity	Switzerland	CH0019852802	CS5MIM SW
Currency	Price	Avg. Spread %	Avg. Volume	Mkt. Cap. Bn.
CHF	306.7	0.0986	3'751	1'092
1M Perf. %	3M Perf. %	1Y Perf. %	3Y Perf. (%p.a.)	5Y Perf. (%p.a.)
0.1	1.1	12.8	7.2	3.1
Inception	Expense %	Replication	Rebalancing	Div. Yield
12/9/2004	0.45	Full	Quarterly	0.2

1-Year Daily Price Chart



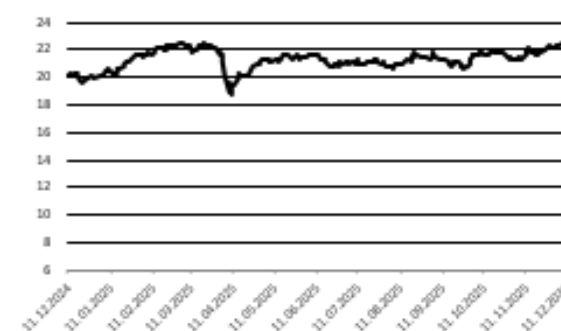
Description

UBS MSCI Switzerland ETF is an exchange traded fund incorporated in Switzerland. The objective of the Fund is to deliver the net total return performance of the MSCI Switzerland and allow intraday trading.

Information and Metrics

Fund Type	Asset Class	Region	ISIN	Ticker
ETF	Equity	Switzerland	CH0226274246	SWICHA SW
Currency	Price	Avg. Spread %	Avg. Volume	Mkt. Cap. Bn.
CHF	22.4	0.0860	40'253	770
1M Perf. %	3M Perf. %	1Y Perf. %	3Y Perf. (%p.a.)	5Y Perf. (%p.a.)
1.4	4.7	14.3	8.0	6.6
Inception	Expense %	Replication	Rebalancing	Div. Yield
11/8/2013	0.2	Full	Semi-Annually	0.2

1-Year Daily Price Chart



ETF Collection (7/10)

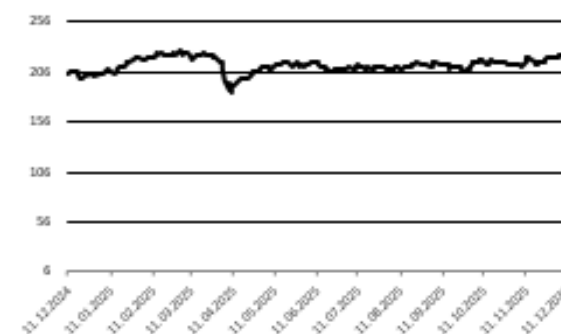
Description

iShares SLI ETF (CH) is an open-ended exchange traded fund domiciled in Switzerland. The investment objective of the Fund is to deliver the performance of the SLI Index, less fees and expenses of the Fund. The investment objective is achieved via a direct replication methodology.

Information and Metrics

Fund Type	Asset Class	Region	ISIN	Ticker
ETF	Equity	Switzerland	CH0031768937	CSSL SW
Currency	Price	Avg. Spread %	Avg. Volume	Mkt. Cap. Bn.
CHF	221.4	0.0921	3'169	694
1M Perf. %	3M Perf. %	1Y Perf. %	3Y Perf. (%p.a.)	5Y Perf. (%p.a.)
0.9	3.3	10.8	10.0	7.7
Inception	Expense %	Replication	Rebalancing	Div. Yield
6/29/2007	0.35	Full	Quarterly	0.3

1-Year Daily Price Chart



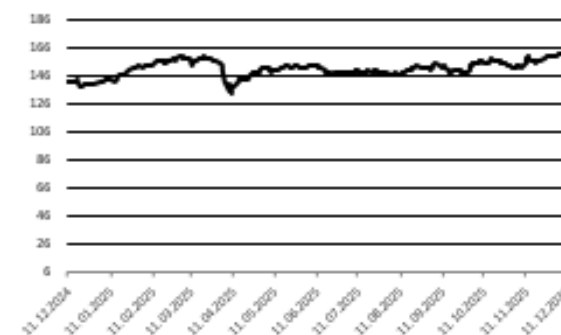
Description

Xtrackers Switzerland UCITS ETF physically replicates the performance of the Solactive Swiss Large Cap Index (Net Total Return). The ETF offers direct investment in Swiss equities. Provides exposure to the top 20 blue chip stocks. Settlement: ICSD

Information and Metrics

Fund Type	Asset Class	Region	ISIN	Ticker
ETF	Equity	Switzerland	LU0943504760	XSMC SW
Currency	Price	Avg. Spread %	Avg. Volume	Mkt. Cap. Bn.
CHF	161.3	0.0624	8'698	632
1M Perf. %	3M Perf. %	1Y Perf. %	3Y Perf. (%p.a.)	5Y Perf. (%p.a.)
1.8	5.4	13.2	6.9	5.8
Inception	Expense %	Replication	Rebalancing	Div. Yield
9/26/2013	0.3	Full	Tri-Annually	

1-Year Daily Price Chart



ETF Collection (8/10)

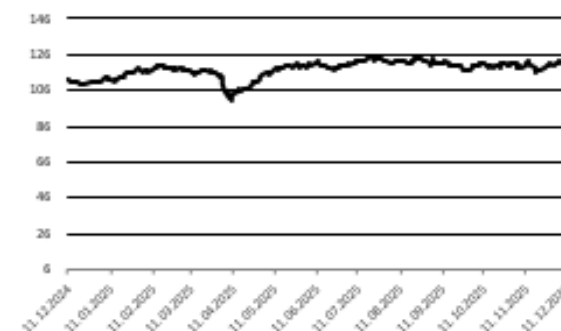
Description

UBS SPI® Mid ETF is an exchange traded fund incorporated in Switzerland. The objective of this share class is to deliver the performance of the SPI Mid (Total Return) and allow intraday trading.

Information and Metrics

Fund Type	Asset Class	Region	ISIN	Ticker
ETF	Equity	Switzerland	CH0130595124	SPMCHA SW
Currency	Price	Avg. Spread %	Avg. Volume	Mkt. Cap. Bn.
CHF	121.1	0.1063	16'309	630
1M Perf. %	3M Perf. %	1Y Perf. %	3Y Perf. (%p.a.)	5Y Perf. (%p.a.)
0.1	-0.6	10.7	7.1	3.8
Inception	Expense %	Replication	Rebalancing	Div. Yield
7/21/2011	0.25	Full	Quarterly	2.0

1-Year Daily Price Chart



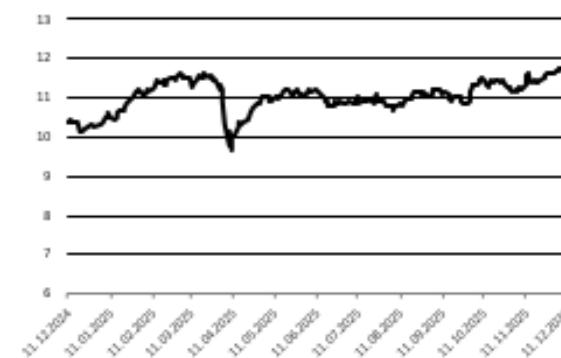
Description

AMUNDI ETF MSCI SWITZERLAND is an exchange-traded fund incorporated in Luxembourg. The Fund's objective is to track as closely as possible the MSCI SWITZERLAND index TRN.

Information and Metrics

Fund Type	Asset Class	Region	ISIN	Ticker
ETF	Equity	European Region	LU1681044993	CSWCHF SW
Currency	Price	Avg. Spread %	Avg. Volume	Mkt. Cap. Bn.
CHF	11.7	0.1351	29'590	274
1M Perf. %	3M Perf. %	1Y Perf. %	3Y Perf. (%p.a.)	5Y Perf. (%p.a.)
1.3	4.7	12.6	6.8	5.7
Inception	Expense %	Replication	Rebalancing	Div. Yield
10/19/2010	0.25	Derivative	Quarterly	

1-Year Daily Price Chart



ETF Collection (9/10)

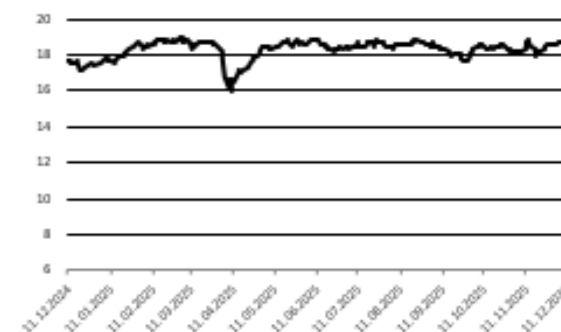
Description

UBS MSCI Switzerland IMI Socially Responsible ETF sub-fund is an exchange traded fund incorporated in Switzerland. The objective of the Fund is to deliver the performance of the MSCI Switzerland IMI Extended SRI Low Carbon Select 5% Issuer Capped Net and allow intraday trading.

Information and Metrics

Fund Type	Asset Class	Region	ISIN	Ticker
ETF	Equity	Switzerland	CH0368190739	CHSRI SW
Currency	Price	Avg. Spread %	Avg. Volume	Mkt. Cap. Bn.
CHF	18.6	0.1227	15'945	267
1M Perf. %	3M Perf. %	1Y Perf. %	3Y Perf. (%p.a.)	5Y Perf. (%p.a.)
-0.6	1.3	8.0	8.4	6.2
Inception	Expense %	Replication	Rebalancing	Div. Yield
9/15/2017	0.28	Full	Unknown	0.2

1-Year Daily Price Chart



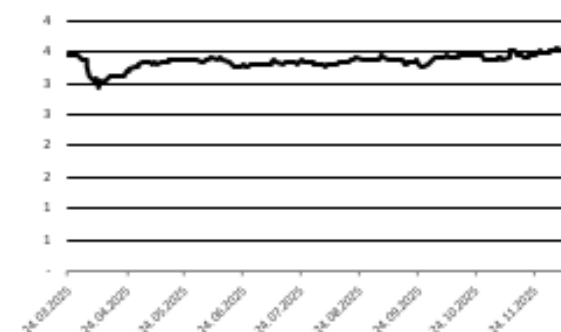
Description

UBS Core SPI® ETF is an exchange-traded fund incorporated in Switzerland. The Fund's objective is to replicate the price performance and returns of the Swiss Market Index SPI. The SPI comprises the about 230 largest stocks in the Swiss equity market.

Information and Metrics

Fund Type	Asset Class	Region	ISIN	Ticker
ETF	Equity	Switzerland	CH1416135338	SPIA SW
Currency	Price	Avg. Spread %	Avg. Volume	Mkt. Cap. Bn.
CHF	3.5	0.1186	90'821	89
1M Perf. %	3M Perf. %	1Y Perf. %	3Y Perf. (%p.a.)	5Y Perf. (%p.a.)
0.4	4.2			
Inception	Expense %	Replication	Rebalancing	Div. Yield
3/24/2025	0.09	Full	Quarterly	0.4

1-Year Daily Price Chart



ETF Collection (10/10)

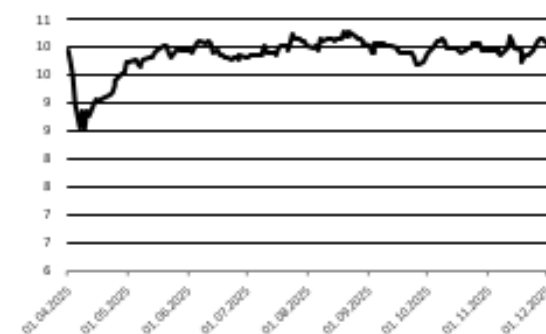
Description

Swisscanto IE ESGen SDG Index Equity Switzerland ETF is an ETF incorporated in Switzerland. The Fund aims to replicate or track the performance, before fees and expenses, of the Swisscanto ESGen SDG Switzerland GR CHF index. The Fund invests in publicly traded companies in Switzerland with a sustainable focus.

Information and Metrics

Fund Type	Asset Class	Region	ISIN	Ticker
ETF	Equity	Switzerland	CH1408319130	SWCSS SW
Currency	Price	Avg. Spread %	Avg. Volume	Mkt. Cap. Bn.
CHF	10.1	0.2459	9'724	70
1M Perf. %	3M Perf. %	1Y Perf. %	3Y Perf. (%p.a.)	5Y Perf. (%p.a.)
-0.1	0.8			
Inception	Expense %	Replication	Rebalancing	Div. Yield
3/24/2025	0.35	Full	Not Applicable	0.5

1-Year Daily Price Chart



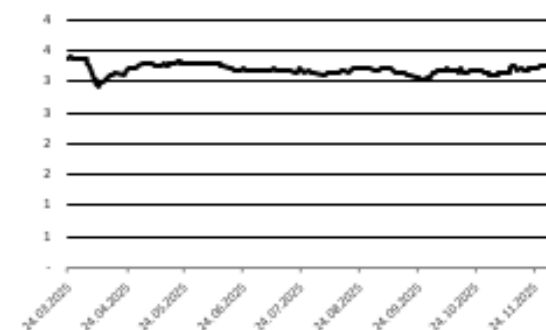
Description

UBS MSCI Swiss Dividend ETF is an exchange traded fund incorporated in Switzerland. The objective of this share class is to deliver the performance of the MSCI Switzerland IMI High Dividend Yield ESG Low Carbon Select Index and allow intraday trading.

Information and Metrics

Fund Type	Asset Class	Region	ISIN	Ticker
ETF	Equity		CH1416135353	CHDIVA SW
Currency	Price	Avg. Spread %	Avg. Volume	Mkt. Cap. Bn.
CHF	3.2	0.1273	6'100	3
1M Perf. %	3M Perf. %	1Y Perf. %	3Y Perf. (%p.a.)	5Y Perf. (%p.a.)
-0.2	1.7			
Inception	Expense %	Replication	Rebalancing	Div. Yield
3/24/2025	0.12	Full	Unknown	0.7

1-Year Daily Price Chart



Terminology

Abbreviation / Name	Definition
1YR CHG %	Change in price (in percent) over one year. Does not include dividend returns.
VOL AVG	Average Volume. Daily average volume of shares traded over the past 30 days.
EXPENSE %	The total of all the expenses listed in the fund income statement. The amount is displayed as an average of Total Net Assets for the same twelve-month period.
DIVIDEND YLD	Dividend Yield as a percentage. The most recently announced dividend amount, annualized and then divided by the current market price.
Avg. Spread %	Average Spread %. The average of all bid/ask spreads taken as a percentage of the mid price, over the past 5 trading days.
MKT CAP MN	Market Capitalisation (Millions).
1Y Perf. %	Total return (price change and dividends) over 1 year, expressed as a percentage.

Legal Disclaimer

The information contained in this document constitutes neither an offer nor an individual recommendation or solicitation to buy or sell investment instruments or to engage in other transactions. It is for information purposes only. The information used herein originates from sources that we consider reliable, but for whose trustworthiness the Atiyyah Investment Intelligence (All) assumes no liability. All also assumes no liability or guarantee for the accuracy, balance or completeness of the information. The content of documents may change at any time, and All is under no obligation to update these documents or to inform recipients of these documents of any changes. All information, in particular information on prices, risks and opportunities, is provided without guarantee. All does not provide any legal or tax advice in connection with any investment ideas or services. It is the responsibility of clients or interested parties to obtain appropriate advice from independent legal or tax advisors. Please seek advice from qualified personnel before making any investment decisions or decisions in which tax aspects play a role. The value of investments, however safe they are perceived to be, may rise or fall. Investments in foreign currencies are also subject to currency fluctuations. The future performance of investments cannot be derived from past price trends. All disclaims, without limitation, all liability for any loss or damage (whether direct, indirect or consequential) of any kind arising out of or in connection with the use of this material. These documents and their contents are not intended for person who are subject to a legal system which prohibits the distribution or transfer of these documents or which makes such distribution or transfer subject to the existence of a corresponding license. Persons who come into possession of these documents must inform themselves about any restrictions and comply with them. All rights to illustrations used in these documents (images, graphics, etc.) remain with All or the respective rights holders.

