

For Information Purposes Only

**portfoliocoach.ch**  
*Knowing what to do, doing what you know*

# USD Generic Portfolio

25.12.2025

# Portfolio Characteristics

Currency  
USD

Minimum  
Portfolio Size  
USD 100,000

Risk Profile  
Balanced

Long-term  
expected return  
~ 5% p.a.

Total Holdings  
22

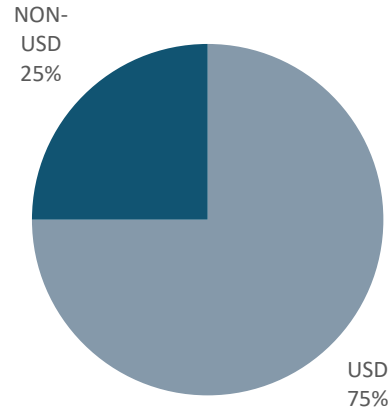
Execution  
Staggered

Investment  
Experience  
Medium

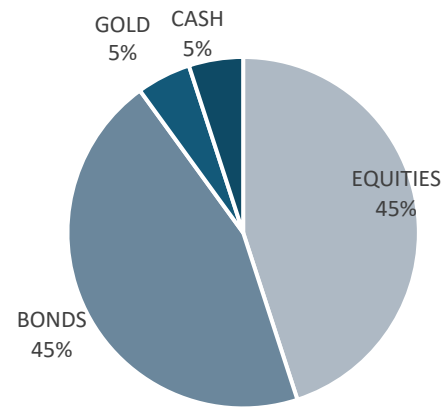
Management  
Intensity  
Low

# Asset Allocation

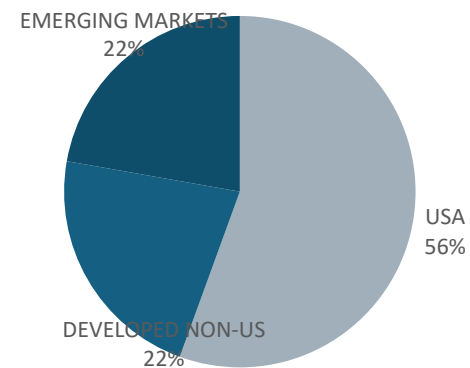
## Currency Allocation



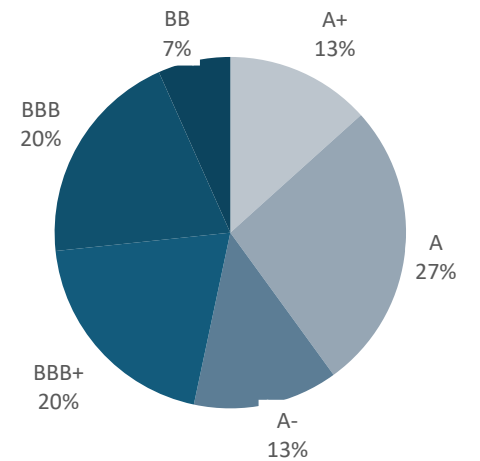
## Asset Class



## Equity Region



## Bond Rating



# Portfolio Constituents

ASSET CLASS	REGION	NAME	SECURITY	ISIN	CREDIT RATING	CURRENCY INSTRUMENT	CURRENCY ECONOMIC	PRICE INDICATIVE	ALLOCAT. %	YIELD / RTN. % EXPECTED
EQUITIES	US	VANGUARD TOTAL STOCK MKT ETF	VANGUARD TL SK E	US9229087690	-	USD	USD	336.3	9	5.2
EQUITIES	US	ISHARES MSCI USA QUALITY FAC	ISHARES MSCI USA	US46432F3394	-	USD	USD	198.9	8	5.2
EQUITIES	US	DIREXION NASDAQ-100 EQ WEIGH	DIREX NASD EQ WE	US25459Y2072	-	USD	USD	103.4	8	5.2
EQUITIES	DEVELOPED NON-US	ISHARES CORE MSCI DEV MKTS	ISHARES CORE DEV	US46435G3267	-	USD	NON-USD	82.0	10	7.1
EQUITIES	EMERGING MARKETS	VANGUARD FTSE EMERGING MARKE	VANGUARD FTSE EM	US9220428588	-	USD	NON-USD	53.1	10	5.9
BONDS	US	BERKSHIRE HATHAWAY ENERG	BRKHEC 1.65 05/15/31	US084659BD28	A-	USD	USD	87.3	3	4.3
BONDS	US	JOHN DEERE CAPITAL CORP	DE 3.9 06/07/32	US24422EWH88	A	USD	USD	98.1	3	4.2
BONDS	US	FEDEX CORP	FDX 2.4 05/15/31	US31428XDH61	BBB	USD	USD	90.7	3	4.3
BONDS	US	MARS INC	MARS 1 5/8 07/16/32	USU57346AK10	A	USD	USD	85.0	3	4.3
BONDS	US	NASDAQ INC	NDAQ 1.65 01/15/31	US63111XAD30	BBB+	USD	USD	88.8	3	4.1
BONDS	US	3M COMPANY	MMM 3.05 04/15/30	US88579YBN04	BBB+	USD	USD	95.6	3	4.2
BONDS	US	QUALCOMM INC	QCOM 1.65 05/20/32	US747525BP77	A	USD	USD	85.5	3	4.3
BONDS	US	PEPSICO INC	PEP 1.95 10/21/31	US713448FE31	A+	USD	USD	88.9	3	4.1
BONDS	US	PRUDENTIAL FINANCIAL INC	PRU 6 09/01/52	US744320BK76	BBB	USD	USD	103.4	3	5.4
BONDS	US	WHIRLPOOL CORP	WHR 6 1/2 06/15/33	US963320BE54	BB	USD	USD	97.2	3	7.0
BONDS	DEVELOPED NON-US	TOYOTA MOTOR CORP	TOYOTA 2.362 03/25/31	US892331AN94	A+	USD	USD	91.8	3	4.1
BONDS	DEVELOPED NON-US	MERCEDES-BENZ FIN NA	MBGGR 3.1 08/15/29	USU2339CDU90	A	USD	USD	96.3	3	4.2
BONDS	DEVELOPED NON-US	WESTPAC BANKING CORP	WSTP 3.02 11/18/36	US961214EX77	A-	USD	USD	90.4	3	4.9
BONDS	DEVELOPED NON-US	BP CAPITAL MARKETS PLC	BPLN 4 7/8 PERP	US05565QDV77	BBB+	USD	USD	99.6	3	5.0
BONDS	EMERGING MARKETS	LENOVO GROUP LTD	LENOVO 3.421 11/02/30	USY5257YAJ65	BBB	USD	USD	95.3	3	4.5
GOLD	NA	SWISSCANTO CH GOLD ETF-EAUSD	Swisscanto CH Gold ETF	CH0047533549	NA	USD	NON-USD	4054.0	5	4.5
CASH	NA	CASH	CASH	NA	NA	USD	USD	NA	5	2.7
									100	5.0

# Terminology

Abbreviation / Name	Definition
CREDIT RATING	The credit rating of the bond issue (S&P / Moody's / Bloomberg Composite).
CURRENCY ECONOMIC	The underlying or effective currency exposure. This may differ from the trading currency of the instrument.
YIELD %	For bonds, the yield (yield-to-convention) of the bond based on the indicative price.
RTN % EXPECTED	For non-bonds, the expected long-term return per annum, based on BlackRock or All capital market assumptions.
ALLOCAT. %	Portfolio allocation in percent.

# Legal Disclaimer

The information contained in this document constitutes neither an offer nor an individual recommendation or solicitation to buy or sell investment instruments or to engage in other transactions. It is for information purposes only. The information used herein originates from sources that we consider reliable, but for whose trustworthiness the Atiyyah Investment Intelligence (All) assumes no liability. All also assumes no liability or guarantee for the accuracy, balance or completeness of the information. The content of documents may change at any time, and All is under no obligation to update these documents or to inform recipients of these documents of any changes. All information, in particular information on prices, risks and opportunities, is provided without guarantee. All does not provide any legal or tax advice in connection with any investment ideas or services. It is the responsibility of clients or interested parties to obtain appropriate advice from independent legal or tax advisors. Please seek advice from qualified personnel before making any investment decisions or decisions in which tax aspects play a role. The value of investments, however safe they are perceived to be, may rise or fall. Investments in foreign currencies are also subject to currency fluctuations. The future performance of investments cannot be derived from past price trends. All disclaims, without limitation, all liability for any loss or damage (whether direct, indirect or consequential) of any kind arising out of or in connection with the use of this material. These documents and their contents are not intended for person who are subject to a legal system which prohibits the distribution or transfer of these documents or which makes such distribution or transfer subject to the existence of a corresponding license. Persons who come into possession of these documents must inform themselves about any restrictions and comply with them. All rights to illustrations used in these documents (images, graphics, etc.) remain with All or the respective rights holders.