

For Information Purposes Only

**portfoliocoach.ch**  
*Knowing what to do, doing what you know*

**CHF** Stock Collection

Dividend Yield

17.12.2025



# Stock Collection



ISIN	TICKER	NAME	SECTOR	CRNCY	LAST	MKT CAP	CHG%YTD	CHG% 1Y	PE	DVD	ANR
CH0126881561	SREN SW	SWISS RE AG	Reinsurance	CHF	129.3	38'615	-1.5	-2.0	9.5	4.7	3.0
CH0102484968	BAER SW	JULIUS BAER GROUP LTD	Asset Management & Custody Ban	CHF	60.4	12'443	3.0	3.3	14.3	4.3	3.4
CH0012214059	HOLN SW	HOLCIM LTD	Construction Materials	CHF	75.2	42'606	74.5	71.6	15.9	4.1	3.9
CH0126673539	DKSH SW	DKSH HOLDING AG	Trading Companies & Distributo	CHF	57.2	3'720	-15.0	-14.0	19.0	4.1	4.3
CH0014786500	VATN SW	VALIANT HOLDING AG-REG	Regional Banks	CHF	146.4	2'312	38.6	41.6	15.0	4.0	3.8
CH0038863350	NESN SW	NESTLE SA-REG	Packaged Foods & Meats	CHF	79.4	204'473	6.0	5.5	19.8	3.8	3.8
CH0011484067	SGKN SW	ST GALLER KANTONALBANK A-REG	Regional Banks	CHF	564.0	3'380	30.8	32.8	14.7	3.4	4.0
CH0012005267	NOVN SW	NOVARTIS AG-REG	Pharmaceuticals	CHF	108.0	228'057	21.7	21.7	18.4	3.2	3.5
CH0466642201	HBAN SW	HELVETIA BALOISE HOLDING AG	Multi-line Insurance	CHF	207.0	20'580	38.6	42.8	20.3	3.2	4.1
CH0022268228	EFGN SW	EFG INTERNATIONAL AG	Asset Management & Custody Ban	CHF	18.6	5'698	47.4	62.7	14.7	3.2	3.4
CH0002432174	BUCN SW	BUCHER INDUSTRIES AG-REG	Construction Machinery & Heavy	CHF	360.0	3'690	10.4	9.1	16.3	3.1	4.1
CH0038388911	SUN SW	SULZER AG-REG	Industrial Machinery & Supplie	CHF	144.8	4'961	10.5	7.7	18.0	2.9	4.1
CH0018294154	PSPN SW	PSP SWISS PROPERTY AG-REG	Real Estate Operating Companie	CHF	140.6	6'449	9.1	10.6	15.8	2.8	3.4
CH1169151003	GF SW	FISCHER (GEORG)-REG	Industrial Machinery & Supplie	CHF	52.9	4'335	-23.0	-23.7	15.6	2.5	4.3
CH0024590272	ALSN SW	ALSO HOLDING AG-REG	Technology Distributors	CHF	210.0	2'698	-6.3	-4.5	24.8	2.4	4.4
CH0014345117	CFT SW	COMPAGNIE FINANCIERE TRAD-BR	Investment Banking & Brokerage	CHF	281.0	2'250	52.3	61.5	17.3	2.4	3.3
CH0012829898	EMMN SW	EMMI AG-REG	Packaged Foods & Meats	CHF	731.0	3'911	-0.7	-0.8	18.3	2.3	4.1
CH0010645932	GIVN SW	GIVAUDAN-REG	Specialty Chemicals	CHF	3117.0	28'781	-21.4	-23.2	26.3	2.2	4.0
CH0130293662	BKW SW	BKW AG	Electric Utilities	CHF	167.2	8'828	11.3	12.7	19.2	2.2	3.8
CH1431598916	IFCN SW	INFICON HOLDING AG-REG	Electronic Equipment & Instrum	CHF	95.4	2'333	-7.9	-7.7	28.2	2.2	3.8

# Stock Collection (1/10)

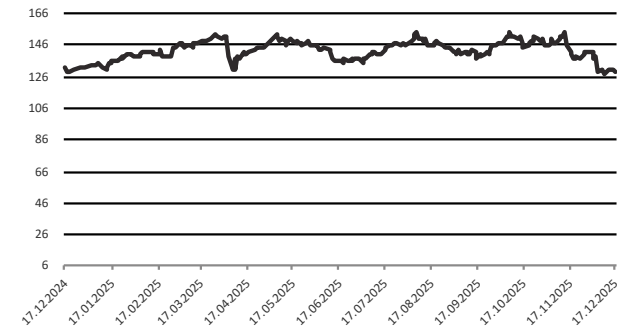
## Company Description

Swiss Re AG offers reinsurance, insurance, and insurance linked financial market products. The Company offers automobile, liability, accident, engineering, marine, aviation, life, and health insurance. Swiss Re also manages fixed-income and equity investments for itself and other insurance companies.

## Metrics

1M Perf.	3M Perf.	1Y Perf.	3M Perf. rel.	1Y Perf. rel.
-8.7%	-6.9%	-2.0%	-14.3%	-11.7%
Last Price	52W High	52W Low	50D MA	200D MA
129.25	156.80	121.75	143.42	144.16
Valuations				
est. P/E	est. P/S	est. P/B	act. P/CF	est. Div. yield
10.5	1.1	2.4	NA	4.6
Profile				
Ticker	MktCap. (m)	Free Float (%)	Main Exch.	Sector
SREN SW	38'615.0	99.9	SIX Swiss Ex	Financial

## 1-Year Daily Price Chart



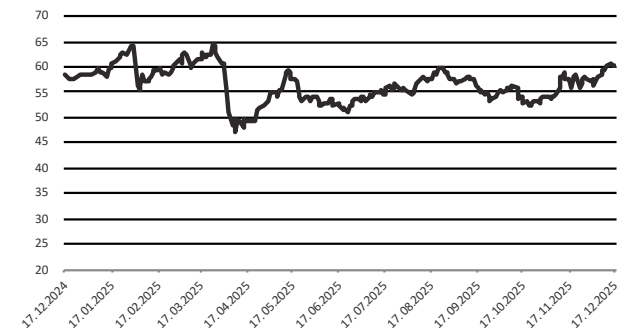
## Company Description

Julius Baer Group Ltd. offers private banking services. The Bank advises on wealth management, financial planning, and investments, as well as offers mortgage and other lending, foreign exchange, securities trading, custody and execution services.

## Metrics

1M Perf.	3M Perf.	1Y Perf.	3M Perf. rel.	1Y Perf. rel.
4.9%	8.3%	3.3%	-0.2%	-6.9%
Last Price	52W High	52W Low	50D MA	200D MA
60.40	65.04	45.50	56.17	55.90
Valuations				
est. P/E	est. P/S	est. P/B	act. P/CF	est. Div. yield
11.6	3.1	1.8	2.0	4.3
Profile				
Ticker	MktCap. (m)	Free Float (%)	Main Exch.	Sector
BAER SW	12'442.5	99.5	SIX Swiss Ex	Financial

## 1-Year Daily Price Chart



Source: Bloomberg

# Stock Collection (2/10)

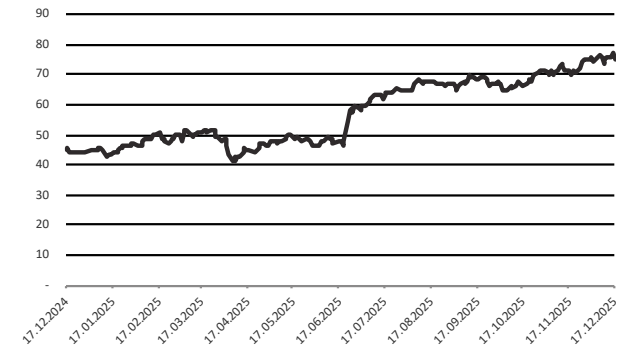
## Company Description

Holcim AG provides building materials. The Company produces ready-mixed concrete, cement, clinker, aggregates, flooring, roofing, walling, green mobility, and building solutions. Holcim serves clients in Europe, Latin America, Asia, Middle East, and Africa.

## Metrics

1M Perf.	3M Perf.	1Y Perf.	3M Perf. rel.	1Y Perf. rel.
5.4%	10.3%	71.6%	1.6%	54.6%
Last Price	52W High	52W Low	50D MA	200D MA
75.16	77.60	37.22	71.48	59.96
Valuations				
est. P/E	est. P/S	est. P/B	act. P/CF	est. Div. yield
20.8	2.6	NA	8.3	2.4
Profile				
Ticker	MktCap. (m)	Free Float (%)	Main Exch.	Sector
HOLN SW	42'606.4	85.1	SIX Swiss Ex	Industrial

## 1-Year Daily Price Chart



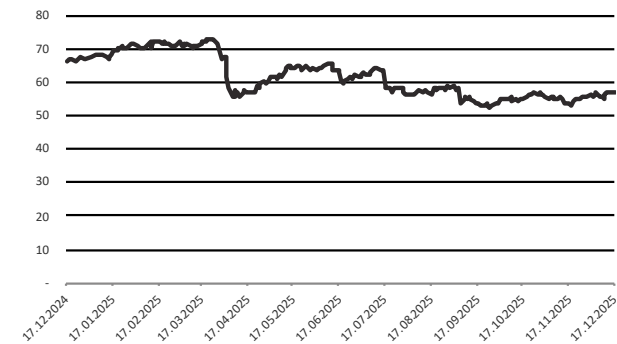
## Company Description

DKSH Holding AG offers international market expansion services with a focus in Asia. The Company provides an integrated portfolio of services, including sourcing, marketing, sales, distribution and after-sales services related to the Consumer Goods, Healthcare, Performance Materials and Technology markets.

## Metrics

1M Perf.	3M Perf.	1Y Perf.	3M Perf. rel.	1Y Perf. rel.
5.7%	6.1%	-14.0%	-2.3%	-22.5%
Last Price	52W High	52W Low	50D MA	200D MA
57.20	73.70	52.40	55.73	59.88
Valuations				
est. P/E	est. P/S	est. P/B	act. P/CF	est. Div. yield
15.0	NA	NA	11.5	4.3
Profile				
Ticker	MktCap. (m)	Free Float (%)	Main Exch.	Sector
DKSH SW	3'720.5	54.6	SIX Swiss Ex	Communications

## 1-Year Daily Price Chart



Source: Bloomberg

# Stock Collection (3/10)

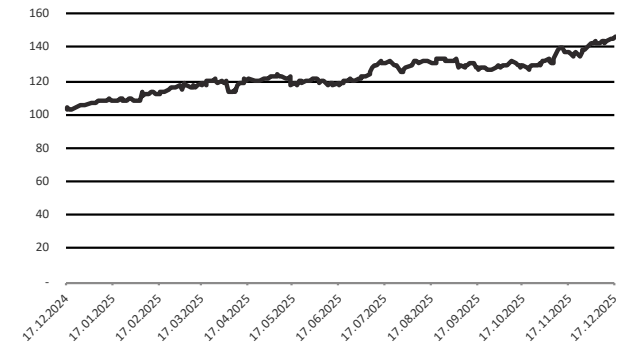
## Company Description

Valiant Holding AG, through its subsidiaries, provides financial services in Switzerland. The company offers a range of products and services in the areas of retail banking, business banking, private banking, and asset management. Valiant Holding serves customers in Switzerland.

## Metrics

1M Perf.	3M Perf.	1Y Perf.	3M Perf. rel.	1Y Perf. rel.
6.4%	14.7%	41.6%	5.7%	27.6%
Last Price	52W High	52W Low	50D MA	200D MA
146.40	146.40	102.00	135.46	126.80
Valuations				
est. P/E	est. P/S	est. P/B	act. P/CF	est. Div. yield
14.3	4.2	0.8	5.9	4.4
Profile				
Ticker	MktCap. (m)	Free Float (%)	Main Exch.	Sector
VATN SW	2'312.0	99.7	SIX Swiss Ex	Financial

## 1-Year Daily Price Chart



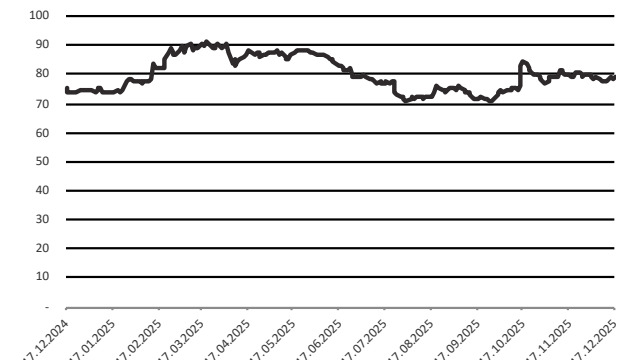
## Company Description

Nestle S.A. is a multinational packaged food company, that manufactures and markets a wide range of food products. The Company's product line includes milk, chocolate, confectionery, bottled water, coffee, creamer, food seasoning and pet foods.

## Metrics

1M Perf.	3M Perf.	1Y Perf.	3M Perf. rel.	1Y Perf. rel.
-0.6%	11.0%	5.5%	2.2%	-4.9%
Last Price	52W High	52W Low	50D MA	200D MA
79.36	91.72	69.90	79.20	80.54
Valuations				
est. P/E	est. P/S	est. P/B	act. P/CF	est. Div. yield
17.7	2.3	NA	14.0	3.9
Profile				
Ticker	MktCap. (m)	Free Float (%)	Main Exch.	Sector
NESN SW	204'472.6	99.9	SIX Swiss Ex	Consumer, Non-cyclical

## 1-Year Daily Price Chart



Source: Bloomberg

# Stock Collection (4/10)

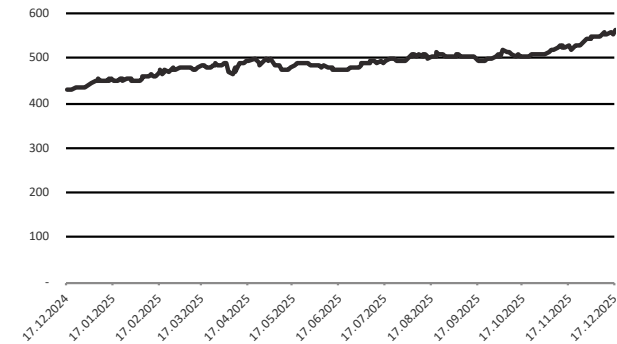
## Company Description

St. Galler Kantonalbank AG is a Swiss regional bank. The Bank offers retail and commercial banking as well as private and institutional banking. SGKB also provides asset management and financial planning services. The Bank offers its services in the Canton of St. Gall through a network of branches.

## Metrics

1M Perf.	3M Perf.	1Y Perf.	3M Perf. rel.	1Y Perf. rel.
7.0%	13.8%	32.8%	4.8%	19.7%
Last Price	52W High	52W Low	50D MA	200D MA
564.00	564.00	419.75	525.40	498.48
Valuations				
est. P/E	est. P/S	est. P/B	act. P/CF	est. Div. yield
14.4	5.6	1.1	NA	3.5
Profile				
Ticker	MktCap. (m)	Free Float (%)	Main Exch.	Sector
SGKN SW	3'380.4	48.6	SIX Swiss Ex	Financial

## 1-Year Daily Price Chart



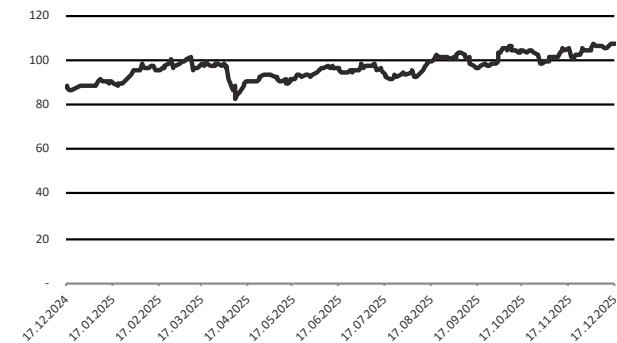
## Company Description

Novartis AG manufactures pharmaceutical and consumer healthcare products. The Company uses innovative science and digital technologies to create transformative treatments in areas of great medical need. Novartis offers patent protected prescription medicine and generic pharmaceuticals and biosimilars.

## Metrics

1M Perf.	3M Perf.	1Y Perf.	3M Perf. rel.	1Y Perf. rel.
2.1%	11.8%	21.7%	2.9%	9.7%
Last Price	52W High	52W Low	50D MA	200D MA
107.96	109.16	81.10	104.00	98.21
Valuations				
est. P/E	est. P/S	est. P/B	act. P/CF	est. Div. yield
15.0	5.1	NA	11.7	3.1
Profile				
Ticker	MktCap. (m)	Free Float (%)	Main Exch.	Sector
NOVN SW	228'057.1	92.9	SIX Swiss Ex	Consumer, Non-cyclical

## 1-Year Daily Price Chart



Source: Bloomberg

# Stock Collection (5/10)

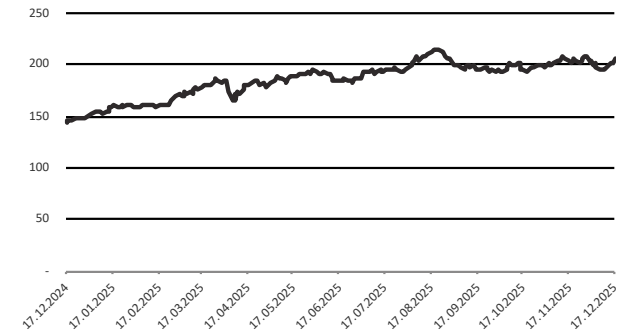
## Company Description

Helvetia Baloise Holding AG operates as a holding company. The Company, through its subsidiaries, provides insurance, pension, asset management, and financial solutions. Helvetia Baloise Holding serves customers worldwide.

## Metrics

1M Perf.	3M Perf.	1Y Perf.	3M Perf. rel.	1Y Perf. rel.
0.9%	5.7%	42.8%	-2.6%	28.6%
Last Price	52W High	52W Low	50D MA	200D MA
207.00	216.60	143.10	201.14	193.38
Valuations				
est. P/E	est. P/S	est. P/B	act. P/CF	est. Div. yield
18.0	NA	NA	35.9	3.6
Profile				
Ticker	MktCap. (m)	Free Float (%)	Main Exch.	Sector
HBAN SW	20'579.5	77.2	SIX Swiss Ex	Financial

## 1-Year Daily Price Chart



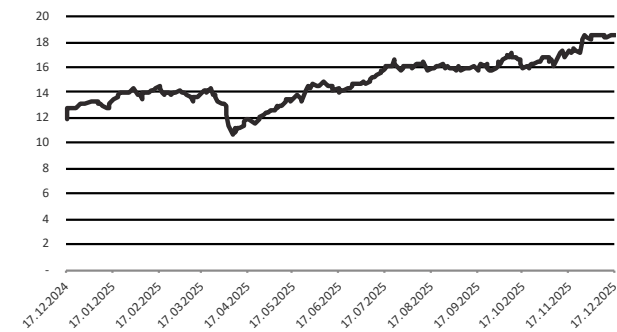
## Company Description

EFG International AG is a bank holding company. The Bank offers private banking and asset management services.

## Metrics

1M Perf.	3M Perf.	1Y Perf.	3M Perf. rel.	1Y Perf. rel.
7.4%	17.7%	62.7%	8.4%	46.6%
Last Price	52W High	52W Low	50D MA	200D MA
18.58	18.80	9.39	17.25	15.19
Valuations				
est. P/E	est. P/S	est. P/B	act. P/CF	est. Div. yield
15.3	3.5	2.7	NA	3.6
Profile				
Ticker	MktCap. (m)	Free Float (%)	Main Exch.	Sector
EFGN SW	5'698.3	32.6	SIX Swiss Ex	Financial

## 1-Year Daily Price Chart



Source: Bloomberg

# Stock Collection (6/10)

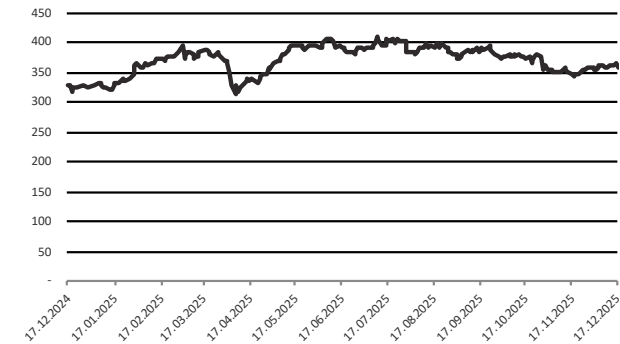
## Company Description

Bucher Industries AG manufactures food processing machinery, vehicles, and hydraulic components. The Company produces fruit and vegetable juice processing machinery, fodder harvesters, plows, seed drills, feed mixers, plant sprayers, spreaders, street sweepers, and snow blowers. Bucher operates worldwide.

## Metrics

1M Perf.	3M Perf.	1Y Perf.	3M Perf. rel.	1Y Perf. rel.
3.4%	-7.0%	9.1%	-14.3%	-1.7%
Last Price	52W High	52W Low	50D MA	200D MA
360.00	410.50	275.00	361.85	377.52
Valuations				
est. P/E	est. P/S	est. P/B	act. P/CF	est. Div. yield
17.0	1.3	NA	8.9	3.0
Profile				
Ticker	MktCap. (m)	Free Float (%)	Main Exch.	Sector
BUCN SW	3'690.0	52.6	SIX Swiss Ex	Industrial

## 1-Year Daily Price Chart



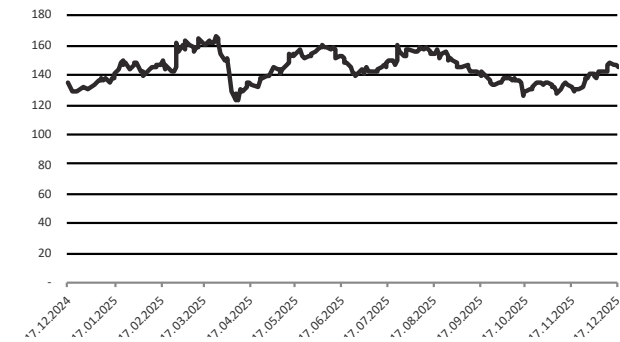
## Company Description

Sulzer AG manufactures flow control and applicators. The Company specializes in pumping solutions and services for rotating equipment, as well as separation, mixing, and application technology. Sulzer serves customers worldwide.

## Metrics

1M Perf.	3M Perf.	1Y Perf.	3M Perf. rel.	1Y Perf. rel.
9.4%	3.6%	7.7%	-4.6%	-2.9%
Last Price	52W High	52W Low	50D MA	200D MA
144.80	166.80	102.00	135.52	144.98
Valuations				
est. P/E	est. P/S	est. P/B	act. P/CF	est. Div. yield
14.8	1.4	NA	16.0	3.1
Profile				
Ticker	MktCap. (m)	Free Float (%)	Main Exch.	Sector
SUN SW	4'961.2	49.6	SIX Swiss Ex	Industrial

## 1-Year Daily Price Chart



Source: Bloomberg



# Stock Collection (7/10)

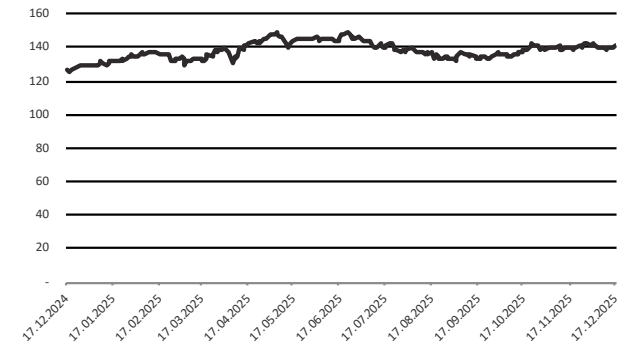
## Company Description

PSP Swiss Property AG owns and manages real estate. The Company owns a portfolio of office and business premises at exclusive locations in Switzerland's key economic centers, including Zurich, Geneva, Basel, Bern and Lausanne.

## Metrics

1M Perf.	3M Perf.	1Y Perf.	3M Perf. rel.	1Y Perf. rel.
1.0%	6.0%	10.6%	-2.3%	-0.3%
Last Price	52W High	52W Low	50D MA	200D MA
140.60	150.01	124.50	139.52	139.31
Valuations				
est. P/E	est. P/S	est. P/B	act. P/CF	est. Div. yield
26.6	NA	NA	27.1	2.8
Profile				
Ticker	MktCap. (m)	Free Float (%)	Main Exch.	Sector
PSPN SW	6'449.0	99.6	SIX Swiss Ex	Financial

## 1-Year Daily Price Chart



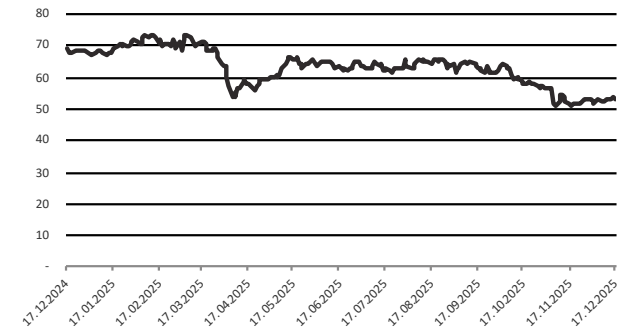
## Company Description

Georg Fischer AG is a global supplier in the safe transportation of liquids and gases, in the production of lightweight casting components and high-precision manufacturing technologies. Headquartered in Switzerland, it was founded in 1802. The company is located in over 30 countries. Georg Fischer comprises of three divisions: GF Piping Systems, GF Casting Solutions, and GF Machining

## Metrics

1M Perf.	3M Perf.	1Y Perf.	3M Perf. rel.	1Y Perf. rel.
1.5%	-16.1%	-23.7%	-22.7%	-31.3%
Last Price	52W High	52W Low	50D MA	200D MA
52.85	74.20	50.00	55.01	61.65
Valuations				
est. P/E	est. P/S	est. P/B	act. P/CF	est. Div. yield
18.0	1.1	NA	11.3	2.6
Profile				
Ticker	MktCap. (m)	Free Float (%)	Main Exch.	Sector
GF SW	4'334.6	86.2	SIX Swiss Ex	Industrial

## 1-Year Daily Price Chart



Source: Bloomberg

# Stock Collection (8/10)

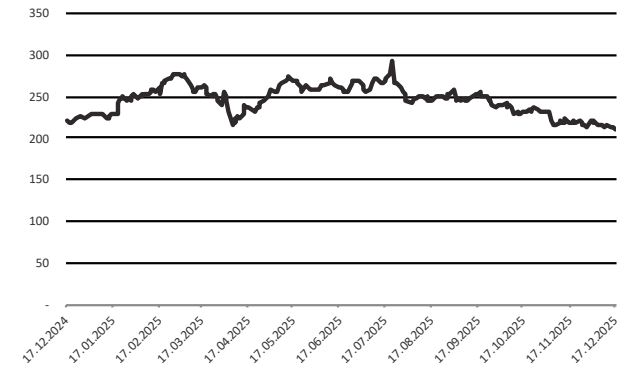
## Company Description

ALSO Holding AG wholesales information technology and consumer electronics products. The Company's products include computer hardware and software.

## Metrics

1M Perf.	3M Perf.	1Y Perf.	3M Perf. rel.	1Y Perf. rel.
-4.3%	-16.8%	-4.5%	-23.4%	-14.0%
Last Price	52W High	52W Low	50D MA	200D MA
210.00	298.50	196.40	223.64	246.87
Valuations				
est. P/E	est. P/S	est. P/B	act. P/CF	est. Div. yield
14.5	0.2	NA	NA	2.4
Profile				
Ticker	MktCap. (m)	Free Float (%)	Main Exch.	Sector
ALSN SW	2'698.3	44.1	SIX Swiss Ex	Consumer, Cyclical

## 1-Year Daily Price Chart



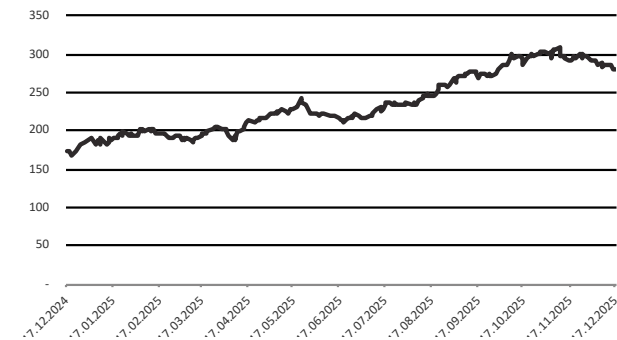
## Company Description

Compagnie Financiere Tradition SA (CFT) offers brokerage services. The Company affords traders, market makers, and treasurers of large corporations the ability to trade interest rate, forex, energy and balance sheet instruments, securities, precious metals, and derivatives over-the-counter. CFT operates worldwide.

## Metrics

1M Perf.	3M Perf.	1Y Perf.	3M Perf. rel.	1Y Perf. rel.
-3.4%	4.9%	61.5%	-3.4%	45.5%
Last Price	52W High	52W Low	50D MA	200D MA
281.00	313.39	166.00	295.04	246.48
Valuations				
est. P/E	est. P/S	est. P/B	act. P/CF	est. Div. yield
15.8	1.9	NA	13.3	2.7
Profile				
Ticker	MktCap. (m)	Free Float (%)	Main Exch.	Sector
CFT SW	2'250.0	25.3	SIX Swiss Ex	Financial

## 1-Year Daily Price Chart



Source: Bloomberg

# Stock Collection (9/10)

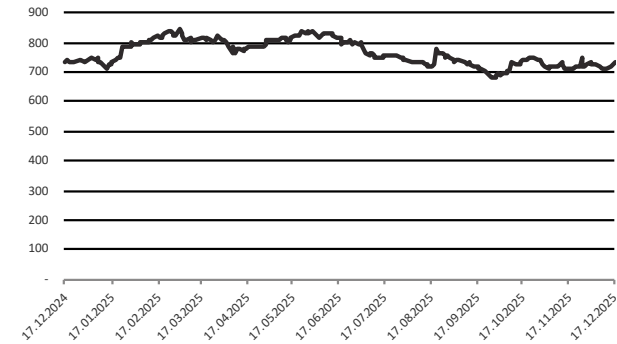
## Company Description

Emmi AG provides dairy products. The Company offers drinking milk, coffee, butter, cheese, cream, and other dairy products. Emmi serves customers worldwide.

## Metrics

1M Perf.	3M Perf.	1Y Perf.	3M Perf. rel.	1Y Perf. rel.
2.5%	2.0%	-0.8%	-6.1%	-10.6%
Last Price	52W High	52W Low	50D MA	200D MA
731.00	851.00	676.00	725.28	761.83
Valuations				
est. P/E	est. P/S	est. P/B	act. P/CF	est. Div. yield
15.9	0.8	NA	9.8	2.4
Profile				
Ticker	MktCap. (m)	Free Float (%)	Main Exch.	Sector
EMMN SW	3'910.7	39.5	SIX Swiss Ex	Consumer, Non-cyclical

## 1-Year Daily Price Chart



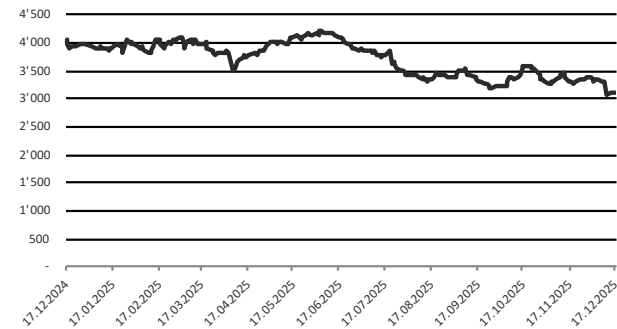
## Company Description

Givaudan SA manufactures and markets fragrances and flavors from natural and synthetic ingredients. The Company sells its products to manufacturers of perfumes, beverages, prepared foods, and consumer goods. Givaudan operates worldwide.

## Metrics

1M Perf.	3M Perf.	1Y Perf.	3M Perf. rel.	1Y Perf. rel.
-6.2%	-5.6%	-23.2%	-13.1%	-30.8%
Last Price	52W High	52W Low	50D MA	200D MA
3117.00	4236.00	3013.00	3356.60	3641.13
Valuations				
est. P/E	est. P/S	est. P/B	act. P/CF	est. Div. yield
24.2	3.8	NA	21.0	2.3
Profile				
Ticker	MktCap. (m)	Free Float (%)	Main Exch.	Sector
GIVN SW	28'781.1	82.8	SIX Swiss Ex	Basic Materials

## 1-Year Daily Price Chart



Source: Bloomberg

# Stock Collection (10/10)

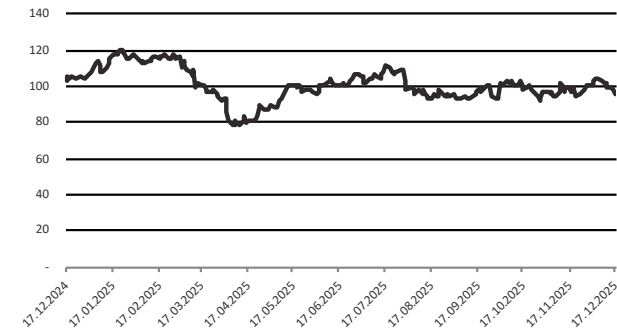
## Company Description

BKW AG is an energy company that provides energy supply services. The Company focuses on the production, transportation, trading and sale of energy. In addition to energy supply, BKW develops, implements and operates energy solutions for its clients.

## Metrics

1M Perf.	3M Perf.	1Y Perf.	3M Perf. rel.	1Y Perf. rel.
0.4%	2.5%	12.7%	-5.6%	1.5%
Last Price	52W High	52W Low	50D MA	200D MA
167.20	184.40	143.70	172.20	168.23
Valuations				
est. P/E	est. P/S	est. P/B	act. P/CF	est. Div. yield
16.0	NA	NA	12.0	2.3
Profile				
Ticker	MktCap. (m)	Free Float (%)	Main Exch.	Sector
BKW SW	8'828.2	37.4	SIX Swiss Ex	Utilities

## 1-Year Daily Price Chart



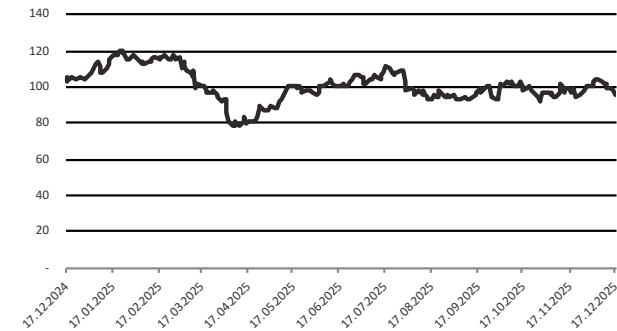
## Company Description

Inficon Holding AG develops, manufactures and markets vacuum instruments used to monitor and control production processes. The Company's products help semiconductor manufacturers to monitor and control their manufacturing processes and prepare computer chips for packaging. Inficon also manufactures refrigerant and helium leak detectors, and vacuum control products.

## Metrics

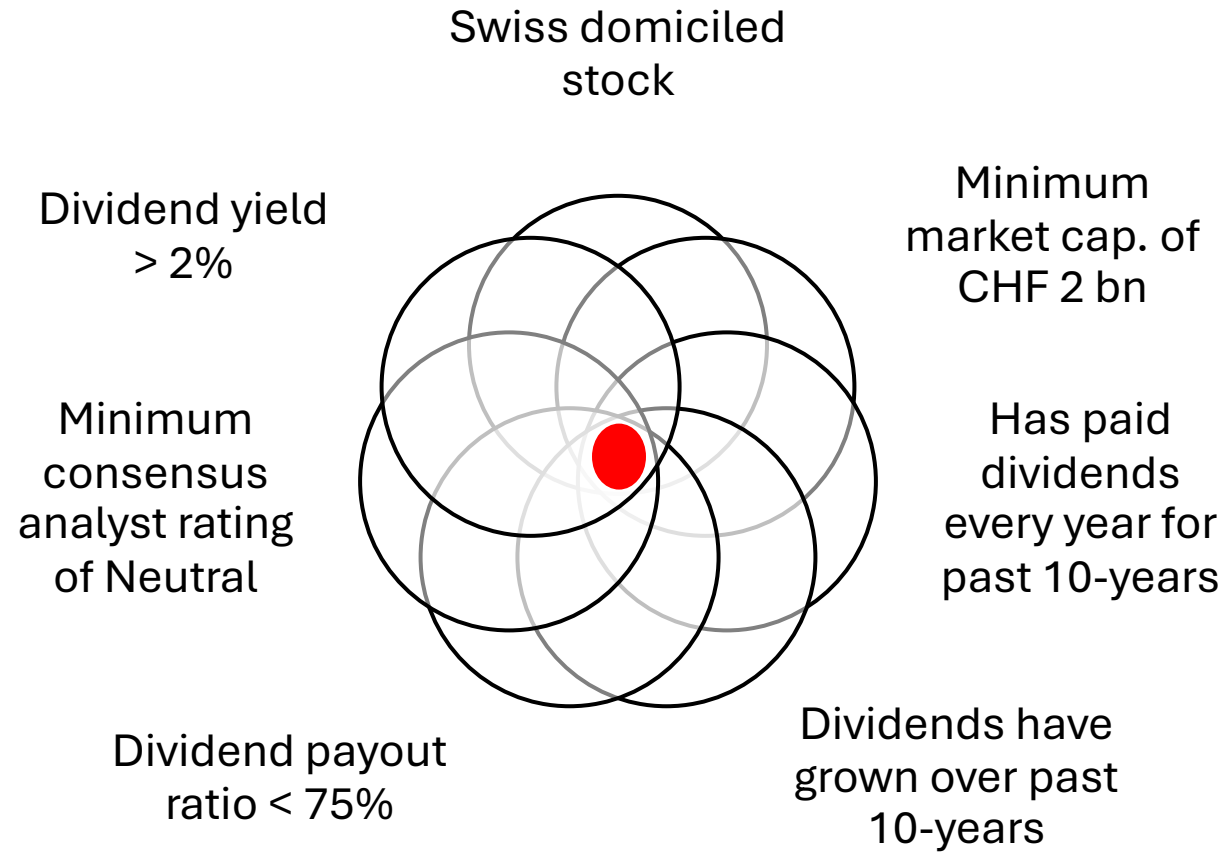
1M Perf.	3M Perf.	1Y Perf.	3M Perf. rel.	1Y Perf. rel.
-3.7%	-2.4%	-7.7%	-10.1%	-16.9%
Last Price	52W High	52W Low	50D MA	200D MA
95.40	121.00	66.60	98.81	97.90
Valuations				
est. P/E	est. P/S	est. P/B	act. P/CF	est. Div. yield
26.5	4.2	NA	26.2	2.0
Profile				
Ticker	MktCap. (m)	Free Float (%)	Main Exch.	Sector
IFCN SW	2'332.7	69.4	SIX Swiss Ex	Industrial

## 1-Year Daily Price Chart



Source: Bloomberg

# Appendix: stock selection criteria





# Terminology

Abbreviation / Name	Definition
CRNCY	Trading currency.
LAST	Indicative last available price.
MKT CAP	Company market capitalisation in millions.
CHG% YTD	Year-to-date stock price change in percent.
CHG% YTD	Twelve-month stock price change in percent.
PE	Trailing 12-month price-to-earnings ratio.
DVD	Trailing 12-month dividend yield.
ANR	Analyst consensus rating whereby 5=Strong Buy and 1=Strong Sell.
3M Perf. rel.	3 Month performance of the stock relative to the market index in percent. A positive number indicates outperformance.
52W Hi	Stock 52 week high.
52W Lo	Stock 52 week low.
50D MA	Stock price 50-day moving average.
200D MA	Stock price 200-day moving average.
est. P/E	Price-to-earnings ratio based on next-year estimated earnings per share.
est. P/S	Price-to-sales ratio based on next-year estimated sales per share.
est. P/B	Price-to-book ratio based on next-year estimated book value per share.
act. P/CF	Price-to-cashflow based on cashflows over the past four quarters (where available.)
Est. Div. yield	Estimated annual dividend based on the current calendar year divided by the current shar price.
Dividend payout ratio	Percentage of a firm's net earnings that are paid out to shareholders as dividends.

# Legal Disclaimer

The information contained in this document constitutes neither an offer nor an individual recommendation or solicitation to buy or sell investment instruments or to engage in other transactions. It is for information purposes only. The information used herein originates from sources that we consider reliable, but for whose trustworthiness the Atiyyah Investment Intelligence (All) assumes no liability. All also assumes no liability or guarantee for the accuracy, balance or completeness of the information. The content of documents may change at any time, and All is under no obligation to update these documents or to inform recipients of these documents of any changes. All information, in particular information on prices, risks and opportunities, is provided without guarantee. All does not provide any legal or tax advice in connection with any investment ideas or services. It is the responsibility of clients or interested parties to obtain appropriate advice from independent legal or tax advisors. Please seek advice from qualified personnel before making any investment decisions or decisions in which tax aspects play a role. The value of investments, however safe they are perceived to be, may rise or fall. Investments in foreign currencies are also subject to currency fluctuations. The future performance of investments cannot be derived from past price trends. All disclaims, without limitation, all liability for any loss or damage (whether direct, indirect or consequential) of any kind arising out of or in connection with the use of this material. These documents and their contents are not intended for person who are subject to a legal system which prohibits the distribution or transfer of these documents or which makes such distribution or transfer subject to the existence of a corresponding license. Persons who come into possession of these documents must inform themselves about any restrictions and comply with them. All rights to illustrations used in these documents (images, graphics, etc.) remain with All or the respective rights holders.



