

For Information Purposes Only

portfoliocoach.ch
Knowing what to do, doing what you know

CHF Stock Collection

Best Rated

09.01.2026

Stock Collection



ISIN	TICKER	NAME	SECTOR	CRNCY	LAST	MKT CAP	CHG%YTD	CHG% 1Y	PE	DVD	ANR
CH0013841017	LONN SW	LONZA GROUP AG-REG	Life Sciences Tools & Services	CHF	552.0	38'766	2.6	-0.5	53.1	0.4	4.6
CH1335392721	GALD SW	GALDERMA GROUP AG	Pharmaceuticals	CHF	163.2	38'825	0.7	52.8	128.0	0.1	4.3
CH0432492467	ALC SW	ALCON INC	Health Care Supplies	CHF	64.6	32'261	2.0	-15.5	38.1	0.4	4.3
CH1430134226	AMRZ SW	AMRIZE LTD	Construction Materials	CHF	43.5	24'653	-0.2	NA	NA	NA	4.3
CH0210483332	CFR SW	CIE FINANCIERE RICHEMO-A REG	Apparel, Accessories & Luxury	CHF	174.2	102'982	1.2	24.8	28.7	1.7	4.1
CH0418792922	SIKA SW	SIKA AG-REG	Specialty Chemicals	CHF	162.5	26'078	-0.1	-24.6	21.3	2.2	4.1
CH0010645932	GIVN SW	GIVAUDAN-REG	Specialty Chemicals	CHF	3163.0	29'206	0.5	-19.7	26.7	2.2	4.0
CH1175448666	STMN SW	STRAUMANN HOLDING AG-REG	Health Care Equipment	CHF	100.0	15'946	7.0	-14.0	37.2	0.4	4.0
CH0012032113	RO SW	ROCHE HOLDING AG-BR	Pharmaceuticals	CHF	346.2	275'386	3.3	19.0	29.2	2.8	4.0
CH0024608827	PGHN SW	PARTNERS GROUP HOLDING AG	Asset Management & Custody Ban	CHF	1003.5	26'793	2.1	-24.5	21.8	4.2	3.9
CH0012032048	ROG SW	ROCHE HOLDING AG-GENUSSCHEIN	Pharmaceuticals	CHF	339.4	275'386	3.4	24.9	28.7	2.9	3.9
CH0038863350	NESN SW	NESTLE SA-REG	Packaged Foods & Meats	CHF	74.4	191'590	-5.6	-1.0	18.6	4.1	3.9
CH0012214059	HOLN SW	HOLCIM LTD	Construction Materials	CHF	79.1	44'829	1.7	80.1	16.7	3.9	3.8
CH0311864901	VACN SW	VAT GROUP AG	Industrial Machinery & Supplie	CHF	433.3	12'999	12.3	27.7	58.1	1.4	3.8
CH1243598427	SDZ SW	SANDOZ GROUP AG	Pharmaceuticals	CHF	60.5	26'638	4.7	54.9	145.6	1.0	3.8
CH0025751329	LOGN SW	LOGITECH INTERNATIONAL-REG	Technology Hardware, Storage &	CHF	76.3	12'271	-6.4	-2.8	21.4	1.7	3.8
CH0008038389	SPSN SW	SWISS PRIME SITE-REG	Real Estate Operating Companie	CHF	125.8	10'093	2.1	26.5	27.3	2.7	3.7
CH0244767585	UBSG SW	UBS GROUP AG-REG	Diversified Capital Markets	CHF	37.9	126'579	2.5	26.7	20.5	1.0	3.6
CH0012005267	NOVN SW	NOVARTIS AG-REG	Pharmaceuticals	CHF	113.8	240'309	3.8	24.1	19.3	3.1	3.5
CH1256740924	SGSN SW	SGS SA-REG	Research & Consulting Services	CHF	94.6	18'430	4.1	1.6	28.7	3.4	3.4

Stock Collection (1/10)

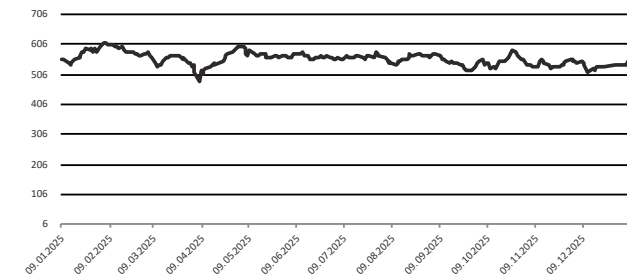
Company Description

Lonza is a global partner to the pharmaceutical, biotech and nutrition markets. The company works with healthcare customers to develop, manufacture and commercialize medical treatments and technologies to treat patients against a range of diseases. Founded in the Swiss Alps, Lonza now operates across Europe, North America, South America, Asia and Oceania.

Metrics

1M Perf.	3M Perf.	1Y Perf.	3M Perf. rel.	1Y Perf. rel.
1.9%	1.4%	-0.5%	-4.2%	-11.1%
Last Price	52W High	52W Low	50D MA	200D MA
552.00	613.86	466.18	542.87	553.80
Valuations				
est. P/E	est. P/S	est. P/B	act. P/CF	est. Div. yield
28.1	5.0	4.2	33.3	553.8
Profile				
Ticker	MktCap. (m)	Free Float (%)	Main Exch.	Sector
LONN SW	38'766.4	100.0	SIX Swiss Ex	Consumer, Non-cyclical

1-Year Daily Price Chart



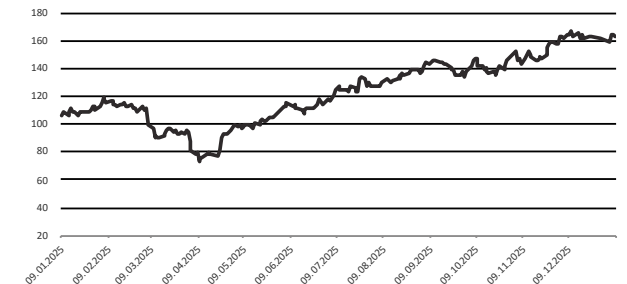
Company Description

Galderma Group AG operates as a dermatology company. The Company delivers science-based portfolio of brands and services that span the full spectrum of self-care dermatology market through injectable aesthetics, dermatological skincare, and therapeutic dermatology. Galderma Group serves customers worldwide.

Metrics

1M Perf.	3M Perf.	1Y Perf.	3M Perf. rel.	1Y Perf. rel.
-1.4%	10.9%	52.8%	4.8%	36.5%
Last Price	52W High	52W Low	50D MA	200D MA
163.20	170.14	72.63	155.52	127.54
Valuations				
est. P/E	est. P/S	est. P/B	act. P/CF	est. Div. yield
45.2	8.5	NA	51.0	127.5
Profile				
Ticker	MktCap. (m)	Free Float (%)	Main Exch.	Sector
GALD SW	38'824.9	88.9	SIX Swiss Ex	Consumer, Non-cyclical

1-Year Daily Price Chart



Source: Bloomberg

Stock Collection (2/10)

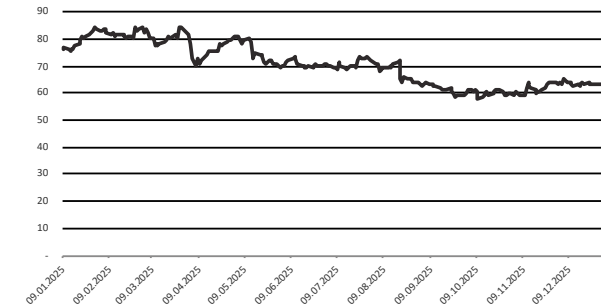
Company Description

Alcon Inc. manufactures eye care products. The Company produces and markets vitreoretinal and cataract surgery, contact lenses, and refractive technology products. Alcon serves medical industry worldwide.

Metrics

1M Perf.	3M Perf.	1Y Perf.	3M Perf. rel.	1Y Perf. rel.
0.6%	6.5%	-15.5%	0.6%	-24.5%
Last Price	52W High	52W Low	50D MA	200D MA
64.56	87.00	57.68	62.32	67.99
Valuations				
est. P/E	est. P/S	est. P/B	act. P/CF	est. Div. yield
23.8	3.7	NA	19.7	68.0
Profile				
Ticker	MktCap. (m)	Free Float (%)	Main Exch.	Sector
ALC SW	32'260.6	100.0	SIX Swiss Ex	Consumer, Non-cyclical

1-Year Daily Price Chart



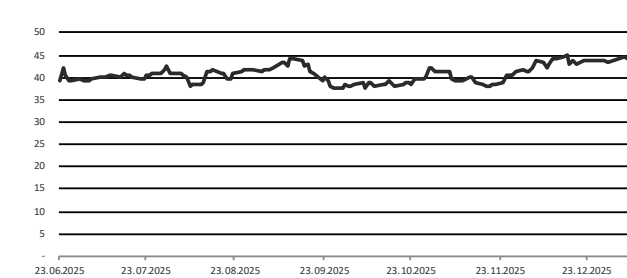
Company Description

Amrize Ltd provides building solutions. The Company supplies building materials such as cement, aggregates, ready-mix, asphalt, and concrete products, as well as offers building envelope systems with advanced roofing, insulation, sealants, and weatherization. Amrize serves infrastructure, commercial, and residential markets in the United States, Canada, and Switzerland.

Metrics

1M Perf.	3M Perf.	1Y Perf.	3M Perf. rel.	1Y Perf. rel.
3.4%	12.1%	#VALUE!	5.9%	#VALUE!
Last Price	52W High	52W Low	50D MA	200D MA
43.49	46.00	35.20	41.48	NA
Valuations				
est. P/E	est. P/S	est. P/B	act. P/CF	est. Div. yield
19.8	2.5	2.3	NA	NA
Profile				
Ticker	MktCap. (m)	Free Float (%)	Main Exch.	Sector
AMRZ SW	24'653.4	85.8	SIX Swiss Ex	Industrial

1-Year Daily Price Chart



Source: Bloomberg

Stock Collection (3/10)

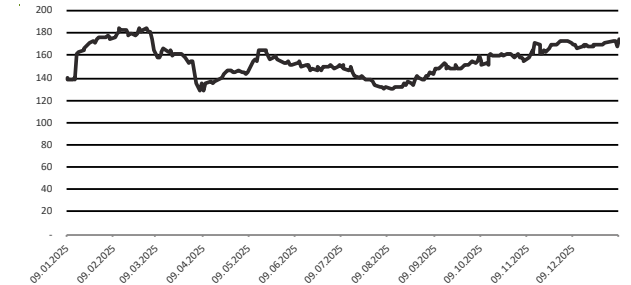
Company Description

Compagnie Financiere Richemont SA, through subsidiaries, manufactures and retails luxury goods. The Company produces jewelry, watches, leather goods, writing instruments, and men's and women's wear. Compagnie Financiere Richemont serves customers worldwide.

Metrics

1M Perf.	3M Perf.	1Y Perf.	3M Perf. rel.	1Y Perf. rel.
2.4%	12.2%	24.8%	6.0%	11.5%
Last Price	52W High	52W Low	50D MA	200D MA
174.15	187.55	120.60	166.49	152.24
Valuations				
est. P/E	est. P/S	est. P/B	act. P/CF	est. Div. yield
27.1	4.8	NA	21.5	152.2
Profile				
Ticker	MktCap. (m)	Free Float (%)	Main Exch.	Sector
CFR SW	102'981.9	96.6	SIX Swiss Ex	Consumer, Cyclical

1-Year Daily Price Chart



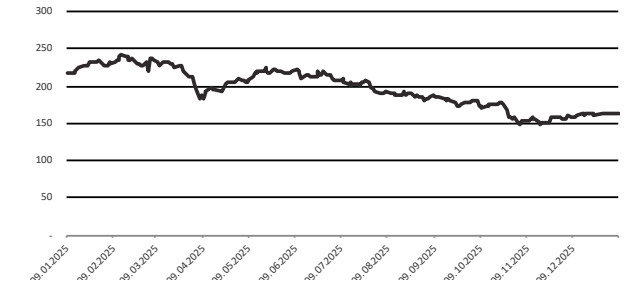
Company Description

Sika AG operates as a specialty chemicals company. The Company specializes in development and production of systems and products for bonding, sealing, damping, reinforcing, and protection in the building sector and automotive industry. Sika serves customers worldwide.

Metrics

1M Perf.	3M Perf.	1Y Perf.	3M Perf. rel.	1Y Perf. rel.
-3.3%	-6.2%	-24.6%	-11.4%	-32.6%
Last Price	52W High	52W Low	50D MA	200D MA
162.50	243.55	147.65	158.33	189.29
Valuations				
est. P/E	est. P/S	est. P/B	act. P/CF	est. Div. yield
20.5	2.3	NA	18.3	189.3
Profile				
Ticker	MktCap. (m)	Free Float (%)	Main Exch.	Sector
SIKA SW	26'077.9	99.8	SIX Swiss Ex	Industrial

1-Year Daily Price Chart



Source: Bloomberg

Stock Collection (4/10)

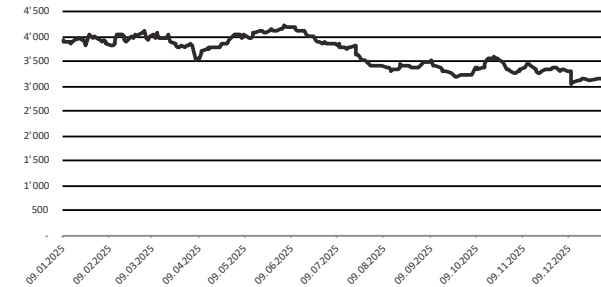
Company Description

Givaudan SA manufactures and markets fragrances and flavors from natural and synthetic ingredients. The Company sells its products to manufacturers of perfumes, beverages, prepared foods, and consumer goods. Givaudan operates worldwide.

Metrics

1M Perf.	3M Perf.	1Y Perf.	3M Perf. rel.	1Y Perf. rel.
-4.6%	-6.3%	-19.7%	-11.5%	-28.3%
Last Price	52W High	52W Low	50D MA	200D MA
3163.00	4236.00	3013.00	3283.62	3593.24
Valuations				
est. P/E	est. P/S	est. P/B	act. P/CF	est. Div. yield
24.5	3.9	NA	21.3	3593.2
Profile				
Ticker	MktCap. (m)	Free Float (%)	Main Exch.	Sector
GIVN SW	29'205.8	82.8	SIX Swiss Ex	Basic Materials

1-Year Daily Price Chart



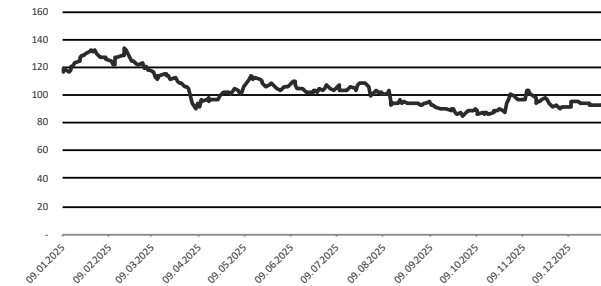
Company Description

Straumann Holding AG develops, produces and sells dental implants. The Company manufactures metal devices implantable in the jaw, in place of missing teeth, to which prosthetic teeth are attached. Straumann has subsidiaries throughout Europe and North America. The Company sells its products worldwide.

Metrics

1M Perf.	3M Perf.	1Y Perf.	3M Perf. rel.	1Y Perf. rel.
9.5%	12.0%	-14.0%	5.8%	-23.2%
Last Price	52W High	52W Low	50D MA	200D MA
100.00	133.91	82.77	95.34	98.99
Valuations				
est. P/E	est. P/S	est. P/B	act. P/CF	est. Div. yield
29.3	6.4	NA	31.4	99.0
Profile				
Ticker	MktCap. (m)	Free Float (%)	Main Exch.	Sector
STMN SW	15'945.5	70.8	SIX Swiss Ex	Consumer, Non-cyclical

1-Year Daily Price Chart



Source: Bloomberg

Stock Collection (5/10)

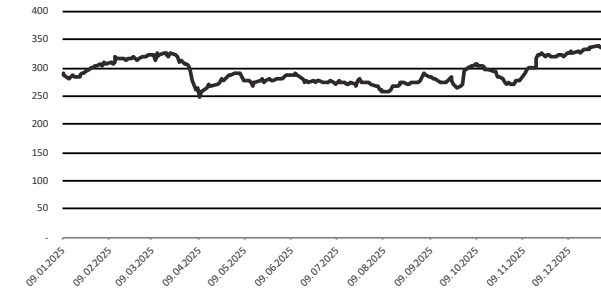
Company Description

Roche Holding AG develops and manufactures pharmaceutical and diagnostic products. The Company produces prescription drugs in the areas of cardiovascular, infectious, autoimmune, respiratory diseases, dermatology, metabolic disorders, oncology, transplantation, and the central nervous system. Roche Holding serves customers worldwide.

Metrics

1M Perf.	3M Perf.	1Y Perf.	3M Perf. rel.	1Y Perf. rel.
6.3%	12.4%	19.0%	6.2%	6.3%
Last Price	52W High	52W Low	50D MA	200D MA
346.20	349.20	244.00	312.56	288.98
Valuations				
est. P/E	est. P/S	est. P/B	act. P/CF	est. Div. yield
16.9	4.4	NA	14.8	289.0
Profile				
Ticker	MktCap. (m)	Free Float (%)	Main Exch.	Sector
RO SW	275'386.2	27.2	SIX Swiss Ex	Consumer, Non-cyclical

1-Year Daily Price Chart



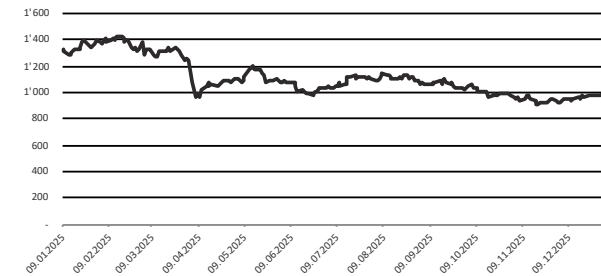
Company Description

Partners Group Holding AG operates as a holding company. The Company, through its subsidiaries, provides investment programs under management in private equity, real estate, infrastructure, and debt. Partners Group Holding serves clients worldwide.

Metrics

1M Perf.	3M Perf.	1Y Perf.	3M Perf. rel.	1Y Perf. rel.
5.1%	-3.0%	-24.5%	-8.4%	-32.6%
Last Price	52W High	52W Low	50D MA	200D MA
1003.50	1426.50	898.80	961.95	1058.71
Valuations				
est. P/E	est. P/S	est. P/B	act. P/CF	est. Div. yield
18.8	10.0	10.6	35.0	1058.7
Profile				
Ticker	MktCap. (m)	Free Float (%)	Main Exch.	Sector
PGHN SW	26'793.5	80.4	SIX Swiss Ex	Financial

1-Year Daily Price Chart



Source: Bloomberg

Stock Collection (6/10)

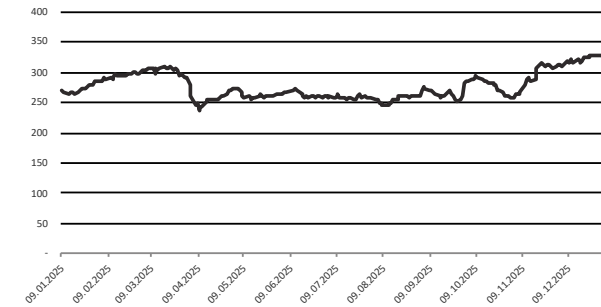
Company Description

Roche Holding AG develops and manufactures pharmaceutical and diagnostic products. The Company produces prescription drugs in the areas of cardiovascular, infectious, autoimmune, respiratory diseases, dermatology, metabolic disorders, oncology, transplantation, and the central nervous system. Roche Holding serves customers worldwide.

Metrics

1M Perf.	3M Perf.	1Y Perf.	3M Perf. rel.	1Y Perf. rel.
7.6%	15.6%	24.9%	9.2%	11.6%
Last Price	52W High	52W Low	50D MA	200D MA
339.40	342.30	231.90	301.78	274.84
Valuations				
est. P/E	est. P/S	est. P/B	act. P/CF	est. Div. yield
16.6	4.4	NA	14.5	274.8
Profile				
Ticker	MktCap. (m)	Free Float (%)	Main Exch.	Sector
ROG SW	275'386.2	99.4	SIX Swiss Ex	Consumer, Non-cyclical

1-Year Daily Price Chart



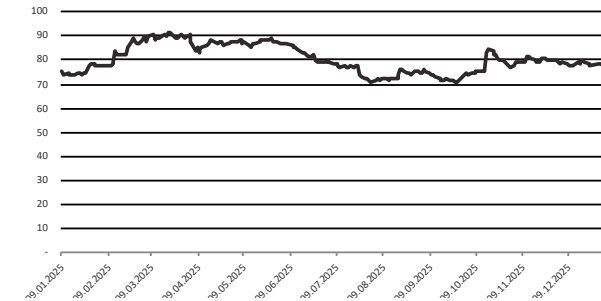
Company Description

Nestle S.A. is a multinational packaged food company, that manufactures and markets a wide range of food products. The Company's product line includes milk, chocolate, confectionery, bottled water, coffee, creamer, food seasoning and pet foods.

Metrics

1M Perf.	3M Perf.	1Y Perf.	3M Perf. rel.	1Y Perf. rel.
-4.6%	-0.8%	-1.0%	-6.3%	-11.6%
Last Price	52W High	52W Low	50D MA	200D MA
74.36	91.72	69.90	78.89	79.89
Valuations				
est. P/E	est. P/S	est. P/B	act. P/CF	est. Div. yield
16.6	2.1	NA	13.2	79.9
Profile				
Ticker	MktCap. (m)	Free Float (%)	Main Exch.	Sector
NESN SW	191'590.0	99.9	SIX Swiss Ex	Consumer, Non-cyclical

1-Year Daily Price Chart



Source: Bloomberg

Stock Collection (7/10)

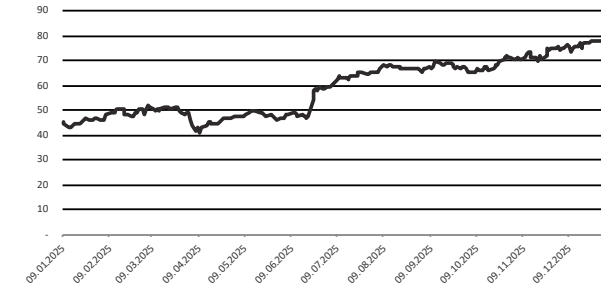
Company Description

Holcim AG provides building materials. The Company produces ready-mixed concrete, cement, clinker, aggregates, flooring, roofing, walling, green mobility, and building solutions. Holcim serves clients in Europe, Latin America, Asia, Middle East, and Africa.

Metrics

1M Perf.	3M Perf.	1Y Perf.	3M Perf. rel.	1Y Perf. rel.
4.8%	19.0%	80.1%	12.3%	60.9%
Last Price	52W High	52W Low	50D MA	200D MA
79.08	80.24	37.22	73.85	61.54
Valuations				
est. P/E	est. P/S	est. P/B	act. P/CF	est. Div. yield
21.7	2.8	NA	8.7	61.5
Profile				
Ticker	MktCap. (m)	Free Float (%)	Main Exch.	Sector
HOLN SW	44'828.5	85.1	SIX Swiss Ex	Industrial

1-Year Daily Price Chart



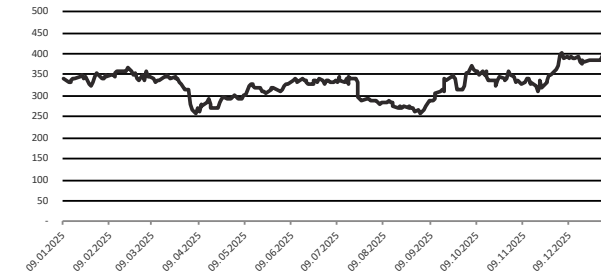
Company Description

VAT Group AG is a developer, manufacturer and supplier of vacuum valves, multi-valve modules and edge-welded bellows for use in semiconductor, display and solar panel manufacturing. The Company provides its products around the world.

Metrics

1M Perf.	3M Perf.	1Y Perf.	3M Perf. rel.	1Y Perf. rel.
11.2%	20.5%	27.7%	13.8%	14.1%
Last Price	52W High	52W Low	50D MA	200D MA
433.30	447.30	236.50	363.46	325.21
Valuations				
est. P/E	est. P/S	est. P/B	act. P/CF	est. Div. yield
48.7	12.0	NA	48.9	325.2
Profile				
Ticker	MktCap. (m)	Free Float (%)	Main Exch.	Sector
VACN SW	12'999.0	89.8	SIX Swiss Ex	Industrial

1-Year Daily Price Chart



Source: Bloomberg

Stock Collection (8/10)

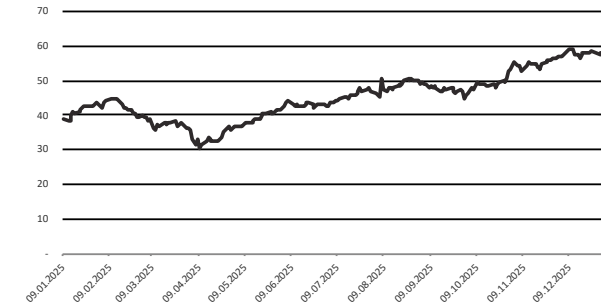
Company Description

Sandoz Group AG operates as a pharmaceutical company. The Company manufactures and distributes generic and biosimilar medicines for the treatment of patients with diseases such as cancer, diabetes, and arthritis. Sandoz Group serves customers worldwide.

Metrics

1M Perf.	3M Perf.	1Y Perf.	3M Perf. rel.	1Y Perf. rel.
2.7%	22.3%	54.9%	15.5%	38.4%
Last Price	52W High	52W Low	50D MA	200D MA
60.54	61.08	26.25	55.79	46.39
Valuations				
est. P/E	est. P/S	est. P/B	act. P/CF	est. Div. yield
19.1	2.9	NA	34.3	46.4
Profile				
Ticker	MktCap. (m)	Free Float (%)	Main Exch.	Sector
SDZ SW	26'637.6	99.7	SIX Swiss Ex	Consumer, Non-cyclical

1-Year Daily Price Chart



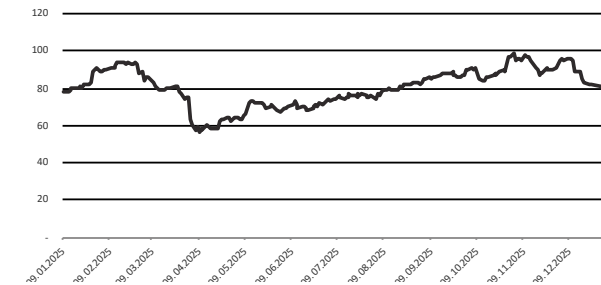
Company Description

Logitech International S.A. manufactures electronics. The Company offers keyboards, mobile devices, video conferencing, mouse, and headsets, as well as provides delivery services. Logitech International serves customers in Switzerland.

Metrics

1M Perf.	3M Perf.	1Y Perf.	3M Perf. rel.	1Y Perf. rel.
-20.8%	-13.4%	-2.8%	-18.2%	-13.2%
Last Price	52W High	52W Low	50D MA	200D MA
76.32	98.94	54.58	90.24	79.42
Valuations				
est. P/E	est. P/S	est. P/B	act. P/CF	est. Div. yield
16.6	3.1	6.5	16.6	79.4
Profile				
Ticker	MktCap. (m)	Free Float (%)	Main Exch.	Sector
LOGN SW	12'271.1	86.8	SIX Swiss Ex	Technology

1-Year Daily Price Chart



Source: Bloomberg

Stock Collection (9/10)

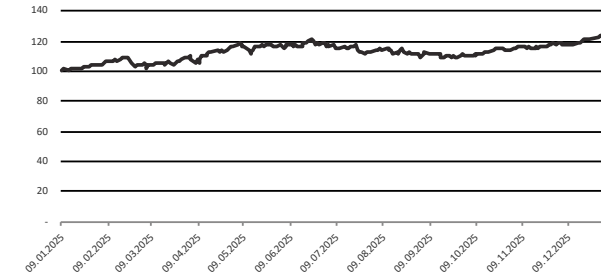
Company Description

Swiss Prime Site AG is a real estate investment company. The Company owns business and mixed-use business/residential buildings in commercial centers in Switzerland.

Metrics

1M Perf.	3M Perf.	1Y Perf.	3M Perf. rel.	1Y Perf. rel.
7.1%	14.4%	26.5%	8.0%	13.0%
Last Price	52W High	52W Low	50D MA	200D MA
125.80	126.30	98.77	117.74	114.40
Valuations				
est. P/E	est. P/S	est. P/B	act. P/CF	est. Div. yield
30.3	NA	NA	32.8	114.4
Profile				
Ticker	MktCap. (m)	Free Float (%)	Main Exch.	Sector
SPSN SW	10'093.5	99.9	SIX Swiss Ex	Financial

1-Year Daily Price Chart



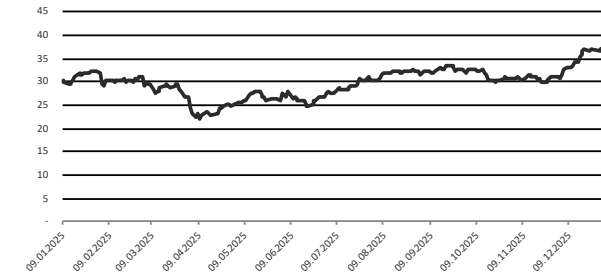
Company Description

UBS Group AG provides financial services to private, corporate, and institutional clients. The Company offers investment, retail, and corporate and institutional banking, as well as holistic wealth management planning and asset management services. UBS Group also offers securities services such as fund administration and third-party fund management.

Metrics

1M Perf.	3M Perf.	1Y Perf.	3M Perf. rel.	1Y Perf. rel.
14.0%	17.1%	26.7%	10.6%	13.2%
Last Price	52W High	52W Low	50D MA	200D MA
37.88	38.25	20.34	32.59	29.70
Valuations				
est. P/E	est. P/S	est. P/B	act. P/CF	est. Div. yield
14.7	3.1	1.7	7.0	29.7
Profile				
Ticker	MktCap. (m)	Free Float (%)	Main Exch.	Sector
UBSG SW	126'579.1	85.1	SIX Swiss Ex	Financial

1-Year Daily Price Chart



Source: Bloomberg

Stock Collection (10/10)

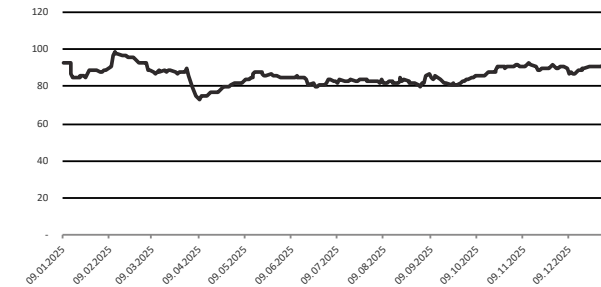
Company Description

Novartis AG manufactures pharmaceutical and consumer healthcare products. The Company uses innovative science and digital technologies to create transformative treatments in areas of great medical need. Novartis offers patent protected prescription medicine and generic pharmaceuticals and biosimilars.

Metrics

1M Perf.	3M Perf.	1Y Perf.	3M Perf. rel.	1Y Perf. rel.
6.5%	6.7%	24.1%	0.8%	10.9%
Last Price	52W High	52W Low	50D MA	200D MA
113.76	114.64	81.10	105.14	98.84
Valuations				
est. P/E	est. P/S	est. P/B	act. P/CF	est. Div. yield
15.8	5.4	NA	12.3	98.8
Profile				
Ticker	MktCap. (m)	Free Float (%)	Main Exch.	Sector
NOVN SW	240'309.1	92.9	SIX Swiss Ex	Consumer, Non-cyclical

1-Year Daily Price Chart



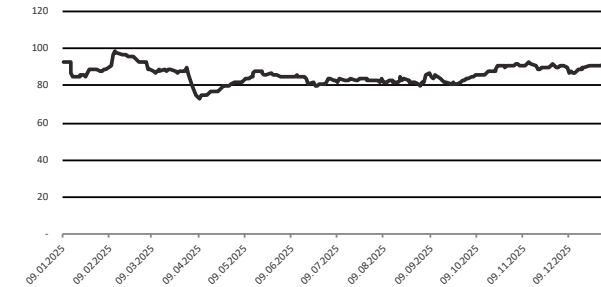
Company Description

SGS SA provides industrial inspection, analysis, testing, and verification services. The Company inspects, samples, analyzes, and monitors raw materials, petroleum, food, crops, chemicals, consumer goods, and production machinery for compliance with industrial standards and local regulatory requirements, including tax and duty. SGS serves business worldwide.

Metrics

1M Perf.	3M Perf.	1Y Perf.	3M Perf. rel.	1Y Perf. rel.
9.0%	10.0%	1.6%	3.9%	-9.2%
Last Price	52W High	52W Low	50D MA	200D MA
94.62	99.06	71.12	90.57	85.08
Valuations				
est. P/E	est. P/S	est. P/B	act. P/CF	est. Div. yield
23.0	2.5	NA	15.1	85.1
Profile				
Ticker	MktCap. (m)	Free Float (%)	Main Exch.	Sector
SGSN SW	18'429.8	71.3	SIX Swiss Ex	Consumer, Non-cyclical

1-Year Daily Price Chart



Source: Bloomberg

Terminology

Abbreviation / Name	Definition
CRNCY	Trading currency.
LAST	Indicative last available price.
MKT CAP	Company market capitalisation in millions.
CHG% YTD	Year-to-date stock price change in percent.
CHG% YTD	Twelve-month stock price change in percent.
PE	Trailing 12-month price-to-earnings ratio.
DVD	Trailing 12-month dividend yield.
ANR	Analyst consensus rating whereby 5=Strong Buy and 1=Strong Sell.
3M Perf. rel.	3 Month performance of the stock relative to the market index in percent. A positive number indicates outperformance.
52W Hi	Stock 52 week high.
52W Lo	Stock 52 week low.
50D MA	Stock price 50-day moving average.
200D MA	Stock price 200-day moving average.
est. P/E	Price-to-earnings ratio based on next-year estimated earnings per share.
est. P/S	Price-to-sales ratio based on next-year estimated sales per share.
est. P/B	Price-to-book ratio based on next-year estimated book value per share.
act. P/CF	Price-to-cashflow based on cashflows over the past four quarters (where available.)
est. Div. yield	Estimated annual dividend based on the current calendar year divided by the current shar price.

Legal Disclaimer

The information contained in this document constitutes neither an offer nor an individual recommendation or solicitation to buy or sell investment instruments or to engage in other transactions. It is for information purposes only. The information used herein originates from sources that we consider reliable, but for whose trustworthiness the Atiyyah Investment Intelligence (All) assumes no liability. All also assumes no liability or guarantee for the accuracy, balance or completeness of the information. The content of documents may change at any time, and All is under no obligation to update these documents or to inform recipients of these documents of any changes. All information, in particular information on prices, risks and opportunities, is provided without guarantee. All does not provide any legal or tax advice in connection with any investment ideas or services. It is the responsibility of clients or interested parties to obtain appropriate advice from independent legal or tax advisors. Please seek advice from qualified personnel before making any investment decisions or decisions in which tax aspects play a role. The value of investments, however safe they are perceived to be, may rise or fall. Investments in foreign currencies are also subject to currency fluctuations. The future performance of investments cannot be derived from past price trends. All disclaims, without limitation, all liability for any loss or damage (whether direct, indirect or consequential) of any kind arising out of or in connection with the use of this material. These documents and their contents are not intended for person who are subject to a legal system which prohibits the distribution or transfer of these documents or which makes such distribution or transfer subject to the existence of a corresponding license. Persons who come into possession of these documents must inform themselves about any restrictions and comply with them. All rights to illustrations used in these documents (images, graphics, etc.) remain with All or the respective rights holders.

