

For Information Purposes Only

portfoliocoach.ch
Knowing what to do, doing what you know

EUR Stock Collection

Best-Rated

05.04.2026

Stock Collection



ISIN	TICKER	NAME	SECTOR	CRNCY	LAST	MKT CAP	CHG%YTD	CHG% 1Y	PE	DVD	ANR
NL0010832176	ARGX BB	ARGENX SE	Biotechnology	EUR	647.2	40'051	-9.7	24.4	35.4	NA	5.0
DE0005557508	DTE GY	DEUTSCHE TELEKOM AG-REG	Integrated Telecommunication S	EUR	30.8	150'933	11.2	-5.6	15.8	3.3	5.0
FR0000121667	EL FP	ESSILORLUXOTTICA	Health Care Supplies	EUR	191.3	88'604	-29.1	-21.4	37.9	2.1	4.9
DE0005785604	FRE GY	FRESENIUS SE & CO KGAA	Health Care Services	EUR	43.6	24'546	-11.0	14.5	16.3	2.3	4.9
NL0012059018	EXO NA	EXOR NV	Multi-Sector Holdings	EUR	67.4	13'994	-7.0	-11.8	NA	0.7	4.8
FR0013154002	DIM FP	SARTORIUS STEDIM BIOTECH	Life Sciences Tools & Services	EUR	169.1	16'459	-19.5	2.8	62.4	0.4	4.8
NL0013654783	PRX NA	PROSUS NV	Broadline Retail	EUR	40.0	95'464	-24.3	3.6	7.9	0.5	4.8
FR0000130577	PUB FP	PUBLICIS GROUPE	Advertising	EUR	72.5	18'433	-18.2	-10.4	11.0	5.0	4.8
FR0000124141	VIE FP	VEOLIA ENVIRONNEMENT	Multi-Utilities	EUR	33.5	24'818	12.6	8.7	18.3	4.2	4.8
FR0000120628	CS FP	AXA SA	Multi-line Insurance	EUR	40.5	84'691	-1.1	7.8	11.7	5.3	4.7
DE0006231004	IFX GY	INFINEON TECHNOLOGIES AG	Semiconductors	EUR	39.0	50'879	3.3	48.9	50.3	0.9	4.7
IT0000066123	BPE IM	BPER BANCA SPA	Diversified Banks	EUR	11.4	22'296	-2.2	86.7	10.0	6.2	4.7
BE0003822393	ELI BB	ELIA GROUP SA/NV	Electric Utilities	EUR	135.0	14'725	23.1	60.7	24.3	1.4	4.7
NL0000395903	WKL NA	WOLTERS KLUWER	Research & Consulting Services	EUR	65.3	15'188	-26.1	-54.5	11.5	3.7	4.6
IT0000072170	FBK IM	FINECOBANK SPA	Diversified Banks	EUR	19.4	11'858	-12.7	23.7	19.5	3.8	4.6
NL0012969182	ADYEN NA	ADYEN NV	Transaction & Payment Processi	EUR	845.2	26'655	-38.5	-32.9	25.1	NA	4.6
DE0007030009	RHM GY	RHEINMETALL AG	Aerospace & Defense	EUR	1570.5	73'118	0.6	23.1	48.1	0.5	4.6
AT0000BAWAG2	BG AV	BAWAG GROUP AG	Diversified Banks	EUR	131.3	10'110	1.8	62.8	11.9	4.2	4.5
NL0011585146	RACE IM	FERRARI NV	Automobile Manufacturers	EUR	295.5	52'326	-7.3	-23.7	33.2	1.0	4.5
BE0974293251	ABI BB	ANHEUSER-BUSCH INBEV SA/NV	Brewers	EUR	61.5	124'184	12.0	10.0	20.6	1.9	4.5

Stock Collection (1/10)

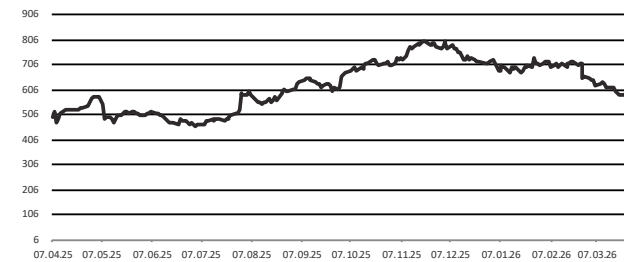
Company Description

argenx SE operates as a biotechnology company. The Company develops antibody based therapies for the treatment of severe autoimmune diseases and cancer. argenx serves customers in the Netherlands and Belgium.

Metrics

Ticker	MktCap. (m)	Free Float (%)	Main Exch.	Sector
ARGX BB	40'050.9	99.8	EN Brussels	Consumer, Non-cyclical
Last Price	52W Hi	52W Lo	50D MA	200D MA
3.39	810.00	456.60	663.41	651.62
1M Perf.	3M Perf.	1Y Perf.	3M Perf. rel.	1Y Perf. rel.
3.4%	-5.3%	24.4%	-5.2%	-6.3%
est. P/E	est. P/S	est. P/B	act. P/CF	est. Div. yield
20.5	7.8	NA	53.9	NA

1-Year Daily Price Chart



Company Description

Deutsche Telekom AG offers telecommunications services. The Company offers a full range of fixed-line telephone services, mobile communications services, Internet access, and combined information technology and telecommunications services for businesses.

Metrics

Ticker	MktCap. (m)	Free Float (%)	Main Exch.	Sector
DTE GY	150'932.7	71.3	Xetra	Communications
Last Price	52W Hi	52W Lo	50D MA	200D MA
-6.93	34.44	26.00	31.56	29.78
1M Perf.	3M Perf.	1Y Perf.	3M Perf. rel.	1Y Perf. rel.
-6.9%	12.0%	-5.6%	21.5%	-19.4%
est. P/E	est. P/S	est. P/B	act. P/CF	est. Div. yield
12.2	1.2	NA	3.7	3.7

1-Year Daily Price Chart



Stock Collection (2/10)

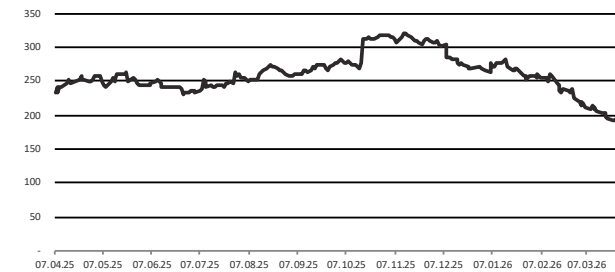
Company Description

EssilorLuxottica manufactures eyewear. The Company offers sun glasses, lenses, and other eye care products. EssilorLuxottica serves customers worldwide.

Metrics

Ticker	MktCap. (m)	Free Float (%)	Main Exch.	Sector
EL FP	88'604.1	67.8	EN Paris	Consumer, Non-cyclical
Last Price	52W Hi	52W Lo	50D MA	200D MA
-11.42	323.80	186.80	227.18	263.29
1M Perf.	3M Perf.	1Y Perf.	3M Perf. rel.	1Y Perf. rel.
-11.4%	-27.4%	-21.4%	-24.9%	-31.6%
est. P/E	est. P/S	est. P/B	act. P/CF	est. Div. yield
22.5	2.8	NA	16.6	2.2

1-Year Daily Price Chart



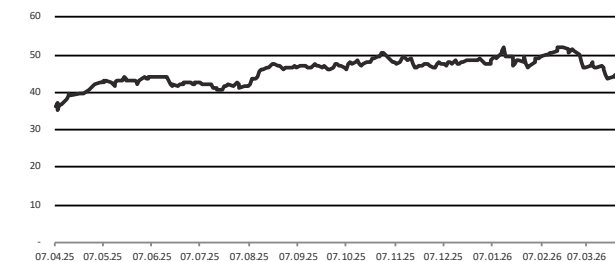
Company Description

Fresenius SE & Co. KGaA operates as a health care company. The Company offers biopharmaceuticals, clinical nutrition, medical technology, and generic intravenous drugs for the care of critically and chronically ill patients, as well as operates acute care, retirement and nursing, medical treatment, occupational medicine centers. Fresenius SE serves customers worldwide.

Metrics

Ticker	MktCap. (m)	Free Float (%)	Main Exch.	Sector
FRE GY	24'545.9	73.0	Xetra	Consumer, Non-cyclical
Last Price	52W Hi	52W Lo	50D MA	200D MA
-6.08	52.96	31.60	47.98	46.76
1M Perf.	3M Perf.	1Y Perf.	3M Perf. rel.	1Y Perf. rel.
-6.1%	-8.6%	14.5%	-0.9%	-2.2%
est. P/E	est. P/S	est. P/B	act. P/CF	est. Div. yield
10.9	1.0	NA	8.5	2.6

1-Year Daily Price Chart



Stock Collection (3/10)

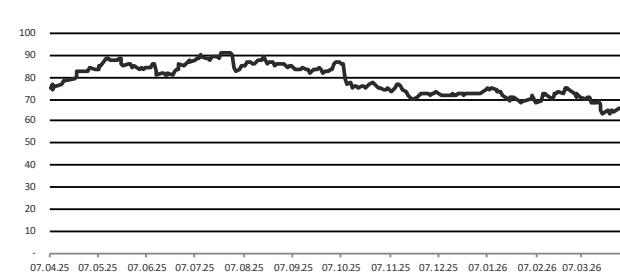
Company Description

EXOR N.V. operates as a diversified holding company. The Company brings in finance for the development of its companies, to improve their competitive position and profitability, and maintains a constant dialogue with the top management of the companies in which it invests, while fully respecting their operating autonomy. EXOR serves customers worldwide.

Metrics

Ticker	MktCap. (m)	Free Float (%)	Main Exch.	Sector
EXO NA	13'994.0	41.6	EN Amsterdam	Financial
Last Price	52W Hi	52W Lo	50D MA	200D MA
-5.74	92.75	59.75	69.65	77.45
1M Perf.	3M Perf.	1Y Perf.	3M Perf. rel.	1Y Perf. rel.
-5.7%	-9.0%	-11.8%	-8.7%	-27.6%
est. P/E	est. P/S	est. P/B	act. P/CF	est. Div. yield
25.4	NA	NA	5.1	0.7

1-Year Daily Price Chart



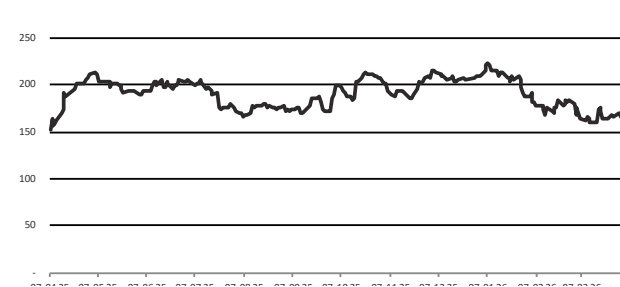
Company Description

Sartorius Stedim Biotech develops and manufactures laboratory technologies and equipment for the pharma and food industries, as well as for public research institutes and laboratories.

Metrics

Ticker	MktCap. (m)	Free Float (%)	Main Exch.	Sector
DIM FP	16'458.6	28.5	EN Paris	Consumer, Non-cyclical
Last Price	52W Hi	52W Lo	50D MA	200D MA
-0.62	224.00	148.75	175.73	188.81
1M Perf.	3M Perf.	1Y Perf.	3M Perf. rel.	1Y Perf. rel.
-0.6%	-21.1%	2.8%	-18.4%	-10.6%
est. P/E	est. P/S	est. P/B	act. P/CF	est. Div. yield
28.4	5,2	NA	24.0	0.5

1-Year Daily Price Chart



Stock Collection (4/10)

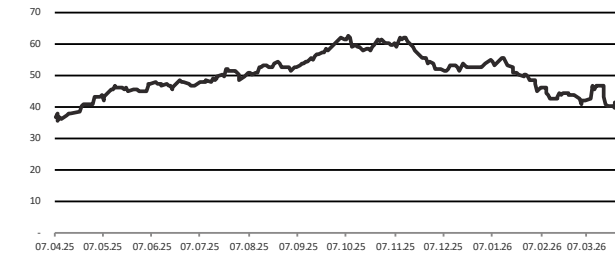
Company Description

Prosus N.V. provides internet based services. The Company focuses on investments in internet, digital media, e-commerce retailing, and consumer internet companies. Prosus serves customers worldwide.

Metrics

Ticker	MktCap. (m)	Free Float (%)	Main Exch.	Sector
PRX NA	95'463.6	55.0	EN Amsterdam	Communications
Last Price	52W Hi	52W Lo	50D MA	200D MA
-4.27	63.94	34.83	43.96	51.59
1M Perf.	3M Perf.	1Y Perf.	3M Perf. rel.	1Y Perf. rel.
-4.3%	-26.9%	3.6%	-26.6%	-14.9%
est. P/E	est. P/S	est. P/B	act. P/CF	est. Div. yield
10.1	9.8	NA	53.5	0.5

1-Year Daily Price Chart



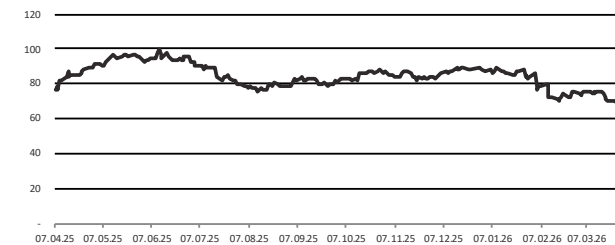
Company Description

Publicis Groupe operates as a communication group. The Company specializes in data, media, consulting, technology, and artificial intelligence. Publicis Groupe serves customers worldwide.

Metrics

Ticker	MktCap. (m)	Free Float (%)	Main Exch.	Sector
PUB FP	18'432.5	87.6	EN Paris	Communications
Last Price	52W Hi	52W Lo	50D MA	200D MA
-4.38	100.55	68.14	75.28	82.29
1M Perf.	3M Perf.	1Y Perf.	3M Perf. rel.	1Y Perf. rel.
-4.4%	-17.5%	-10.4%	-14.7%	-22.1%
est. P/E	est. P/S	est. P/B	act. P/CF	est. Div. yield
8.6	1.2	NA	6.3	5.4

1-Year Daily Price Chart



Stock Collection (5/10)

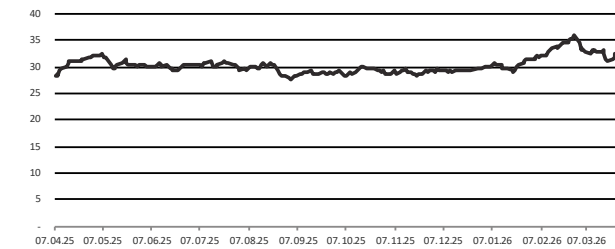
Company Description

Veolia Environnement provides ecological transformation services. The Company designs and offers water, waste, and energy management solutions. Veolia Environnement serves customers worldwide.

Metrics

Ticker	MktCap. (m)	Free Float (%)	Main Exch.	Sector
VIE FP	24'818.1	94.9	EN Paris	Utilities
Last Price	52W Hi	52W Lo	50D MA	200D MA
0.81	35.96	27.20	32.83	30.33
1M Perf.	3M Perf.	1Y Perf.	3M Perf. rel.	1Y Perf. rel.
0.8%	11.6%	8.7%	15.4%	-5.4%
est. P/E	est. P/S	est. P/B	act. P/CF	est. Div. yield
12.9	0.5	NA	5.6	4.8

1-Year Daily Price Chart



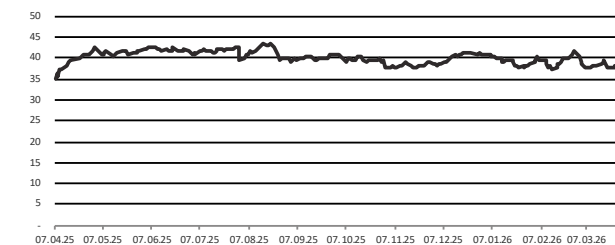
Company Description

AXA operates as an insurance and asset management company. The Company offers property and casualty, life, and health insurance products and services, as well as invests in equities, bonds, hedge funds, private equity, and real estate. AXA serves clients globally.

Metrics

Ticker	MktCap. (m)	Free Float (%)	Main Exch.	Sector
CS FP	84'691.1	82.4	EN Paris	Financial
Last Price	52W Hi	52W Lo	50D MA	200D MA
6.47	43.61	34.00	38.78	39.83
1M Perf.	3M Perf.	1Y Perf.	3M Perf. rel.	1Y Perf. rel.
6.5%	-0.8%	7.8%	2.6%	-6.2%
est. P/E	est. P/S	est. P/B	act. P/CF	est. Div. yield
9.2	NA	NA	3.9	6.1

1-Year Daily Price Chart



Stock Collection (6/10)

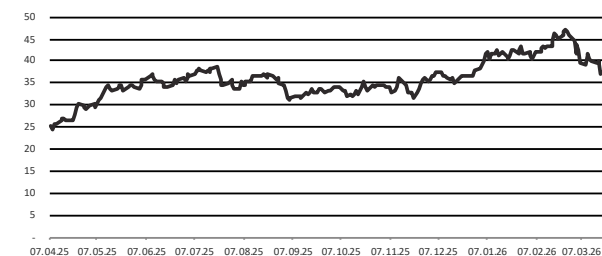
Company Description

Infineon Technologies AG designs, manufactures, and markets semiconductors. The Company offers products include power semiconductors, microcontrollers, security controllers, radio frequency products, and sensors. Infineon markets its products to the automotive, industrial, communications, and consumer and security electronics sectors.

Metrics

Ticker	MktCap. (m)	Free Float (%)	Main Exch.	Sector
IFX GY	50'878.7	99.8	Xetra	Technology
Last Price	52W Hi	52W Lo	50D MA	200D MA
-7.90	48.23	23.17	41.73	37.07
1M Perf.	3M Perf.	1Y Perf.	3M Perf. rel.	1Y Perf. rel.
-7.9%	-2.4%	48.9%	5.9%	27.2%
est. P/E	est. P/S	est. P/B	act. P/CF	est. Div. yield
17.3	3.1	3.0	16.3	1.0

1-Year Daily Price Chart



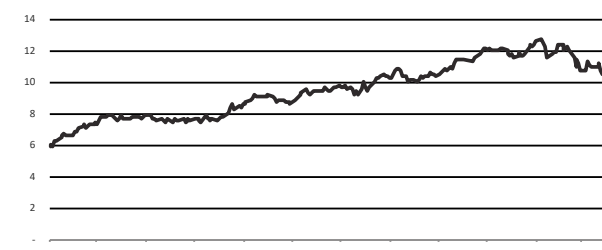
Company Description

BPER Banca S.p.A. operates as a bank. The Bank offers loans, credit cards, pension plans, investment funds, insurance, asset management, and online trading services. BPER Banca serves customers worldwide.

Metrics

Ticker	MktCap. (m)	Free Float (%)	Main Exch.	Sector
BPE IM	22'295.8	92.6	Brsaltaliana	Financial
Last Price	52W Hi	52W Lo	50D MA	200D MA
1.57	12.88	5.31	11.61	10.09
1M Perf.	3M Perf.	1Y Perf.	3M Perf. rel.	1Y Perf. rel.
1.6%	-7.0%	86.7%	-7.1%	34.5%
est. P/E	est. P/S	est. P/B	act. P/CF	est. Div. yield
9.1	2.9	1.5	NA	7.7

1-Year Daily Price Chart



Stock Collection (7/10)

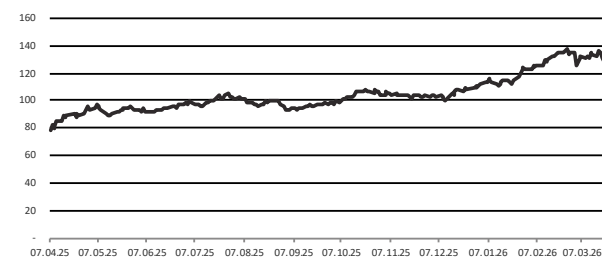
Company Description

Elia Group SA operates as an electricity transmission company. The Company supplies and distributes electricity over high-voltage levels, as well as offers consulting services. Elia Group serves customers in Belgium and Germany.

Metrics

Ticker	MktCap. (m)	Free Float (%)	Main Exch.	Sector
EU BB	14'724.8	45.5	EN Brussels	Utilities
Last Price	52W Hi	52W Lo	50D MA	200D MA
2.66	139.10	77.90	129.55	109.15
1M Perf.	3M Perf.	1Y Perf.	3M Perf. rel.	1Y Perf. rel.
2.7%	19.3%	60.7%	19.4%	21.1%
est. P/E	est. P/S	est. P/B	act. P/CF	est. Div. yield
19.0	2.9	NA	6.4	1.6

1-Year Daily Price Chart



Company Description

Wolters Kluwer NV operates as a global information services and solutions provider. The Company provides its services to professionals in the health, tax and accounting, risk and compliance, finance, and legal sectors. Wolters Kluwer serves customers worldwide.

Metrics

Ticker	MktCap. (m)	Free Float (%)	Main Exch.	Sector
WKL NA	15'188.0	96.9	EN Amsterdam	Consumer, Non-cyclical
Last Price	52W Hi	52W Lo	50D MA	200D MA
-4.53	163.65	59.00	67.51	99.04
1M Perf.	3M Perf.	1Y Perf.	3M Perf. rel.	1Y Perf. rel.
-4.5%	-29.1%	-54.5%	-28.8%	-62.6%
est. P/E	est. P/S	est. P/B	act. P/CF	est. Div. yield
10.6	2.4	NA	9.0	4.1

1-Year Daily Price Chart



Stock Collection (8/10)

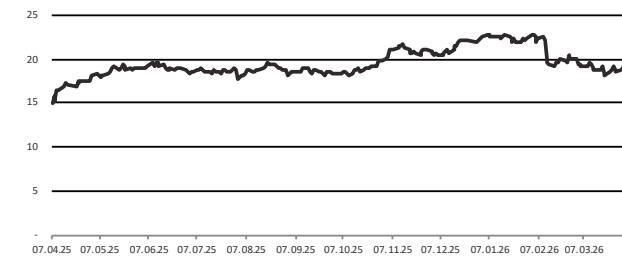
Company Description

Fincobank Banca Fineco S.P.A. provides commercial banking services. The Bank offers account and cards, mortgages and loans, insurance, financial advice, brokerage, and online banking services. FinecoBank Banca Fineco serves customers in the United Kingdom and Italy.

Metrics

Ticker	MktCap. (m)	Free Float (%)	Main Exch.	Sector
FBK IM	11'858.4	99.9	Brsaltaliana	Financial
Last Price	52W Hi	52W Lo	50D MA	200D MA
1.23	23.07	14.25	20.09	19.82
1M Perf.	3M Perf.	1Y Perf.	3M Perf. rel.	1Y Perf. rel.
1.2%	-14.7%	23.7%	-14.8%	-10.9%
est. P/E	est. P/S	est. P/B	act. P/CF	est. Div. yield
16.2	8,3	NA	NA	4.3

1-Year Daily Price Chart



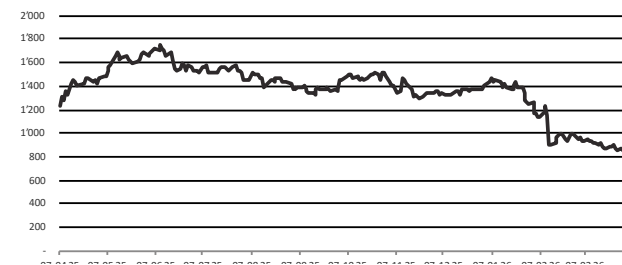
Company Description

Adyen N.V. provides payment solutions. The Company offers a platform that enable merchants and businesses to process payments online, mobile, and point-of-sale systems with payment methods including card schemes, mobile wallets, and other local methods. Adyen serves customers worldwide.

Metrics

Ticker	MktCap. (m)	Free Float (%)	Main Exch.	Sector
ADYEN NA	26'654.8	95.5	EN Amsterdam	Consumer, Non-cyclical
Last Price	52W Hi	52W Lo	50D MA	200D MA
-9.26	1750.40	824.40	1010.38	1327.49
1M Perf.	3M Perf.	1Y Perf.	3M Perf. rel.	1Y Perf. rel.
-9.3%	-41.5%	-32.9%	-41.3%	-44.9%
est. P/E	est. P/S	est. P/B	act. P/CF	est. Div. yield
17.7	9,4	NA	25.8	NA

1-Year Daily Price Chart



Stock Collection (9/10)

Company Description

Rheinmetall AG is an automotive, electronics, defense, and engineering group. The Company produces automotive pumps and components to supply air, reduce emissions, and supply fuel, pistons for gasoline and diesel vehicle and stationary engines, bearings for engines and other applications and aluminum engine blocks, and offers aftermarket service to engine repair shops.

Metrics

Ticker	MktCap. (m)	Free Float (%)	Main Exch.	Sector
RHM GY	73'118.4	99.7	Xetra	Industrial
Last Price	52W Hi	52W Lo	50D MA	200D MA
1.52	2008.00	933.00	1625.16	1710.75
1M Perf.	3M Perf.	1Y Perf.	3M Perf. rel.	1Y Perf. rel.
1.5%	-10.4%	23.1%	-2.8%	5.1%
est. P/E	est. P/S	est. P/B	act. P/CF	est. Div. yield
27.4	5.0	NA	32.1	1.0

1-Year Daily Price Chart



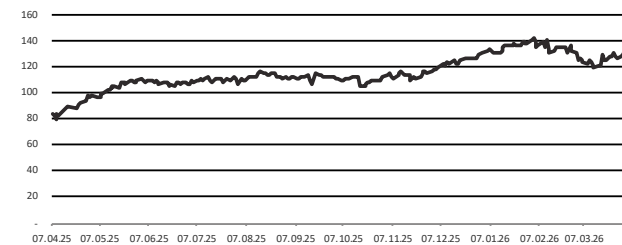
Company Description

BAWAG Group AG operates as a bank holding. The Bank, through its subsidiaries, offers financial products and services which includes retail banking, corporate lending, and direct banking, as well as distributes a range of insurance, investment, and other financial products. BAWAG Group serves customers in Austria.

Metrics

Ticker	MktCap. (m)	Free Float (%)	Main Exch.	Sector
BG AV	10'110.1	99.9	Vienna	Financial
Last Price	52W Hi	52W Lo	50D MA	200D MA
5.21	142.60	71.95	131.06	118.65
1M Perf.	3M Perf.	1Y Perf.	3M Perf. rel.	1Y Perf. rel.
5.2%	0.1%	62.8%	-0.8%	8.1%
est. P/E	est. P/S	est. P/B	act. P/CF	est. Div. yield
9.1	4.3	NA	NA	5.4

1-Year Daily Price Chart



Stock Collection (10/10)

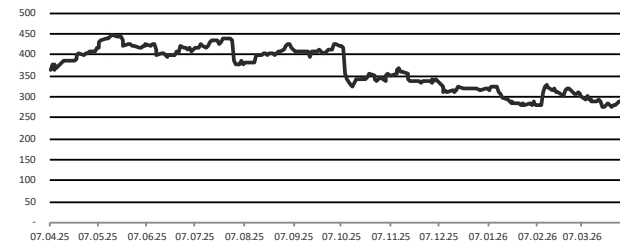
Company Description

Ferrari NV designs and manufactures sports cars. The Company offers new and used vehicles, warranty programs, financial supports, and maintenance, as well as watches, apparels, earphones, caps, and other accessories. Ferrari markets its products worldwide.

Metrics

Ticker	MktCap. (m)	Free Float (%)	Main Exch.	Sector
RACE IM	52'326.4	59.5	Brsaltaliana	Consumer, Cyclical
Last Price	52W Hi	52W Lo	50D MA	200D MA
-4.09	449.80	269.00	296.51	353.85
1M Perf.	3M Perf.	1Y Perf.	3M Perf. rel.	1Y Perf. rel.
-4.1%	-8.1%	-23.7%	-8.2%	-45.1%
est. P/E	est. P/S	est. P/B	act. P/CF	est. Div. yield
27.9	6.9	NA	22.4	1.3

1-Year Daily Price Chart



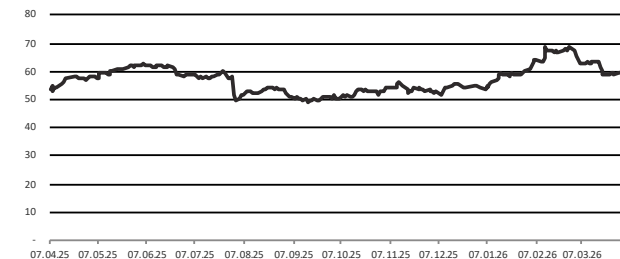
Company Description

Anheuser-Busch InBev SA/NV manufactures alcoholic beverages. The Company produces and distributes beers. Anheuser-Busch InBev serves customers worldwide.

Metrics

Ticker	MktCap. (m)	Free Float (%)	Main Exch.	Sector
ABI BB	124'183.6	54.5	EN Brussels	Consumer, Non-cyclical
Last Price	52W Hi	52W Lo	50D MA	200D MA
-3.91	68.82	48.87	63.19	56.45
1M Perf.	3M Perf.	1Y Perf.	3M Perf. rel.	1Y Perf. rel.
-3.9%	13.9%	10.0%	14.0%	-17.1%
est. P/E	est. P/S	est. P/B	act. P/CF	est. Div. yield
14.8	2.2	NA	9.4	2.0

1-Year Daily Price Chart



Terminology

Abbreviation / Name	Definition
CRNCY	Trading currency.
LAST	Indicative last available price.
MKT CAP	Company market capitalisation in millions.
CHG% YTD	Year-to-date stock price change in percent.
CHG% YTD	Twelve-month stock price change in percent.
PE	Trailing 12-month price-to-earnings ratio.
DVD	Trailing 12-month dividend yield.
ANR	Analyst consensus rating whereby 5=Strong Buy and 1=Strong Sell.
3M Perf. rel.	3 Month performance of the stock relative to the market index in percent. A positive number indicates outperformance.
52W Hi	Stock 52 week high.
52W Lo	Stock 52 week low.
50D MA	Stock price 50-day moving average.
200D MA	Stock price 200-day moving average.
est. P/E	Price-to-earnings ratio based on next-year estimated earnings per share.
est. P/S	Price-to-sales ratio based on next-year estimated sales per share.
est. P/B	Price-to-book ratio based on next-year estimated book value per share.
act. P/CF	Price-to-cashflow based on cashflows over the past four quarters (where available.)
est. Div. yield	Estimated annual dividend based on the current calendar year divided by the current share price.

Legal Disclaimer

The information contained in this document constitutes neither an offer nor an individual recommendation or solicitation to buy or sell investment instruments or to engage in other transactions. It is for information purposes only. The information used herein originates from sources that we consider reliable, but for whose trustworthiness the Atiyah Investment Intelligence (All) assumes no liability. All also assumes no liability or guarantee for the accuracy, balance or completeness of the information. The content of documents may change at any time, and All is under no obligation to update these documents or to inform recipients of these documents of any changes. All information, in particular information on prices, risks and opportunities, is provided without guarantee. All does not provide any legal or tax advice in connection with any investment ideas or services. It is the responsibility of clients or interested parties to obtain appropriate advice from independent legal or tax advisors. Please seek advice from qualified personnel before making any investment decisions or decisions in which tax aspects play a role. The value of investments, however safe they are perceived to be, may rise or fall. Investments in foreign currencies are also subject to currency fluctuations. The future performance of investments cannot be derived from past price trends. All disclaims, without limitation, all liability for any loss or damage (whether direct, indirect or consequential) of any kind arising out of or in connection with the use of this material. These documents and their contents are not intended for person who are subject to a legal system which prohibits the distribution or transfer of these documents or which makes such distribution or transfer subject to the existence of a corresponding license. Persons who come into possession of these documents must inform themselves about any restrictions and comply with them. All rights to illustrations used in these documents (images, graphics, etc.) remain with All or the respective rights holders.

