

For Information Purposes Only


portfoliocoach.ch
Knowing what to do, doing what you know

EUR Exchange Traded Fund Collection

Broad Indexes

14.04.2026

ETF Collection



TICKER	ISIN	NAME	CNTRY	CNRCY	PRICE	1YR CHG %	MKT CAP MN USD	VOL AVG	EXPENSE %	DIVIDEND YLD%
IMAE NA	IE00B4K48X80	ISHARES CORE MSCI EUROPE ACC	IR	EUR	98.725	26.6	15'086	73'108	0.12	NA
IMEU NA	IE00B1YZSC51	ISHARES CORE MSCI EUROPE UCI	IR	EUR	38.58	23.4	10'723	230'340	0.12	2.4
CSSX5E SW	IE00B53L3W79	ISHARES CORE EURO STOXX 50	IR	EUR	229.05	25.0	7'189	12'615	0.1	NA
CSEMU SW	IE00B53QG562	ISHARES CORE MSCI EMU EUR A	IR	EUR	229.65	28.4	6'386	9'021	0.12	NA
EUN2 GR	IE0008471009	ISHARES CORE EURO STOXX 50	IR	EUR	60.89	22.0	5'430	67'341	0.1	2.4
VERX NA	IE00BKX55S42	VANG FTSE DEX EURD	IR	EUR	47.74	22.1	3'178	18'396	0.1	1.0
SXXEEX GY	DE000A0D8Q07	ISHR EUROSTOXX UCITS ETF DE	GE	EUR	63.94	24.7	2'819	42'567	0.2	1.0
CEMS GY	IE00BQN1K901	ISHARES EDGE MSCI ERP VALUE	IR	EUR	12.91	45.0	2'519	146'723	0.25	NA
SPYW GY	IE00B5M1WJ87	SS SPD S&P EUR DVD ARI UC-EI	IR	EUR	29.1	16.3	1'647	96'559	0.3	1.0
IDVY NA	IE00B0M62S72	ISHARES EURO DIVIDEND	IR	EUR	24.805	27.2	1'447	38'802	0.4	4.1
EUSRI FP	LU1861137484	AMUNDI MSCI EUROPE SRI P-A	LX	EUR	86.569	8.7	963	3'940	0.18	NA
ZPRX GY	IE00BSPLC298	SS SPDR MS EUR S/C VL WT UCE	IR	EUR	64.18	29.2	640	38'913	0.3	NA
EUMD LN	IE00BF20LF40	ISHARES MSCI ERP MID CAP-ACC	IR	EUR	9.859	31.1	545	170'993	0.15	NA
GGRI FP	IE00030Y2P41	WT GLB QLY DIV GRWTH INST	IR	EUR	10423.08	13.8	504	0	0.38	0.7
ERO FP	IE00BKWQ0Q14	SS SPDR MSCI EUROP UCITS ETF	IR	EUR	387.343	26.8	394	329	0.08	NA
ZPRE GR	IE00B910VR50	SS SPDR MSCI EMU UCITS ETF	IR	EUR	98.13	28.3	336	1'786	0.08	NA
EMVEUA SW	LU0446734369	UBS ETF MSCI EMU VALUE	LX	EUR	61.01	30.3	285	5'309	0.25	2.3
QCEU FP	LU1681041890	AMUNDI MSCI EURP QLT FCT ETF	LX	EUR	118.66	13.6	251	597	0.23	NA
VAL FP	LU1598690169	AMUNDI MSCI EMU VALUE FACTOR	LX	EUR	178.18	30.4	241	2'856	0.4	3.1
CG9 FP	LU1681042435	AMUNDI MSCI EUROPE GROWTH	LX	EUR	350.85	18.7	182	626	0.35	NA

ETF Collection (1/9)

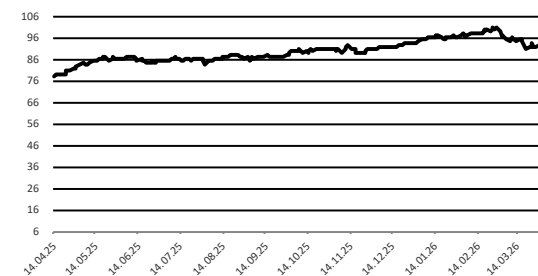
Description

iShares Core MSCI Europe UCITS ETF EUR (Acc) is an exchange-traded fund incorporated in Ireland. The Fund aims to track the performance of the MSCI Europe Index. The fund reinvests income received back into the fund. Settlement: ICSD.

Information and Metrics

Fund Type	Asset Class	Region	ISIN	Ticker
ETF	Equity	European Region	IE00B4K48X80	IMAE NA
Currency	Price	Avg. Spread %	Avg. Volume	Mkt.Cap.Mn.
EUR	98.7	0.0407	56'601	15'086
1M Perf. %	3M Perf. %	1Y Perf. %	3Y Perf. (%p.a.)	5Y Perf. (%p.a.)
4.1	1.8	26.6	12.7	10.4
Inception	Expense %	Replication	Rebalancing	Div. Yield
9/30/2009	0.12	Full	Quarterly	

1-Year Daily Price Chart



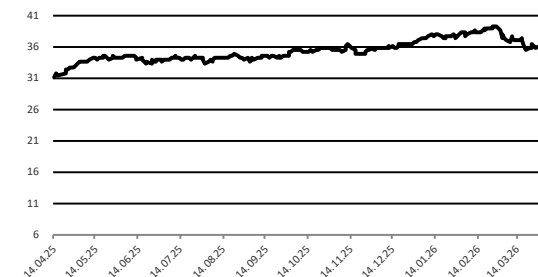
Description

iShares Core MSCI Europe UCITS ETF is an exchange-traded fund incorporated in Ireland. The Fund aims to track the performance of the MSCI Europe Index. The MSCI Europe Index offers exposure to stocks from developed European countries. The fund distributes income received to shareholders. Settlement: ICSD.

Information and Metrics

Fund Type	Asset Class	Region	ISIN	Ticker
ETF	Equity	European Region	IE00B1Y2SC51	IMEU NA
Currency	Price	Avg. Spread %	Avg. Volume	Mkt.Cap.Mn.
EUR	38.6	0.0514	163'085	10'724
1M Perf. %	3M Perf. %	1Y Perf. %	3Y Perf. (%p.a.)	5Y Perf. (%p.a.)
4.3	2.0	26.8	12.8	10.5
Inception	Expense %	Replication	Rebalancing	Div. Yield
9/4/2007	0.12	Optimized	Quarterly	2.4

1-Year Daily Price Chart



ETF Collection (2/9)

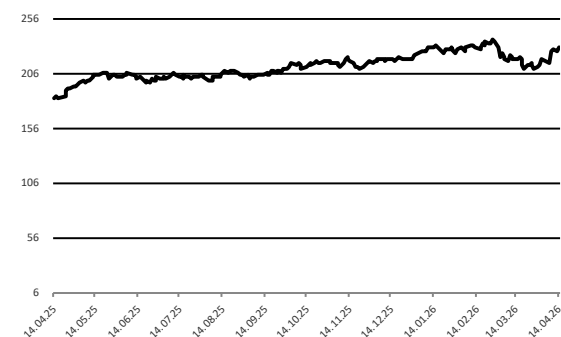
Description

iShares Core EURO STOXX 50 UCITS ETF is an exchange-traded fund incorporated in Ireland. The investment objective of the Fund is to deliver the performance of the EuroStoxx 50 Index, less fees and expenses of the Fund. Settlement: ICSD.

Information and Metrics

Fund Type	Asset Class	Region	ISIN	Ticker
ETF	Equity	Eurozone	IE00B53L3W79	CSSXSE SW
Currency	Price	Avg. Spread %	Avg. Volume	Mkt.Cap.Mn.
EUR	229.0	0.0670	8'954	7'186
1M Perf. %	3M Perf. %	1Y Perf. %	3Y Perf. (%p.a.)	5Y Perf. (%p.a.)
4.7	-0.2	25.0	14.1	11.6
Inception	Expense %	Replication	Rebalancing	Div. Yield
1/26/2010	0.1	Full	Quarterly	

1-Year Daily Price Chart



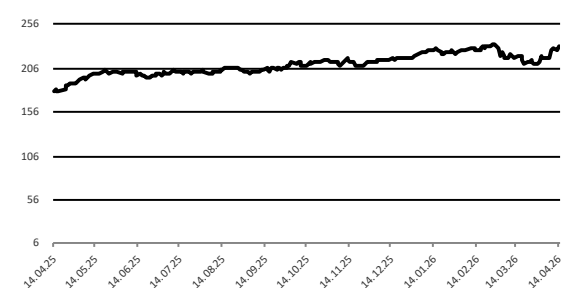
Description

iShares Core MSCI EMU UCITS ETF is an exchange-traded fund incorporated in Ireland. The investment objective of the Fund is to deliver the performance of the MSCI EMU Index, less fees and expenses of the Fund. Settlement: ICSD.

Information and Metrics

Fund Type	Asset Class	Region	ISIN	Ticker
ETF	Equity	Eurozone	IE00B53QG562	CSEMU SW
Currency	Price	Avg. Spread %	Avg. Volume	Mkt.Cap.Mn.
EUR	229.7	0.1169	9'737	6'386
1M Perf. %	3M Perf. %	1Y Perf. %	3Y Perf. (%p.a.)	5Y Perf. (%p.a.)
5.4	1.6	28.4	14.5	10.8
Inception	Expense %	Replication	Rebalancing	Div. Yield
1/12/2010	0.12	Full	Quarterly	

1-Year Daily Price Chart



ETF Collection (3/9)

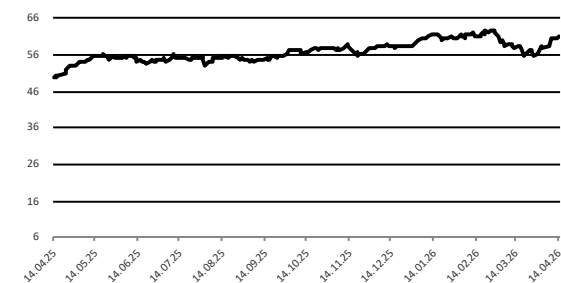
Description

iShares Core EURO STOXX 50 UCITS ETF EUR (Dist) is an exchange-traded fund incorporated in Ireland. The Fund aims to track the performance of the EURO STOXX 50 Index. Settlement: ICSD.

Information and Metrics

Fund Type	Asset Class	Region	ISIN	Ticker
ETF	Equity	Eurozone	IE0008471009	EUN2 GR
Currency	Price	Avg. Spread %	Avg. Volume	Mkt.Cap.Mn.
EUR	60.9	0.0557	46'369	5'430
1M Perf. %	3M Perf. %	1Y Perf. %	3Y Perf. (%p.a.)	5Y Perf. (%p.a.)
5.1	-0.4	25.3	14.1	11.7
Inception	Expense %	Replication	Rebalancing	Div. Yield
4/3/2000	0.1	Full	Quarterly	2.4

1-Year Daily Price Chart



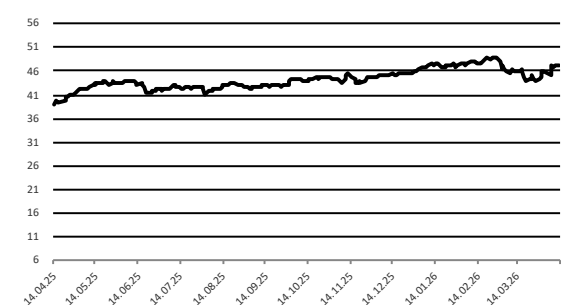
Description

Vanguard FTSE Developed Europe ex UK UCITS ETF is a UCITS compliant ETF domiciled in Ireland. The Fund seeks to track the performance of the Index, a widely recognised market-capitalization weighted index of stock market performance of European developed countries excluding the United Kingdom, which comprises of the stocks of large- and mid-cap companies in that region.

Information and Metrics

Fund Type	Asset Class	Region	ISIN	Ticker
ETF	Equity	European Reg. ex UK	IE00BKX55542	VERX NA
Currency	Price	Avg. Spread %	Avg. Volume	Mkt.Cap.Mn.
EUR	47.7	0.1182	12'462	3'178
1M Perf. %	3M Perf. %	1Y Perf. %	3Y Perf. (%p.a.)	5Y Perf. (%p.a.)
4.5	0.9	25.6	12.4	9.7
Inception	Expense %	Replication	Rebalancing	Div. Yield
9/30/2014	0.1	Full	Quarterly	1.0

1-Year Daily Price Chart



ETF Collection (4/9)

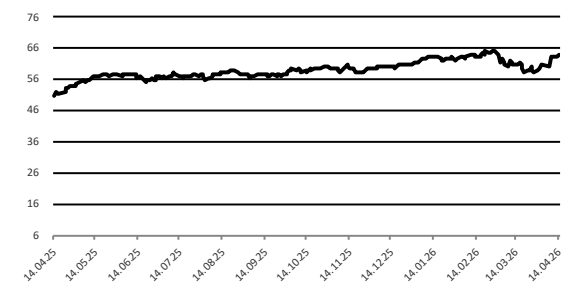
Description

iShares EURO STOXX UCITS ETF (DE) is an open-end, UCITS compliant exchange traded fund incorporated in Germany. The fund aims to track the performance of the EURO STOXX index. The fund distributes income received to shareholders.

Information and Metrics

Fund Type	Asset Class	Region	ISIN	Ticker
ETF	Equity	Eurozone	DE00A0D8Q07	SXXEEX GY
Currency	Price	Avg. Spread %	Avg. Volume	Mkt.Cap.Mn.
EUR	63.9	0.0907	36'389	2'819
1M Perf. %	3M Perf. %	1Y Perf. %	3Y Perf. (%p.a.)	5Y Perf. (%p.a.)
5.3	1.2	28.0	14.4	10.7
Inception	Expense %	Replication	Rebalancing	Div. Yield
5/12/2005	0.2	Full	Quarterly	1.0

1-Year Daily Price Chart



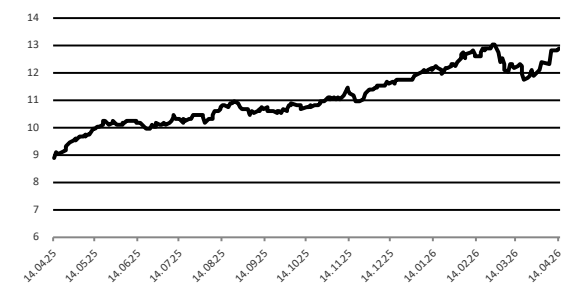
Description

iShares Edge MSCI Europe Value Factor UCITS ETF is an exchange-traded fund incorporated in Ireland. The Fund aims to track the MSCI Europe Enhanced Value Index. The constituents are selected based on whether equity securities of a company provide good value. Settlement: ICSD.

Information and Metrics

Fund Type	Asset Class	Region	ISIN	Ticker
ETF	Equity	European Region	IE00BQN1K901	CEMS GY
Currency	Price	Avg. Spread %	Avg. Volume	Mkt.Cap.Mn.
EUR	12.9	0.0768	145'885	2'519
1M Perf. %	3M Perf. %	1Y Perf. %	3Y Perf. (%p.a.)	5Y Perf. (%p.a.)
5.7	5.6	45.0	19.0	14.5
Inception	Expense %	Replication	Rebalancing	Div. Yield
1/20/2015	0.25	Optimized	Semi-Annually	

1-Year Daily Price Chart



ETF Collection (5/9)

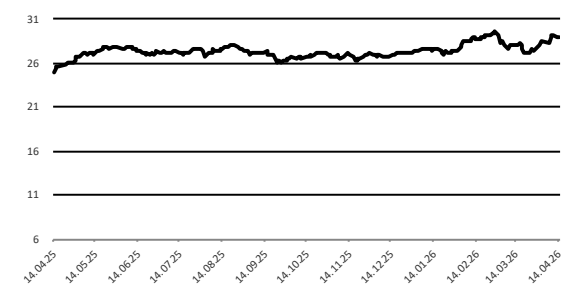
Description

State Street SPDR S&P Euro Dividend Aristocrats UCITS ETF is an open ended, UCITS compliant ETF domiciled in Ireland. The Fund's objective is to track the performance of the 40 highest yielding Eurozone stocks from the S&P Europe BMI Index that have followed a managed dividend policy of increasing or stable dividends for 10 consecutive years. Settlement: ICSD.

Information and Metrics

Fund Type	Asset Class	Region	ISIN	Ticker
ETF	Equity	Eurozone	IE00B5M1WJ87	SPYW GY
Currency	Price	Avg. Spread %	Avg. Volume	Mkt.Cap.Mn.
EUR	29.1	0.0723	81'149	1'647
1M Perf. %	3M Perf. %	1Y Perf. %	3Y Perf. (%p.a.)	5Y Perf. (%p.a.)
4.3	6.0	20.9	14.0	9.2
Inception	Expense %	Replication	Rebalancing	Div. Yield
2/28/2012	0.3	Full	Quarterly	1.0

1-Year Daily Price Chart



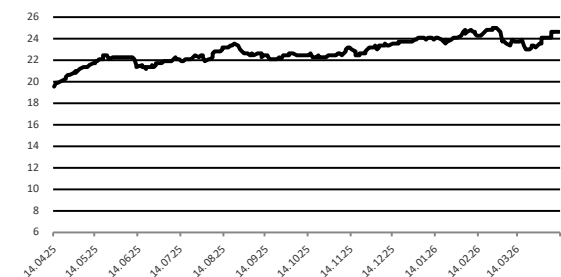
Description

iShares Euro Dividend UCITS ETF is an exchange-traded fund incorporated in Ireland. The Fund aims to track the performance of the Dow Jones EURO STOXX® Select Dividend 30 Index. Settlement: ICSD.

Information and Metrics

Fund Type	Asset Class	Region	ISIN	Ticker
ETF	Equity	Eurozone	IE00B0M62S72	IDVY NA
Currency	Price	Avg. Spread %	Avg. Volume	Mkt.Cap.Mn.
EUR	24.8	0.1191	53'046	1'447
1M Perf. %	3M Perf. %	1Y Perf. %	3Y Perf. (%p.a.)	5Y Perf. (%p.a.)
5.1	3.6	33.2	19.0	9.3
Inception	Expense %	Replication	Rebalancing	Div. Yield
11/21/2005	0.4	Full	Annually	4.1

1-Year Daily Price Chart



ETF Collection (6/9)

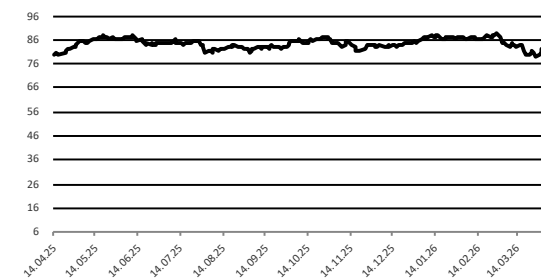
Description

Amundi MSCI Europe SRI Climate Paris Aligned is a UCITS compliant exchange traded fund incorporated in Luxembourg. The Fund's objective is to replicate the performance of the MSCI EUROPE SRI FILTERED PAB INDEX Net Total Return through a direct replication methodology.

Information and Metrics

Fund Type	Asset Class	Region	ISIN	Ticker
ETF	Equity	Eurozone	LU1861137484	EUSRI FP
Currency	Price	Avg. Spread %	Avg. Volume	Mkt.Cap.Mn.
EUR	86.6	0.0981	8'259	963
1M Perf. %	3M Perf. %	1Y Perf. %	3Y Perf. (%p.a.)	5Y Perf. (%p.a.)
3.7	-0.8	8.7	5.6	5.5
Inception	Expense %	Replication	Rebalancing	Div. Yield
9/11/2018	0.18	Full	Quarterly	

1-Year Daily Price Chart



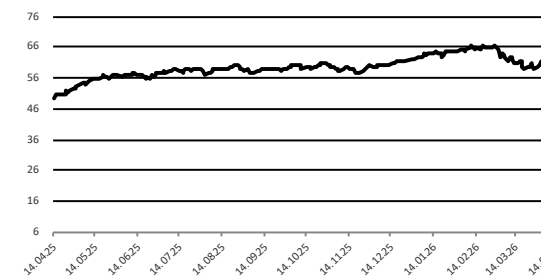
Description

State Street SPDR MSCI Europe Small Cap Value Weighted UCITS ETF is an open ended, UCITS IV compliant, physically-backed exchange traded fund, domiciled in Ireland. The Fund's objective is to track the performance of European small cap companies exhibiting low valuation characteristics. Settlement: ICSD.

Information and Metrics

Fund Type	Asset Class	Region	ISIN	Ticker
ETF	Equity	European Region	IE00BSPLC298	ZPRX GY
Currency	Price	Avg. Spread %	Avg. Volume	Mkt.Cap.Mn.
EUR	64.2	0.0905	35'789	640
1M Perf. %	3M Perf. %	1Y Perf. %	3Y Perf. (%p.a.)	5Y Perf. (%p.a.)
4.9	0.4	29.1	13.2	8.1
Inception	Expense %	Replication	Rebalancing	Div. Yield
2/18/2015	0.3	Optimized	Semi-Annually	

1-Year Daily Price Chart



ETF Collection (7/9)

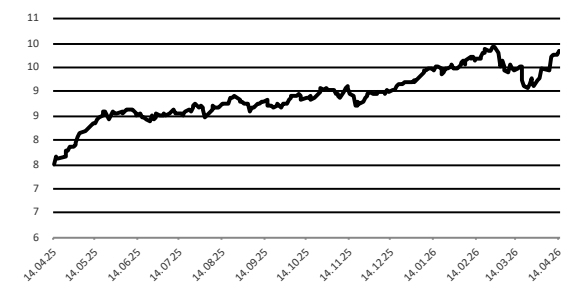
Description

iShares MSCI Europe Mid Cap UCITS ETF is an exchange-traded fund incorporated in Ireland. The Fund aims to track the performance of the MSCI Europe Mid Cap Index. Settlement: ICSD.

Information and Metrics

Fund Type	Asset Class	Region	ISIN	Ticker
ETF	Equity	European Region	IE00BF20LF40	EUMD LN
Currency	Price	Avg. Spread %	Avg. Volume	Mkt.Cap.Mn.
EUR	9.9	0.1396	131'604	545
1M Perf. %	3M Perf. %	1Y Perf. %	3Y Perf. (%p.a.)	5Y Perf. (%p.a.)
4.5	4.2	31.1	14.7	8.1
Inception	Expense %	Replication	Rebalancing	Div. Yield
5/22/2017	0.15	Optimized	Annually	

1-Year Daily Price Chart



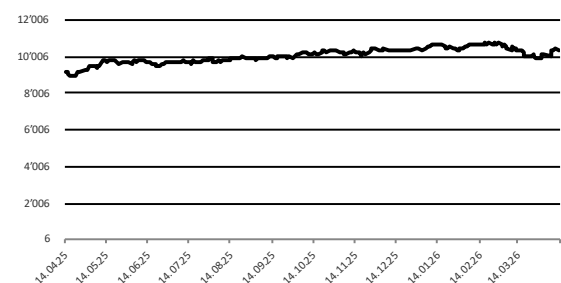
Description

The WisdomTree Global Quality Dividend Growth UCITS ETF is an open-end UCITS compliant ETF incorporated in Ireland. The Fund seeks to track the price and yield performance, before fees and expenses, of the WisdomTree Global Developed Quality Dividend Growth Index. Settlement: ICSD.

Information and Metrics

Fund Type	Asset Class	Region	ISIN	Ticker
ETF	Equity	Global	IE00030Y2P41	GGRI FP
Currency	Price	Avg. Spread %	Avg. Volume	Mkt.Cap.Mn.
EUR	10'423.1	0.8275	0	504
1M Perf. %	3M Perf. %	1Y Perf. %	3Y Perf. (%p.a.)	5Y Perf. (%p.a.)
0.6	-1.9	15.2		
Inception	Expense %	Replication	Rebalancing	Div. Yield
2/1/2024	0.38	Full	Annually	0.7

1-Year Daily Price Chart



ETF Collection (8/9)

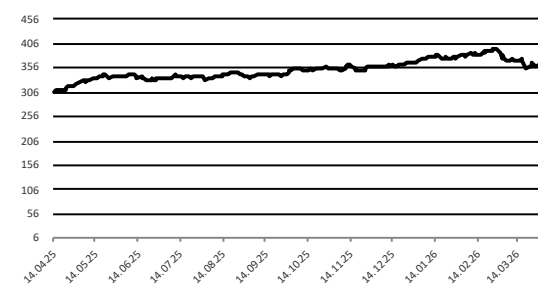
Description

SS SPDR MSCI Europe UCITS ETF is an exchange-traded fund incorporated in Ireland. The Fund's objective is to match the performance of the European stock market as measured by the MSCI Europe Index. The return is achieved through the purchasing of securities in line with the weightings of the underlying index. The fund is eligible for the PEA. Settlement: ICSD.

Information and Metrics

Fund Type	Asset Class	Region	ISIN	Ticker
ETF	Equity	European Region	IE00BKWQ0Q14	ERO FP
Currency	Price	Avg. Spread %	Avg. Volume	Mkt.Cap.Mn.
EUR	387.3	0.1735	319	394
1M Perf. %	3M Perf. %	1Y Perf. %	3Y Perf. (%p.a.)	5Y Perf. (%p.a.)
4.2	1.7	26.8	12.5	10.4
Inception	Expense %	Replication	Rebalancing	Div. Yield
12/5/2014	0.08	Full	Quarterly	

1-Year Daily Price Chart



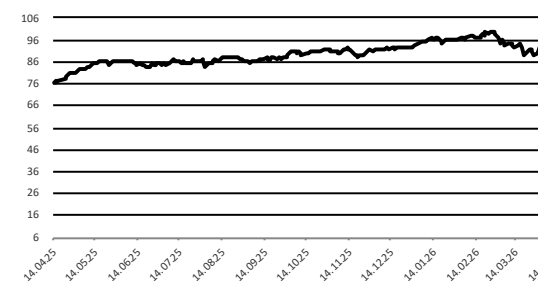
Description

State Street SS SPDR MSCI EMU UCITS ETF is an open ended, UCITS IV compliant Exchange Traded Fund domiciled in Ireland. The fund's objective is to track the performance of the large and mid cap Eurozone equity market as represented by the MSCI EMU Index. The fund invests in physical securities included in the index. Settlement: ICSD.

Information and Metrics

Fund Type	Asset Class	Region	ISIN	Ticker
ETF	Equity	Eurozone	IE00B910VR50	ZPRE GR
Currency	Price	Avg. Spread %	Avg. Volume	Mkt.Cap.Mn.
EUR	98.1	0.1886	1'386	336
1M Perf. %	3M Perf. %	1Y Perf. %	3Y Perf. (%p.a.)	5Y Perf. (%p.a.)
5.7	1.6	28.3	14.4	10.7
Inception	Expense %	Replication	Rebalancing	Div. Yield
1/25/2013	0.08	Full	Unknown	

1-Year Daily Price Chart



ETF Collection (9/9)

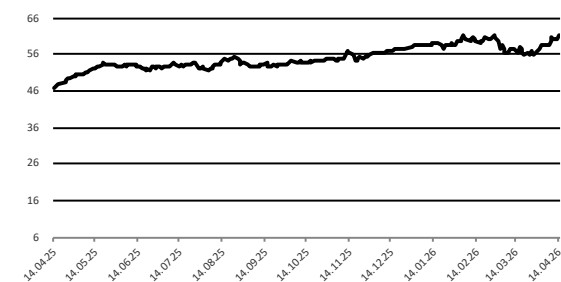
Description

UBS MSCI EMU Value UCITS ETF is an exchange traded fund incorporated in Luxembourg. The objective of the Fund is to mirror the performance of the MSCI EMU Value Index and allow intraday trading. The Fund invests in a portfolio that consists of component securities of the index.

Information and Metrics

Fund Type	Asset Class	Region	ISIN	Ticker
ETF	Equity	Eurozone	LU0446734369	EMVEUA SW
Currency	Price	Avg. Spread %	Avg. Volume	Mkt.Cap.Mn.
EUR	61.0	0.2107	4'008	285
1M Perf. %	3M Perf. %	1Y Perf. %	3Y Perf. (%p.a.)	5Y Perf. (%p.a.)
6.4	4.4	35.9	19.5	14.0
Inception	Expense %	Replication	Rebalancing	Div. Yield
10/7/2009	0.25	Full	Semi-Annually	2.3

1-Year Daily Price Chart



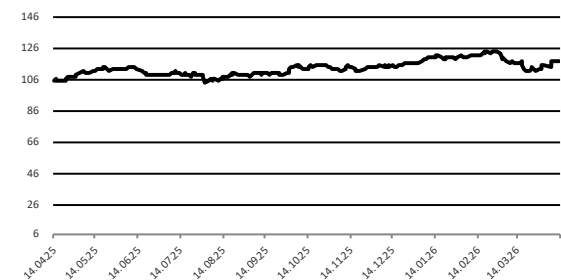
Description

AMUNDI ETF MSCI EUROPE QUALITY FACTOR UCITS ETF is a UCITS IV compliant exchange traded fund incorporated in Luxembourg. The Fund's objective is to replicate the performance of the MSCI Europe Quality Index Net Total Return Index.

Information and Metrics

Fund Type	Asset Class	Region	ISIN	Ticker
ETF	Equity	European Region	LU1681041890	QCEU FP
Currency	Price	Avg. Spread %	Avg. Volume	Mkt.Cap.Mn.
EUR	118.7	0.1289	666	251
1M Perf. %	3M Perf. %	1Y Perf. %	3Y Perf. (%p.a.)	5Y Perf. (%p.a.)
2.0	-1.4	13.6	5.7	6.0
Inception	Expense %	Replication	Rebalancing	Div. Yield
3/22/2018	0.23	Derivative	Quarterly	

1-Year Daily Price Chart



Terminology

Abbreviation / Name

Definition

1YR CHG %	Change in price (in percent) over one year. Does not include dividend returns.
VOL AVG	Average Volume. Daily average volume of shares traded over the past 30 days.
EXPENSE %	The total of all the expenses listed in the fund income statement. The amount is displayed as an average of Total Net Assets for the same twelve-month period.
DIVIDEND YIELD	Dividend Yield as a percentage. The most recently announced dividend amount, annualized and then divided by the current market price.

Description

Avg. Spread

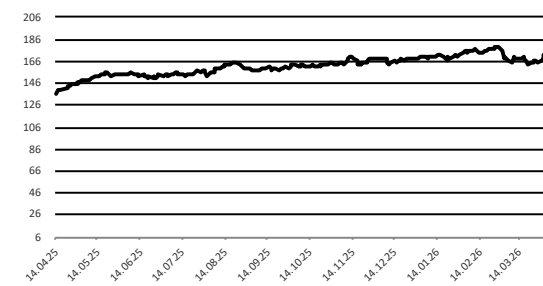
Information and Metrics

MKT CAP Amundi MSCI EMU Value Factor UCITS ETF Dist is an open-end, UCITS compliant exchange traded fund incorporated in Luxembourg. The Fund aims to track the performance of the MSCI EMU Value Net Return EUR Index. Dividend distribution is applicable and dividends will be distributed annually.

1Y Perf. %

Fund Type	Asset Class	Region	ISIN	Ticker
ETF	Equity	Eurozone	LU1598690169	VAL FP
Currency	Price	Avg. Spread %	Avg. Volume	Mkt.Cap.Mn.
EUR	178.1	0.0791	3'317	241
1M Perf. %	3M Perf. %	1Y Perf. %	3Y Perf. (%p.a.)	5Y Perf. (%p.a.)
6.1	3.6	34.8	19.1	13.7
Inception	Expense %	Replication	Rebalancing	Div. Yield
4/13/2005	0.4	Optimized	Daily	3.1

1-Year Daily Price Chart



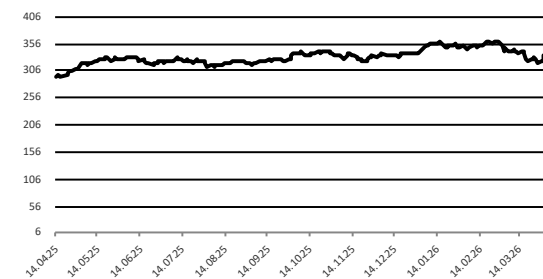
Description

AMUNDI MSCI EUROPE GROWTH ETF is an exchange traded fund incorporated in Luxembourg. The Fund's objective is to replicate the performance of the MSCI Europe Growth Index. The Fund invests primarily in stocks of the companies that make up the index. The Fund also invests in derivatives, debt securities and shares of existing funds. Eligible for the PEA scheme.

Information and Metrics

Fund Type	Asset Class	Region	ISIN	Ticker
ETF	Equity	European Region	LU1681042435	CG9 FP
Currency	Price	Avg. Spread %	Avg. Volume	Mkt.Cap.Mn.
EUR	350.9	0.1532	593	182
1M Perf. %	3M Perf. %	1Y Perf. %	3Y Perf. (%p.a.)	5Y Perf. (%p.a.)
3.8	-1.2	18.7	6.8	5.9
Inception	Expense %	Replication	Rebalancing	Div. Yield
1/31/2018	0.35	Full	Quarterly	

1-Year Daily Price Chart



Legal Disclaimer

The information contained in this document constitutes neither an offer nor an individual recommendation or solicitation to buy or sell investment instruments or to engage in other transactions. It is for information purposes only. The information used herein originates from sources that we consider reliable, but for whose trustworthiness the Atiyah Investment Intelligence (All) assumes no liability. All also assumes no liability or guarantee for the accuracy, balance or completeness of the information. The content of documents may change at any time, and All is under no obligation to update these documents or to inform recipients of these documents of any changes. All information, in particular information on prices, risks and opportunities, is provided without guarantee. All does not provide any legal or tax advice in connection with any investment ideas or services. It is the responsibility of clients or interested parties to obtain appropriate advice from independent legal or tax advisors. Please seek advice from qualified personnel before making any investment decisions or decisions in which tax aspects play a role. The value of investments, however safe they are perceived to be, may rise or fall. Investments in foreign currencies are also subject to currency fluctuations. The future performance of investments cannot be derived from past price trends. All disclaims, without limitation, all liability for any loss or damage (whether direct, indirect or consequential) of any kind arising out of or in connection with the use of this material. These documents and their contents are not intended for person who are subject to a legal system which prohibits the distribution or transfer of these documents or which makes such distribution or transfer subject to the existence of a corresponding license. Persons who come into possession of these documents must inform themselves about any restrictions and comply with them. All rights to illustrations used in these documents (images, graphics, etc.) remain with All or the respective rights holders.

