

For Information Purposes Only


portfoliocoach.ch
Knowing what to do, doing what you know

CHF Exchange Traded Fund Collection

Broad Indexes

14.04.2026

ETF Collection



| TICKER | ISIN | NAME | CNTRY | CNRCY | PRICE | 1YR CHG % | MKT CAP MN USD | VOL AVG | EXPENSE % | DIVIDEND YLD% |
|-----------|--------------|------------------------------|-------|-------|----------|-----------|----------------|---------|-----------|---------------|
| CHDVD SW | CH0237935637 | ISHARES SWISS DIVIDEND CH | SZ | CHF | 181.2 | 13.2 | 7'076 | 97'622 | 0.15 | 0.5 |
| CHSPI SW | CH0237935652 | ISHARES CORE SPI CH | SZ | CHF | 160.08 | 16.9 | 5'343 | 76'818 | 0.1 | 0.3 |
| SMICHA SW | CH0017142719 | UBS ETF SMI | SZ | CHF | 135.68 | 15.3 | 3'649 | 61'111 | 0.2 | 2.3 |
| SPISI SW | CH0590186661 | UBS ETF SPI ESGW | SZ | CHF | 18.15 | 19.1 | 2'925 | 155'569 | 0.12 | 0.4 |
| CSSMI SW | CH0008899764 | ISHARES SMI ETF CH | SZ | CHF | 137.544 | 16.3 | 2'396 | 47'413 | 0.35 | 0.5 |
| SW2CHB SW | LU0977261329 | UBS MSCI SWITZERLAND CHF ACC | LX | CHF | 31.155 | 18.1 | 2'278 | 82'972 | 0.2 | NA |
| SPICHA SW | CH0131872431 | UBS ETF SPI | SZ | CHF | 85.36 | 16.8 | 2'177 | 115'644 | 0.09 | 0.4 |
| SLICHA SW | CH0032912732 | UBS ETF SLI | SZ | CHF | 220.9 | 14.8 | 2'096 | 17'178 | 0.2 | 1.4 |
| SMMCHA SW | CH0111762537 | UBS ETF SMIM | SZ | CHF | 309.9 | 22.8 | 1'757 | 8'850 | 0.25 | 1.7 |
| XSMI SW | LU0274221281 | X SWITZERLAND 1D | LX | CHF | 137.34 | 15.9 | 1'572 | 13'830 | 0.3 | 1.5 |
| CSSMIM SW | CH0019852802 | ISHARES SMIM ETF CH | SZ | CHF | 319.65 | 22.4 | 1'178 | 6'173 | 0.45 | 0.4 |
| SWICHA SW | CH0226274246 | UBS ETF MSCI SWITZERLAND | SZ | CHF | 23.075 | 15.8 | 883 | 54'995 | 0.2 | 0.5 |
| SPMCHA SW | CH0130595124 | UBS ETF SPI MID ETF | SZ | CHF | 127.3509 | 20.7 | 788 | 8'143 | 0.25 | 1.9 |
| CSSLI SW | CH0031768937 | ISHARES SLI ETF CH | SZ | CHF | 225.8 | 14.6 | 685 | 4'950 | 0.35 | 0.3 |
| XSMC SW | LU0943504760 | X SWITZERLAND 1C | LX | CHF | 166.9934 | 18.0 | 660 | 5'217 | 0.3 | NA |
| CSWCHF SW | LU1681044993 | AMUNDI ETF MSCI SWITZERLAND | LX | CHF | 12.136 | 17.9 | 310 | 30'872 | 0.25 | NA |
| SPIA SW | CH1416135338 | UBS ETF SPI | SZ | CHF | 3.679 | 19.9 | 260 | 352'315 | 0.09 | 0.4 |
| CHSRI SW | CH0368190739 | UBS ETF MSCI CH IMI SRI | SZ | CHF | 19.17 | 13.0 | 253 | 13'908 | 0.28 | 0.2 |
| SWCSS SW | CH1408319130 | SWC-ESGEN SDG IE CH ETF EA | SZ | CHF | 10.541 | 17.1 | 87 | 25'452 | 0.35 | 0.5 |
| CHDIVA SW | CH1416135353 | UBS MSCI SWISS DIVIDEND E-CA | SZ | CHF | 3.369 | 9.6 | 84 | 46'719 | 0.12 | 0.6 |

ETF Collection (1/9)

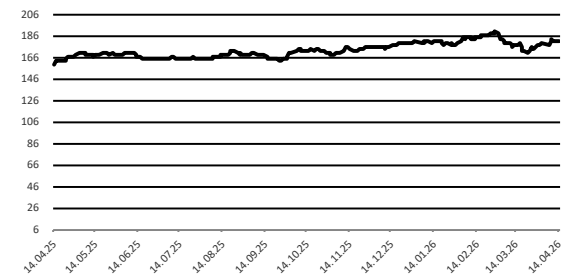
Description

iShares Swiss Dividend ETF (CH) is an open-ended exchange traded fund domiciled in Switzerland. The investment objective of the Fund is to track the performance of the SPI® Select Dividend 20 Index, less fees and expenses of the Fund. The investment objective is achieved via a direct replication methodology.

Information and Metrics

| Fund Type | Asset Class | Region | ISIN | Ticker |
|------------|-------------|---------------|------------------|------------------|
| ETF | Equity | Switzerland | CH0237935637 | CHDVD SW |
| Currency | Price | Avg. Spread % | Avg. Volume | Mkt.Cap.Mn. |
| CHF | 181.2 | 0.0932 | 83'199 | 7'076 |
| 1M Perf. % | 3M Perf. % | 1Y Perf. % | 3Y Perf. (%p.a.) | 5Y Perf. (%p.a.) |
| 3.8 | 2.1 | 17.6 | 11.0 | 8.2 |
| Inception | Expense % | Replication | Rebalancing | Div. Yield |
| 4/29/2014 | 0.15 | Full | Quarterly | 0.5 |

1-Year Daily Price Chart



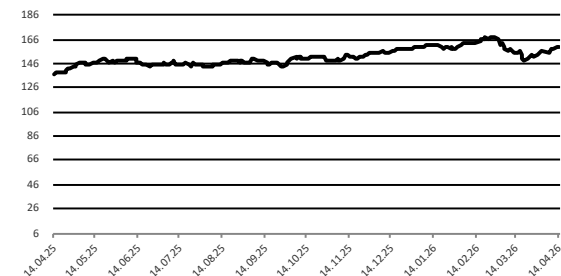
Description

iShares Core SPI® ETF (CH) is an open-ended exchange traded fund domiciled in Switzerland. The Fund aims to track the performance of the SPI® Total Return Index. The fund distributes income received to shareholders.

Information and Metrics

| Fund Type | Asset Class | Region | ISIN | Ticker |
|------------|-------------|---------------|------------------|------------------|
| ETF | Equity | Switzerland | CH0237935652 | CHSPI SW |
| Currency | Price | Avg. Spread % | Avg. Volume | Mkt.Cap.Mn. |
| CHF | 160.1 | 0.1250 | 81'978 | 5'343 |
| 1M Perf. % | 3M Perf. % | 1Y Perf. % | 3Y Perf. (%p.a.) | 5Y Perf. (%p.a.) |
| 4.0 | 0.5 | 19.9 | 7.7 | 5.4 |
| Inception | Expense % | Replication | Rebalancing | Div. Yield |
| 4/28/2014 | 0.1 | Full | Quarterly | 0.3 |

1-Year Daily Price Chart



ETF Collection (2/9)

Description

UBS SMI® ETF is an exchange-traded fund incorporated in Switzerland. The objective of the Fund is to mirror the performance of the SMI (Swiss Market Index) and allow intraday trading of a basket of stocks in one single trade. The Fund invests in a portfolio that consists of all the component securities of the index with similar weightings.

Description

UBS SPI® ESG ETF is an exchange-traded fund incorporated in Switzerland. The Fund tracks the performance of the SPI ESG weighted (Total Return).

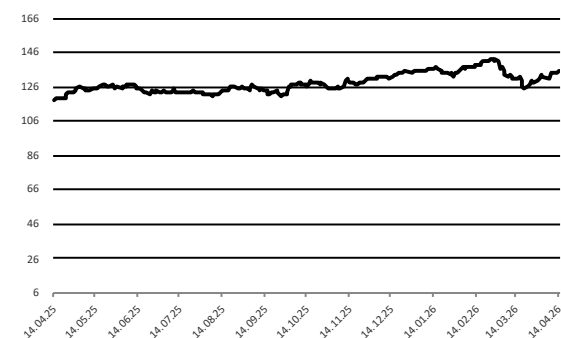
Information and Metrics

| Fund Type | Asset Class | Region | ISIN | Ticker |
|------------|-------------|---------------|------------------|------------------|
| ETF | Equity | Switzerland | CH0017142719 | SMICHA SW |
| Currency | Price | Avg. Spread % | Avg. Volume | Mkt.Cap.Mn. |
| CHF | 135.7 | 0.0713 | 46'653 | 3'649 |
| 1M Perf. % | 3M Perf. % | 1Y Perf. % | 3Y Perf. (%p.a.) | 5Y Perf. (%p.a.) |
| 3.7 | 0.1 | 18.4 | 8.3 | 6.4 |
| Inception | Expense % | Replication | Rebalancing | Div. Yield |
| 12/5/2003 | 0.2 | Full | Quarterly | 2.3 |

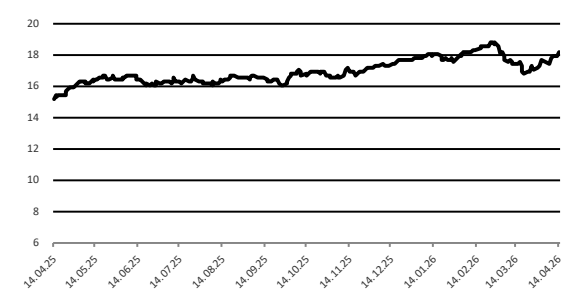
Information and Metrics

| Fund Type | Asset Class | Region | ISIN | Ticker |
|------------|-------------|---------------|------------------|------------------|
| ETF | Equity | Switzerland | CH0590186661 | SPISI SW |
| Currency | Price | Avg. Spread % | Avg. Volume | Mkt.Cap.Mn. |
| CHF | 18.2 | 0.0968 | 152'197 | 2'925 |
| 1M Perf. % | 3M Perf. % | 1Y Perf. % | 3Y Perf. (%p.a.) | 5Y Perf. (%p.a.) |
| 4.1 | 0.3 | 19.8 | 8.0 | 5.9 |
| Inception | Expense % | Replication | Rebalancing | Div. Yield |
| 2/23/2021 | 0.12 | Full | Unknown | 0.4 |

1-Year Daily Price Chart



1-Year Daily Price Chart



ETF Collection (3/9)

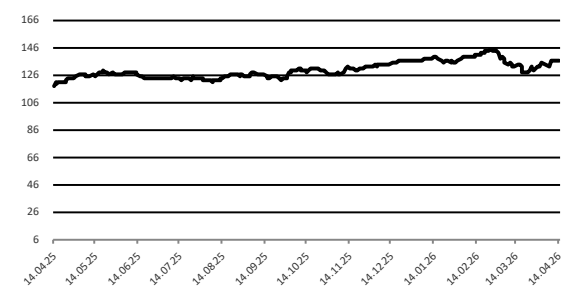
Description

iShares SMI® ETF (CH) is an open-ended exchange traded fund domiciled in Switzerland. The investment objective of the Fund is to deliver the performance of the SMI Index, less fees and expenses of the Fund. The investment objective is achieved via a direct replication methodology.

Information and Metrics

| Fund Type | Asset Class | Region | ISIN | Ticker |
|------------|-------------|---------------|------------------|------------------|
| ETF | Equity | Switzerland | CH0008899764 | CSSMI SW |
| Currency | Price | Avg. Spread % | Avg. Volume | Mkt.Cap.Mn. |
| CHF | 137.5 | 0.0893 | 33'325 | 2'396 |
| 1M Perf. % | 3M Perf. % | 1Y Perf. % | 3Y Perf. (%p.a.) | 5Y Perf. (%p.a.) |
| 3.8 | 0.1 | 19.3 | 8.1 | 6.3 |
| Inception | Expense % | Replication | Rebalancing | Div. Yield |
| 3/15/2001 | 0.35 | Full | Quarterly | 0.5 |

1-Year Daily Price Chart



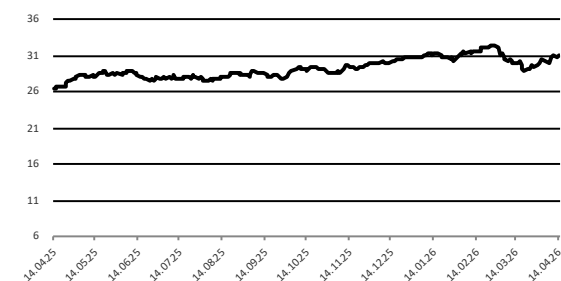
Description

UBS MSCI Switzerland 20/35 UCITS ETF is an exchange traded fund incorporated in Luxembourg. The objective of the Fund is to deliver the net total return performance of the MSCI Switzerland 20/35 and allow intraday trading.

Information and Metrics

| Fund Type | Asset Class | Region | ISIN | Ticker |
|------------|-------------|---------------|------------------|------------------|
| ETF | Equity | Switzerland | LU0977261329 | SW2CHB SW |
| Currency | Price | Avg. Spread % | Avg. Volume | Mkt.Cap.Mn. |
| CHF | 31.2 | 0.1131 | 79'799 | 2'278 |
| 1M Perf. % | 3M Perf. % | 1Y Perf. % | 3Y Perf. (%p.a.) | 5Y Perf. (%p.a.) |
| 3.7 | -0.5 | 18.1 | 6.6 | 4.6 |
| Inception | Expense % | Replication | Rebalancing | Div. Yield |
| 12/6/2013 | 0.2 | Full | Semi-Annually | |

1-Year Daily Price Chart



ETF Collection (4/9)

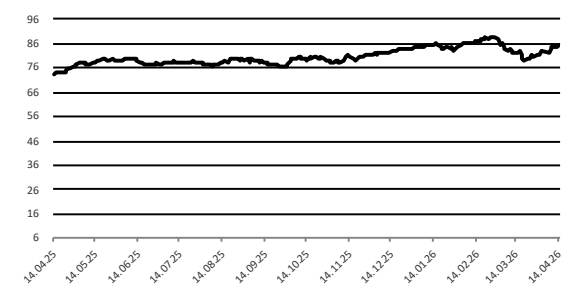
Description

UBS Core SPI® ETF is an exchange-traded fund incorporated in Switzerland. The Fund's objective is to replicate the price performance and returns of the Swiss Market Index SPI. The SPI comprises the about 230 largest stocks in the Swiss equity market.

Information and Metrics

| Fund Type | Asset Class | Region | ISIN | Ticker |
|------------|-------------|---------------|------------------|------------------|
| ETF | Equity | Switzerland | CH0131872431 | SPICHA SW |
| Currency | Price | Avg. Spread % | Avg. Volume | Mkt.Cap.Mn. |
| CHF | 85.4 | 0.0942 | 74'655 | 2'177 |
| 1M Perf. % | 3M Perf. % | 1Y Perf. % | 3Y Perf. (%p.a.) | 5Y Perf. (%p.a.) |
| 3.9 | 0.4 | 19.8 | 7.6 | 5.3 |
| Inception | Expense % | Replication | Rebalancing | Div. Yield |
| 7/21/2011 | 0.09 | Full | Quarterly | 0.4 |

1-Year Daily Price Chart



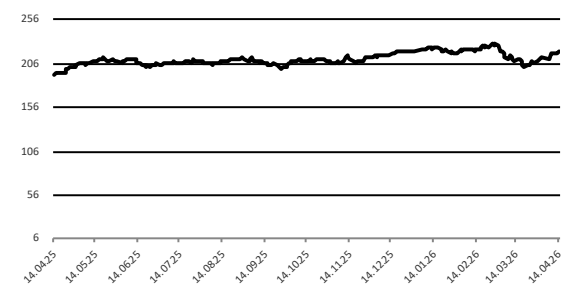
Description

UBS SLI® ETF is an exchange-traded fund incorporated in Switzerland. The objective of the Fund is to mirror the performance of the SLIR (SLI Swiss LeaderIndexR) and allow intraday trading. The fund invests in a portfolio that consists of all the component securities of the index with similar weightings.

Information and Metrics

| Fund Type | Asset Class | Region | ISIN | Ticker |
|------------|-------------|---------------|------------------|------------------|
| ETF | Equity | Switzerland | CH0032912732 | SLICHA SW |
| Currency | Price | Avg. Spread % | Avg. Volume | Mkt.Cap.Mn. |
| CHF | 220.9 | 0.1046 | 15'717 | 2'096 |
| 1M Perf. % | 3M Perf. % | 1Y Perf. % | 3Y Perf. (%p.a.) | 5Y Perf. (%p.a.) |
| 5.5 | -0.6 | 17.4 | 9.0 | 6.0 |
| Inception | Expense % | Replication | Rebalancing | Div. Yield |
| 9/14/2007 | 0.2 | Full | Quarterly | 1.4 |

1-Year Daily Price Chart



ETF Collection (5/9)

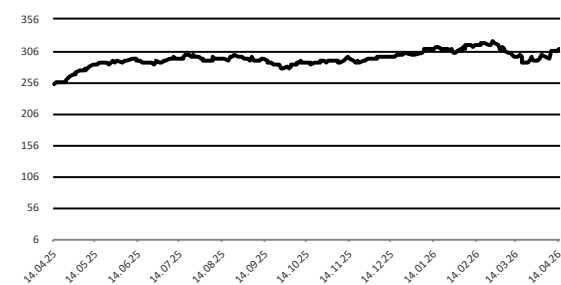
Description

UBS SMIM® ETF is an exchange traded fund incorporated in Switzerland. The objective of this share class is to deliver the performance of the SMIM (Total Return) and allow intraday trading.

Information and Metrics

| Fund Type | Asset Class | Region | ISIN | Ticker |
|------------|-------------|---------------|------------------|------------------|
| ETF | Equity | Switzerland | CH0111762537 | SMMCHA SW |
| Currency | Price | Avg. Spread % | Avg. Volume | Mkt.Cap.Mn. |
| CHF | 309.9 | 0.1209 | 8'405 | 1'757 |
| 1M Perf. % | 3M Perf. % | 1Y Perf. % | 3Y Perf. (%p.a.) | 5Y Perf. (%p.a.) |
| 4.3 | 0.1 | 24.7 | 6.0 | 1.3 |
| Inception | Expense % | Replication | Rebalancing | Div. Yield |
| 4/14/2010 | 0.25 | Full | Quarterly | 1.7 |

1-Year Daily Price Chart



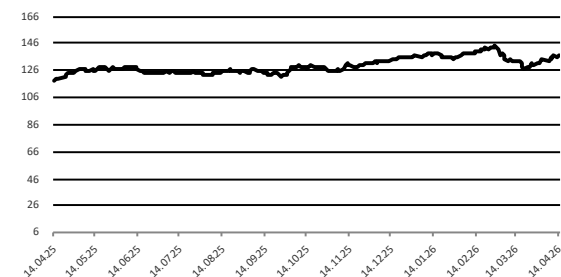
Description

Xtrackers Switzerland UCITS ETF physically replicates the performance of the Solactive Swiss Large Cap Index (Net Total Return). The ETF offers direct investment in Swiss equities. Provides exposure to the top 20 blue chip stocks. Settlement: ICSD

Information and Metrics

| Fund Type | Asset Class | Region | ISIN | Ticker |
|------------|-------------|---------------|------------------|------------------|
| ETF | Equity | Switzerland | LU0274221281 | XSMI SW |
| Currency | Price | Avg. Spread % | Avg. Volume | Mkt.Cap.Mn. |
| CHF | 137.3 | 0.0751 | 12'572 | 1'572 |
| 1M Perf. % | 3M Perf. % | 1Y Perf. % | 3Y Perf. (%p.a.) | 5Y Perf. (%p.a.) |
| 3.7 | -0.8 | 17.8 | 6.6 | 4.9 |
| Inception | Expense % | Replication | Rebalancing | Div. Yield |
| 5/14/2007 | 0.3 | Full | Quarterly | 1.5 |

1-Year Daily Price Chart



ETF Collection (6/9)

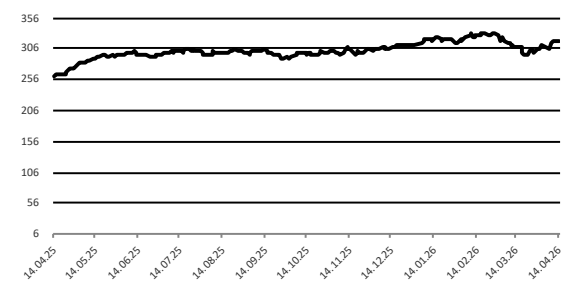
Description

iShares SMIM® ETF (CH) is an open-ended exchange traded fund domiciled in Switzerland. The investment objective of the Fund is to deliver the performance of the SMIM Index, less fees and expenses of the Fund. The investment objective is achieved via a direct replication methodology.

Information and Metrics

| Fund Type | Asset Class | Region | ISIN | Ticker |
|------------|-------------|---------------|------------------|------------------|
| ETF | Equity | Switzerland | CH0019852802 | CSSMIM SW |
| Currency | Price | Avg. Spread % | Avg. Volume | Mkt.Cap.Mn. |
| CHF | 319.7 | 0.1625 | 4'928 | 1'178 |
| 1M Perf. % | 3M Perf. % | 1Y Perf. % | 3Y Perf. (%p.a.) | 5Y Perf. (%p.a.) |
| 4.4 | 0.2 | 24.4 | 5.8 | 1.1 |
| Inception | Expense % | Replication | Rebalancing | Div. Yield |
| 12/9/2004 | 0.45 | Full | Quarterly | 0.4 |

1-Year Daily Price Chart



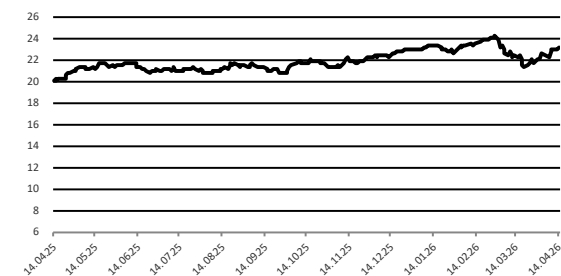
Description

UBS MSCI Switzerland ETF is an exchange traded fund incorporated in Switzerland. The objective of the Fund is to deliver the net total return performance of the MSCI Switzerland and allow intraday trading.

Information and Metrics

| Fund Type | Asset Class | Region | ISIN | Ticker |
|------------|-------------|---------------|------------------|------------------|
| ETF | Equity | Switzerland | CH0226274246 | SWICHA SW |
| Currency | Price | Avg. Spread % | Avg. Volume | Mkt.Cap.Mn. |
| CHF | 23.1 | 0.1135 | 53'935 | 883 |
| 1M Perf. % | 3M Perf. % | 1Y Perf. % | 3Y Perf. (%p.a.) | 5Y Perf. (%p.a.) |
| 3.3 | -0.2 | 18.8 | 7.5 | 5.5 |
| Inception | Expense % | Replication | Rebalancing | Div. Yield |
| 11/8/2013 | 0.2 | Full | Semi-Annually | 0.5 |

1-Year Daily Price Chart



ETF Collection (7/9)

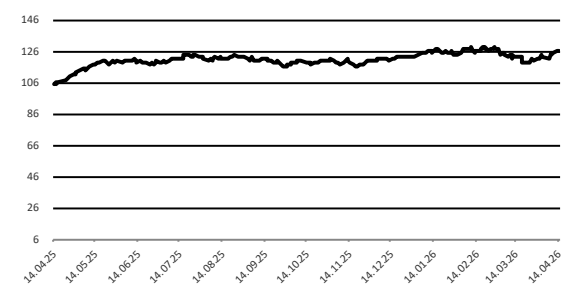
Description

UBS SPI® Mid ETF is an exchange traded fund incorporated in Switzerland. The objective of this share class is to deliver the performance of the SPI Mid (Total Return) and allow intraday trading.

Information and Metrics

| Fund Type | Asset Class | Region | ISIN | Ticker |
|------------|-------------|---------------|------------------|------------------|
| ETF | Equity | Switzerland | CH0130595124 | SPMCHA SW |
| Currency | Price | Avg. Spread % | Avg. Volume | Mkt.Cap.Mn. |
| CHF | 127.4 | 0.1044 | 8'489 | 788 |
| 1M Perf. % | 3M Perf. % | 1Y Perf. % | 3Y Perf. (%p.a.) | 5Y Perf. (%p.a.) |
| 3.7 | 0.4 | 22.7 | 5.8 | 1.7 |
| Inception | Expense % | Replication | Rebalancing | Div. Yield |
| 7/21/2011 | 0.25 | Full | Quarterly | 1.9 |

1-Year Daily Price Chart



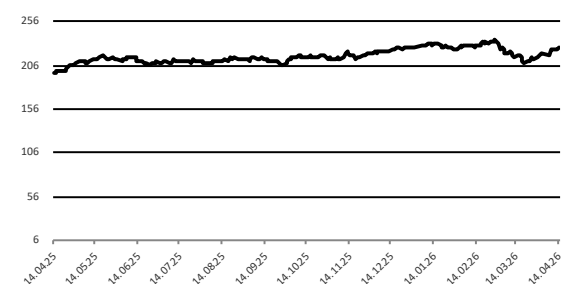
Description

iShares SLI ETF (CH) is an open-ended exchange traded fund domiciled in Switzerland. The investment objective of the Fund is to deliver the performance of the SLI Index, less fees and expenses of the Fund. The investment objective is achieved via a direct replication methodology.

Information and Metrics

| Fund Type | Asset Class | Region | ISIN | Ticker |
|------------|-------------|---------------|------------------|------------------|
| ETF | Equity | Switzerland | CH0031768937 | CSSLI SW |
| Currency | Price | Avg. Spread % | Avg. Volume | Mkt.Cap.Mn. |
| CHF | 225.8 | 0.1709 | 4'972 | 685 |
| 1M Perf. % | 3M Perf. % | 1Y Perf. % | 3Y Perf. (%p.a.) | 5Y Perf. (%p.a.) |
| 5.5 | -0.7 | 17.4 | 8.9 | 5.8 |
| Inception | Expense % | Replication | Rebalancing | Div. Yield |
| 6/29/2007 | 0.35 | Full | Quarterly | 0.3 |

1-Year Daily Price Chart



ETF Collection (8/9)

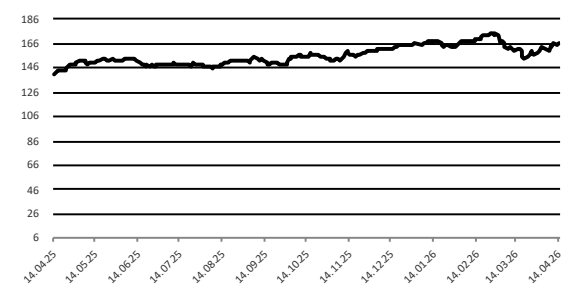
Description

Xtrackers Switzerland UCITS ETF physically replicates the performance of the Solactive Swiss Large Cap Index (Net Total Return). The ETF offers direct investment in Swiss equities. Provides exposure to the top 20 blue chip stocks. Settlement: ICSD

Information and Metrics

| Fund Type | Asset Class | Region | ISIN | Ticker |
|------------|-------------|---------------|------------------|------------------|
| ETF | Equity | Switzerland | LU0943504760 | XSMC SW |
| Currency | Price | Avg. Spread % | Avg. Volume | Mkt.Cap.Mn. |
| CHF | 167.0 | 0.0873 | 9'612 | 660 |
| 1M Perf. % | 3M Perf. % | 1Y Perf. % | 3Y Perf. (%p.a.) | 5Y Perf. (%p.a.) |
| 3.7 | -0.7 | 18.0 | 6.5 | 4.9 |
| Inception | Expense % | Replication | Rebalancing | Div. Yield |
| 9/26/2013 | 0.3 | Full | Quarterly | |

1-Year Daily Price Chart



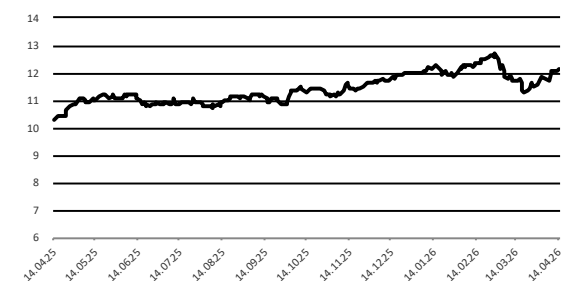
Description

AMUNDI ETF MSCI SWITZERLAND is an exchange-traded fund incorporated in Luxembourg. The Fund's objective is to track as closely as possible the MSCI SWITZERLAND index TRN.

Information and Metrics

| Fund Type | Asset Class | Region | ISIN | Ticker |
|------------|-------------|-----------------|------------------|------------------|
| ETF | Equity | European Region | LU1681044993 | CSWCHF SW |
| Currency | Price | Avg. Spread % | Avg. Volume | Mkt.Cap.Mn. |
| CHF | 12.1 | 0.1266 | 26'583 | 310 |
| 1M Perf. % | 3M Perf. % | 1Y Perf. % | 3Y Perf. (%p.a.) | 5Y Perf. (%p.a.) |
| 3.6 | -0.9 | 17.9 | 6.6 | 4.5 |
| Inception | Expense % | Replication | Rebalancing | Div. Yield |
| 10/19/2010 | 0.25 | Derivative | Quarterly | |

1-Year Daily Price Chart



ETF Collection (9/9)

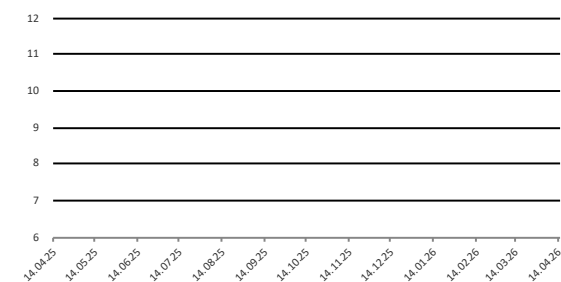
Description

UBS Core SPI® ETF is an exchange-traded fund incorporated in Switzerland. The Fund's objective is to replicate the price performance and returns of the Swiss Market Index SPI. The SPI comprises the about 230 largest stocks in the Swiss equity market.

Information and Metrics

| Fund Type | Asset Class | Region | ISIN | Ticker |
|------------|-------------|---------------|------------------|------------------|
| ETF | Equity | Switzerland | CH1416135338 | SPIA SW |
| Currency | Price | Avg. Spread % | Avg. Volume | Mkt.Cap.Mn. |
| CHF | 3.7 | 0.1269 | 276'465 | 260 |
| 1M Perf. % | 3M Perf. % | 1Y Perf. % | 3Y Perf. (%p.a.) | 5Y Perf. (%p.a.) |
| 3.9 | -0.5 | 20.6 | | |
| Inception | Expense % | Replication | Rebalancing | Div. Yield |
| 3/24/2025 | 0.09 | Full | Quarterly | 0.4 |

1-Year Daily Price Chart



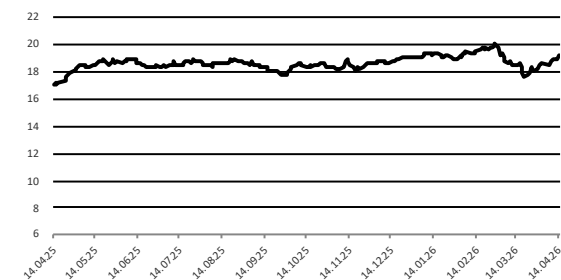
Description

UBS MSCI Switzerland IMI Socially Responsible ETF sub-fund is an exchange traded fund incorporated in Switzerland. The objective of the Fund is to deliver the performance of the MSCI Switzerland IMI Extended SRI Low Carbon Select 5% Issuer Capped Net and allow intraday trading.

Information and Metrics

| Fund Type | Asset Class | Region | ISIN | Ticker |
|------------|-------------|---------------|------------------|------------------|
| ETF | Equity | Switzerland | CH0368190739 | CHSRI SW |
| Currency | Price | Avg. Spread % | Avg. Volume | Mkt.Cap.Mn. |
| CHF | 19.2 | 0.1812 | 16'956 | 253 |
| 1M Perf. % | 3M Perf. % | 1Y Perf. % | 3Y Perf. (%p.a.) | 5Y Perf. (%p.a.) |
| 3.8 | -0.1 | 15.5 | 7.8 | 4.1 |
| Inception | Expense % | Replication | Rebalancing | Div. Yield |
| 9/15/2017 | 0.28 | Full | Unknown | 0.2 |

1-Year Daily Price Chart



Terminology

Abbreviation / Name

Definition

| | |
|--------------|--|
| 1YR CHG % | Change in price (in percent) over one year. Does not include dividend returns. |
| VOL AVG | Average Volume. Daily average volume of shares traded over the past 30 days. |
| EXPENSE % | The total of all the expenses listed in the fund income statement. The amount is displayed as an average of Total Net Assets for the same twelve-month period. |
| DIVIDEND YLD | Dividend Yield as a percentage. The most recently announced dividend amount, annualized and then divided by the current market price. |

Avg. Spread

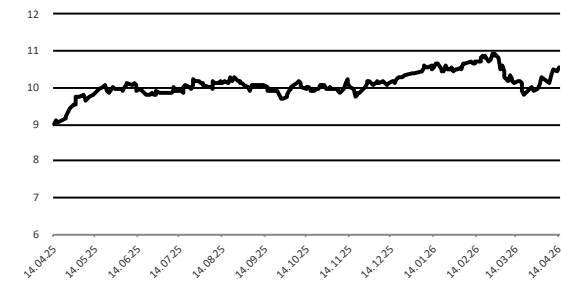
Information and Metrics

1-Year Daily Price Chart

MKT CAP Swisscanto IE ESGen SDG Index Equity Switzerland ETF is an ETF incorporated in Switzerland. The Fund aims to replicate or track the performance, before fees and expenses, of the Swisscanto ESGeneration SDG Switzerland GR CHF index. The Fund invests in publicly traded companies in Switzerland with a sustainable focus.

1Y Perf.

| Fund Type | Asset Class | Region | ISIN | Ticker |
|------------|-------------|---------------|------------------|------------------|
| ETF | Equity | Switzerland | CH1408319130 | SWCSS SW |
| Currency | Price | Avg. Spread % | Avg. Volume | Mkt.Cap.Mn. |
| CHF | 10.5 | 0.7111 | 19'717 | 87 |
| 1M Perf. % | 3M Perf. % | 1Y Perf. % | 3Y Perf. (%p.a.) | 5Y Perf. (%p.a.) |
| 4.8 | 0.3 | 18.3 | | |
| Inception | Expense % | Replication | Rebalancing | Div. Yield |
| 3/24/2025 | 0.35 | Full | Not Applicable | 0.5 |



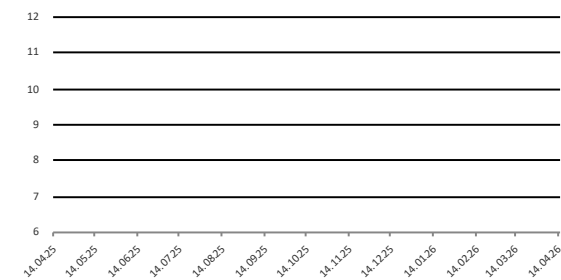
Description

Information and Metrics

1-Year Daily Price Chart

UBS MSCI Swiss Dividend ETF is an exchange traded fund incorporated in Switzerland. The objective of this share class is to deliver the performance of the MSCI Switzerland IMI High Dividend Yield ESG Low Carbon Select Index and allow intraday trading.

| Fund Type | Asset Class | Region | ISIN | Ticker |
|------------|-------------|---------------|------------------|------------------|
| ETF | Equity | | CH1416135353 | CHDIVA SW |
| Currency | Price | Avg. Spread % | Avg. Volume | Mkt.Cap.Mn. |
| CHF | 3.4 | 0.6147 | 23'460 | 84 |
| 1M Perf. % | 3M Perf. % | 1Y Perf. % | 3Y Perf. (%p.a.) | 5Y Perf. (%p.a.) |
| 2.0 | 1.8 | 10.6 | | |
| Inception | Expense % | Replication | Rebalancing | Div. Yield |
| 3/24/2025 | 0.12 | Full | Unknown | 0.6 |



Legal Disclaimer

The information contained in this document constitutes neither an offer nor an individual recommendation or solicitation to buy or sell investment instruments or to engage in other transactions. It is for information purposes only. The information used herein originates from sources that we consider reliable, but for whose trustworthiness the Atiyah Investment Intelligence (All) assumes no liability. All also assumes no liability or guarantee for the accuracy, balance or completeness of the information. The content of documents may change at any time, and All is under no obligation to update these documents or to inform recipients of these documents of any changes. All information, in particular information on prices, risks and opportunities, is provided without guarantee. All does not provide any legal or tax advice in connection with any investment ideas or services. It is the responsibility of clients or interested parties to obtain appropriate advice from independent legal or tax advisors. Please seek advice from qualified personnel before making any investment decisions or decisions in which tax aspects play a role. The value of investments, however safe they are perceived to be, may rise or fall. Investments in foreign currencies are also subject to currency fluctuations. The future performance of investments cannot be derived from past price trends. All disclaims, without limitation, all liability for any loss or damage (whether direct, indirect or consequential) of any kind arising out of or in connection with the use of this material. These documents and their contents are not intended for person who are subject to a legal system which prohibits the distribution or transfer of these documents or which makes such distribution or transfer subject to the existence of a corresponding license. Persons who come into possession of these documents must inform themselves about any restrictions and comply with them. All rights to illustrations used in these documents (images, graphics, etc.) remain with All or the respective rights holders.

