

For Information Purposes Only


portfoliocoach.ch
Knowing what to do, doing what you know

CHF Stock Collection

Buy Rated High Dividend Yield

27.05.2026

Stock Collection



ISIN	TICKER	NAME	SECTOR	CRNCY	LAST	MKT CAP	CHG%YTD	CHG% 1Y	PE	DVD	DVD EST	ANR	ANR NO
CH0024608827	PGHN SW	PARTNERS GROUP HOLDING	Asset Management & Custody Ban	CHF	856.8	22'877	-12.8	-21.9	17.6	5.4	5.6	4.1	17
CH0126673539	DKSH SW	DKSH HOLDING AG	Trading Companies & Distributo	CHF	62.9	4'091	9.6	-2.2	20.1	4.0	4.1	4.4	9
CH0038389992	BION SW	BB BIOTECH AG-REG	NA	CHF	44.5	2'465	-1.0	50.1	NA	5.1	4.0	4.8	4
CH1169151003	GF SW	FISCHER (GEORG)-REG	Industrial Machinery & Supplie	CHF	43.8	3'596	-18.2	-32.1	34.9	3.1	3.6	4.4	11
CH0024590272	ALSN SW	ALSO HOLDING AG-REG	Technology Distributors	CHF	176.6	2'269	-17.9	-32.5	22.3	3.0	3.1	4.4	8
CH0024638212	SCHN SW	SCHINDLER HOLDING AG-REG	Industrial Machinery & Supplie	CHF	252.0	27'287	-10.2	-12.2	26.3	2.7	2.7	4.2	6
CH0435377954	SIGN SW	SIG GROUP AG	Paper & Plastic Packaging Prod	CHF	11.8	4'507	4.0	-31.0	NA	NA	2.5	4.1	15
CH0418792922	SIKA SW	SIKA AG-REG	Specialty Chemicals	CHF	152.5	24'473	-4.9	-30.6	23.4	1.2	2.5	4.1	24
NL0011832936	COPN SW	COSMO NV	Pharmaceuticals	CHF	80.3	1'409	-23.7	46.0	NA	2.4	2.4	5.0	5
CH0012214059	HOLN SW	HOLCIM LTD	Construction Materials	CHF	76.6	43'434	0.9	62.5	108.5	2.2	2.3	4.1	26
CH0371153492	LAND SW	LANDIS + GYR GROUP AG	Electronic Equipment & Instrum	CHF	51.4	1'486	0.0	0.9	47.3	2.2	2.3	4.1	7
CH0100837282	KARN SW	KARDEX HOLDING AG-REG	Industrial Machinery & Supplie	CHF	271.0	2'095	-2.0	10.4	55.0	2.2	2.3	4.9	10
CH0012829898	EMMN SW	EMMI AG-REG	Packaged Foods & Meats	CHF	842.0	4'505	14.6	0.1	19.8	2.1	2.3	4.4	8
CH1486524122	DOKA SW	DORMAKABA HOLDING AG	Building Products	CHF	53.4	2'243	-17.1	-27.1	5.0	1.7	2.1	4.3	11
CH0210483332	CFR SW	CIE FINANCIERE RICHEMO-A REG	Apparel, Accessories & Luxury	CHF	164.2	97'069	-4.6	2.8	30.5	1.8	2.0	4.4	32
CH0006372897	INRN SW	INTERROLL HOLDING AG-REG	Industrial Machinery & Supplie	CHF	1648.0	1'407	-25.1	-17.0	24.4	1.9	1.9	4.1	10
CH0019396990	YPSN SW	YPSOMED HOLDING AG-REG	Health Care Supplies	CHF	345.2	4'712	5.2	-9.9	21.2	0.3	1.3	4.4	14
CH1430134226	AMRZ US	AMRIZE LTD	Construction Materials	USD	52.8	29'920	-1.4	NA	23.2	1.0	1.1	4.2	26
CH0468525222	MOVE SW	MEDACTA GROUP SA	Health Care Equipment	CHF	141.8	2'836	-9.3	3.7	32.4	0.8	0.9	4.3	6
CH0432492467	ALC SW	ALCON INC	Health Care Supplies	CHF	52.7	26'334	-16.7	-26.8	40.1	0.5	0.7	4.6	32

Stock Collection (1/10)

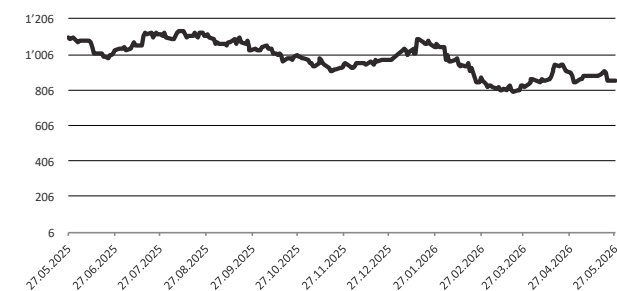
Company Description

Partners Group Holding AG operates as a holding company. The Company, through its subsidiaries, provides investment programs under management in private equity, real estate, infrastructure, and debt. Partners Group Holding serves clients worldwide.

Metrics

Ticker	MktCap. (m)	Float (%)	Main Exch.	Sector
PGHN SW	22'881.9	80.3	SIX Swiss Ex	Financial
Last Price	52W Hi	52W Lo	50D MA	200D MA
-5.01	1158.00	776.00	867.24	968.92
1M Perf.	3M Perf.	1Y Perf.	3M Perf. rel.	1Y Perf. rel.
-5.0%	0.0%	-21.9%	2.9%	-29.3%
est. P/E	est. P/S	est. P/B	act. P/CF	est. Div. yield
14.7	8.8	11.9	15.0	5.6

1-Year Daily Price Chart



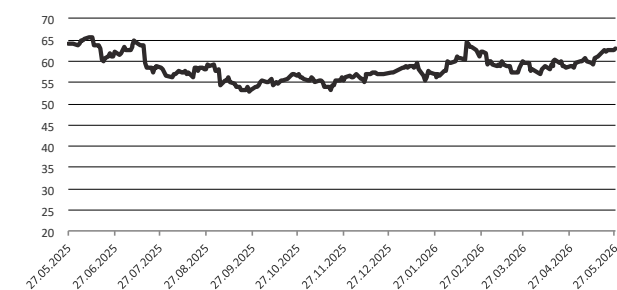
Company Description

DKSH Holding AG offers international market expansion services with a focus in Asia. The Company provides an integrated portfolio of services, including sourcing, marketing, sales, distribution and after-sales services related to the Consumer Goods, Healthcare, Performance Materials and Technology markets.

Metrics

Ticker	MktCap. (m)	Float (%)	Main Exch.	Sector
DKSH SW	4'091.2	54.5	SIX Swiss Ex	Communication
Last Price	52W Hi	52W Lo	50D MA	200D MA
7.16	66.50	52.40	59.47	57.69
1M Perf.	3M Perf.	1Y Perf.	3M Perf. rel.	1Y Perf. rel.
7.2%	1.0%	-2.2%	3.9%	-11.4%
est. P/E	est. P/S	est. P/B	act. P/CF	est. Div. yield
15.8	0.4	NA	12.8	4.1

1-Year Daily Price Chart



Source: Bloomberg

Stock Collection (2/10)

Company Description

BB Biotech AG is a Swiss holding company domiciled in Schaffhausen listed on the Swiss and German stock exchanges. It invests in drug development companies. The company invests in companies mainly located in the US and Western Europe.

Metrics

Ticker	MktCap. (m)	Float (%)	Main Exch.	Sector
BION SW	2'470.8	NA	SIX Swiss Ex	Financial
Last Price	52W Hi	52W Lo	50D MA	200D MA
-1.76	49.65	29.00	44.88	42.15
1M Perf.	3M Perf.	1Y Perf.	3M Perf. rel.	1Y Perf. rel.
-1.8%	-5.3%	50.4%	-2.5%	36.2%
est. P/E	est. P/S	est. P/B	act. P/CF	est. Div. yield
#N/A Field NOT Applicable	NA	NA	#N/A Field NOT Applicable	4.0

1-Year Daily Price Chart



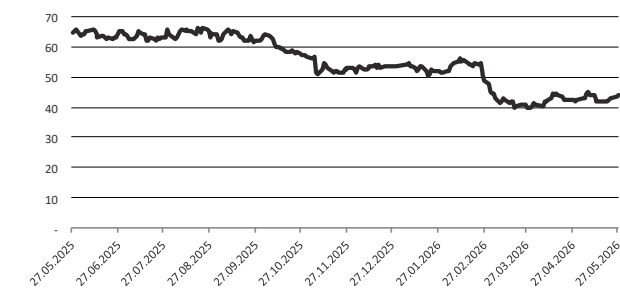
Company Description

Georg Fischer AG is a global supplier in the safe transportation of liquids and gases, in the production of lightweight casting components and high-precision manufacturing technologies. Headquartered in Switzerland, it was founded in 1802. The company is located in over 30 countries. Georg Fischer comprises of three divisions: GF Piping Systems, GF Casting Solutions, and GF Machining

Metrics

Ticker	MktCap. (m)	Float (%)	Main Exch.	Sector
GF SW	3'592.4	85.6	SIX Swiss Ex	Industrial
Last Price	52W Hi	52W Lo	50D MA	200D MA
3.06	66.65	38.70	42.23	53.03
1M Perf.	3M Perf.	1Y Perf.	3M Perf. rel.	1Y Perf. rel.
3.1%	-10.2%	-32.1%	-7.6%	-38.6%
est. P/E	est. P/S	est. P/B	act. P/CF	est. Div. yield
14.3	1.1	NA	13.0	3.7

1-Year Daily Price Chart



Source: Bloomberg

Stock Collection (3/10)

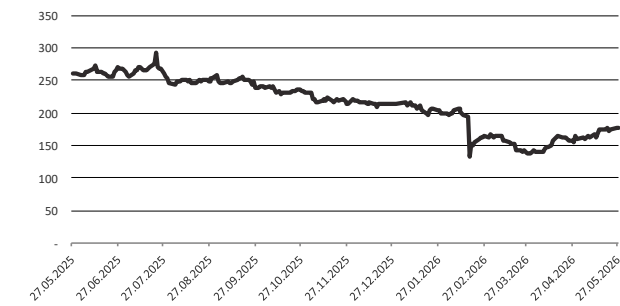
Company Description

ALSO Holding AG wholesales information technology and consumer electronics products. The Company's products include computer hardware and software.

Metrics

Ticker	MktCap. (m)	Float (%)	Main Exch.	Sector
ALSN SW	2'269.1	48.7	SIX Swiss Ex	Consumer, Cyclical
Last Price	52W Hi	52W Lo	50D MA	200D MA
13.06	298.50	133.40	156.67	203.98
1M Perf.	3M Perf.	1Y Perf.	3M Perf. rel.	1Y Perf. rel.
13.1%	7.8%	-32.5%	11.0%	-38.9%
est. P/E	est. P/S	est. P/B	act. P/CF	est. Div. yield
14.0	NA	NA	26.1	3.1

1-Year Daily Price Chart



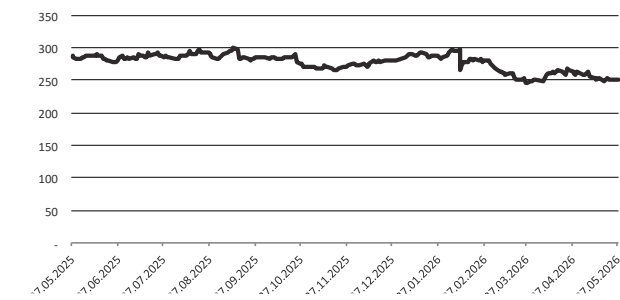
Company Description

Schindler Holding AG manufactures and installs elevators, escalators, and moving walkways internationally. The Company's products are used in airports, subway stations, railroad terminals, shopping centers, cruise ships, hotels, and office buildings. Schindler also offers maintenance services.

Metrics

Ticker	MktCap. (m)	Float (%)	Main Exch.	Sector
SCHN SW	27'237.5	30.1	SIX Swiss Ex	Industrial
Last Price	52W Hi	52W Lo	50D MA	200D MA
-4.19	300.52	244.21	256.16	275.00
1M Perf.	3M Perf.	1Y Perf.	3M Perf. rel.	1Y Perf. rel.
-4.2%	-10.4%	-12.4%	-7.7%	-20.7%
est. P/E	est. P/S	est. P/B	act. P/CF	est. Div. yield
22.5	2.4	NA	18.7	2.7

1-Year Daily Price Chart



Source: Bloomberg

Stock Collection (4/10)

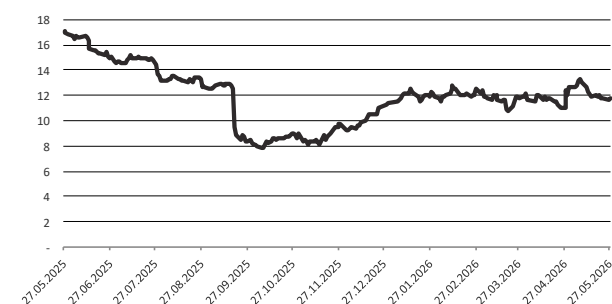
Company Description

SIG Group AG provides aseptic carton packaging solutions and systems. The Company offers packaging solutions for food and beverages companies, as well as provides spare parts, maintenance, training, digital, and other related services. SIG Group serves customers worldwide.

Metrics

Ticker	MktCap. (m)	Float (%)	Main Exch.	Sector
SIGN SW	4'510.8	73.0	SIX Swiss Ex	Industrial
Last Price	52W Hi	52W Lo	50D MA	200D MA
7.27	17.19	7.69	11.87	11.06
1M Perf.	3M Perf.	1Y Perf.	3M Perf. rel.	1Y Perf. rel.
7.3%	-5.8%	-31.0%	-3.0%	-37.5%
est. P/E	est. P/S	est. P/B	act. P/CF	est. Div. yield
16.5	1.5	NA	9.5	2.5

1-Year Daily Price Chart



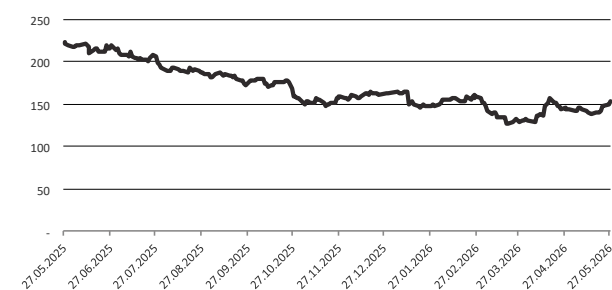
Company Description

Sika AG operates as a specialty chemicals company. The Company specializes in development and production of systems and products for bonding, sealing, damping, reinforcing, and protection in the building sector and automotive industry. Sika serves customers worldwide.

Metrics

Ticker	MktCap. (m)	Float (%)	Main Exch.	Sector
SIKA SW	24'529.3	99.8	SIX Swiss Ex	Industrial
Last Price	52W Hi	52W Lo	50D MA	200D MA
5.16	221.84	118.66	139.34	157.45
1M Perf.	3M Perf.	1Y Perf.	3M Perf. rel.	1Y Perf. rel.
5.2%	-2.8%	-30.4%	0.0%	-37.0%
est. P/E	est. P/S	est. P/B	act. P/CF	est. Div. yield
18.9	2.1	NA	15.4	2.5

1-Year Daily Price Chart



Source: Bloomberg

Stock Collection (5/10)

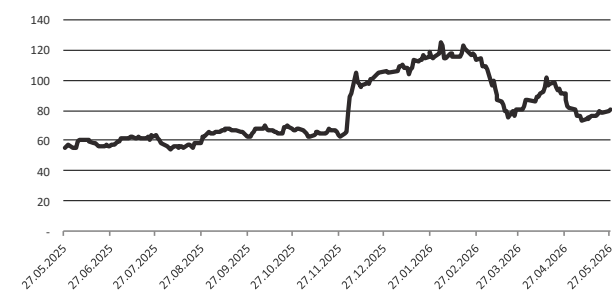
Company Description

Cosmo NV operates as a life sciences company. The Company focuses on developing and manufacturing solutions for gastroenterology, dermatology, and AI-driven medical diagnostics, as well as provides treatment for inflammatory bowel diseases such as ulcerative colitis disease and for colon infections. Cosmo serves customers worldwide.

Metrics

Ticker	MktCap. (m)	Float (%)	Main Exch.	Sector
COPN SW	1'408.7	53.2	SIX Swiss Ex	Consumer, Non-cyclical
Last Price	52W Hi	52W Lo	50D MA	200D MA
-12.24	129.40	53.40	84.31	83.61
1M Perf.	3M Perf.	1Y Perf.	3M Perf. rel.	1Y Perf. rel.
-12.2%	-29.4%	46.0%	-27.4%	32.2%
est. P/E	est. P/S	est. P/B	act. P/CF	est. Div. yield
124.5	13.6	NA	NA	2.4

1-Year Daily Price Chart



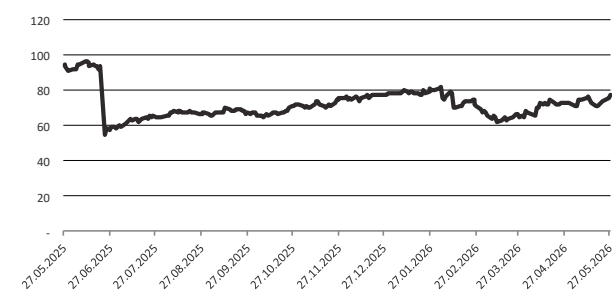
Company Description

Holcim AG provides building materials. The Company produces ready-mixed concrete, cement, clinker, aggregates, flooring, roofing, walling, green mobility, and building solutions. Holcim serves clients in Europe, Latin America, Asia, Middle East, and Africa.

Metrics

Ticker	MktCap. (m)	Float (%)	Main Exch.	Sector
HOLN SW	43'524.7	88.2	SIX Swiss Ex	Industrial
Last Price	52W Hi	52W Lo	50D MA	200D MA
7.65	80.60	44.85	68.36	69.51
1M Perf.	3M Perf.	1Y Perf.	3M Perf. rel.	1Y Perf. rel.
7.6%	10.9%	62.9%	14.2%	47.5%
est. P/E	est. P/S	est. P/B	act. P/CF	est. Div. yield
18.1	NA	NA	15.2	2.3

1-Year Daily Price Chart



Source: Bloomberg

Stock Collection (6/10)

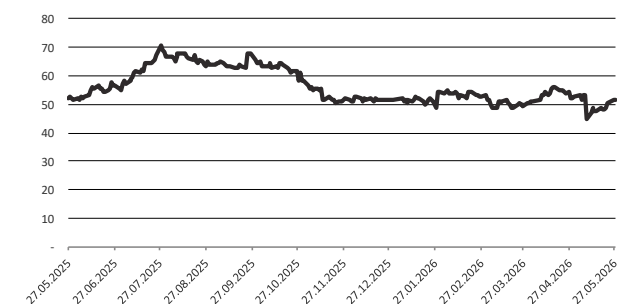
Company Description

Landis+Gyr Group AG operates as a holding company. The Company, through its subsidiaries, manufactures energy management solutions. Landis+Gyr Group offers single and polyphase, commercial, and industrial meters. Landis+Gyr Group serves customers worldwide.

Metrics

Ticker	MktCap. (m)	Float (%)	Main Exch.	Sector
LAND SW	1'488.8	89.2	SIX Swiss Ex	Energy
Last Price	52W Hi	52W Lo	50D MA	200D MA
-5.33	73.40	43.50	51.34	55.87
1M Perf.	3M Perf.	1Y Perf.	3M Perf. rel.	1Y Perf. rel.
-5.3%	-2.3%	1.1%	0.6%	-8.5%
est. P/E	est. P/S	est. P/B	act. P/CF	est. Div. yield
17.1	1.7	NA	17.6	2.3

1-Year Daily Price Chart



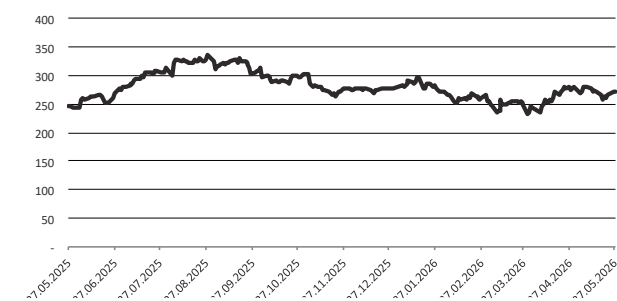
Company Description

Kardex Holding AG operates as a holding company. The Company, through its subsidiaries, develops, produces, and maintains dynamic storage and retrieval systems, as well as integrated materials handling systems and automated high-bay warehouses. Kardex Holding serves customers worldwide.

Metrics

Ticker	MktCap. (m)	Float (%)	Main Exch.	Sector
KARN SW	2'098.7	77.3	SIX Swiss Ex	Industrial
Last Price	52W Hi	52W Lo	50D MA	200D MA
-3.38	340.00	230.00	261.20	282.76
1M Perf.	3M Perf.	1Y Perf.	3M Perf. rel.	1Y Perf. rel.
-3.4%	4.0%	10.6%	7.1%	0.1%
est. P/E	est. P/S	est. P/B	act. P/CF	est. Div. yield
22.9	2.4	NA	36.5	2.3

1-Year Daily Price Chart



Source: Bloomberg

Stock Collection (7/10)

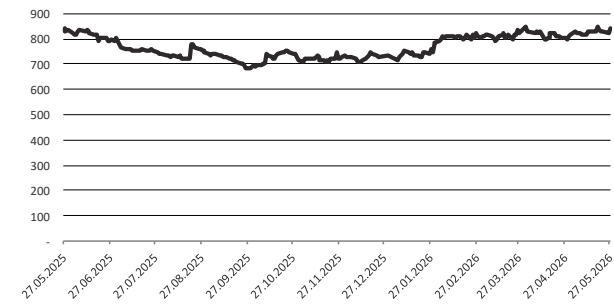
Company Description

Emmi AG provides dairy products. The Company offers drinking milk, coffee, butter, cheese, cream, and other dairy products. Emmi serves customers worldwide.

Metrics

Ticker	MktCap. (m)	Float (%)	Main Exch.	Sector
EMMN SW	4'499.2	42.6	SIX Swiss Ex	Consumer, non-cyclical
Last Price	52W Hi	52W Lo	50D MA	200D MA
4.86	859.00	676.00	818.08	761.50
1M Perf.	3M Perf.	1Y Perf.	3M Perf. rel.	1Y Perf. rel.
4.9%	3.8%	0.0%	6.9%	-9.5%
est. P/E	est. P/S	est. P/B	act. P/CF	est. Div. yield
17.6	0.9	NA	11.2	2.3

1-Year Daily Price Chart



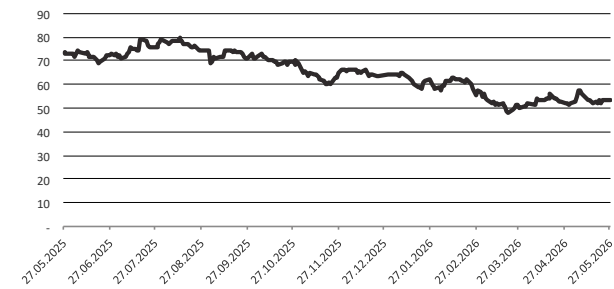
Company Description

dormakaba Holding AG provides mechanical and electronic security systems. The Company offers door closer systems, electronic access, master key, safe locks, and movable walls. dormakaba Holding markets its products worldwide.

Metrics

Ticker	MktCap. (m)	Float (%)	Main Exch.	Sector
DOKASW	2'238.6	66.7	SIX Swiss Ex	Industrial
Last Price	52W Hi	52W Lo	50D MA	200D MA
2.50	79.80	47.15	52.55	62.99
1M Perf.	3M Perf.	1Y Perf.	3M Perf. rel.	1Y Perf. rel.
2.5%	-7.3%	-27.3%	-4.6%	-34.2%
est. P/E	est. P/S	est. P/B	act. P/CF	est. Div. yield
15.6	0.8	NA	4.1	2.1

1-Year Daily Price Chart



Source: Bloomberg

Stock Collection (8/10)

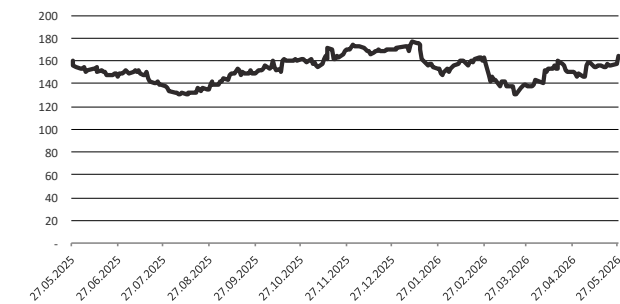
Company Description

Compagnie Financiere Richemont SA, through subsidiaries, manufactures and retails luxury goods. The Company produces jewelry, watches, leather goods, writing instruments, and men's and women's wear. Compagnie Financiere Richemont serves customers worldwide.

Metrics

Ticker	MktCap. (m)	Float (%)	Main Exch.	Sector
CFR SW	97'630.3	96.6	SIX Swiss Ex	Consumer, Cyclical
Last Price	52W Hi	52W Lo	50D MA	200D MA
9.45	180.00	127.20	148.12	153.79
1M Perf.	3M Perf.	1Y Perf.	3M Perf. rel.	1Y Perf. rel.
9.4%	5.0%	3.4%	8.1%	-6.4%
est. P/E	est. P/S	est. P/B	act. P/CF	est. Div. yield
22.7	4.5	NA	21.7	2.0

1-Year Daily Price Chart



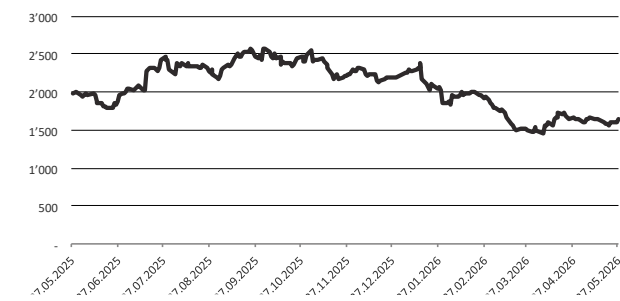
Company Description

Interroll Holding AG, through its subsidiaries, produces components and systems for the storage and distribution of goods. The Company's products include conveyor rollers, bulk storage, dynamic storage, and automation equipment. Interroll's products provide solutions for storage, distribution, and commissioning of goods.

Metrics

Ticker	MktCap. (m)	Float (%)	Main Exch.	Sector
INRN SW	1'407.4	87.8	SIX Swiss Ex	Industrial
Last Price	52W Hi	52W Lo	50D MA	200D MA
-1.20	2590.00	1420.00	1601.24	2085.79
1M Perf.	3M Perf.	1Y Perf.	3M Perf. rel.	1Y Perf. rel.
-1.2%	-14.8%	-17.0%	-12.3%	-24.9%
est. P/E	est. P/S	est. P/B	act. P/CF	est. Div. yield
18.6	2.6	NA	24.1	1.9

1-Year Daily Price Chart



Source: Bloomberg

Stock Collection (9/10)

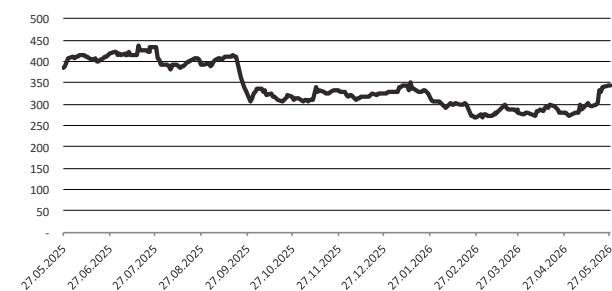
Company Description

Ypsomed Holding AG operates as a holding company. The Company, through its subsidiaries, develops and manufactures custom-made injection systems for pharmaceutical and bio-technology companies. Ypsomed Holding serves customers in Switzerland.

Metrics

Ticker	MktCap. (m)	Float (%)	Main Exch.	Sector
YPSN SW	4'698.2	27.1	SIX Swiss Ex	Consumer, Non-cyclical
Last Price	52W Hi	52W Lo	50D MA	200D MA
23.19	441.50	260.50	290.59	323.88
1M Perf.	3M Perf.	1Y Perf.	3M Perf. rel.	1Y Perf. rel.
23.2%	28.9%	-10.1%	32.7%	-18.6%
est. P/E	est. P/S	est. P/B	act. P/CF	est. Div. yield
22.5	6.7	6.1	15.3	1.3

1-Year Daily Price Chart



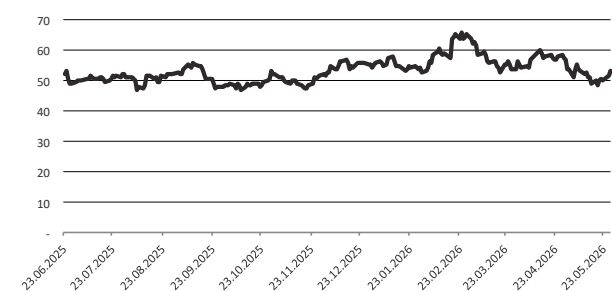
Company Description

Amrize Ltd provides building solutions. The Company supplies building materials such as cement, aggregates, ready-mix, asphalt, and concrete products, as well as offers building envelope systems with advanced roofing, insulation, sealants, and weatherization. Amrize serves infrastructure, commercial, and residential markets in the United States, Canada, and Switzerland.

Metrics

Ticker	MktCap. (m)	Float (%)	Main Exch.	Sector
AMRZ US	30'078.4	89.4	New York	Industrial
Last Price	52W Hi	52W Lo	50D MA	200D MA
-8.58	65.29	43.69	54.24	53.18
1M Perf.	3M Perf.	1Y Perf.	3M Perf. rel.	1Y Perf. rel.
-8.6%	-17.5%	#WERT!	-24.5%	#WERT!
est. P/E	est. P/S	est. P/B	act. P/CF	est. Div. yield
16.8	2.4	2.2	25.9	1.1

1-Year Daily Price Chart



Source: Bloomberg

Stock Collection (10/10)

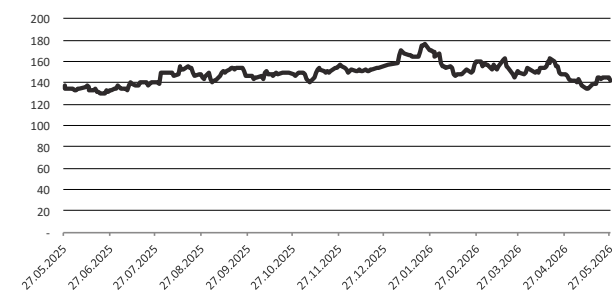
Company Description

Medacta Group SA produces and distributes medical devices. The Company develops, manufactures, and distributes orthopedic and neurosurgical medical devices. Medacta Group serves customers worldwide.

Metrics

Ticker	MktCap. (m)	Float (%)	Main Exch.	Sector
MOVE SW	2'840.0	30.0	SIX Swiss Ex	Consumer, non-cyclical
Last Price	52W Hi	52W Lo	50D MA	200D MA
-4.31	177.20	128.00	149.14	152.04
1M Perf.	3M Perf.	1Y Perf.	3M Perf. rel.	1Y Perf. rel.
-4.3%	-10.9%	3.8%	-8.3%	-6.0%
est. P/E	est. P/S	est. P/B	act. P/CF	est. Div. yield
26.7	4.1	NA	22.4	0.9

1-Year Daily Price Chart



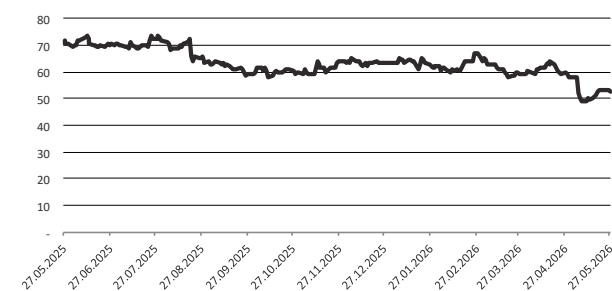
Company Description

Alcon Inc. manufactures eye care products. The Company produces and markets vitreoretinal and cataract surgery, contact lenses, and refractive technology products. Alcon serves medical industry worldwide.

Metrics

Ticker	MktCap. (m)	Float (%)	Main Exch.	Sector
ALC SW	26'344.2	99.9	SIX Swiss Ex	Consumer, non-cyclical
Last Price	52W Hi	52W Lo	50D MA	200D MA
-11.90	74.34	47.80	58.00	61.66
1M Perf.	3M Perf.	1Y Perf.	3M Perf. rel.	1Y Perf. rel.
-11.9%	-21.1%	-26.7%	-18.8%	-33.7%
est. P/E	est. P/S	est. P/B	act. P/CF	est. Div. yield
17.2	3.0	NA	14.3	0.7

1-Year Daily Price Chart



Source: Bloomberg

Terminology

Abbreviation / Name	Definition
CRNCY	Trading currency.
LAST	Indicative last available price.
MKT CAP	Company market capitalisation in millions.
CHG% YTD	Year-to-date stock price change in percent.
CHG% YTD	Twelve-month stock price change in percent.
PE	Trailing 12-month price-to-earnings ratio.
DVD	Trailing 12-month dividend yield.
ANR	Analyst consensus rating whereby 5=Strong Buy and 1=Strong Sell.
ANR	Number of analysts covering the stock.
3M Perf. rel.	3 Month performance of the stock relative to the market index in percent. A positive number indicates outperformance.
52W Hi	Stock 52 week high.
52W Lo	Stock 52 week low.
50D MA	Stock price 50-day moving average.
200D MA	Stock price 200-day moving average.
est. P/E	Price-to-earnings ratio based on next-year estimated earnings per share.
est. P/S	Price-to-sales ratio based on next-year estimated sales per share.
est. P/B	Price-to-book ratio based on next-year estimated book value per share.
act. P/CF	Price-to-cashflow based on cashflows over the past four quarters (where available.)
Est. Div. yield	Expected dividend yield over the next 12 months based on the current share price.
Dividend payout ratio	Percentage of a firm's net earnings that are paid out to shareholders as dividends.

Legal Disclaimer

The information contained in this document constitutes neither an offer nor an individual recommendation or solicitation to buy or sell investment instruments or to engage in other transactions. It is for information purposes only. The information used herein originates from sources that we consider reliable, but for whose trustworthiness the Atiyyah Investment Intelligence (All) assumes no liability. All also assumes no liability or guarantee for the accuracy, balance or completeness of the information. The content of documents may change at any time, and All is under no obligation to update these documents or to inform recipients of these documents of any changes. All information, in particular information on prices, risks and opportunities, is provided without guarantee. All does not provide any legal or tax advice in connection with any investment ideas or services. It is the responsibility of clients or interested parties to obtain appropriate advice from independent legal or tax advisors. Please seek advice from qualified personnel before making any investment decisions or decisions in which tax aspects play a role. The value of investments, however safe they are perceived to be, may rise or fall. Investments in foreign currencies are also subject to currency fluctuations. The future performance of investments cannot be derived from past price trends. All disclaims, without limitation, all liability for any loss or damage (whether direct, indirect or consequential) of any kind arising out of or in connection with the use of this material. These documents and their contents are not intended for person who are subject to a legal system which prohibits the distribution or transfer of these documents or which makes such distribution or transfer subject to the existence of a corresponding license. Persons who come into possession of these documents must inform themselves about any restrictions and comply with them. All rights to illustrations used in these documents (images, graphics, etc.) remain with All or the respective rights holders.

