

Step by Step

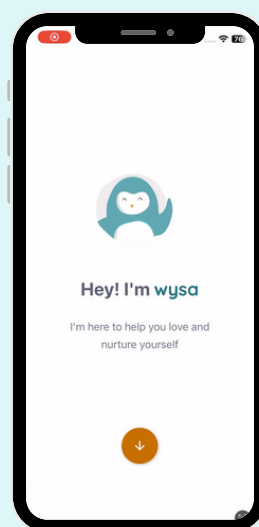
Access your Wysa Benefit

New to Wysa?

Step 1: Get the App!



Scan the **QR code** using a scanner on your phone or tablet



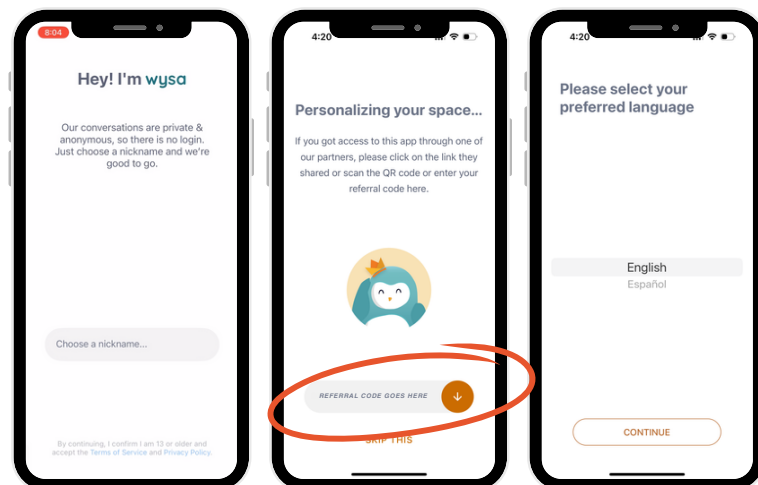
Once downloaded, the **Wysa penguin** will greet you.

Step 2: Get your NationalEAP Membership!

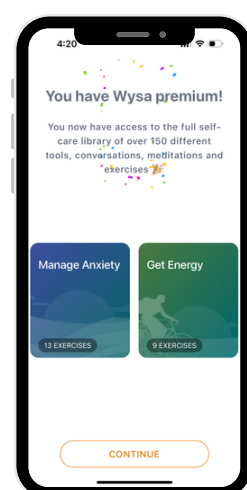
You will be taken to a series of pages to:

- ✓ Select your nickname
- ✓ Enter the code **NATEAP25**
- ✓ Select your language

Currently you can choose between English and Spanish - but more languages are coming soon!



Your special referral code is:
NATEAP25



Confetti Interlude?

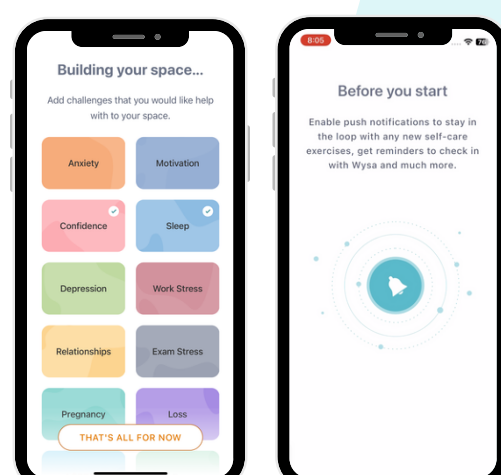
You are on the right track if you get the confetti! Select continue...

Step 3: Final Stretch Personalize & Notifications

You will be taken to a series of pages to:

- ✓ Select what challenges to focus on
- ✓ Select if you want push notifications

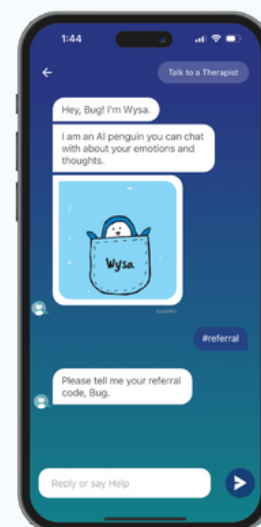
- Want notifications? Wysa will chirp now and again to chat and skill build into wellness together
- Pass on notifications? Wysa will chat and skill build into wellness with you only when you open the app.



Already Use Wysa?

There are **two options** to get access to the NationalEAP version of the Wysa app:

Option 1: Via the chat



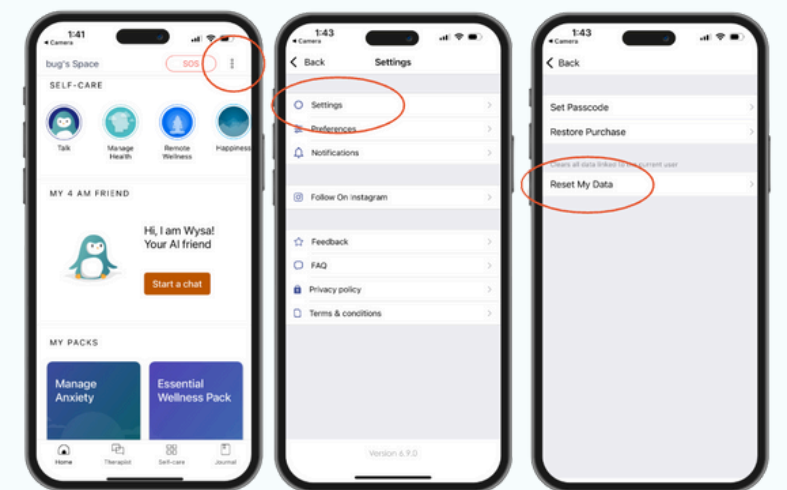
Open the Wysa chat:

- ✓ type **"#referral"**
- ✓ Enter the code **NATEAP25**

Option 2: Resetting data

Please note: you will lose access to the current data with this method

- ✓ Open the **Wysa app**
- ✓ Go to **home**, select the **3 dots in the top right corner**
- ✓ Select **settings**
- ✓ Select **reset my data**
- ✓ **Scan the QR code** and follow the "New to Wysa" instructions



You are ready to Explore!

