

Step by Step

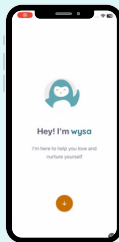
Access your Wysa Benefit

New to Wysa?

Step 1: Get the App!



Scan the **QR code** using a scanner on your phone or tablet

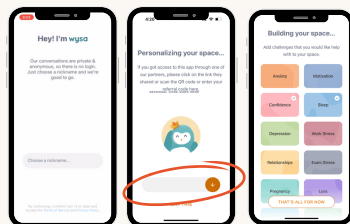


Once downloaded, the **Wysa penguin** will greet you.

Step 2: Get your Membership!

You will be taken to a series of pages to:

- ✓ Select your nickname
- ✓ Enter the code **NATEAP25**
- ✓ Select what challenges to focus on



Your referral code is:

NATEAP25

Confetti Interlude?

You are on the right track if you get the confetti! Select continue...



Already Use Wysa?

There are **two options** to get access to the premium version of the Wysa app:

Option 1: Via the chat



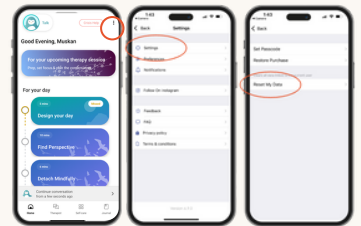
Open the Wysa chat:

- ✓ type **"#referral"**
- ✓ Enter the code **NATEAP25**

Option 2: Resetting data

Please note: you will lose access to the current data with this method

- ✓ Open the **Wysa app**
- ✓ Go to **home**, select the **3 dots** in the **top right corner**
- ✓ Select **settings**
- ✓ Select **reset my data**
- ✓ Scan the **QR code** and follow the **"New to Wysa"** instructions



You are ready to Explore!

Talk: chat with Wysa

Design your day: engage in a long term goal

Home: to come back to the home screen

Therapist: additional support services

Crisis Help: emergency help center

Settings: to edit your preferences

Journal: to track your journey with Wysa

Self-care: access all the tools