

MBS
Architectural

CSR Cemintel External Cladding
BROCHURE

Your Ceiling Specialist

Every material. One source.

PARTNERING WITH THE WORLD'S LEADING CEILING *MANUFACTURERS*

Great design is in the detail, and the details are our speciality. We offer the broadest range of premium products from a single source. Our proprietary systems provide the platform for your unique design, giving you complete freedom and customisation to create truly stunning projects.

MBS Architectural can supply any of the products featured in this brochure, and be your one point of contact throughout the project lifecycle - from design conception to installation on site.

Reach out to get your hands on product samples, or discuss your project in more detail - **03 9580 7800 / hello@mbsarchitectural.com.au**



OUR COLLECTIVE


CEMINTEL®

CEMENT INTELLIGENCE

An idea born from imagination

The father of fibre cement, Ludwig Hatschek, started to imagine a new building material in 1894. He wanted a material that was lighter than brick, cheaper than slate and better than sheet metal.

In 1900, he achieved his breakthrough with a special mix of fibres, cement, pulp, air and water. The Austrian calls the world's first industrially manufactured building material 'Eternit' and numerous European countries adopted the technology from 1903. Australia first introduced the technology in about 1917.



Ludwig Hatschek





BARESTONE
PIMPALA, SA

Unparalleled design flexibility

Fibre cement is perhaps one of the most flexible design building materials available today.

It can be manufactured in numerous panel sizes and thicknesses.

It can be cut into various shapes and patterns.

It can be compressed for high strength applications.

It can be used in acoustic systems.

It can be used as a superior wet area lining product.

It can be painted.


It can be tiled.

It can be used where non-combustible materials are required under the BCA Vol. 1, Section C1.9.

Our Collective is a showcase of not only our products, but the vision and contribution of architects and designers, builders, engineers, our staff, customers and numerous other people involved in the construction process.

Thank you for your contribution and for choosing our products. We are delighted to share this inspiration from you all and are thrilled to see how you are using our products to create beautiful buildings all over the country.

*Love, Cemintel
XO*



Surround™

A European manufactured, prefinished range that is expertly put together so that you can mix and match colours with confidence. Surround is a core range of neutrals and discrete patterns for buildings to look at one with their environment, taking references from the landscape and streetscape.

The colour-bodied (also known as colour through) panels come **trimmed and sealed** and can be installed in a horizontal or vertical orientation using the Cemintel Commercial ExpressWall® TopHat fixing system.

Colour matched rivets accommodate the differential movement between the building structure and the façade. They also provide a more seamless aesthetic to your project.

Only one rivet type is used to install the panels removing potential for costly errors.

Note: All Metal and Marl products are non-stocked items. Minimum order quantities and a 16 week (minimum) lead time apply.*

Minimal stock held of all Secondary Palette products. Check availability with Cemintel®.

As Surround is a prefinished, manufactured product, images may vary from the actual product in regard to colour and surface finish. Panels should be inspected by the builder/installer prior to installation to ensure they meet aesthetic requirements.

Surround Colour Palette

	Base	String	Leather	Metal*	Marl*
Whiteish					
Greyish					
Blackish					
Greenish					
Blueish					

Secondary Palette

Mainland		
Volta		Mete
Maya		Garb
Truss Grey		Gauze
Hover		Strike
Quinta		Woodlot



Territory™

Cemintel Territory is a natural cladding range that comes from Japanese values of simplicity, nature and quality. It is a building block to your home style.

The prefinished cladding panels simulate materials like stone, timber, concrete, metal, tiles and smooth render in a sophisticated way to enhance building façades without the ongoing maintenance requirements.

Panels are factory quality controlled, and the system has Codemark accreditation under Certificate of Conformity CM30048.

The simple, concealed clip fixing system goes together like meccano once the starter strip is installed. Panels can be installed horizontally or vertically, and the system provides a ventilated cavity to keep your building dry.

Nichiguard® stain resistant and self cleaning coating is available on all panels. Additional Platinum Coating technology protects against UV damage and colour fade.

The system has a choice of simple aluminium or colour matched, pre-formed corners to suit you desired aesthetic.

As Territory is a prefinished, manufactured product, images may vary from the actual product in regard to colour and surface finish. Panels should be inspected by the builder/installer prior to installation to ensure they meet aesthetic requirements.

Territory Colour Palette



WOODLANDS // **TEAK**



WOODLANDS // **SMOKED**



WOODLANDS // **LIMED**



WOODLANDS // **WHITEWASH**



WOODLANDS // **EBONY**



CANYON // **RIPPLE**



STEPPE // **TUNDRA**



STEPPE // **MONTANE**



STEPPE // **ALPINE**




RIVERBED // **SILT**



RIVERBED // **SAND**



RIVERBED // **PEBBLE**



SAVANNA // **CLOUD**



SAVANNA // **MIST**



SAVANNA // **SHADE**



SAVANNA // **HAZE**



QUARRY // **URBAN GREY**



QUARRY // **CONCRETE**

Barestone™



Barestone External

Its biophilic impression enhances design aesthetics, as it weathers naturally and seamlessly blends into its environment. Barestone External can be used in many diverse ways and cut to different shapes and sizes for dramatic design effect.



Barestone Internal

The panels have a stain resistant coating applied and are simply installed internally by split battens, adhering to timber battens, or alternatively, and for a more industrial look, exposed fixing.


Commercial Expresspanel®



In conjunction with the Commercial ExpressWall system, it combines a modern, express jointed aesthetic with a fast and economical top hat installation system. With pre-primed, multiple sized sheets available, panels can be arranged in a variety of patterns.


With great impact resistance and strength, these 9mm compressed panels can be used in applications required to withstand high wind loadings, including cyclonic conditions.

Ceminseal® Wallboard




CeminSeal Wallboard is manufactured in Australia and uses Cemintel's unique CeminSeal water block technology, repelling water, increasing paint adhesion and aiding moisture management in the places that can't be seen. It is applied to the face of the panel and has been tested to show higher water resistance when compared to wet area plasterboard and other products on the market. The smooth finish of CeminSeal Wallboard means less work for fixing and setting and provides a smooth paint surface when not tiled over.

Weatherboards




Endeavour® Weatherboards

Endeavour has a traditional look that creates a linear, flat profile with a slight beveled detail. This pre-primed weatherboard is double width, which provides a faster installation. It has an overlap that conceals fixings, giving the final paint finish a smooth appearance.



Headland® Weatherboards

A more traditional weatherboard, Headland has a sharp edged, linear recess. It provides a classic Australian feel that allows a variety of standalone or composite designs. This weatherboard is fixed in a ship-lapped manner with a 25mm overlap, which conceals fixings and is simple to install. The weatherboards are primed and ready for painting.



Scarborough® Weatherboards


A modern take on traditional weatherboard, Scarborough is a stylish product with strong shadow lines that will enhance both traditional and contemporary residential designs. Scarborough has a concealed fixing system and a square profile so the boards butt together and provide a flat surface finish. The panels are pre-primed and gun nailable.

Modern Cladding



Aspect Cladding®

Cemintel Aspect Cladding displays a distinctive horizontal overlapping joint, while providing a classic, attractive façade in a wider panel than traditional weatherboards.




Edge Cladding®

Edge Cladding is a pre-primed, external, vertical cladding with sharp grooves, allowing for a creative pairing with the whole Cemintel range.



Mosaic®

Mosaic has a modern, geometric express joint aesthetic, making it the ideal facade for the modern home. Multiple sized panels can be arranged to form a pattern effect, either using block colour or a variety of tones using a painted finish.



SimpleLine®

SimpleLine has strong, clean edges that provide for an express panel look without the cost. These panels have ship-lapped vertical edges and there are multiple installation methods to give you choice and flexibility.

Flooring & Decking



Ceramic Tile Underlay

Cemintel's Ceramic Tile Underlay is for internal use and is an easily installed and cost effective way to form a flat substrate for laying ceramic tiles over existing floors. It provides a thinner solution that minimises impact on floor levels with surrounding areas. It is an effective option to use over tongue and groove hardwood floors when tiling over them.



Compressed Sheet

Cemintel Compressed Sheets are tried and tested for proven long term strength. Designed for use in tough conditions, including wet area flooring and decking, the panels can be covered in tiles and other floor coverings.



Constructafloor®

Cemintel Constructafloor is a nailable, advanced lightweight, fibre cement structural flooring product available in two options: internal or external. Panels have a tongue and groove joint, which keeps stability between joists and reduces the risk of membrane cracking. As the product is nailable, installation is faster as no countersinking is required. They do not contain any magnesium chloride (salt).

Traditional Cladding & Plank



Cladding

Cemintel Cladding provides a lightweight panel solution in a most simple and traditional form. Panels are manufactured in Australia utilising a full steels process and are clean and smooth, providing a better painted finish.

The panels are very easy to install with traditional nail-on-frame methods, as well as an option for a drained cavity cladding solution. Available in a range of sizes that make it versatile in application with minimal waste.



Smooth Plank

Cemintel Smooth Plank provides a flexible, external cladding option ideally used as a complete external cladding system, or for second storey additions. Planks are available in two widths and can be painted, or stained, to create the desired finish.



Woodgrain Plank

Cemintel Woodgrain Plank is ideally used as a complete external cladding system, or for second storey additions. Planks are available in two widths and can be painted, or stained, to create the desired finish.

Eaves & Soffits



SoffitLine®

Cemintel Soffitline is a durable product that can be used for external soffit and ceiling applications where a flush joint appearance is required. The panels incorporate Cemintel's unique CeminSeal® water block technology, repelling water and increasing paint adhesion.




Eaves Lining Sheet

Specifically designed for use in the lining of residential eaves, Cemintel Eaves Lining sheets are manufactured in Australia and are sized to suit standard eaves' widths.

The joints are covered with H moulds or cover moulds. The sheets should be coated with an exterior paint system for a durable, low maintenance lining.

Texture Base



Texture Base Sheet

Commonly referred to as 'Blueboard', Texture Base Sheet provides a substrate for a smooth, monolithic surface when utilising textured finishes.

The products are generally used as a lightweight solution for second storey residential wraps on the ground with rendered masonry.

cemintel.com.au
1300 236 468

For Design and Technical Support:
DesignLink - 1800 621 117

Disclaimer: Information presented in this document is supplied in good faith and to the best of our knowledge, was accurate at the time of preparation. Products are subject to natural variation as part of the manufacturing process. Product images may vary from actual product in regard to colour and surface finish. The provision of this information should not be construed as a recommendation to use any of our products in violation of any patent rights or in breach of any statute or regulation. Construction details are not available for all project imagery as this is the intellectual property of the designer, builder and/or owner. The images included are for inspiration only and in some cases, the Cemintel products may not be covered under warranty for their application and have been used at the risk of the designer, builder and/or owner. Users are advised to make their own determination as to the suitability of this information in relation to their particular purpose or specific circumstances. Since the information contained in this document may be applied under conditions beyond our control, no responsibility can be accepted by Cemintel, or its staff for any loss or damage caused by any person acting or refraining from action as a result of misuse of this information.

PRODUCT SELECTION GUIDE

This matrix provides common applications of the products. For feedback regarding suitability of products for other specific applications, please contact Cemintel®.

Application	Product	Type of Building		Where Used		Application						Finish			Jointing Options			Installation Format (for walls and façades)				
		Residential- BCA Classes 1 & 10	Commercial & Other - BCA Classes 2-9	Internal	External	Façades & Cladding	Internal Linings	Flooring & Decking	Ceilings	Eaves/Soffits	Wet Areas	Rigid Air Barrier	Prefinished	Pre-Primed/Sealed	Raw/Unprimed	Express	Visible	Concealed (minimal visibility)	Horizontal	Vertical	Diagonal	Curved
Eaves & Soffits	Barestone™ External*	•	•		•				•*	•*		•				•	•					
	Eaves Lining Sheet	•			•					•				•			•					
	Edge Cladding*	•		•	•	•	•		•*	•*			•				•	•				
	SoffitLine®	•	•		•				•	•			•					•				
	Surround™	•	•	•	•	•	•		•*	•*		•				•	•					
	Wallboard	•	•	•			•		•		•		•			•	•	•				
Façades & Cladding	Aspect Cladding®	•		•	•	•	•						•				•	•				
	Barestone™ External	•	•		•	•			•			•				•		•	•	•	•	
	Cladding Sheet	•			•	•				•				•			•	•				
	Commercial ExpressPanel®	•	•		•	•							•			•		•	•	•	•	
	Commercial RendaLine®		•		•	•							•				•	• [^]	•			•
	Compressed Sheets	•	•	•	•	•								•	•	•		•	•			
	Edge Cladding	•		•	•	•	•		•					•			•		•			
	Endeavour® Weatherboards	•			•	•								•			•	•				
	Headland® Weatherboards	•			•	•								•			•	•				
	Mosaic®	•			•	•								•		•		•	•	•		
	Plank (Smooth & Woodgrain)	•			•	•									•		•	•				
	Scarborough® Weatherboards	•			•	•								•			•	•				
	SimpleLine®	•		•	•	•	•							•			•	•	•			
	Surround™	•	•	•	•	•	•					•				•	•		•	•	•	
	Territory™	•	•	•	•	•	•					•				•	•	•	•	•		
	Texture Base Sheet	•			•	•								•			•	•	•			
Flooring & Decking	Ceramic Tile Underlay	•		•				•									•					
	Compressed Sheet	•	•	•	•			•		•				•			•					
	ConstructaFloor®	•		•	•			•		•			•				•					
Internal Linings	Barestone™ Internal	•	•	•			•					•				•	•	•	•	•		
	Wallboard	•	•	•			•		•	•			•			•		•	•			
	Edge Cladding®	•		•	•	•	•		•	•			•				•					
	Surround™	•	•	•	•	•	•					•				•	•		•	•		
	Territory™	•	•	•	•	•	•					•				•	•	•	•			
Air Barrier	Rigid Air Barrier™	•	•		•						•		•			•		•	•			

* Customised solutions can be provided upon request. Please contact Cemintel® on 1300 236 468.

^ vertical preferred



MBS
Architectural

Every material. One source.

Reach out to our team for support, samples and advice.

03 9580 7800

hello@mbsarchitectural.com.au

VIC | 7 Haymer Court, Braeside 3195

QLD | 13 Pease Court, Bethania 4205

@MBSarchitectural