



Apollo

QUICK CLAD



Make a statement.
Unmatched elegance and
durability for your garage.

Elevate your home with Apollo aluminium quick clad batten garage doors

Transform your garage into a statement piece of sophistication. Designed for premium homes that are looking to impress on arrival, these doors seamlessly blend style and functionality, offering a contemporary look that enhances not only your home's street appeal, but the value of your asset.



PREMIUM AESTHETIC

Our batten doors are crafted to perfection, featuring 3 different batten sizes, to suit any home and provide a sleek and modern design that complements any architectural style. The clean lines and refined finish create an upscale look that sets your home apart.



UNMATCHED DURABILITY

Constructed from high-quality aluminium and a Marine grade commercial finish, our doors are resistant to rust, corrosion, and weathering. This ensures your garage door remains beautiful and functional for years to come, with minimal maintenance required.



VERSATILE DESIGN

Available in a range of profile and colour options, you can choose from various timber-look finishes and colour schemes to match your home's unique style. Whether you prefer a classic wood appearance or a modern colour finish, our batten doors can be tailored to your taste.



WEATHER RESISTANT

Our Unique "Quick clad" Aluminium profile is engineered to provide excellent resistance to weathering, Protecting you and your possessions against the elements.

Apollo+

Lower-carbon aluminium. It's better.

We make a conscious choice to use locally extruded, lower carbon aluminium, so your CO2e emissions on a project can be more than halved.

All our Apollo+ Aluminium is cleaner, not because we're ticking a box, but because it's the right thing to do. And we're so committed to this, we're offering it at the same price as standard aluminium - so our (and your) footprint is lighter.

Why Choose Apollo+?

It's called Apollo+ because it's exactly that. A solution for your project, + a little more. No smoke and mirrors, just facts.

The carbon footprint of LocAl® Green is up to 50% less than the global average for primary aluminium production* (ex smelter based on Scope 1 and Scope 2 emissions).

Whilst LocAl® Super Green boasts one of the lowest carbon emissions for primary aluminium currently available and is 75% lower than the global average for primary aluminium production.



Reducing carbon emissions from your products is important because it mitigates the effects of global climate change, improves public health, boosts the global economy, and maintains biodiversity.

When we cut carbon emissions, we help ensure cleaner air, water, and food for our generation and for generations yet to come. Choosing to use LocAl® Aluminium as part of a responsible procurement strategy for your business will positively impact your organisation's environmental impact and our climate.

Features



Unlock superior design.

Discover the exceptional features of our Aluminium Quick Clad Batten Garage Doors. Designed with both style and functionality in mind, these doors offer unparalleled durability, modern elegance, and innovative design elements to elevate your home.

Explore the cutting-edge advantages that make our cladding the perfect choice.



QUICK CLAD SYSTEM

Our innovative cladding system ensures quick and easy installation, reducing Labor costs and downtime. The precision-engineered panels come all ready installed to frame, ensuring fast and easy installation without any need to customise or install the battens.



SUSTAINABLE CHOICE

Our Aluminium is made from locally sourced, low carbon billet, making our batten doors an environmentally friendly option. You can enjoy the luxury of a premium garage door while making a sustainable choice for the environment.



EASY LOW MAINTENANCE

Unlike traditional garage doors, our aluminium batten doors require minimal upkeep. Simply wash down with water and mild detergent to keep them looking pristine for years to come.



HOME DESIGN OPPORTUNITIES

The full range features profiles specific to applications (such as screening, gates, entry ways) that can be seamlessly matched to your garage door. This opens a realm of beautiful design opportunities to tie in the rest of your home. Elevate the aesthetic of any space, from internal screens, balcony walls & soffits, to fence and entry ways.

Technical Specifications

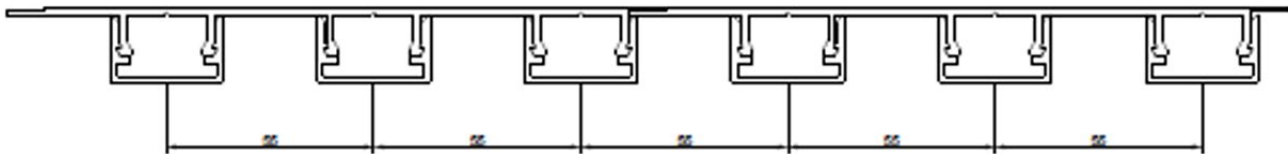
Technical Specifications

Apollo garage doors have been engineered to comply with standard weight requirements and can be utilised with many reputable door manufacturers where the weight load requirements are <235kg including frame, hardware, and cladding materials. *Note: Motor and componentry not included but can be provided on request.*

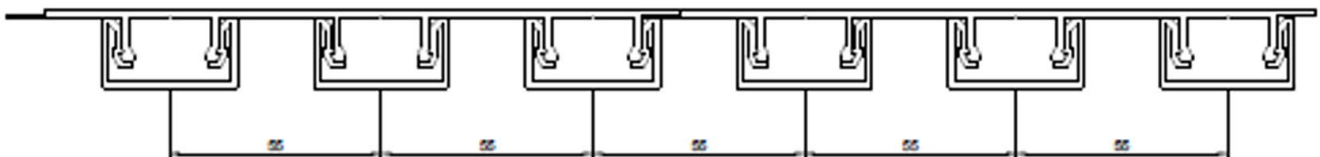
Batten Profiles

The Apollo Quicklad Batten range, offers a range of batten profiles for you to design with that meet the requirements of many garage door manufacturers, without the cost and hassle of doing a completely custom door.

18d by 30w



18d by 35w



29d by 30w





Door Sizing

Standard door sizing can range up to a 2440mm(h) x 5150mm(w) but can be customised to fit any door opening of your choice. Ready to be precisely trimmed on-site to fit your design's exact measurements. Should your opening require larger / smaller frames please reach out to our team with dimensions and ideal batten sizing to get an accurate estimate.

Finishes

Timber Effect

Our Core timber finishes, from the blonde hues of Nordic White Oak to the dark chocolatey tones of African Mahogany, capture the essence of natural timber with the practicality of aluminium. With over 50 available finishes, please reach out to our team if you need to match a finish.



African Mahogany



Alaskan Oak



Argentine Osage



Blonde Oak



Blackbutt



Charcoal Ash



European Spruce



Koa

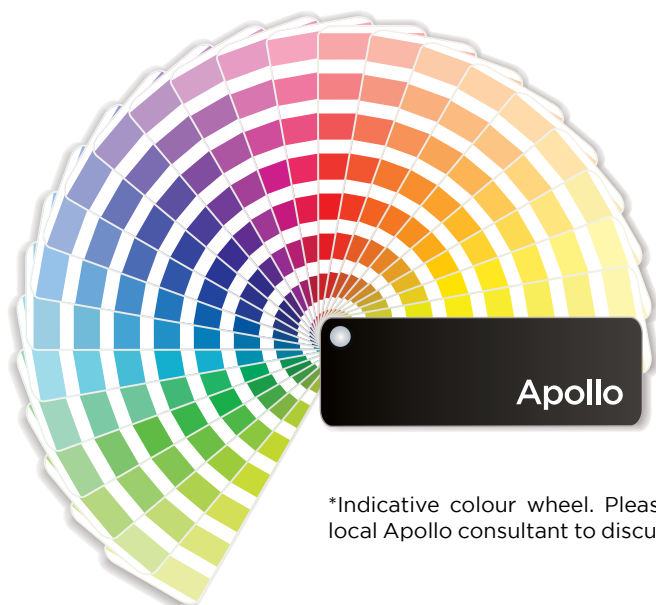


Merbau



Nordic White Oak

* Other timber effect powder coats available upon request.



*Indicative colour wheel. Please contact your local Apollo consultant to discuss your options.

Powder Coat

Dive into a world of colour with the Interpon and Dulux powder coating ranges. Durable, vibrant, and versatile. Apollo Quick Clad profiles are available in Interpon and Dulux powder coat colours. Minimum order quantities on some non-standard powder coats may apply.

Performance



Performance Criteria



Fire Performance

The Apollo Quick Clad System achieves a Group 1 rating as per Section 9 (n) of AS5637.1-2015. The determination of the group number is based on the AS/NZ 3837-1998 test, and is deemed valid in the cone calorimeter for the assignment of National Construction Code (NCC) group number.



Weight

Our Specially designed cladding has been engineered to provide a weight ratio of <math><12.5\text{kg}/\text{sqm}</math>.



Warranty

We are committed to delivering a product that not only meets the highest standards of quality but also provides peace of mind that your investment is protected for the long term. We back this commitment with a 10-Year Apollo Quick Clad colour warranty.



Maintenance & Care

The beauty of Apollo Quick Clad means less maintenance and less effort. Regular cleaning with mild detergents and soft cloths will protect the finish, keeping it looking fresh and new. Adjust the care schedule according to your location to maintain the stunning appearance of your finished installation.



Apollo

03 9580 7800

hello@mbsarchitectural.com.au

VIC | 7 Haymer Court, Braeside 3195

QLD | 13 Pease Court, Bethania 4205