

Wisconsin's
Rest Area Maintenance Program

ANNUAL REPORT

FY 2004
July 1, 2003- June 30, 2004



Wisconsin's Rest Area Maintenance Program
FY 2004 (July 1, 2003- June 30, 2004)

ANNUAL REPORT

Created by:
Rehabilitation For Wisconsin, Inc..

TABLE OF CONTENTS

<u>EXECUTIVE SUMMARY</u>	<u>3</u>
<u>MANAGEMENT SERVICES</u>	<u>11</u>
<u>CUSTODIAL CARE AND LANDSCAPE MAINTENANCE SERVICES</u>	<u>28</u>
<u>DATA SUMMARIES</u>	<u>38</u>

[Click for an Expanded Table of Contents](#)



Photo Above And On Cover: Jefferson County Rest Area 14 Near Johnson Creek.

EXECUTIVE SUMMARY



Flowers at Jefferson County Rest Area 14 near Johnson Creek.

This annual report is written by Rehabilitation For Wisconsin, Inc. (Program Manager) for the Wisconsin Department of Transportation, Bureau of Highway Operations (Administrative Agency) to provide information about Rest Area Maintenance (RAM) Program activities during Fiscal Year 2004 (July 1, 2003 to June 30, 2004).

The Wisconsin Department of Transportation (WisDOT) contracted with Rehabilitation for Wisconsin, Inc. (RFW), to provide program management services, and with 28 Community Rehabilitation Programs (CRPs) to provide the custodial care and landscape maintenance services. The program objective was to provide safe, clean and comfortable highway safety rest areas for the traveling public. Public feedback indicated that the objective had been met. Feedback obtained through visitor's comment cards, e-mails, and telephone calls indicated that Wisconsin's rest areas were among the best-maintained in the country.

The RAM Program objective was to provide safe, clean and comfortable highway safety rest areas for the traveling public.

Comments were submitted by Wisconsin residents as well as people who resided in other parts of the country. WisDOT rest areas were visited by people from 48 different states. The ratings for the rest area maintenance services averaged 1.32 on a scale of one (best) to five (worst).

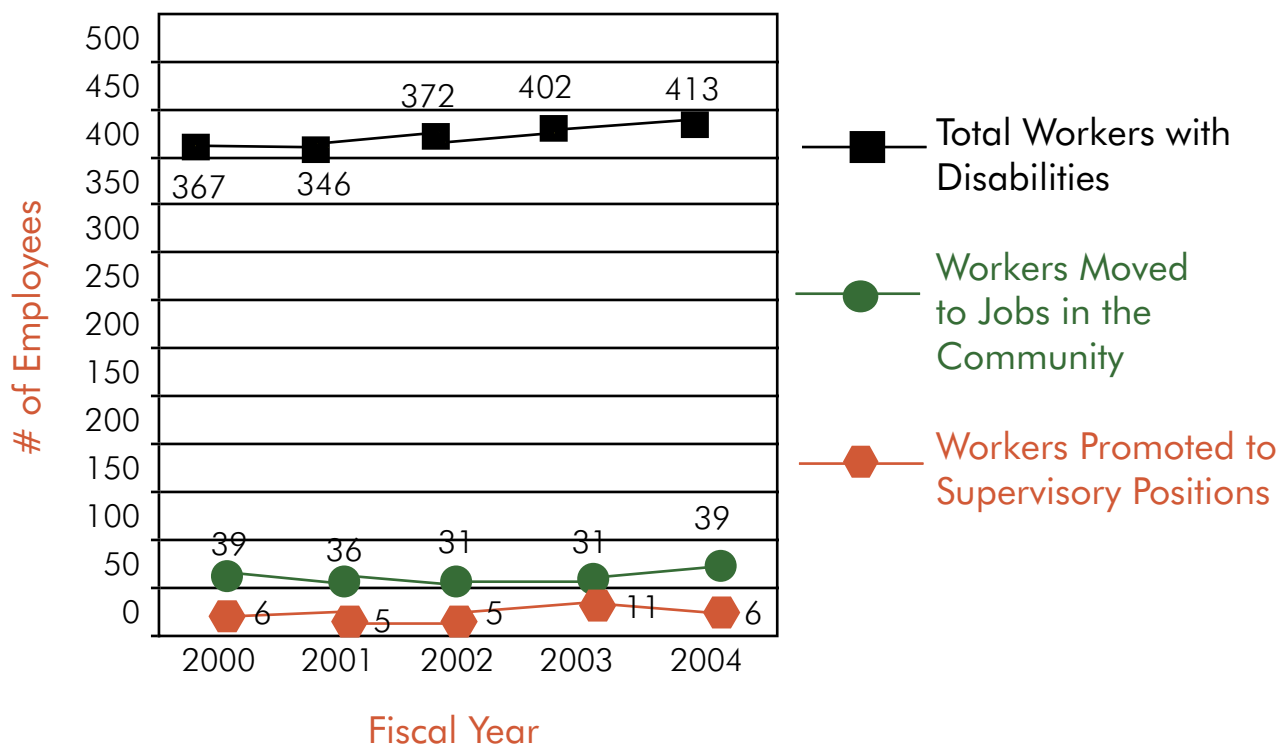


Photo Above: Juneau County Rest Area 10 Near Mauston.

Another program objective was to provide training and employment to individuals with disabilities through work performed at the WisDOT roadside facilities. RFW tracked several metrics throughout the period including direct labor hours, number of persons working, and wages paid. The RAM Program contracts provided 188,534 hours of work to 413 individuals with disabilities (See graph #1). Wages paid to those workers totaled \$1,125,034 with an average hourly wage of \$5.97. The RAM Program sites were used for vocational training for individuals with disabilities with the anticipated outcome of job placement in the community or elevate skills to continue onsite. There were 39 individuals who moved to other jobs at businesses within their community due to the work experience and training they received at RAM Program sites. This training and employment has allowed people to achieve greater independence and self-sufficiency.

The RAM program provided 188,534 hours of work to 413 individuals with disabilities

Graph 1: Employment Statistics FY 2000 - FY 2004



CRP services, under the RAM Program, consisted of cleaning and maintaining buildings, mowing grass, removing snow and ice from walks, emptying trash and recycling containers, marketing recyclable materials (approximately 126 tons per year), stocking literature racks with tourism and highway safety related material, and assisting travelers.



LaCrosse County Tourist Information Center 31 near LaCrosse.



Photo Above: Northwoods Inc., Portage, crew members working at a wayside in Adams County.

CRP maintenance crews performed extra-work projects such as painting building exteriors, repairing sinks and toilets, repairing concrete sidewalks, installing rest room hardware, enhancing landscapes, and replacing roofs on well shelters or wayside buildings. CRPs invoiced for actual costs which totaled \$5,176,767.17. This was 98.38% of the \$5,262,225.14 budgeted for CRP services.

The FY 2004 Annual Work Plan consisted of 51 separate cost centers (pairs of rest areas, rest areas with tourist information centers, groups of seasonal sites). The total expenditures for the roadside facility work in FY 2004 (including CRP services, utility costs, non-CRP contracted vendors, and program management fees) was \$ \$6,064,624.07. See Table 1 for a summary by major cost categories. The revenues and expenses were tracked using project identification numbers. Detailed expenses for each project I.D. number are included in this report.

*RAM Program
CRP actual
invoiced costs for
FY 2004 totaled
\$5,176,767.17
which was 98.38%
of the contracted
amount.*

Table 1: FY 2004 Actual Cost Summary

Project Title	Actual Cost
RFW RAM Program Management Services	\$483,480.00
Utility Costs	\$356,314.90
Custodial Care & Landscape Maintenance Services (CCLM) and Facility Repair & Emergency Costs	\$5,176,767.17
Custodial Care & Landscape Maintenance Services and Facility Repair and Emergency Costs completed by CRPs	\$66,752.99
Facility Repair & Emergency Costs by Non-CRP Contracted Vendors	\$48,062.90
Grand Total	\$6,064,624.97

RFW has provided management services for the RAM Program since its inception in 1987. The FY 2004 management services contract period was Extension #1 to the current contract which is in force, has the following periods.

- Current Contract: July 1, 2001 through June 30, 2003 (FY 2002, FY 2003)
- Extension #1: July 1, 2003 through June 30, 2004 (FY 2004)
- Extension #2: July 1, 2004 through June 30, 2005 (FY 2005)
- Extension #3: July 1, 2005 through June 30, 2006 (FY 2006)
- Extension #4: July 1, 2006 through June 30, 2007 (FY 2007)

The total cost of RFW management services in FY 2004 was \$483,480. These services included quality assurance, record keeping, and training and education. Continuous quality improvement and efficient use of funds were the main priorities for RFW. RFW constantly assessed services to assure that they continued to add value to the program.

RFW used quality site reviews as a key part of its quality assurance program. This was accomplished through 781 documented roadside site inspections. The results indicated that there was a high occurrence of CRPs meeting or exceeding the program standards. The average number of times (as a percent) that areas at a site (floors, walls, fixtures, etc.) met standards was as follows:

Year-Round Rest Areas = 96.96%, Seasonal Sites = 96.69%, Park & Ride Lots = 96.48%.

Training and communication are major components of the RAM Program’s quality assurance system. RFW organized on-site training for both rest area and seasonal site service providers. A training meeting for rest area service providers was held on October 7, 2003 at rest area

101 in Waupaca County near Marion. The training agenda included a sidewalk power wash demonstration, sidewalk joint repairs, recycle bin stenciling, snow removal, equipment usage, weather monitors, and other topics. Over thirty people from twelve organizations attended the meeting. Two training meetings for seasonal wayside service providers were held on April 21 at W-1 on Highway 8 & 35 in Polk County and on April 22 at W-10 near Kiel in Manitowoc County. The training agenda included well water testing, vault ventilation, floor care, painting techniques, site security, and other issues. Over 33 individuals attended the seasonal site meetings from eleven organizations.



Photo Above: Fall Rest Area Meeting Held at Waupaca County Rest Area 101 near Marion.



Busy summer day at Jefferson County Rest Area 14 near Johnson Creek.



Photo Above: Columbia County Rest Area 11 near Portage.

RFW has been managing traffic and water data collected from WisDOT sites since 1997. The highest rest area annual traffic volume recorded for FY 2004 was 682,550 vehicles stopping at rest area 12 located on I-90/94 in Columbia County. The lowest rest area annual traffic volume recorded was 48,545 vehicles stopping at rest area 101 located on USH 45 in Waupaca County. Traffic and water use information is used to develop work schedules and monitor maintenance costs.

The highest rest area annual traffic volume recorded for FY 2004 was 682,550 vehicles stopping at rest area 12 located on I-90/94 in Columbia County.

In FY 2004, RFW coordinated projects to enhance or upgrade roadside facilities to increase the utilitarian value of the properties and the services provided to the public. Examples of projects include: replacing water heaters and softeners, repairing sidewalks, installing new wells and abandoning old wells, replacing rest room fixtures, upgrading electrical systems, installing ceiling fans, and many others. A full list of projects is included in this report.

RFW continued to work in partnership with WisDOT and the CRPs in FY 2004 to provide quality roadside facilities while utilizing resources efficiently. RFW provided program management services with an emphasis on controlling costs, adding value to the system, and meeting the needs of the public. This supported WisDOT in meeting their mission of providing leadership in the development and operation of a safe and efficient transportation system.

RFW PROGRAM MANAGEMENT SERVICES



RFW's Bob Marschke at Fall rest area training meeting.

PROGRAM MANAGMENT SERVICES

Quality Control System 13
Inspection Summary 14
Training to Assure Uniform, Quality Maintenance Services 15
Public Comment Cards 15
Publish a Periodic Newsletter 18

Annual Work Program 19
Budget Estimates and Cost Analysis 20
RFW Corporate Accounting Records 20
RAM Program Record Keeping 20
Facility Repair, Enhancement, and Upgrade Projects 21
Equipment Inventories 21
Traffic and Water Use Databases 22

CRP Support 23
RAM Program Manual 23
RAM Training Manual 23
Other Assistance 23
Required Stickers, Signs, Labels 23

Contract Development And Compliance 24
Site Work Specification and Review 24
Negotiate Contracts and Work Programs 24
CRP Compliance 25

Communications 25

Miscellaneous Management Activities 25
Display Case Material Distribution 25
Tourism Literature Distribution 25
Well Water Testing 26
Preventative Maintenance Program 26

Program Management Costs 27

RFW Program Management Services

The WisDOT Bureau of Highway Operations contracted with Rehabilitation for Wisconsin, Inc. (RFW) to provide the RAM program management services in FY 2004. The contract called for RFW to implement a quality control system, account for program revenues and expenses, provide training and education, maintain program records, and provide other management activities to ensure that clean, safe rest areas and roadside sites were provided to Wisconsin travelers.

Quality Control System

RFW has implemented a quality control system for the RAM program. This system provided a means for implementing, measuring, and monitoring the quality of custodial care and landscape maintenance services. The system allowed for involvement and feedback from all stakeholders in the RAM Program including WisDOT, CRPs, RFW, and the traveling public. The main components of the system were quality standards, site inspections, quality measurement and improvement, training, and customer feedback.

The RAM Program quality assurance system begins with WisDOT's cleaning and maintenance standards. RFW ensured that WisDOT's standards were reviewed and understood by CRP management and maintenance personnel at each site. RFW used verbal, written, and visual means to communicate the standards. CRP supervisory personnel were provided the opportunity to visit other WisDOT roadside facilities in the RAM Program through RFW's "Ride Along" program to see firsthand the level of service provided by other CRPs. It was RFW's goal that each roadside site received the same high quality level of service on a consistent basis statewide. The public has come to expect this same level of service at every WisDOT facility.

Photo: RFW's Quality Assurance Representative, Skip Smith, inspects and scores a rest area restroom facility.



Inspection Summary

The quality system included site inspections by front line quality control personnel (three quality assurance representatives) and with results reviewed by RFW management, the RFW RAM Committee, and the RFW Board of Directors. The RAM Committee consisted of eight CRP representatives, who provided services for the RAM Program. The Committee provided feedback to RFW's Director of Economic Development regarding program policies and procedures. The Committee met every other month in FY 2004.

RFW performed 781 announced and random site inspections in Fiscal Year 2004. This included 621 random daytime (Monday through Friday) inspections, 107 random evening inspections, and 41 random weekend inspections. Year-round sites received random inspections during the months when announced inspections were not scheduled. An inspection report was prepared for each site visited. A copy of the report was sent to the appropriate CRP and summaries of these inspections were provided to WisDOT on a regular basis. Twelve announced inspections were also documented. Announced inspections

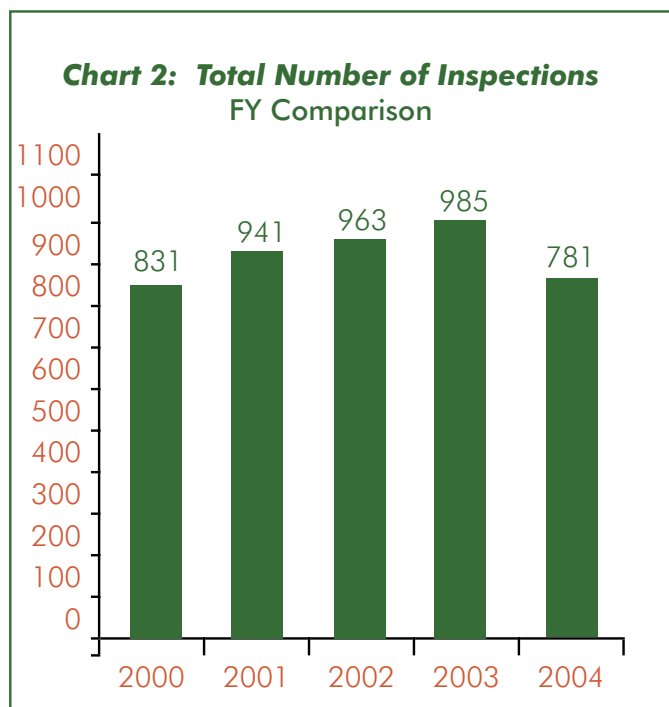


Table 2: FY 2004 Inspection Summary
Average % of Times Standards Were Met

Inspection Category	Rest Areas
Entrances & Lobbies	96%
Rest Rooms-Men	95%
Rest Rooms-Women	97%
Garages, Storage & Mechanical Areas	100%
Grounds	94%
Overall	96%
Inspection Category	Seasonal Sites
Rest Rooms-Men	95%
Rest Rooms-Women	97%
Well Shelter	96%
Grounds	97%
Overall	96%
Inspection Category	Park & Rides
Overall	96%

were used as a tool to review special maintenance repair projects and to share information. Most announced inspections were not included in the regular inspection counts or inspection ratings. RFW's Quality Assurance personnel also meet with site personnel regularly outside of recorded inspection visitations to consult and instruct on specific site/personnel issues.

Inspection results were summarized and reported to WisDOT on a regular basis as a means of measuring quality. See Table 2 for an average of how many times standards were met in each category. Chart 2 compares the total number of inspections completed over the last five fiscal years.



Training to Assure Uniform, Quality Maintenance Services

RFW hosted training and networking meetings at sites located around the state where CRP personnel and WisDOT District personnel discussed current issues. Current issues included upcoming maintenance projects, quality standards, future highway construction, and other maintenance related issues. As described earlier in this report, RFW organized on-site training meetings for both rest area and seasonal site service providers. A training meeting for rest area service providers was held on October 7, 2003 at rest area 101 in Waupaca County near Marion. Meeting topics included a sidewalk power wash demonstration, sidewalk joint repairs, recycle bin stenciling, snow removal, equipment usage, weather monitors, and other topics. Over thirty people from twelve organizations attended the meeting. Two training meetings for seasonal waysides were held on April 21 at W-1 on Highway 8 & 35 in Polk County and on April 22 at W-10 near Kiel in Manitowoc County. Meeting topics included well water testing, vault venting, floor care, painting, site security, and other issues. Over 33 individuals attended the meetings from eleven organizations.

Individual meetings and one-on-one training were arranged when a quality issue existed at the site. RFW and the CRP management team worked together to remedy any deficiencies. The RFW RAM administrative staff met monthly to discuss issues of concern and to assure that the RAM quality procedures are standardized around the state.

Public Comment Cards

Customer feedback was collected through the use of comment cards placed at WisDOT year-round roadside facilities. Comments were collected from thirty year-round sites with boxes. The comment cards received were an important tool in measuring the quality of service provided at roadside sites and in obtaining public feedback. During Fiscal Year 2004, a total of 2,347 comment cards were collected from visitors from 48 states and 11 countries. Sixty-three percent of the cards came from visitors residing in the Midwest states including Wisconsin. Sixty cards, or 2 percent, came from citizens of other countries including Argentina, Canada, England, Germany, Mexico, New Zealand, Philippines, Singapore, and Switzerland.

A rest area visitor comments, "As a trucker's wife, I see many restrooms. This is the cleanest building I've seen! The people who work here are excellent."



A visitor stopping at Waupaca County Rest Area 101 near Marion comments, "This facility is always so wonderfully clean. The grounds look perfect. This is a great place to stop."



Waupaca County Rest Area 101 Near Marion.

The comment cards asked visitors to rate the site in a number of categories including rest rooms, picnic facilities, parking lots, sidewalks, etc. Overall, the visitors rated the sites at 1.32 on a scale of 1 to 5, with 1 being the best. This rating is slightly higher than last fiscal year's rating of 1.38.

Visitors were also asked to indicate the site amenities that were used during their visit. See Table 3 for the total times and the percentage of times specific amenities were used at the sites. Many comments indicated people's appreciation for having clean, safe rest areas available. People wrote that the RAM Program is a very worthwhile program for providing job opportunities to people with disabilities.

**Table 3: FY 2004
Comment Card Amenities Used**

Amenity	# of Times Used	%
Rest Rooms	1484	63.23%
Tourism Mat'ls	763	32.51%
Weather Monitor	397	16.92%
Vending	392	16.70%
Picnic Area	207	8.82%
Phone	179	7.63%
Pet Walk	127	5.41%

For a listing of the individual comments collected, please refer to the RFW RAM Progress reports or contact the RFW office.

Publish a Periodic Newsletter

RFW published several issues of an online/email newsletter called the "RAM Update" in Fiscal Year 2004. The newsletter was used to provide information to CRPs and WisDOT. The articles included information about new site openings, training events, profiles of site crew members, resources for material and supplies, meeting announcements, snow removal procedures, etc. CRPs were encouraged to submit articles relating to special site events or happenings, maintenance tips or activities that were found to improve operations.

RFW also continued to publish a newsletter during this period that was distributed to RAM service providers by fax and email. The newsletter, titled the "Nuts and Bolts Newsletter," focused on site maintenance and repair tips with articles on restroom bacteria, shoveling, power equipment, drywall, pipe leaks, etc. Four issues were published during this period.

Photo Below: Recycling Bin Stenciling Demonstration Shared In Nuts & Bolts Newsletter.



Annual Work Program

RFW developed the Annual Work Program, which provided the guidelines for the routine custodial care and landscape maintenance activities. The FY 2004 Annual Work Program was a detailed document, which consisted of work specifications, budget estimate, and cost analysis for each cost center in the program. There were 51 cost centers (pairs of rest areas, single rest areas with tourist information centers, or groups of seasonal sites such as waysides) for 152 sites in the FY 2004 Annual Work Program. The total budget in the FY 2004 annual work program for CRP Custodial Care and Landscape Maintenance (CCLM) services was \$5,262,225.14. The FY 2004 Annual Work Program Budget Summary is included in this report. Table 4 outlines the total funds managed through the RAM Program in FY 2004.

Table 4: FY 2004 Actual to Budget Comparison

Project Title	Actual	Budget	Variance	Percent
Custodial Care & Landscape Maintenance Services (CCLM)*	\$5,176,767.17*	\$5,262,225.14	(\$85,457.97)	98.38%
Facility Repair/Emergency Costs--by Non-CRP Contracted Vendors	\$48,062.90	\$90,000.00	(\$41,937.10)	46.60%
RFW Program Management Fee	\$483,480.00	\$483,480.00	\$0.00	100.00%
Total FY 2004 Funds Managed for Roadside Work	\$5,708,310.07	\$5,835,705.14	(\$127,395.07)	97.52%

***Note: Facility Repair/Emergency Costs--by CRPs (included in CCLM Total) = \$66,752.99. Utility data was not managed by RFW but totaled \$356,314.90. A breakdown of utility costs by project id number is included in the data portion of this report.**

RFW coordinated with WisDOT the revision of the Project identification numbers that are used to track site costs. In previous years there were 3 project identification numbers for the RAM Program services, primarily the CCLM costs were only allocated to these I.D. numbers. In FY 2004 new project I.D. numbers were created to track expenses for each cost center within the RAM Program. With the new I.D. numbers, all costs could be allocated to a specific set of sites. WisDOT has pre-determined object codes to further identify the purpose of the cost, i.e. electrical, gas, trash, maintenance contract work, etc. The change in project identification numbers will help WisDOT, RFW and others identify the real cost of operating and maintaining a specific set of RAM Program sites.

Budget Estimates and Cost Analysis

The FY 2004 cost center budgets ranged from \$3,041.84 for a seasonal table site (no toilet facilities) to \$353,964.28 for a pair of rest areas located on I-90/94. The 'Cost Analysis' reported detailed budgeted costs in nine categories: Salaries, Fringe Benefits, Material and Supplies, Equipment Operating & Purchase, Vehicle Operating, Contractor Service Cost, Site Liability Insurance, Special Vendor Services and Miscellaneous Costs. RFW maintained the records for both the program management services and for the program site maintenance services.

FY 2004 cost center budgets ranged from \$3,042 for a seasonal table site (no toilet facilities) to \$353,964 for a pair of rest areas located on I-90/94

RFW Corporate Accounting Records

RFW maintained generally accepted accounting records and other documents, which justified the revenues and expenditures for program management costs. RFW's management cost for FY 2004 was \$483,480. RFW's corporate fiscal year operates on a calendar year. RFW's corporate accounting records have been audited by an independent auditing firm. A copy of RFW's 2003 Audited Financial Statements has been provided to WisDOT.

RAM Program Record Keeping

RFW maintained computerized records and paper documents necessary to track and monitor program activities including all revenues and expenditures. Records were kept for custodial care and landscape maintenance costs, hours worked, extra work projects, site enhancement projects, traffic and water data, tourism literature, program equipment inventories, and other requested information. Monthly actual to budget cost reports were sent to CRP's to assist with cost control. RFW asked CRPs to forward monthly invoice summary information to the RFW office during FY 2004 to enable RFW to more quickly determine budget problems. CRP invoices were sent directly to WisDOT for payment. RFW received CRP invoices after they had been processed by WisDOT. Each invoice and supporting documentation was audited by RFW for accuracy, allowable expenses, and allocation of costs to the proper category.



Photo Above: RFW Management Analyst, Laurie Judd Breuch.



RFW forwarded correction memos to CRPs so that adjustments could be made on the next invoice to account for billing errors. Sixteen correction memos were sent out as an adjustment for over billing of \$1,691.48 and under billing of \$1,415.99 for a net CRP over billing of \$275.49. RFW followed up to ensure that the appropriate adjustments were made. Cost documentation was finalized for the category "Contractor Service Costs" for the FY 2004 contract period. Eight cost centers invoiced under the contracted amount. These CRPs elected to bill less based upon their actual administrative expenses being less than anticipated. In contrast, two cost centers invoiced over their contracted amount as a result of permanent site closing at Portage County and the performance of CCLM services during November while services were not budgeted. Overall the grand total Contractor Service Costs were at 99.61% or \$2,665 less than the of contracted amount.

Facility Repair and Emergency Costs

RFW developed an annual plan for site Facility Repair, Upgrade and Improvement Projects, which was separate from the Annual Work Program for custodial care and landscape maintenance services. This plan was called the Rest Area Maintenance Program Site Projects plan. FY 2004 included budgeted funding of \$90,000 for projects, which would repair, improve or enhance the roadside facilities such as drilling a new well, replacing water heaters, comminutor replacements, and roof replacements at seasonal wayside restroom buildings. The Facility Repair, Enhancement and Upgrade Projects are further outlined later in this report.

Equipment Inventories

RFW inventoried all "active" equipment purchased by CRP's to perform the maintenance services for the RAM Program. Equipment was "active" for a period specified within the WisDOT approved Equipment Life Expectancy Schedule. The inventory included equipment, which met the following criteria: purchase prices equal to or greater than \$100 and/or was motorized. This list of equipment ranged from vehicles to power drills. Electronic records were organized by CRP and by roadside site. RFW field staff observed and counted each piece of equipment to ensure that the item was in good repair and accounted for. Once the equipment has reached the end of its useful life, it is no longer tracked in the RAM Program operations.

Photo Above: Jefferson County Rest Area Supervisor. Example of Equipment Inventoried.

Traffic and Water Use Databases

RFW began receiving specific traffic data from WisDOT and water meter readings from rest area sites in January 1997. RFW developed and began using a database for traffic counts and water use at specific year-round sites. Summary reports were generated and used to evaluate maintenance budgets and hours of site coverage. This allowed RFW and CRPs to provide improved services to customers at roadside sites. Cleaning crews' schedules were revised to provide maximum coverage during the greatest traffic volume periods. The CRP site maintenance managers sent monthly records of water meter readings to RFW. The records were entered into a computerized database and then filed. Reports were generated with total gallons of water used at each rest area site. This data was used in conjunction with the traffic data.

The daily traffic per site from July 2003 to June 2004 (FY 2004) averaged 775 vehicles per site per day. As expected, the busiest months were June, July and August. July had an average of 1,082 vehicles per site per day or an average of 2,705 people per site per day--this is an average of 50 less people per day than in July 2002. Comparing both fiscal periods overall resulted in only an average of 4 vehicles per site per day less in FY 2004 than in FY 2003.

RFW prepares a twelve-month period (December-November) report for WisDOT. Please refer to the "Highway Traffic and Water Usage at Roadside Sites Data Report"

Photo Below: One of the Busiest Rest Areas, Rock County Rest Area 22 Near Beloit.



CRP Support

RFW provided the business support services necessary to maintain standardized, quality services statewide. RFW has worked with CRPs to resolve quality issues, develop and implement standard specifications, and research and test new maintenance techniques. Some examples of maintenance techniques that were tried, tested then passed on to service providers include stenciling recycle and trash signage on containers, removing paint on wayside floors to prepare for application of epoxy finish, and painting inexpensive parking lot stripes at waysides using roller and plumb line method.

RAM Program Manual

Several RAM Program Manual revisions and additions were completed during FY 2004. The following sections were updated: RAM Directory (including emergency contact information), public injury/property loss procedures, painting specifications, and various RAM forms. An electronic version of the manual was created. This version will be provided to all service providers on disk and will be available to service providers on the RFW website in FY 2005.

RAM Training Manual

RFW began developing an outline and content for a supplemental Training Manual which will contain basic information necessary for each RAM Program front line worker. This will include an overview of the program, specific custodial methods and procedures to be used by RAM site supervisors and lead workers in training their crews. The information in this manual will be distributed through annual training events specifically targeting new RAM custodial employees.

Other Assistance

RFW provided assistance in the following areas:

- Sharing of information through the RAM Ride-a-long program

Required Stickers, Signs, Labels

RFW maintained an inventory of stickers, signs and labels for use at rest area and wayside sites. These include items like diaper changing area signs, "Trash Only" stickers, and signs for recycling bin clusters. CRPs ordered items from RFW for replacement on site. RFW checked that CRP crews were wearing standard RAM uniforms and provided the CRPs with a standard identification patch for the uniform. This assured that the crew was recognizable to the traveling public as the maintenance personnel at the site.



Contract Development And Compliance

Site Work Specification and Review

RFW developed specifications for new sites added to the program and updated specifications for the existing contract sites. Any discrepancy between the existing work specifications and the actual work performed was noted and discussed with both WisDOT and the contracting CRP.

Negotiate Contracts and Work Programs

RFW negotiated contract terms and prepared and sent contracts to twenty-eight CRPs, on behalf of WisDOT, for review and signature. RFW prepared new contract documents for the FY 2004 period. The initial contracts for the FY 2004 period were sent on July 10, 2003 with all signed addenda received by September 2003.

CRP contracts were revised toward the end of the fiscal period to add/remove services and adjust contract funds. Contract addenda were sent to the following CRPs to either add or disencumber funds from their FY 2004 purchase orders to utilize the funds more efficiently. See Table 4 for a summary of these transactions.

Table 4: FY 2004 Contract Revision Summary

CRP	County	Site	Funding Change	Note
Community Industries	Portage	W-5 USH 10	(\$5,852.71)	Site removed from program. Contract adjusted to reflect actual costs.
Curative Care Network	Milwaukee	P&Rs and STH 794	\$4,433.16	Encumbered funds.
Handishop Industries	Grant	TIC 106	\$16,799.96	Encumbered funds.
Handishop Industries	LaFayette	RA 19 - Belmont	\$6,590.40	Site added to program, April, 2004.
Holiday House of Manitowoc	Manitowoc	RA 51 & 52	\$1,200.00	Encumbered funds.
Marquette Area Opportunities	Marquette	RA 81 & 82	(\$10,109.17)	Contractor terminated contact September 2003.
N.E.W. Curative Rehabilitation Center	Brown	W-3, S-M, S-N	(\$12,315.37)	Contractor terminated contact November 2003.
St. Croix Industries	St. Croix	W-1 Houlton	(\$12,928.94)	Site permanently closed November 2003.
Vernon Area Rehabilitation Center	Vernon	H-3, H-4, H-7, H-8, H-9, P-12, P-13, P-14, P-R, P-S, S-1, S-11, S-L, S-M, S-N, S-P, S-Q	\$11,259.96	Sites (17) added to the program beginning in May 2004.
Total Overall Funding Change			(\$922.71)	

CRP Compliance

RFW maintains the evidence of insurance from CRPs as required by WisDOT through the RAM contracts. RFW sends out a standard form called the “Rest Area Maintenance Program Insurance Summary” to notify CRPs that their evidence of insurance has expired. RFW followed up to ensure that all CRPs were in compliance.

Communications

RAM Program Promotional Activities

RFW RAM staff attended WisDOT sponsored conferences including the County Highway Superintendents & Foreman’s Association conference held on October 9, 10, & 11, 2003 in Manitowoc at the Holiday Inn. RFW maintained a booth at the County Highway Superintendent’s Conference vendor exhibition to answer questions and provide information about the RAM Program to representatives from the County.

Miscellaneous Management Activities

Display Case Material Distribution

RFW worked with the WisDOT Bureau of Highway Operations and the Wisconsin Department of Tourism to order and distribute posters, maps, and other posting literature to the appropriate roadside facilities. Staff organized and sent out material in the spring of 2004.

Tourism Literature Distribution

RFW coordinated WisDOT’s tourist information distribution program at roadside facilities. Staff coordinated the distribution of various maps, pamphlets, and magazines to twenty-four rest area sites. Rest areas received quantities based upon traffic and previous distribution levels.

Three statewide associations delivered their bulk shipments during January of 2004. These materials were stored at Capital Warehousing in Windsor, Wisconsin and were delivered to each rest area distributing materials by Madison Freight Systems in February of 2004. RFW coordinated with the Association of Wisconsin Tourism Attractions to have their 2004 maps delivered directly to the rest areas in January of 2004--there was no cost associated with this delivery. This association allocated 750,000 maps for the RAM Program. The RAM Program did not receive a quantity of Official Wisconsin State Maps for 2004. The twenty-four sites distributed over 1,000,000 pieces of literature.



Tourism Literature Racks Maintained by Private Companies

RFW acted as a liaison with private companies, which distributed tourism material at rest areas. This included Ad-Lit which distributed literature at rest areas 11 & 12 located in Columbia County and rest areas 9 & 10 in Juneau County. Travel Helper Marketing distributed materials at rest areas 63 & 64 in Dodge County.

Well Water Testing

RFW coordinated efforts between WisDOT, the Wisconsin Department of Natural Resources (DNR), and CRPs. RFW served as a resource for well water testing and chlorinating procedures, reported well abandonment to DNR, and provided CRP's a listing of local DNR officials for their reference. This listing was also added to the RAM Program Manual. RFW worked with Regional DNR offices to have water testing sample kits sent directly to site service providers rather than WisDOT transportation districts, at the request of various district offices.

Preventative Maintenance Program

RFW determined that evaluating WisDOT's roadside facility assets and maintaining those assets is a priority. RFW developed the RAM Preventative Maintenance Program in cooperation with WisDOT and CRP maintenance managers in an effort to standardize the frequency and type of preventative maintenance performed on systems and equipment at rest area sites. By keeping equipment histories, RFW and WisDOT will be better able to determine equipment types and systems that best meet quality standards at rest area sites and their projected service life.

During FY 2004, records were collected in December 2003. Overall, the RAM site personnel performed all schedule preventative maintenance tasks and recorded their actions in the preventative maintenance binders. The site personnel required further instruction and reminders to fill out the equipment maintenance portion of the binder. When repairs are performed by site staff or by outside vendors, the maintenance tasks are to be recorded within the binder. This is an area in which RFW Field personnel continue to work with RAM service providers to improve.



Photos: Waupaca County Rest Area Manager, Greg Goszkowski, Performs Preventative Maintenance Tasks.

Program Management Costs

RFW's Program Management costs consisted of the personnel, overhead and operating expenses necessary to provide the management services. The fiscal period for the FY 2004 Contract was July 1, 2003 to June 30, 2004. The contract was implemented utilizing 7.16 FTE staff positions which accounted for 67% of the total management costs. RFW operated at \$0 overhead level in FY 2004 due to the state's fiscal crisis. RFW hired an independent accounting firm to perform an annual audit of RFW's CY 2003 financial records. A copy of this audit was provided to WisDOT.

For a breakdown of the program management costs, see Table 5.

Table 5: RFW Program Management Services

Category	Amount
Personnel (Salaries, Fringe Benefits, Payroll Taxes)	\$340,775
Overhead	\$0
Rent	\$18,675
Utilities	\$1,800
Communications	\$5,916
Postage	\$2,400
Supplies	\$18,300
Printing	\$3,120
Material Handling	\$2,000
Office Equipment	\$4,817
Vehicles	\$18,367
Professional Services	\$12,620
Insurance	\$7,412
RAM Training	\$350
Travel	\$13,080
Staff Development	\$3,000
Depreciation	\$28,193
Miscellaneous	\$2,655
Total Expenses	\$483,480

CUSTODIAL CARE & LANDSCAPE MAINTENANCE SERVICES



Photos: Crew Member from Jefferson County Rest Area 13/14 near Johnson Creek.

CUSTODIAL CARE, LANDSCAPE MAINTENANCE, & RECYCLING SERVICES TABLE OF CONTENTS

Community Rehabilitation Programs (CRPs) 30

State Use Program 31

CRP Certification 31

Cost Of Service 31

Maintenance Services Provided 33

CRP Services 33

Facility Repair and Emergency Costs 33

County Highway Departments 33

RAM Sites Maintained 34

Year-round Facilities 34

Seasonal Facilities 35

Cleaning And Maintenance Standards 35

Facility Repair, Enhancement, and Upgrade Projects 37

Community Rehabilitation Programs (CRPs)

A CRP or “work center” is an organization, which provides the services necessary to support people with disabilities to work and live more independently in the community. Generally, CRPs are not-for-profit agencies, led by a board of directors comprised of local volunteers representing diverse backgrounds and professions. In many cases, CRPs generate much of their income by marketing their own commercial products and services such as services provided under the RAM Program. Contributions, grants and public purchase of rehabilitation services are also methods of generating revenue to fund rehabilitation programming.

WisDOT contracted with twenty-eight CRPs to provide the custodial care and landscape maintenance services at RAM Program sites. Four of the twenty-eight CRPs in the RAM Program were county-government operated. The remaining twenty-three CRPs were private not-for-profit organizations.



Photo: Grant County Tourist Information Center 106.

State Use Program

CRP Certification

Wisconsin law allows CRPs to market their products or services to state government through negotiated contracts as long as the CRPs meet the contract specifications and provide the services at a fair market price. A State Use Program certified CRP is defined as: a charitable organization or nonprofit institution licensed under s.104.07, incorporated in the State of Wisconsin and operated for the purpose of carrying out a program of rehabilitation for severely handicapped individuals and for providing the individuals with remunerative employment or other occupational rehabilitating activity of an educational or therapeutic nature, and which is engaged in the production of materials, supplies or equipment or the performance of contractual services in connection with which not less than 75% of the total hours of direct labor are performed by severely handicapped individuals. A ratio of direct labor hours worked by individuals with severe disabilities of 75% or greater must be maintained to retain the contract under the State Use Program. All CRPs with RAM contracts were certified to participate in the State Use Program in FY 2004.

Cost Of Service

The operating costs incurred by CRPs for custodial care and landscape maintenance services were billed directly to WisDOT as an actual cost reimbursement plus a fixed administrative charge ("Contractor Service Cost"). The total cost for the CRP CCLM services at all sites was \$5,176,767.17, which was 98.38% of the \$5,262,225.14 budgeted amount. The cost categories included Salaries, Fringe Benefits, Material & Supplies, Equipment, Vehicle, Contractor Service Costs, Site Liability Insurance, Special Vendor Services, and Miscellaneous costs.



Photo Top: Grant County TIC 106 crew member. Middle: Vernon County crew member from VARC repairs well shelter. Bottom: Iron County W-6 (Manitowish Waters) crew members from Highline Corporation.



Photo: Vernon County Wayside 10, Genoa Scenic Overlook.

Maintenance Services Provided

CRP Services

CRPs provided the supervision, equipment, supplies, and administrative oversight necessary to perform the maintenance services. The custodial care and landscape maintenance services were provided for the buildings, sidewalks, plaza areas, plantings and grounds. This included the litter pickup, trash removal, and transportation of recyclable materials to recycling centers. The area of work was generally located within the developed portion of the rest area, which required extensive manual labor. Work specifications are available from RFW which detail the required contract tasks. The RAM Program provided 188,534 hours of work to 413 individuals with severe disabilities. Wages paid to those individuals totaled \$1,125,034 with an average hourly wage of \$5.97. These jobs have allowed people to achieve greater independence and self-sufficiency within their communities. Additionally, there were 39 individuals who moved to other jobs within the community due to the work experience and training they received by working at RAM Program sites.

Facility Repair and Emergency Costs

Facility Repair and Emergency projects included unscheduled additional work not covered by the contract. Extra work was documented by CRPs and tracked by RFW to justify any additional expenses. An example of Extra Work is vandalism repairs, physical plant emergency repairs, and contingent expenses such as contractor equipment failure. CRPs were asked to use expedience in dealing with the minor problems whenever possible or practical to perform repairs so that the facilities remained in operation.

Facility Repair and Emergency project costs were mostly reimbursed through the normal invoicing process but required additional documentation to track the costs. An "Extra Work Cost Identification" sheet accompanied the routine invoice and listed the details of the extra work related costs. This included hours, wages, material, and invoices from professional craftsmen.

RFW tracked Facility Repair and Emergency Cost projects potentially requiring funding above the existing CRP operating budgets. WisDOT issued purchase orders directly to professional service vendors to complete some of these projects. The Facility Repair and Emergency Cost projects included within the RAM CRP budgets and those completed by non-CRP vendors are broken down below:

<u>Facility Repair and Emergency Costs Invoiced by CRPs:</u>	<u>\$66,752.99</u>
<u>Facility Repair and Emergency Costs Completed by Non-CRP Contracted Vendors:</u>	<u>\$48,062.90</u>
Total Facility Repair and Emergency Costs:	\$114,815.89

County Highway Departments

The maintenance services that required heavy equipment were provided under a separate WisDOT agreement, normally with the appropriate County Highway Department. This included snow removal for parking lots and ramps (with the exception of Walworth County Sites), large tree removal, pavement repairs, etc.

RAM Sites Maintained

Table 6 lists the number and style of sites maintained through the RAM Program.



Table 6: Sites Maintained FY 2004

Site Type	No.
Tourism Information Center	8
Rest Area	25
Waysides with Rustic Facilities	51
Scenic Overlook	17
Historical Marker	15
Welcome Sign	10
Table Sites	2
Park & Ride Lot	14
Landscape Areas	5
Parking Turnouts	5
Total	152

Year-round Facilities

Generally, the year-round facilities had a variation in the summer/winter schedule with longer hours of coverage in summer. Coverage varied also due to holidays and special events. Year-round sites have eight to sixteen hours of coverage per day, 365 days-per year. The work crew included one to three supervisory personnel and two to six workers with disabilities per shift. A pair of interstate rest areas with high traffic may have had a crew located at each site

during the day and a rotating crew during the second shift evening hours. Medium traffic sites had a crew which rotated between the two sites about every four hours.

The buildings (lobbies, rest rooms, tourism counters, and storage areas) were cleaned two to five times per day depending on traffic volume. The exterior areas (plaza area, picnic area, parking lots, trash and recycling containers) were serviced two to four times per day. Trash is deposited in waste dumpsters located on-site. Recycled materials were removed from the receptacles, sorted, and marketed to local recycle centers. Grounds were mowed, trees were trimmed, and leaves were raked.

Sites with septic tank infiltration systems required monitoring and maintenance of the system. CRP supervisors monitored the various components of the system including septic tanks, lift stations, and infiltration systems. Infiltration cells were switched manually as per the required preventative maintenance schedules for each site, if not switched automatically. Building mechanical systems were monitored on a regular basis. Site personnel were encouraged to learn and perform preventative maintenance on the mechanical systems.

Seasonal Facilities

Seasonal waysides with rest rooms were generally cleaned three times per week (Monday/Wednesday/Friday) and in many cases on holidays also. There were exceptions where sites on high volume traffic highways received coverage six to seven days-per-week (Manitowoc County W-4 on STH 42 along the lakeshore which was added to the RAM Program July 1, 2003). The work crews generally included one supervisor and two to four workers with disabilities. The crew performed a full cleaning at the site before driving to the next site. They transported cleaning supplies and mowing equipment to each site. Many of the CRPs outfitted a truck with a water tank, generator, and power sprayer to more effectively clean sites without wells and electricity.

The traditional period of public use was opening day of fishing season (early May) through the closing day of deer-gun hunting season (late November) for most seasonal waysides.

The CRP work crews cleaned the rest rooms, maintained the vaults to keep the odor to a minimum, and painted interior and exterior components of the building, shelters and other exterior wood structures. The crew removed trash and recycled material deposited at the sites. Generally, there were no dumpsters on-site, and in some cases, the trash cans have been removed to discourage trash dumping by the local public.

The grounds were mowed, trees trimmed, tables cleaned, and parking lots cleaned. CRPs were responsible in most cases to obtain water samples at the sites with wells. These samples are usually taken once per year in the spring and sent to a laboratory to test for bacteria.

Vaults were pumped from one to four times per year depending upon use of the site toilets. The CRP was responsible for arranging to have the vault pumped periodically throughout the season.

Cleaning And Maintenance Standards

Cleaning and maintenance standards were part of the CRP/WisDOT contract and indicated the level of service that was expected. The objective was to provide a clean, neat attractive facility, which met or exceeded standards for health and sanitation and to project a positive image of the State of Wisconsin. The standards were applied on a daily basis and during the quality assurance inspections performed by RFW to assess the quality of cleaning and maintenance performed. The fact that the facilities were open to the public twenty-four hours per-day, 365 days-per-year with varied traffic volumes was taken into account during site inspections.



Photo: Bayfield County Wayside 6, near Port Wing



Photo: Iron County TIC 103 in Hurley - New Ceiling Fans Installed in FY 2004 increased the heating and cooling efficiency of the building.


Facility Repair, Enhancement and Upgrade Projects

RFW developed a Rest Area Maintenance Program Projects Plan in cooperation with CRPs, and WisDOT. The Plan was developed over the previous fiscal year to encompass mechanical systems, structures, and grounds that required improvement or replacement of deteriorating systems. WisDOT and RFW prioritized the projects for the fiscal year based upon the funding availability. RFW developed project specifications for WisDOT approvals and bid solicitations. RFW coordinated and tracked project information and costs. During FY 2004, RFW coordinated approximately 60 projects with a total value of \$114,815.89. Projects were completed with the cooperation of WisDOT, CRPs, and private professional vendors. A complete list of projects is located in the data portion of this report.

In early FY 2004 funding for Enhancement Project I.D. was removed due to state budget issues. All emergency and facility repair activities were reviewed and approved on an individual basis. In May 2004, WisDOT authorized RFW to proceed with repair projects that could be completed through existing CRP contracts/purchase orders. RFW worked diligently with CRPs to complete nearly 30 projects in just under 1.5 months. These projects included the replacement of water heaters, a furnace replacement, installation of ceiling fans, installation of water fountains with jug fillers, masonry tuck-pointing, relocation of DTN weather monitor, and several wayside roof replacements and installation of T-111 ceilings in wayside restroom buildings. These projects were documented as CRP extra work and invoiced through the regular monthly CCLM billing.

RFW coordinated with WisDOT to issue purchase orders directly to professional service vendors. These purchase orders had a total value of \$48,062.90. The major project that occurred in FY 2004 was the replacement of the water well at Dodge County Rest Area 64. The replacement was required due to increasing volumes of sand in the water supply causing the sloan valves to stick open and resulting in excess water flow. The existing well produced poor water quality with foul taste and coloration. The 780' well was abandoned with a new well drilled to 145' with the vein fissures acidized to allow for additional water flow. RFW worked in cooperation with WisDOT, WisDNR, private vendor – Wagner Bros. Well Drilling, and the CRP – Northwoods, Inc. of Wisconsin to complete the repair.

Several rest area comminutors (sewage grinders) required replacement during FY 2004 at Jefferson County rest area 14, Rock County rest areas 17 and 22. In addition to the comminutor replacement at rest area 14, the wastewater flow meter was relocated from the vault to the control panel above ground. The flow meter was later determined faulty and will be replaced in FY 2005. The Rock County rest area 17 comminutor unit failed late in FY 2004 and will be replaced with a new unit in FY 2005. RFW coordinated the completion of these projects with WisDOT, the respective CRP, and the professional vendors.



Photos: Sample Facility Repair, Enhancement and Upgrade Projects

DATA SUMMARIES

Annual Work Program Budget Summary & Notes 39

Cost Summary by Project ID - Sorted by County/Site 45

Actual to Budget by Workcenter 47

Rest Area Maintenance Site Projects by WisDOT Project ID 50

Community Rehabilitation Programs (CRPs)
Providing RAM Services List 55

Community Rehabilitation Programs (CRPs)
Providing RAM Services Location Map 57

Site Summaries
By CRP/Service Provider then by County/Site 58

Wisconsin's Rest Area Maintenance Program FY 2004 ANNUAL WORK PROGRAM BUDGET SUMMARY

FY 2004
prepared by RFW Inc.

CUSTODIAL CARE & LANDSCAPE MAINTENANCE AND RECYCLING SERVICES (totals by cost center)
PROGRAM MANAGEMENT SERVICES (total cost)

0% BUDGET TARGET

PO change 3/22/04

a - additional sites, d - deleted sites, c - change in services, p - partial year

CONTRACTOR	COST OBJECTIVE	# OF SITES	SITE NUMBER	Project Id	D FY 2004 STATUS QUO Budget PO issued	revised # OF SITES	H FY 2004 Revised Contract Amounts 3/22/04	N O T E S	H-D	
									Difference	%
BARRON COUNTY DDS	BARRON	2	RA-33, RA-34	0003-02-47	\$144,003.72	2	\$144,003.72		\$0.00	0.00%
	BARRON	2	W-1, W-2	0003-02-48	\$18,004.12	2	\$18,004.12		\$0.00	0.00%
BLACK RIVER INDUSTRIES	TAYLOR	4	W-1, W-2, W-6, H-5	0060-02-48	\$30,659.18	4	\$30,659.18		\$0.00	0.00%
BROOKE INDUSTRIES	FOND DU LAC	1	S-9	0020-02-48	\$12,409.04	1	\$12,409.04		\$0.00	0.00%
CHIPPEWA RIVER INDUSTRIES	CHIPPEWA (north)	4	H-5, W-8, W-13, H-16	0009-02-48	\$31,227.67	4	\$31,227.67		\$0.00	0.00%
	d RUSK	1	W-7	0054-02-48	\$20,814.99	1	\$20,814.99		\$0.00	0.00%
CLARK CO ADS	CLARK	1	T-3	0010-02-48	\$3,041.84	1	\$3,041.84		\$0.00	0.00%
COMMUNITY INDUSTRIES CORP	PORTAGE	1	W-5	0049-02-48	\$13,599.76	0	\$7,747.05	A	(\$5,852.71)	-43.04%
CURATIVE CARE NETWORK	MILWAUKEE	11	P&R (8 lots), Intersection Areas	0040-02-48	\$65,482.16	11	\$67,698.73	B	\$2,216.57	3.38%
	MILWAUKEE	1	STH 794	0040-02-49	\$47,527.71	1	\$49,744.29	C	\$2,216.58	4.66%
HANDISHOP INDUSTRIES	GRANT	1	TIC-106	0022-02-46	\$107,728.08	1	\$124,508.04	D	\$16,779.96	15.58%
	JACKSON	2	RA-53, RA-54	0027-02-47	\$343,238.52	2	\$343,238.52		\$0.00	0.00%
	JUNEAU	2	RA-9, RA-10	0029-02-47	\$353,964.28	2	\$353,964.28		\$0.00	0.00%
	JUNEAU	2	W-2, W-5	0029-02-48	\$50,887.45	2	\$50,887.45		\$0.00	0.00%
	a LAFAYETTE	1	RA -Belmont	0033-02-47	\$0.00	1	\$6,590.40	E	\$6,590.40	#DIV/0!
	d LANGLADE		W-2	na	na	na	na		\$0.00	#DIV/0!
	MONROE	1	RA-16	0041-02-47	\$139,286.48	1	\$139,286.48		\$0.00	0.00%
	LA CROSSE	1	RA-15			1			\$0.00	#DIV/0!
	MONROE	2	W-H, W-1	0041-02-48	\$36,209.02	1	\$36,209.02		\$0.00	0.00%
	LA CROSSE	2	S-B, W-8			2			\$0.00	#DIV/0!
HEADWATERS INC.	WOOD	1	W-4	0071-02-48	\$27,181.95	1	\$27,181.95		\$0.00	0.00%
	d LINCOLN	1	W-4	0043-02-48	\$142,130.09	1	\$142,130.09		\$0.00	0.00%
	ONEIDA	2	W-10, W-13			2			\$0.00	#DIV/0!
	VILAS (east)	4	W-23, W-29, W-31, H-22			4			\$0.00	#DIV/0!
	c FOREST	1	W-4			1			\$0.00	#DIV/0!
HIGHLINE CORP.	IRON	1	TIC-103	0026-02-46	\$111,607.64	1	\$111,607.64		\$0.00	0.00%
	IRON	4	W-5, M-A, S-7, S-3	0026-02-48	\$50,854.72	3	\$50,854.72		\$0.00	0.00%
	d VILAS (west)	1	W-3			1			\$0.00	#DIV/0!
	c ASHLAND	1	W-2	0002-02-48	\$12,659.80	1	\$12,659.80		\$0.00	0.00%
HOLIDAY HOUSE	MANITOWOC	2	RA-51, RA-52	0036-02-47	\$203,564.61	2	\$204,764.61	I	\$1,200.00	0.59%
	a MANITOWOC	5	W-4, W-10, SO-J, SO-K, SO-L	0036-02-48	\$47,988.96	5	\$47,988.96		\$0.00	0.00%
INDIANHEAD ENTERPRISES	DUNN	3	RA-61, RA-62, P&R (1 lot)	0017-02-47	\$292,342.51	3	\$292,342.51		\$0.00	0.00%
KENOSHA ACHIEVEMENT CTR	KENOSHA	5	RA-26/TIC, M-F, M-G, H-5, Vacant lot	0030-02-46	\$329,136.94	5	\$329,136.94		\$0.00	0.00%
LE PHILLIPS CDC	CHIPPEWA (south)	3	W-9, W-11, H-15	0018-02-48	\$54,620.08	3	\$54,620.08		\$0.00	0.00%
	EAU CLAIRE	1	W-4			1			\$0.00	#DIV/0!
	DUNN	1	W-6			1			\$0.00	#DIV/0!
MARQUETTE AREA OPP	p MARQUETTE	2	RA-81, RA-82	0039-02-47	\$42,176.16	0	\$32,066.99	F	(\$10,109.17)	-23.97%
N.E.W. CURATIVE REHAB. CTR	BROWN	3	W-3, S-M, S-N	0005-02-48	\$23,835.36	0	\$11,519.99	G	(\$12,315.37)	-51.67%
NORTHWOODS	COLUMBIA	2	RA-11, RA-12	0011-02-47	\$321,427.29	2	\$321,427.29		\$0.00	0.00%
	DODGE	2	RA-63, RA-64	0014-02-47	\$191,852.18	2	\$191,852.18		\$0.00	0.00%
	p MARQUETTE		RA-81, RA-82		\$145,743.60	2	\$145,743.60		\$0.00	0.00%
OPPORTUNITIES INC.	JEFFERSON	2	RA-13, RA-14	0028-02-47	\$305,164.06	2	\$305,164.06		\$0.00	0.00%
POLK CO ADS	POLK	3	W-1, H-4, M-B	0048-02-48	\$19,911.75	3	\$19,911.75		\$0.00	0.00%
RIVERFRONT INC.	LA CROSSE	2	RA-31/TIC, M	0032-02-46	\$121,102.00	2	\$121,102.00		\$0.00	0.00%
ST. CROIX INDUSTRIES	ST. CROIX	1	TIC-25	0055-02-46	\$61,627.25	1	\$61,627.25		\$0.00	0.00%
	ST. CROIX	1	W-1	0055-02-48	\$16,089.47	0	\$3,160.53	H	(\$12,928.94)	-80.36%
SUPERIOR VOCATIONS	c BAYFIELD	3	W-4, W-6, W-10	0007-02-48	\$133,914.99	3	\$133,914.99		\$0.00	0.00%
	BURNETT	3	W-8, M-J, S-9			3			\$0.00	#DIV/0!
	DOUGLAS	4	W-3, W-6, M-A, M-B			4			\$0.00	#DIV/0!
	DOUGLAS	1	RA-23/TIC	0016-02-46	\$130,392.74	1	\$130,392.74		\$0.00	0.00%

Wisconsin's Rest Area Maintenance Program

FY 2004 ANNUAL WORK PROGRAM BUDGET SUMMARY

FY 2004
prepared by RFW Inc.

CUSTODIAL CARE & LANDSCAPE MAINTENANCE AND RECYCLING SERVICES (totals by cost center)
PROGRAM MANAGEMENT SERVICES (total cost)

0% BUDGET TARGET

PO change 3/22/04

a - additional sites, d - deleted sites, c - change in services, p - partial year

CONTRACTOR	COST OBJECTIVE	# OF SITES	SITE NUMBER	Project Id	D	revised # OF SITES	H	N O T E S	H-D	
					FY 2004 STATUS QUO Budget PO issued		FY 2004 Revised Contract Amounts 3/22/04		Difference	%
THE TRAINING STATION	d ASHLAND		W-2		na		na		\$0.00	#DIV/0!
	d BAYFIELD (south)		W-10						\$0.00	#DIV/0!
VENTURES UNLTD	WASHBURN	5	W-4, W-7, W-10,H-8, H-9	0065-02-48	\$42,734.86	5	\$42,734.86		\$0.00	0.00%
VERNON AREA REHAB. CENTER	c VERNON	3	W-2, W-6, W-10	0062-02-48	\$33,072.74	3	\$33,072.74	J	\$0.00	0.00%
	a VERNON	17	H-3, H-4, H-7, H-8, H-9, P-12,P-13, P-14, P-R, P-S, S-1, S-11, S-L, S-M, S-N, S-P, S-Q							
VOCATIONAL INDUSTRIES	ROCK	1	RA-17	0053-02-47	\$239,484.86	1	\$239,484.86		\$0.00	0.00%
	ROCK	1	RA-22/TIC	0053-02-46	\$270,495.28	1	\$270,495.28		\$0.00	0.00%
	WALWORTH	1	RA-24/TIC	0064-02-46	\$100,787.83	1	\$100,787.83		\$0.00	0.00%
	WALWORTH	2	RA-35, RA-36	0064-02-47	\$136,395.21	2	\$136,395.21		\$0.00	0.00%
	d WALWORTH	4	T-2, M-B, M-A, P&R (1)	0064-02-48	\$21,676.01	3	\$21,676.01		\$0.00	0.00%
WAUKESHA TRAINING CENTER	JEFFERSON	1	W-3	0028-02-48	\$24,740.90	1	\$24,740.90		\$0.00	0.00%
	WAUKESHA	4	P&R (4 lots)	0067-02-48	\$63,277.68	4	\$63,277.68		\$0.00	0.00%
	RACINE	1	H-7			1			\$0.00	#DIV/0!
WAUPACA COUNTY INDUSTRIES	WAUPACA	1	RA 101	0068-02-47	\$70,519.70	1	\$70,519.70		\$0.00	0.00%
	WAUPACA	2	W-6, W-7	0068-02-48	\$38,569.81	2	\$38,569.81		\$0.00	0.00%
WAUSHARA INDUSTRIES, INC.	WAUSHARA	2	W-4, W-6	0069-02-48	\$29,264.78	1	\$29,264.78		\$0.00	0.00%
TOTAL # OF SITES 152						143				
CCLM & RECYCLING SERVICES COST TOTALS					\$5,274,427.83		\$5,262,225.14		(\$12,202.68)	-0.23%
FACILITY REPAIR & EMERGENCY COST AVAILABLE TOTALS					\$90,000.00		\$90,000.00		\$0.00	0.00%
PROGRAM MANAGEMENT FEE Project Id No.: 0072-01-50					\$483,480.00		\$483,480.00		\$0.00	0.00%
Rest Area Maintenance Program Enhancement Projects Project Id No: 0072-01-09					\$180,000.00		\$0.00		(\$180,000.00)	-100.00%
PROGRAM COST TOTALS					\$6,027,907.83		\$5,835,705.14		(\$192,202.69)	-3.19%
AVAILABLE FUNDS -					\$5,916,614.83		\$5,916,614.83		\$0.00	0.00%
DIFFERENCE					\$111,293.00		(\$80,909.69)		(\$192,202.69)	-172.70%
Year Round Sites Total					\$ 4,162,040.94		\$ 4,176,502.13			
Seasonal Sites Total					\$ 1,112,386.89		\$ 1,085,723.02			
Total Site Services					\$ 5,274,427.83		\$ 5,262,225.14			

RAM Annual Work Program Notes

FY 2004 REVISED PO

- A Portage Co W-5 site closed permanently February 2004. Contract adjusted to reflect actual costs.
- B Milwaukee Co P&R: added \$2333.50 to contract to allow for purchase of cargo van and enclosed trailer
- C Milwaukee Co STH 794: added \$2333.50 to contract to allow for purchase of cargo van and enclosed trailer
- D Grant TIC 106: added \$16,780.00 to contract to account for increased wage and benefit costs.
- E Lafayette Co: Belmont Area Visitor Center added to RAM Program April 1, 2004. Through WisDOT's RFB process Handishop was awarded the contract.
- F Marquette Area Opportunities terminated the contract effective September 7, 2003. Contract adjusted to reflect actual costs.
- G N.E.W. Curative Rehab Center terminated the contract effective end of 2003 season. Contract adjusted to reflect actual costs.
- H St. Croix Co W-1 site closed permanently February 2004. Contract adjusted to reflect actual costs.
- I RA 51 & 52: Contract addenda issued to add \$1200 to maximum CSC allowable reimbursement dollars. PO WAS NOT CHANGED!
- J Vernon Co: 17 sites added to RAM Program May, 2004.

FY 2004 STATUS QUO Budget

- A RA 33/34: Includes Professional Services of Electrical (\$500) and Plumbing (\$1000) repair services.
- B RA 106: Includes Trash removal services (\$1860)
- C Lincoln, Oneida, Vilas, Forest Waysides: Includes the addition of Forest Co W-4 for \$22,234 as bid in Spring 2003.
- D Ashland Wayside: As bid in Spring 2003. Site was transferred from Training Station (within program)
- E Manitowoc Waysides: As bid in Spring 2003. Sites are new to RAM Program.
- F Chippewa, Eau Claire, Dunn Waysides: Includes Professional Services of vault pumping (\$1710)
- G RA 81/82 (MAO): Sites will be transferred to a new vendor as awarded through WisDOT's RFP process in September 2003.
- H RA 11/12: Includes Materials and Supplies increase of \$9,848 and Professional Services totalling \$19,528.
- I RA 63/64: Includes Trash removal services (\$6000)
- J W-Burnett, Bayfield, Douglas: FY 2004 budget request was \$1,777 less than FY 2003 prior to adding Bayfield W-10 to contract in April and professional vendor services. FY 2004 budget request is \$122,988.89 (includes \$4,440 for Professional Services: Trash removal, well services, vault pumping as transferred by District/County) plus Bayfield W-10 for \$10,926.10 as bid through WisDOT's RFB process in Feb 2003 (Site was transferred from Training Station within RAM Program).
- K RA 23: Includes trash removal services (\$2,160), HVAC repair services (\$100), Fire Extinguisher services (\$100). These costs were previously paid via the District/County.
- L Vernon waysides: As bid in Spring 2003. Site services extended to first full year in RAM Program.
- M RFW Management: Includes Site Inventory Services.
- N RA 81 & 82: Contract awarded to Northwoods, Inc. of Wisconsin as determined through RFP process. Contract begins September 8, 2003.

RAM Annual Work Program Notes

FY 2004 Contractor Requested Budget Notes

- A RA 33/34: 2.5% salary increase, Lawn tractor replacement (84% of \$10,400 over 3 yrs). Vehicle replacement (84% of \$12,500 over 3 yrs.) Included Special Vendor Services of Electrical for \$500/yr and Plumbing for \$1,000/yr.
- B W-barron: 2.5% salary increase, Lawn tractor replacement (16% of \$10,400 over 3 yrs). Vehicle replacement (16% of \$12,500 over 3 yrs.) Includes \$970 for Roof replacement and elect. Fan installation at Cameron W-1.
- C W-taylor: vehicle depreciation ending.
- D W-Chippewa-North: Salary increase 2.7%, Benefit increase of 8.7%, New equipment purchases water tank (\$150), Pressure washer (\$900), Equipment Operating increase of \$250 over 8 months. Vehicle reimbursement completes November. Vehicle mileage and operating increase of 71% (\$425). Addition of storage to budget,\$100.
- E W-Rusk: Removed W-8 at Ladysmith from budget (\$11,338). New equipment purchases of water tank (\$50), pressure washer (\$300), both split with W-Chippewa north.
- F W-Portage: Thursday Service was added to existing Mon and Fri only service.
- G P&R-Milwaukee: \$2.50 per hour supervisor increase. Curative interviewed for 4 months found they needed to raise wage because applicants were finding they could get paid more for doing less at other jobs. Overall salaries increased \$5,400 and benefits increased \$1,695. Vehicle reimbursement increased \$625/yr. Vehicle operating increased \$1224/yr due to insurance increases.
- H STH 794: Supervisor wage increases of \$0.72/hr and \$1.92/hr. Overall salary increase of \$3,447/yr. Additional tree trimming services were added Spring 2003, FY 2003 budget was not adjusted. Vehicle reimbursement increased \$937/yr. Vehicle operating increased \$1,580/yr due to insurance increases.
- I TIC 106: Salary increase of 22% (\$12,795.60/yr). Benefits increase of 31% (\$3,626). Intended purchase of new lawn tractor \$7,573 over 3 yrs; Snowblower \$1,620 over 3 yrs; commercial vacuum cleaner \$400. Vehicle mileage increase of \$1200/yr due to pickup 3x/week of non-driving client worker located in Platteville. Added removal service of Trash \$1,865; previously paid by Grant CHD.
- J RA 53 & 54: Salary increase of 2.2% (\$3,391/yr). Benefits increase of 2.1% (\$700/yr). Contractor Service cost increase of \$2,400.
- K RA 9 & 10: Salary increase of 4.9% (\$7,994/yr). Benefits increase of 1.9% (\$612/yr). Intended vehicle purchase of \$27,900 over 3 years.
- L W-Juneau: Salary increase of 6.9% (\$1,222/yr)
- M RA 15 & 16: Salary increase of 9% (\$5,879/yr). Benefits decrease of -\$6,721. Intended Equipment purchases of Snowblower \$1,195, Lawn tractor \$6,156 over 3 years, weed trimmer \$300, Air blower \$895.
- N W-Monroe & LaCrosse: Salary increase of 7% (\$1,020). Contractor service cost increase of \$1,020/yr.
- O W-Wood: Salary increase of 5.9% (\$467). Vehicle reimbursement increase of \$3,074/yr.

RAM Annual Work Program Notes

- P W-Lincoln, Oneida, Vilas, Forest: Decrease prior to adding Forest Co W-4 services is -1.4% (-\$1,750) due to Oneida W-14 Lake Tomahawk closing. The expansion of services at Forest W-4 to a full year is \$12,213.
- Q TIC 103: Salary increase of 3.1% (\$1,976). Equipment operating increase of \$600/yr. Site Liability Insurance increase of 25% (\$300/yr). Added HVAC system services \$300/yr.
- R W-Iron & Vilas: Removed \$4,497 due to the closure of Vilas W-1 Sparkling Lake. Costs were removed in Salary, Benefits, and materials and supplies. The fixed costs remain as the work crew continues to drive past the site to service other RAM Program sites.
- S W-Ashland: Services extended to full year due to FY 2003 partial year transfer.
- T RA 51 & 52: Salary increase of 1.9% (\$1,900/yr). Benefit increase of 7.4% (\$2,509). Contractor Service Cost increase of \$1,800/yr.
- U W-Manitowoc: New sites added to the RAM Program July 1, 2003.
- V RA 61 & 62: Salary increase of 3.2% (\$5,322/yr). Benefit increase of 3.2% (\$1,404). Added weed control for 1 spring application for \$1,050. Equipment and Vehicle reimbursement complete during FY 2004.
- W RA 26: Salary increase of 1.2% (\$1,916). Benefit decrease of -\$4,353 due to staff turn-over. Increase in building repairs \$3,700 due to aging of building. Intended purchase of mower \$10,000 over 3 yrs. Increase of HVAC repair services \$1000/yr.
- X W-Chip-South, Eau Claire, Dunn: Addition of vault pumping services \$1,710/yr.
- Y RA 81 & 82 (MAO): Budgeted services by Marquette Area Opportunities through September, 2003.
- Z W-Brown: Benefits increase of 21% (\$675/yr) due to Health and Dental insurance increases.
- AA RA 11 & 12: Salary increase of 25% (\$41,009/yr). Additional staff hired to relieve Project coordinator of repair duties. Benefits increase of 19.5% (\$5,580/yr). Materials & Supplies increase of \$9,848 due to transfer of paper purchasing from Columbia CHD. Intended purchases of lawn tractor (\$9,000 over 3 yrs), Snowblower (\$2000 over 3 yrs), power vac/blower \$400, Sweeper \$200, truck (\$24,480 over 3 yrs). Addition of transferred costs from Columbia CHD: Water tests \$1,836, Plumbing \$1824, Portable toilet services \$7045, fire extinguisher service \$250.
- AB RA 63 & 64: Salary increase of 17% (\$15,110/yr). Additional staff hired to relieve project coordinator of direct supervisory duties. Addition of transferred cost from Dodge CHD: Trash removal services \$6000/yr.
- AC RA 13 & 14: Opp Inc. has revised their budget to represent actual activities on site.
- AD W-Polk: Benefit increase of 133% (\$3,200/yr) due to addition of health and dental insurance (these benefits were not previously made available to the wayside supervisor, while other Polk CADC staff were offered the
- AE TIC 31: Salary increase of 14% (\$9,731/yr). Benefit increase of 9% (\$1,621/yr). Vehicle reimbursement completes during FY 2004. FY 2004 budget continues to include sewer services from township for \$3,300/yr.
- AF W-Burnett, Bayfield, Douglas: FY 2004 budget request was \$1,777 less than FY 2003 prior to adding Bayfield W-10 to contract in April and professional vendor services. FY 2004 budget request is \$122,988.89 (includes \$4,440 for Professional Services: Trash removal, well services, vault pumping as transferred by District/County) plus Bayfield W-10 for \$10,926.10 as bid through WisDOT's RFB process in Feb 2003 (Site was transferred from Training Station within RAM Program).

RAM Annual Work Program Notes

- AG RA 23: Cleaning supply increase of \$1200. Intended purchases of push mower \$375, Lawn tractor w/ snowblower \$9542 over 3 years, weed trimmers (2) \$700. Addition of trash removal services \$2,160/yr, HVAC services \$100/yr, and fire extinguisher services \$100/yr.
- AH W-Vernon: Site service extended to full year as bid through WisDOT's RFB process spring 2003.
- AI RA 17: Intended vehicle purchase \$20,160 over 3 yrs. Site Liability Insurance increase of 16% (\$342/yr)
- AJ RA 22: Salary increase of 2% (\$2,786/yr). Vehicle reimbursement extended to full year. Contractor Services cost increase of \$1,232/yr.
- AK RA 24, 35 & 36, W-Walworth: Ford F450 truck completes reimbursement schedule.
- AL RA 101: Salary increase of 2.2% (\$661/yr). Benefits increase of 1.7% (\$267/yr). Vehicle operating increase of \$2400/yr. Added HVAC system repairs \$600/yr. Budget includes \$500 for new water heater.
- AM W-Waupaca: Costs removed July - November due to the closure of W-5 "Waupaca". Intended purchase of pressure washer \$200 and 50 gal water tank \$300. Building repairs increased \$670/yr.
- AN RA 81 & 82: Contract awarded to Northwoods, Inc. of Wisconsin as determined through RFP process. Contract begins September 8, 2003.

Wisconsin's Rest Area Maintenance Program
 Cost Summary by Project ID - Sorted by County/Site

FY 2004
 prepared by RFW, Inc.

County/Site Name	Project ID Number	CCLM	Facility Repairor Emergency\$ by Outside Vendors	Utility Costs	Project Id Total:
Ashland W-2	0002-02-48	\$13,211.68			\$13,211.68
Barron RA 33 & 34	0003-02-47	\$148,271.49	\$1,964.02	\$6,128.18	\$156,363.69
Barron W-1, W-2	0003-02-48	\$16,018.35		\$364.31	\$16,382.66
Bayfield (1), Burnett (2) & Douglas (3) (1) W-4,W-6, W-10; (2) W-8,M-J,S-9; (3) W-3,W-6,M-A,M-B	0007-02-48	\$132,884.86			\$132,884.86
Brown W-3, SO-M,SO-N	0005-02-48	\$11,519.99			\$11,519.99
Chippewa N H-5, H-16, W-8, W-13	0009-02-48	\$31,011.65			\$31,011.65
Chippewa S(1) & Eau Claire (2) & Dunn (3) (1) W- 9,W-11,H-15 (2) W-4 (3) W-6	0018-02-48	\$51,176.59		\$779.01	\$51,955.60
Clark T-3	0010-02-48	\$2,625.42			\$2,625.42
Columbia RA 11 & 12	0011-02-47	\$299,366.74	\$250.00	\$26,488.54	\$326,105.28
Dodge RA 63 & 64	0014-02-47	\$185,193.84	\$24,675.00	\$22,057.57	\$231,926.41
Douglas RA 23	0016-02-46	\$131,844.55		\$5,198.30	\$137,042.85
Dunn RA 61 & 62, P&R	0017-02-47	\$281,417.82		\$18,454.03	\$299,871.85
Fond du Lac S-9	0020-02-48	\$9,599.19			\$9,599.19
Forest (1), Lincoln (2), Oneida (2) & Vilas E (4) (1) W-4; (2) W-4;(3) W-10,W-13, (4) W-23,W-29,W- 31,H-22	0043-02-48	\$142,308.39		\$635.21	\$142,943.60
Grant TIC 106	0022-02-46	\$123,991.77		\$17,592.31	\$141,584.08
Iron TIC 103	0026-02-46	\$128,286.84			\$128,286.84
Iron (1), Vilas W (2) (1) W-5, M-A, S-7; (2) W-3;	0026-02-48	\$44,990.80			\$44,990.80
Jackson RA 53 & 54	0027-02-47	\$343,164.80		\$51,979.73	\$395,144.53
Jefferson RA 13 & 14	0028-02-47	\$307,917.77	\$9,705.95	\$24,046.54	\$341,670.26
Jefferson W-3	0028-02-48	\$24,795.59			\$24,795.59
Juneau RA 9 & 10	0029-02-47	\$345,617.57		\$38,740.08	\$384,357.65
Juneau W-2, W-5	0029-02-48	\$54,298.71		\$501.77	\$54,800.48
Kenosha RA 26, M-F, M-G, H-5, Vacant Lot	0030-02-46	\$316,721.38		\$21,506.45	\$338,227.83
La Crosse RA 31, M-F	0032-02-46	\$124,380.00		\$10,343.18	\$134,723.18
LaFayette Belmont Visitor Center	0033-02-47	\$8,720.07			\$8,720.07
Manitowoc RA 51 & 52	0036-02-47	\$200,808.99		\$13,364.91	\$214,173.90
Manitowoc W-4, W-10, S-J, S-K, S-L	0036-02-48	\$43,066.47		\$999.96	\$44,066.43
Marquette RA 81 & 82	0039-02-47	\$32,066.99			\$32,066.99
Marquette RA 81 & 82	0039-02-47	\$134,495.87		\$19,389.14	\$153,885.01
Milwaukee STH 794	0040-02-49	\$49,878.21			\$49,878.21
Milwaukee (1) P&R (7 lots), IA (3 tri)	0040-02-48	\$69,024.37			\$69,024.37
Monroe/LaCrosse RA 15 & 16	0041-02-47	\$143,683.87	\$2,104.99	\$12,209.81	\$157,998.67
Monroe/LaCrosse W-1, W-8, W-B	0041-02-48	\$36,275.46			\$36,275.46
Polk W-1, H-4, M-A	0048-02-48	\$18,631.64		\$570.19	\$19,201.83
Portage W-5	0049-02-48	\$7,747.05			\$7,747.05

Wisconsin's Rest Area Maintenance Program
 Cost Summary by Project ID - Sorted by County/Site

FY 2004
 prepared by RFW, Inc.

County/Site Name	Project ID Number	CCLM	Facility Repair or Emergency\$ by Outside Vendors	Utility Costs	Project Id Total:
Rock RA 17	0053-02-47	\$229,463.23	\$303.90	\$19,381.52	\$249,148.65
Rock RA 22	0053-02-46	\$267,211.18	\$7,388.70	\$9,196.36	\$283,796.24
Rusk W-7	0054-02-48	\$20,769.04			\$20,769.04
St. Croix TIC-25	0055-02-46	\$57,506.09		\$5,990.20	\$63,496.29
St. Croix W-1	0055-02-48	\$3,160.53	\$430.00		\$3,590.53
Taylor W-1, W-2, W-6, H-5	0060-02-48	\$29,947.11		\$439.04	\$30,386.15
Vernon W-2, W-6, W-10, H-3, H-4, H-7, H-8, H-9, P-12, P-13, P-14, P-R, P-S, S-1, S-11, S-L, S-M, S-N, S-P, S-Q	0062-02-48	\$32,975.98		\$1,215.42	\$34,191.40
Walworth RA 24	0064-02-46	\$103,104.67	\$1,240.34	\$7,815.17	\$112,160.18
Walworth RA 35 & 36	0064-02-47	\$133,303.77		\$9,955.32	\$143,259.09
Walworth M-A, M-B, P&R (1 lot)	0064-02-48	\$16,344.36			\$16,344.36
Washburn W-4, W-7, W-10, H-8, H-9	0065-02-48	\$39,509.90			\$39,509.90
Waukesha (1); Racine (2) (1) P&R (4 lots), (2) H-7	0067-02-48	\$61,368.44			\$61,368.44
Waupaca RA 101	0068-02-47	\$80,457.56		\$9,531.88	\$89,989.44
Waupaca W-6, W-7	0068-02-48	\$37,283.43		\$572.60	\$37,856.03
Waushara W-6	0069-02-48	\$22,259.11		\$338.42	\$22,597.53
Wood W-4	0071-02-48	\$27,087.99		\$299.50	\$27,387.49
GRAND TOTAL:		\$5,176,767.17	\$48,062.90	\$356,084.65	\$5,580,914.72

Wisconsin's Rest Area Maintenance Program Actual To Budget by Work Center

FY 2004
prepared by RFW, Inc.

			Month Invoiced	YTD Actual	YTD Budget	Difference	Actual to Budget	
			Thru					
Barron	Rest Areas	CCLM	Jun 2004	\$148,271.49	\$144,003.72	\$4,267.77	102.96%	
Barron	Wayside(s)	CCLM	Jun 2004	\$16,018.35	\$18,004.12	(\$1,985.77)	88.97%	
Barron County DDS				\$164,289.84	\$162,007.84	\$2,282.00	101.41%	
Taylor	Wayside(s)	CCLM	Jun 2004	\$29,947.11	\$30,659.18	(\$712.07)	97.68%	
Black River Industries				\$29,947.11	\$30,659.18	(\$712.07)	97.68%	
Fond du Lac	Wayside(s)	CCLM	Jun 2004	\$9,599.19	\$12,409.04	(\$2,809.85)	77.36%	
Brooke Industries Inc.				\$9,599.19	\$12,409.04	(\$2,809.85)	77.36%	
Chippewa N	Wayside(s)	CCLM	Jun 2004	\$31,011.65	\$31,227.67	(\$216.02)	99.31%	
Rusk	Wayside(s)	CCLM	Jun 2004	\$20,769.04	\$20,814.99	(\$45.95)	99.78%	
Chippewa River Industries				\$51,780.69	\$52,042.66	(\$261.97)	99.50%	
Clark	Wayside(s)	CCLM	Jun 2004	\$2,625.42	\$3,041.84	(\$416.42)	86.31%	
Clark County Adult Development Services				\$2,625.42	\$3,041.84	(\$416.42)	86.31%	
Portage	Wayside(s)	CCLM	Feb 2004	\$7,747.05	\$7,747.05	\$0.00	100.00%	
Community Industries Corporation				\$7,747.05	\$7,747.05	\$0.00	100.00%	
Milwaukee	Park & Rides, Triangles	CCLM	Jun 2004	\$69,024.37	\$67,698.73	\$1,325.64	101.96%	
Milwaukee	Landscaping	CCLM	Jun 2004	\$49,878.21	\$49,744.29	\$133.92	100.27%	
Curative Care Network				\$118,902.58	\$117,443.02	\$1,459.57	101.24%	
Grant	TIC	CCLM	Jun 2004	\$123,991.77	\$124,508.04	(\$516.27)	99.59%	
Jackson	Rest Area-New	CCLM	Jun 2004	\$343,164.80	\$343,238.52	(\$73.72)	99.98%	
Juneau	Rest Areas	CCLM	Jun 2004	\$345,617.57	\$353,964.28	(\$8,346.71)	97.64%	
Juneau	Wayside(s)	CCLM	Jun 2004	\$54,298.71	\$50,887.45	\$3,411.26	106.70%	
LaFayette	Rest Area	CCLM	Jun 2004	\$8,720.07	\$6,590.40	\$2,129.67	132.31%	
Monroe/LaCrosse	Rest Areas	CCLM	Jun 2004	\$143,683.87	\$139,286.48	\$4,397.39	103.16%	
Monroe/LaCrosse	Wayside(s)	CCLM	Jun 2004	\$36,275.46	\$36,209.02	\$66.44	100.18%	
Wood	Wayside(s)	CCLM	Jun 2004	\$27,087.99	\$27,181.95	(\$93.96)	99.65%	
Handishop Industries				\$1,082,840.24	\$1,081,866.14	\$974.10	100.09%	
Forest (1), Lincoln (2) Wayside(s)			CCLM	Jun 2004	\$142,308.39	\$142,130.09	\$178.30	100.13%
Headwaters, Inc.				\$142,308.39	\$142,130.09	\$178.30	100.13%	
Ashland	Wayside(s)	CCLM	Jun 2004	\$13,211.68	\$12,659.80	\$551.88	104.36%	
Iron	TIC	CCLM	Jun 2004	\$128,286.84	\$111,607.64	\$16,679.20	114.94%	
Iron (1), Vilas W (2)	Wayside(s)	CCLM	Jun 2004	\$44,990.80	\$50,854.72	(\$5,863.92)	88.47%	
Highline Corporation				\$186,489.32	\$175,122.16	\$11,367.16	106.49%	

Wisconsin's Rest Area Maintenance Program
Actual To Budget by Work Center

FY 2004
prepared by RFW, Inc.

			Month Invoiced Thru	YTD Actual	YTD Budget	Difference	Actual to Budget
Manitowoc	Rest Areas	CCLM	Jun 2004	\$200,808.99	\$204,764.61	(\$3,955.62)	98.07%
Manitowoc	Wayside(s)	CCLM	Jun 2004	\$43,066.47	\$47,988.97	(\$4,922.50)	89.74%
Holiday House of Manitowoc, Inc.				\$243,875.46	\$252,753.57	(\$8,878.11)	96.49%
Dunn	Rest Areas	CCLM	Jun 2004	\$281,417.82	\$292,342.51	(\$10,924.69)	96.26%
Indianhead Enterprises, Inc.				\$281,417.82	\$292,342.51	(\$10,924.69)	96.26%
Kenosha	TIC	CCLM	Jun 2004	\$316,721.38	\$329,136.94	(\$12,415.56)	96.23%
Kenosha Achievement Center Inc.				\$316,721.38	\$329,136.94	(\$12,415.56)	96.23%
Chippewa S(1) & Eau	Wayside(s)	CCLM	Jun 2004	\$51,176.59	\$54,620.08	(\$3,443.49)	93.70%
L.E. Phillips Career Development Center				\$51,176.59	\$54,620.08	(\$3,443.49)	93.70%
Marquette	Rest Areas	CCLM	Sep 2003	\$32,066.99	\$32,066.99	\$0.00	100.00%
Marquette Area Opportunities Inc.				\$32,066.99	\$32,066.99	\$0.00	100.00%
Brown	Wayside(s)	CCLM	Nov 2003	\$11,519.99	\$11,519.99	\$0.00	100.00%
N.E.W. Curative Rehabilitation Center				\$11,519.99	\$11,519.99	\$0.00	100.00%
Columbia	Rest Areas	CCLM	Jun 2004	\$299,366.74	\$321,427.29	(\$22,060.55)	93.14%
Dodge	Rest Areas	CCLM	Jun 2004	\$185,193.84	\$191,852.18	(\$6,658.34)	96.53%
Marquette	Rest Areas	CCLM	Jun 2004	\$134,495.87	\$145,743.60	(\$11,247.73)	92.28%
Northwoods Inc of Wisconsin				\$619,056.45	\$659,023.07	(\$39,966.62)	93.94%
Jefferson	Rest Areas	CCLM	Jun 2004	\$307,917.77	\$305,164.06	\$2,753.71	100.90%
Opportunities Inc.				\$307,917.77	\$305,164.06	\$2,753.71	100.90%
Polk	Wayside(s)	CCLM	Jun 2004	\$18,631.64	\$19,911.75	(\$1,280.11)	93.57%
Polk County Adult Development Center				\$18,631.64	\$19,911.75	(\$1,280.11)	93.57%
La Crosse	TIC	CCLM	Jun 2004	\$124,380.00	\$121,102.00	\$3,278.00	102.71%
Riverfront, Inc.				\$124,380.00	\$121,102.00	\$3,278.00	102.71%
St. Croix	TIC	CCLM	Jun 2004	\$57,506.09	\$61,627.25	(\$4,121.16)	93.31%
St. Croix	Wayside(s)	CCLM	Dec 2003	\$3,160.53	\$3,160.53	\$0.01	100.00%
St. Croix Industries				\$60,666.62	\$64,787.77	(\$4,121.15)	93.64%
Bayfield (1), Burnett (Wayside(s)	CCLM	Jun 2004	\$132,884.86	\$133,914.99	(\$1,030.13)	99.23%
Douglas	TIC	CCLM	Jun 2004	\$131,844.55	\$130,392.74	\$1,451.81	101.11%
Superior Vocations Center, Inc.				\$264,729.41	\$264,307.73	\$421.68	100.16%
Washburn	Wayside(s)	CCLM	Jun 2004	\$39,509.90	\$42,734.86	(\$3,224.96)	92.45%
Ventures Unlimited, Inc.				\$39,509.90	\$42,734.86	(\$3,224.96)	92.45%
Vernon	Wayside(s)	CCLM	Jun 2004	\$32,975.98	\$33,072.74	(\$96.76)	99.71%
Vernon Area Rehabilitation Center				\$32,975.98	\$33,072.74	(\$96.76)	99.71%

Wisconsin's Rest Area Maintenance Program
Actual To Budget by Work Center

FY 2004
prepared by RFW, Inc.

			Month Invoiced Thru	YTD Actual	YTD Budget	Difference	Actual to Budget
Rock	Rest Area	CCLM	Jun 2004	\$229,463.23	\$239,484.86	(\$10,021.63)	95.82%
Rock	TIC	CCLM	Jun 2004	\$267,211.18	\$270,495.28	(\$3,284.10)	98.79%
Walworth	Wayside(s)	CCLM	Jun 2004	\$16,344.36	\$21,676.01	(\$5,331.65)	75.40%
Walworth	TIC	CCLM	Jun 2004	\$103,104.67	\$100,787.83	\$2,316.84	102.30%
Walworth	Rest Areas	CCLM	Jun 2004	\$133,303.77	\$136,395.21	(\$3,091.44)	97.73%
Vocational Industries, Inc.				\$749,427.21	\$768,839.19	(\$19,411.98)	97.48%
Jefferson	Wayside(s)	CCLM	Jun 2004	\$24,795.59	\$24,740.90	\$54.69	100.22%
Waukesha (1); Racine	Park & Rides, Wayside(s)	CCLM	Jun 2004	\$61,368.44	\$63,277.68	(\$1,909.24)	96.98%
Waukesha Training Center, Inc.				\$86,164.03	\$88,018.58	(\$1,854.55)	97.89%
Waupaca	Rest Area	CCLM	Jun 2004	\$80,457.56	\$70,519.70	\$9,937.86	114.09%
Waupaca	Wayside(s)	CCLM	Jun 2004	\$37,283.43	\$38,569.81	(\$1,286.38)	96.66%
Waupaca County Industries, Inc.				\$117,740.99	\$109,089.51	\$8,651.48	107.93%
Waushara	Wayside(s)	CCLM	Jun 2004	\$22,259.11	\$29,264.78	(\$7,005.67)	76.06%
Waushara Industries, Inc.				\$22,259.11	\$29,264.78	(\$7,005.67)	76.06%
Grand Total				\$5,176,767.17	\$5,262,225.14		98.38%
Difference						(\$85,457.97)	

Facility Repair and Emergency Costs by WisDOT Project ID

prepared by RFW, Inc.

				CRP Extra Work	
1	Columbia	RA 11	Repair of sidewalk heaving (2 'stones')	<input type="checkbox"/>	\$250.00
1	Columbia	RA 12 (only)	Replace water heater	<input checked="" type="checkbox"/>	\$2,060.31
1	Columbia	RA 12	Water Softener replacement	<input checked="" type="checkbox"/>	\$585.74
Actual Costs for 0011-02-47:					\$2,896.05
1	Dodge	RA 64	Well -- Abandon existing 780' well; Drill new well to 145' acidize veins	<input type="checkbox"/>	\$24,675.00
1	Dodge	RA 63 & 64	Replacement of Water Heaters	<input checked="" type="checkbox"/>	\$372.00
1	Dodge	RA 64	Wiring for new well	<input checked="" type="checkbox"/>	\$228.58
1	Dodge	RA 64	Rental of Portable Toilets while well is down (2+ months)	<input checked="" type="checkbox"/>	\$5,424.00
Actual Costs for 0014-02-47:					\$30,699.58
1	Grant	TIC 106	DTN Relocation to Lobby Kiosk	<input checked="" type="checkbox"/>	\$280.00
Actual Costs for 0022-02-46:					\$280.00
1	Jefferson	RA 14	Comminutor replacement	<input type="checkbox"/>	\$8,225.95
1	Jefferson	RA 14	Relocate wastewater flow meter	<input type="checkbox"/>	\$500.00
1	Jefferson	RA 14	Rework furnaces to operate independently when one unit fails	<input type="checkbox"/>	\$595.00
1	Jefferson	RA 14	Pump vault for installation of grinder	<input type="checkbox"/>	\$95.00
1	Jefferson	RA 14	Pump sewage vault for comminutor removal	<input type="checkbox"/>	\$290.00
Actual Costs for 0028-02-47:					\$9,705.95
1	LaFayette	RA-Belmont	Purchase and Install 2 Map Cases	<input checked="" type="checkbox"/>	\$486.31
Actual Costs for 0033-02-47:					\$486.31
1	Rock	RA 22	Septic Grinder removal & disassemble for replacement by others	<input checked="" type="checkbox"/>	\$833.75
1	Rock	RA 22	Furnace repairs and Glass Replacement due to vandalism	<input checked="" type="checkbox"/>	\$2,707.24
1	Rock	RA 22	Repair of Cooling System	<input checked="" type="checkbox"/>	\$652.93
1	Rock	RA 22	Remove and Install Grinder	<input type="checkbox"/>	\$6,994.00
1	Rock	RA 22 & 17	Installation of beacon lights for comminutors	<input type="checkbox"/>	\$394.70
Actual Costs for 0053-02-46:					\$11,582.62
1	Rock	RA 17	Removal of comminutor unit	<input type="checkbox"/>	\$303.90
Actual Costs for 0053-02-47:					\$303.90

Facility Repair and Emergency Costs by WisDOT Project ID

prepared by RFW, Inc.

				CRP Extra Work	
2	Kenosha	RA 26	Replace 2 water heaters and convert electrical wiring from 3-phase to single-phase	<input checked="" type="checkbox"/>	\$2,516.00
2	Kenosha	RA 26	Rekey 7 locks to allow TIC and Mtnc Staff access with master key	<input checked="" type="checkbox"/>	\$135.10
2	Kenosha	RA 26	Condensor replacement	<input checked="" type="checkbox"/>	\$3,031.00
Actual Costs for 0030-02-46:					\$5,682.10
2	Walworth	RA 24	Remove 3 dead trees	<input type="checkbox"/>	\$1,240.34
Actual Costs for 0064-02-46:					\$1,240.34
2	Walworth	RA 35	Urinal Replacement - emergency	<input checked="" type="checkbox"/>	\$1,365.00
2	Walworth	RA 35	Urinal Replacement	<input checked="" type="checkbox"/>	\$1,035.00
2	Walworth	RA 36	Furnace repairs and Electrical repair to well power line	<input checked="" type="checkbox"/>	\$762.51
2	Walworth	RA 36	Replace seal in cemented-in toilet	<input checked="" type="checkbox"/>	\$107.00
2	Walworth	RA 35 & 36	Install water heater	<input checked="" type="checkbox"/>	\$1,400.00
2	Walworth	RA 36	Well Chlorination	<input checked="" type="checkbox"/>	\$367.50
Actual Costs for 0064-02-47:					\$5,037.01
3	Manitowoc	RA 51 & 52	Install new water fountain w/ jug filler (non-refrigeration units) - 1 @ each site.	<input checked="" type="checkbox"/>	\$2,340.00
3	Manitowoc	RA 51 & 52	Tuckpoint and stone/masonry work @ downspouts (2 on ea. Bldg)	<input checked="" type="checkbox"/>	\$100.00
Actual Costs for 0036-02-47:					\$2,440.00
3	Manitowoc	W-4 Memorial Dr.	Repair/Rebuild Display case	<input checked="" type="checkbox"/>	\$860.04
Actual Costs for 0036-02-48:					\$860.04
4	Juneau	RA 10	Replace Water Heater -- Emergency	<input checked="" type="checkbox"/>	\$1,192.27
4	Juneau	RA 9 / 10	Replace front door H/C air line and deadbolt lock	<input checked="" type="checkbox"/>	\$617.00
4	Juneau	RA 9 & 10	Electrical service upgrade - Amp boxes	<input checked="" type="checkbox"/>	\$4,662.39
4	Juneau	RA 10	Replace well pump bearings and impellor	<input checked="" type="checkbox"/>	\$956.40
Actual Costs for 0029-02-47:					\$7,428.06
4	Marquette	RA 82	Water Softener replacement	<input checked="" type="checkbox"/>	\$582.25
Actual Costs for 0039-02-47:					\$582.25

Facility Repair and Emergency Costs by WisDOT Project ID

prepared by RFW, Inc.

				CRP Extra Work	
4	Waupaca	RA 101	Replace water heater	<input checked="" type="checkbox"/>	\$550.00
4	Waupaca	RA 101	Repair flag pole with boom truck	<input checked="" type="checkbox"/>	\$288.65
Actual Costs for 0068-02-47:					\$838.65
5	La Crosse	RA 31	Repair of deteriorating pipe (plumbing leak)	<input checked="" type="checkbox"/>	\$1,466.22
Actual Costs for 0032-02-46:					\$1,466.22
5	LaCrosse	RA 31	Water Heater Replacement	<input checked="" type="checkbox"/>	\$721.99
5	LaCrosse	RA 31	Replace furnace blower motor	<input checked="" type="checkbox"/>	\$519.49
5	LaCrosse	RA 31	Wastewater charges (over the budgetd amount)	<input checked="" type="checkbox"/>	\$569.00
Actual Costs for 0032-02-46:					\$1,810.48
5	LaCrosse & Monroe	RA 15 & 16	Services provided through LaCrosse & Monroe Co Hwy Depts in FY 2004	<input type="checkbox"/>	\$2,104.99
Actual Costs for 0041-02-47:					\$2,104.99
5	Monroe	RA 16	Place gravel pad for dumpsters	<input checked="" type="checkbox"/>	\$0.00
Actual Costs for 0041-02-47:					\$0.00
5	Vernon	S-11 DeSoto	"Chief Win-No-Shik" Historical Marker refurbishment and shipping	<input checked="" type="checkbox"/>	\$0.00
5	Vernon	W-10 Genoa	Roof RR bldg (w/ skylight, elect fan)	<input checked="" type="checkbox"/>	\$1,744.16
Actual Costs for 0062-02-48:					\$1,744.16
6	Chippewa	W-13 Pierside	Install salvaged doors and frames	<input checked="" type="checkbox"/>	\$1,264.00
6	Chippewa	W-13 Pierside	Roof replacement on restroom (skylights and turbine fans)	<input checked="" type="checkbox"/>	\$1,178.00
Actual Costs for 0009-02-48:					\$2,442.00
6	Chippewa/EauCla ire/Dunn		Rebuild lawn mower motor	<input checked="" type="checkbox"/>	\$846.93
Actual Costs for 0018-02-48:					\$846.93
6	St. Croix	W-1 Houlton	Remove Door & Frames from site prior to demolition.	<input type="checkbox"/>	\$430.00
Actual Costs for 0055-02-48:					\$430.00
6	Taylor	W-1 Westboro	Install T-111 Ceiling	<input checked="" type="checkbox"/>	\$550.00
6	Taylor	W-2 Jump River	Replace well shelter roof	<input checked="" type="checkbox"/>	\$1,118.00
Actual Costs for 0060-02-48:					\$1,668.00

Facility Repair and Emergency Costs by WisDOT Project ID

prepared by RFW, Inc.

				CRP Extra Work	
7	Forest, Lincoln, Oneida, Vilas	Waysides	Purchase of assorted fencing and barricades	<input checked="" type="checkbox"/>	\$930.00
Actual Costs for 0043-02-48:					\$930.00
7	Iron	TIC 103	Furnace Replacement	<input checked="" type="checkbox"/>	\$2,806.00
Actual Costs for 00226-02-46:					\$2,806.00
7	Iron	TIC 103	Replace 13 sidewalk slabs	<input checked="" type="checkbox"/>	\$5,884.00
Actual Costs for 0025-02-46:					\$5,884.00
7	Iron	TIC 103	Install 2 new ceiling fans (no lights) w/ 72" downrod w/ control box	<input checked="" type="checkbox"/>	\$1,750.00
Actual Costs for 0026-02-46:					\$1,750.00
7	Oneida	W-13 Three Lakes & W-10 Rhinelander	Replace vandalized solid wood door @ 3 lakes & repair of door frames at Rhinelander	<input checked="" type="checkbox"/>	\$811.44
Actual Costs for 0043-02-48:					\$811.44
7	Vilas & Iron	W-3 Diamond Lake & W-5 Manitowish	Install T-111 Ceilings	<input checked="" type="checkbox"/>	\$0.00
Actual Costs for 0026-02-48:					\$0.00
7	Vilas, Oneida	W-29 Land-O-Lakes, W-13 Monico	T-111 ceiling installation in RR's/ well shelter roof replace @ Lan-O-Lakes	<input checked="" type="checkbox"/>	\$1,218.00
Actual Costs for 0043-02-48:					\$1,218.00
8	Barron	RA 33 & 34	Replacement of Exhaust fan and Damper Assembly and relays at RA 33	<input checked="" type="checkbox"/>	\$1,741.28
8	Barron	RA 33 & 34	Services provided through Barron Co Hwy Dpt in FY 2004	<input type="checkbox"/>	\$1,964.02
Actual Costs for 0003-02-47:					\$3,705.30
8	Douglas	M-A, M-B	Repair and Paint Welcome signs	<input checked="" type="checkbox"/>	\$902.51
Actual Costs for 0007-02-48:					\$902.51
8	Washburn	W-4 Springbrook	Installation of salvaged Door & frame	<input checked="" type="checkbox"/>	\$943.00
8	Washburn	W-10 Minong	Chlorinate Well	<input checked="" type="checkbox"/>	\$490.00
8	Washburn	W-4 Springbrook	Re-Roof, install sky lights, install large turbine, T-111 ceiling	<input checked="" type="checkbox"/>	\$900.00
8	Washburn	W-10 Minong	Re-roof, install skylights, turbine, T-111 ceiling @ RR / reroof well shelter	<input checked="" type="checkbox"/>	\$1,900.00
Actual Costs for 0065-02-48:					\$4,233.00

Facility Repair and Emergency Costs by WisDOT Project ID

prepared by RFW, Inc.

	CRP Extra Work
Facility Repair and Emergency Costs by CRP as X-Work (included in CCLM Budget):	\$66,752.99
Facility Repair and Emergency Costs by Non-CRP Contracted Vendors:	\$48,062.90
Facility Repair and Emergency Costs Total Budget:	\$90,000.00
Difference:	(\$41,937.10)
Facility Repair and Emergency Costs Grand Total Actual Costs :	\$114,815.89

Wisconsin's Rest Area Maintenance Program
Service Providers - Community Rehabilitation Programs

FY 2004
prepared by RFW, Inc.

Barron County DDS

175 North Lake Street
Barron WI 54812-9042
Phone: (715) 537-5341
Fax: (715) 537-5608

Brooke Industries Inc.

1257 Industrial Parkway
Fond du Lac WI 54937-
Phone: (920) 924-3020
Fax: (920) 924-3039

Clark County Adult Development Services

302 South Jones Street PO Box 66
Greenwood WI 54437-9358
Phone: (715) 267-7228
Fax: (715) 267-3125

Curative Care Network

1647 South 101st Street
West Allis WI 53214-4009
Phone: (414) 257-4057
Fax: (414) 607-5452

Headwaters, Inc.

1441 East Timber Drive PO Box 618
Rhineland WI 54501-2887
Phone: (715) 369-1337
Fax: (715) 369-1793

Holiday House of Manitowoc, Inc.

2818 Meadow Lane
Manitowoc WI 54220-3739
Phone: (920) 682-4663
Fax: (920) 682-1091

Kenosha Achievement Center Inc.

1218-79th Street
Kenosha WI 53143-6111
Phone: (262) 658-1687
Fax: (262) 605-3300

Black River Industries

650 Jensen Drive
Medford WI 54451-1665
Phone: (715) 748-2950
Fax: (715) 748-6363

Chippewa River Industries

2050 County Road I
Chippewa Falls WI 54729-
Phone: (715) 726-7822
Fax: (715) 726-7939

Community Industries Corporation

41 Parkridge Drive/Hwy 10
Stevens Point WI 54481-4436
Phone: (715) 344-4563
Fax: (715) 344-4250

Handishop Industries

1411 North Superior Avenue
Tomah WI 54660-1131
Phone: (608) 372-3289
Fax: (608) 372-0770

Highline Corporation

100 Cary Road Hwy 77 PO Box 218
Hurley WI 54534-0218
Phone: (715) 561-4515
Fax: (715) 561-3103

Indianhead Enterprises, Inc.

1426 Indianhead Drive
Menomonie WI 54751-8524
Phone: (715) 232-6460
Fax: (715) 232-6463

L.E. Phillips Career Development Center

1515 Ball Street P.O. Box 600
Eau Claire WI 54701-3261
Phone: (715) 834-2771
Fax: (715) 834-1123

Wisconsin's Rest Area Maintenance Program
Service Providers - Community Rehabilitation Programs

FY 2004
prepared by RFW, Inc.

Marquette Area Opportunities Inc.

W3245 Hwy 22 South & 5th P.O. Box 823
Montello WI 53949-
Phone: (608) 297-2224
Fax: (608) 297-2224

Northwoods Inc of Wisconsin

N6510 USH Highway 51 South PO Box 357
Portage WI 53901-0357
Phone: (608) 742-7114
Fax: (608) 742-0636

Polk County Adult Development Center

101 150th Street
Balsam Lake WI 54810-8011
Phone: (715) 485-8770
Fax: (715) 485-8747

St. Croix Industries

1525 North 4th Street
New Richmond WI 54017-1065
Phone: (715) 246-8299
Fax: (715) 246-8295

Ventures Unlimited, Inc.

P.O. Box 623 110 North Industrial Drive
Shell Lake WI 54871-7844
Phone: (715) 468-2939
Fax: (715) 468-4478

Vocational Industries, Inc.

530 East Centralia Street
Elkhorn WI 53121-2002
Phone: (262) 723-4043
Fax: (262) 723-4984

Waupaca County Industries, Inc.

175 West Howard Street
Manawa WI 54949-9282
Phone: (920) 596-2542
Fax: (920) 596-2419

N.E.W. Curative Rehabilitation Center

2900 Curry Lane
Green Bay WI 54308-5857
Phone: (920) 468-9129
Fax: (920) 468-7851

Opportunities Inc.

925 Jefferson Street
Fort Atkinson WI 53583-0357
Phone: (920) 563-2437
Fax: (920) 563-4651

Riverfront, Inc.

3000 South Avenue
La Crosse WI 54601-6754
Phone: (608) 784-9450
Fax: (608) 784-5345

Superior Vocations Center, Inc.

2320 Hill Avenue
Superior WI 54880-5235
Phone: (715) 392-6171
Fax: (715) 392-6172

Vernon Area Rehabilitation Center

1133 Nelson Parkway
Viroqua WI 54665-1954
Phone: (608) 637-3934
Fax: (608) 637-7016

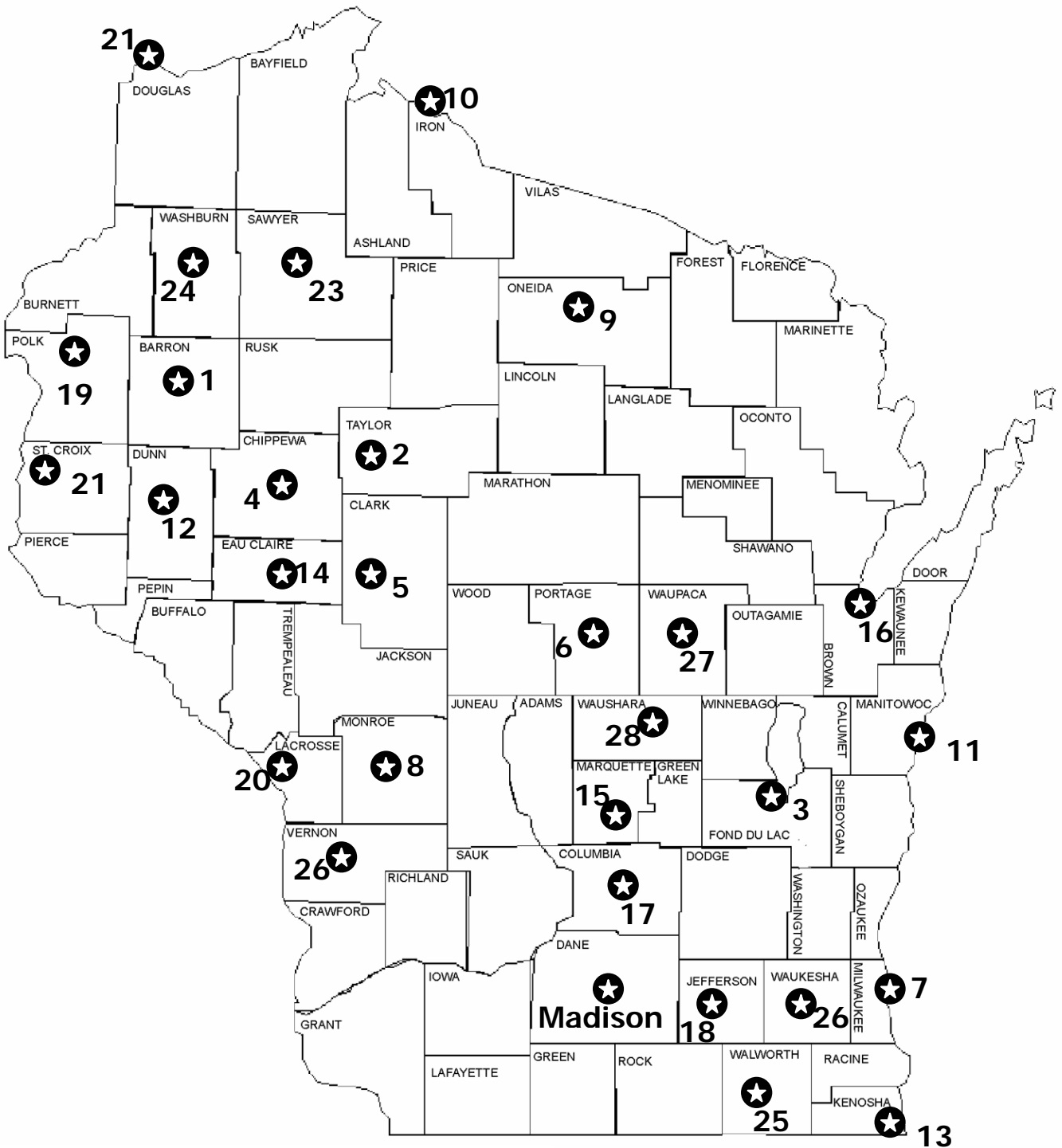
Waukesha Training Center, Inc.

300 South Prairie Avenue
Waukesha WI 53186-5984
Phone: (262) 547-6821
Fax: (262) 547-6883

Waushara Industries, Inc.

210 E. Chicago Road P.O. Box 590
Wautoma WI 54982-0590
Phone: (920) 787-4696
Fax: (920) 787-4698

Wisconsin's Rest Area Maintenance Program Service Provider - CRP Locations



- | | |
|---|--|
| <ol style="list-style-type: none"> 1. Barron County DDS, Barron 2. Black River Industries, Medford 3. Brooke Industries Inc., Fond du Lac 4. Chippewa County Development Center, Chippewa Falls 5. Clark County Adult Development Services, Greenwood 6. Community Industries Corporation, Stevens Point 7. Curative Care Network, West Allis 8. Handishop Industries, Tomah 9. Headwaters, Inc., Rhinelander 10. Highline Corporation, Hurley 11. Holiday House of Manitowoc, Inc., Manitowoc 12. Indianhead Enterprises, Inc., Menomonie 13. Kenosha Achievement Center Inc., Kenosha 14. L.E. Phillips Career Development Center, Eau Claire | <ol style="list-style-type: none"> 15. Marquette Area Opportunities, Montello 16. N.E.W. Curative Rehabilitation Center, Green Bay 17. Northwoods Inc of Wisconsin, Portage 18. Opportunities Inc., Fort Atkinson 19. Polk County Adult Development Center, Balsam Lake 20. Riverfront, Inc., La Crosse 21. St. Croix Industries, New Richmond 22. Superior Vocations Center, Inc., Superior 23. Ventures Unlimited, Inc., Shell Lake 24. Vernon Area Rehabilitation Center 25. Vocational Industries, Inc., Elkhorn 26. Waukesha Training Center, Waukesha 27. Waupaca County Industries, Manawa 28. Waushara Industries, Wautoma |
|---|--|

SITE SUMMARIES

The Site Summaries are new to this Annual Report. The summaries are in order by CRP/service provider then by county/site. The first page of each service provider summary includes cost information. After the cost information, each site maintained by the service provider has a page which summarizes all of the specific information for that site including inventory information, work schedule, comment card, inspection, traffic, water and other pertinent information.

A Grand Totals section is also included at the beginning of the Site Summaries Report.

A search by CRP/service provider or by individual sites can be performed by clicking the options below.

Grand Totals 59

Search by CRP/Service Provider 61

Search by County, then by Site 62

Wisconsin's Rest Area Maintenance Program
Site Summary Grand Totals

FY 2004
 prepared by RFW, Inc.

Project ID Summary:

<u>CCLM Costs</u>	<u>Facility Repair/Emergency Costs by Outside Vendor</u>	<u>Utility Costs</u>	<u>Project ID Total</u>
\$5,176,767.17	\$48,062.90	\$356,084.65	\$5,580,914.72

Overall Actual vs Budget Summary

<u>YTD Actual</u>	<u>YTD Budget</u>	<u>Difference</u>	<u>%</u>
\$5,176,767.17	\$5,262,225.14	(\$85,457.97)	98.38%

	<u>Actual Cost</u>	<u>% of Total Cost</u>		<u>Actual Cost</u>	<u>% of Total Cost</u>
Salaries	\$2,630,890.92	50.82%	Contractor Service Costs	\$676,589.58	13.07%
Benefits	\$668,452.17	12.91%	Site Liability Insurance	\$41,615.80	0.80%
Materials and Supplies	\$384,466.56	7.43%	Special Vendor Services	\$172,351.59	3.33%
Equipment Costs	\$146,180.52	2.82%	Miscellaneous Costs	\$26,773.99	0.52%
Vehicle Costs	\$429,446.04	8.30%			

Breakdown by Category

The cost breakdowns in the categories below are included in the overall totals above.

Materials and Supplies (Breakdown by Category)

Cleaning	\$82,969.21	21.58%
Paper/Other Consumables	\$167,552.57	43.58%
Building Repairs/Mtnce	\$70,819.22	18.42%
Grounds Repairs/Mtnce	\$34,109.21	8.87%
Tools	\$5,275.30	1.37%
Uniform	\$15,142.22	3.94%
Misc M/	\$8,598.83	2.24%
Total	\$384,466.56	100.00%

Special Vendor Services (Breakdown by Category)

Trash:	\$34,104.02	19.79%
HVAC:	\$24,926.12	14.46%
Electrical:	\$13,423.06	7.79%
Plumbing:	\$25,454.81	14.77%
Well:	\$3,896.28	2.26%
Septic	\$28,702.65	16.65%
Portable Toilet:	\$10,355.76	6.01%
Fire Extinguisher:	\$3,064.15	1.78%
Landscaping:	\$2,341.56	1.36%
Misc:	\$26,083.18	15.13%
Total:	\$172,351.59	100.00%

Miscellaneous Costs (Breakdown by Category)

Communication:	\$1,003.76	3.75%	Storage:	\$5,388.54	20.13%	Other:	\$5,853.13	21.86%
Water Testing:	\$1,891.14	7.06%	Phone/Pager:	\$12,637.42	47.20%	Total:	\$26,773.99	100.00%

Other Costs Included In This Cost Center

The cost breakdowns in the categories below are NOT included in the overall totals above with the exception of the projects checked as being "extra work". Extra work projects are included in the overall totals.

Projects Summary

<u>% of Projects=Extra Work</u>	<u>Preliminary Cost</u>	<u>Final Cost</u>	<u>Difference</u>
79.41%	\$114,060.83	\$114,815.89	\$755.06

Site Statistics - GRAND TOTALS

PRIMARY SITE TYPE SUMMARY

Note: Each site is counted only once below-- the primary site type is used to calculate the total number of WisDOT RAM properties.

PRIMARY SITE TYPE:	Total
TOURIST INFORMATION CENTERS:	8
REST AREAS :	25
SEASONAL WAYSIDES:	51
SCENIC OVERLOOKS:	17
HISTORICAL MARKERS:	15
WELCOME SIGNS:	10
PARK AND RIDE LOTS:	14
LANDSCAPED AREAS:	5
PARKING TURNOUTS:	5
BOAT LANDINGS:	0
TABLE SITES:	2
	152

SITE FEATURES SUMMARY

SIZE ACRES	1,425.80		
STANDARD TABLES	536		
HDCP TABLE	158		
FIRE GRILLS	208		
WASTE RECP	651		
RECYC. BINS	981		
CAR PARK	5863		
TRUCK PARK	834		
WATER SUPPLY	M=9	W=73	
ELEC FOUNT	17		
WASTEWATER	M=18	S=16	V=50
INFO BOARD	LB= 34	SB= 23	WM= 21 SH= 7
EXHAUST FANS	31		
LIGHTING	73		
TELEPHONE	47		
FLAG POLE	51		
LAWCON	14		

Inspection Summary by FY

Rest Area Summary

Inspections Completed	391
Exterior, Entrances, Lobby	96%
Rest Rooms - Men:	96%
Rest Rooms - Women:	98%
Storage, Mechanical Areas	100%
Grounds:	96%
Overall Site:	96.96%

Seasonal Site Summary

Inspections Completed:	302
Rest Rooms - Men:	95.46%
Rest Rooms - Women	96.92%
Well Shelter:	97.81%
Grounds:	96.56%
Overall Site:	96.69%

Park and Ride Summary

Inspections Completed	88
Grounds:	96.12%

Traffic/Water Summary by CY

	Annual Average Daily Traffic			YTD Avg:	Year-to-Date Average Water (in Gallons)		
	CY 2002	CY 2003	CY 2004*		CY 2002	CY 2003	CY 2004*
Year Round Sites Avg AADT:	777	776	765		74,861	72,650	68,631
Seasonal Sites Avg AADT:	141	134					

*=CY 2004 is from December 1, 2003 through November 30, 2004. The Year-Round data above is only through July of 2004. For complete data, an annual Water/Traffic report will be available in February of 2005.

Comment Card Summary - by FY

Service Averages: (Rated on a 5 point scale with 1 being the best)

Total Cards Received:	2347	Overall:	1.32
Parking Lot	1.3	Rest Rooms	1.4
Lobby	1.3	Grounds	1.3
		Picnic Facilities	1.37
		Sidewalks	1.3

Total times Accessories used/percent:

Rest Rooms	1484	63.23%	Phone	179	7.63%
Tourism Mat'ls	763	32.51%	Vending	392	16.70%
Picnic Area	207	8.82%	Pet Walk	127	5.41%
RV Station	3	0.13%	Weather	397	16.92%

Wisconsin's Rest Area Maintenance Program
Cost Summary - Table of Contents by Service Provider

FY 2004
prepared by RFW, Inc.

Service Provider

Barron County DDS	65
Black River Industries	70
Brooke Industries Inc.	75
Chippewa River Industries	77
Clark County Adult Development Services	84
Community Industries Corporation	86
Curative Care Network	162
Handishop Industries	106
Headwaters, Inc.	115
Highline Corporation	125
Holiday House of Manitowoc, Inc.	135
Indianhead Enterprises, Inc.	144
Kenosha Achievement Center Inc.	148
L.E. Phillips Career Development Center	153
Marquette Area Opportunities Inc.	159
N.E.W. Curative Rehabilitation Center	88
Northwoods Inc of Wisconsin	175
Opportunities Inc.	184
Polk County Adult Development Center	188
Riverfront, Inc.	192
St. Croix Industries	195
Superior Vocations Center, Inc.	199
Ventures Unlimited, Inc.	212
Vernon Area Rehabilitation Center	218
Vocational Industries, Inc.	239
Waukesha Training Center, Inc.	255
Waupaca County Industries, Inc.	263
Waushara Industries, Inc.	268

Wisconsin's Rest Area Maintenance Program

Cost Summary - Table of Contents by County then Site

FY 2004

prepared by RFW, Inc.

Ashland W-2 -Glidden STH 13 North of STH 77 2.5 mi (Glidden)	127	Douglas W-3 -Brule USH 2 west of STH 27 0.6 mi at Brule	201
Barron RA 34 - USH 53 1.6 mi S of STH "I" at Chetek (NB)	65	Douglas W-6 -Moose Junction STH 35 north of CTH M north of Moose Junction	201
Barron RA 33 - USH 53 2 mi N of New Auburn (SB)	65	Douglas RA 23 - USH 2 & 53 SB S limits of Superior	199
Barron W-1 -Cameron W of E Co. Line on USH 8	68	Douglas M-A - STH 1535 at Duluth-Superior Interstate Bridge	201
Barron W-2 -Turtle Lake 2.0 mi E of Turtle Lake on USH 8	68	Douglas M-B - STH 2 E of Bong Memorial Bridge	201
Bayfield W-4 -Iron River USH 2 1 mi East of CTH A (Iron River)	201	Dunn W-6 -Red Cedar River STH 64 west of CTH M on Red Cedar River	153
Bayfield W-6 -Port Wing STH 13 3.5 mi W of Port Wing	201	Dunn RA 61 - I-94 EB 1.5 mi E of STH 25	144
Bayfield W-10 -Cable USH 63 1.2 mi S of Cable	201	Dunn RA 62 - I-94 WB 2.5 mi W of CTH B	144
Brown W-3 -Brown 57 STH 57 south of CTH A	88	Dunn PR-1 - STH 29 and I-94 near Elk Mound	144
Brown SO-M - STH 57 0.2 mi north of Hwy A	88	Eau Claire W-4 -Caryville HWY 85 west of STH 37 1.0 mi	153
Brown SO-N - STH 57 0.3 mi north of CTH A	88	Fond du Lac SO-9 - USH 151 South of Hwy Q	75
Burnett W-8 -Elbow Lake STH 35 south of Siren 2.5 mi	201	Forest W-4 -Cavour USH 8 3.5 E of STH 139	115
Burnett SO-9 -Viola Lake SO STH 70 east of STH 35 5.0 mi (Viola Lake)	201	Grant TIC 106 - USH 61 & 151 at STH 11 Interchange	106
Burnett M-J - STH 70 .4 mi E of State Line	201	Iron RA 103 - USH 51 0.2 MI S of USH 2	125
Chippewa H-5 - STH 178 .5 mi N of N Jct. CTH "Y"	77	Iron W-5 -Manitowish Waters USH 51 west of east county line 1.6 mi	129
Chippewa W-8 -Holcombe STH 27 s. of n. County line on Holcombe Flowage	77	Iron SO-3 -Saxon USH 2 east of STH 122 1.8 mi	129
Chippewa W-9 -Bloomer STH 64 north of Bloomer 1.0 mi	153	Iron SO-7 - USH 2 west of STH 122 .05 mi	129
Chippewa W-11 -Cadot STH 27 north of STH 29 3.0 mi (Cadot)	153	Iron M-A - USH 2 at USH 51 Hurley Interchange	129
Chippewa W-13 -Pierside STH 178 south of Cornell 4.0 mi	77	Jackson RA 53 - I-94 EB 3 mi N of CTH O at Millston	100
Chippewa H-15 - STH 124 north of Chippewa Falls 3.0 mi	153	Jackson RA 54 - I-94 WB 6 mi N of CTH O at Millston	100
Chippewa H-16 -Old Abe STH 178 south of CTH TT	77	Jefferson W-3 -Ixonla STH 16 E. of CTH P (Rock River Bridge)	261
Clark T-3 - STH 73 north of Greenwood at the Poplar River brdg	84	Jefferson RA 13 - I -94 EB 1 mi E of STH 89	184
Columbia RA 11 - I-90/98/39 EB 0.5 mi S of Wisconsin River	175	Jefferson RA 14 - I-94 WB 3 mi W of STH 26	184
Columbia RA 12 - I-90/94/39 WB 0.6 mi S of Wisconsin River	175	Juneau W-2 -Camp Douglas USH 12 east of Camp Douglas 0.2 mi on CTH C	105
Dodge RA 63 - USH 41 SB 2.4 mi NW of E Co. Line	178	Juneau W-5 -Sprague STH 80 south of Sprague 1.0 mi	105
Dodge RA 64 - USH 41 NB 2.3 mi NW of E Co. Line	178	Juneau RA 9 - I 90/94 EB 5.3 E MI E of STH 82	94
		Juneau RA 10 - I 90/94 WB 6.2 mi E of STH 82	94

Wisconsin's Rest Area Maintenance Program

Cost Summary - Table of Contents by County then Site

FY 2004

prepared by RFW, Inc.

Kenosha RA 26, M, Vacant Lot - I 94 WB 1.6 mi N of State Line	148	Milwaukee IA-3 - Triangle of 68th Street, Hampton Ave, FondduLac Av	164
Kenosha H-5, M - STH 32 (NB) north of state line 2.9 mi	148	Milwaukee PR-10 -Holt Ave I-43/94 & West Holt Ave	164
Kenosha M-F - HWY 45 1.3 mi N of state line	148	Milwaukee PR-20A -College Ave I-94 & College Ave NE & SW (2 Lots)	164
Kenosha M-G - I-94 1.3 mi N of state line	148	Milwaukee PR-20B - IH 94 & College Ave NE & SW	164
La Crosse SO-B - STH 33 east of La Crosse (Bishop's View)	108	Milwaukee PR-30 -Ryan Rd I-94 & STH 100 (Ryan Rd)	164
La Crosse W-8 -Coon Valley USH 14 north of south county line 0.3 mi	108	Milwaukee PR-40 -Loomis Road I-894 (Airport Freeway) & STH 36 (Loomis Rd)	164
La Crosse RA 15 - I-90 EB at E Co. Line	97	Milwaukee PR-50 -Hales Corners I-43 & STH 100 (Hales Corners)	164
La Crosse RA 31, M - I-90 EB 1.4 mi E of State Line	192	Milwaukee PR-55 -State Fair I-94 & 76th Street (State Fair Grounds)	164
La Crosse M-F - USH 14, 16, 61 .3 MI East of State Line	192	Milwaukee PR-75 -Bayshore I-43 & Silver Springs Dr. at the Bayshore Shop Ctr	164
LaFayette Belmont Visitor Center - CTH G at the junction of USH 151, northwest of the Village of Belmont	103	Milwaukee L-83 - E. Layton Ave. to Whitnall	164
		Monroe W-1 -Angelo N. on STH 21 (Angelo)	108
Lincoln W-4 -8 & 51 Hwy 8 & 51 2.5 MI N of Tomahawk at JCT. CTH A	115	Monroe W-H -Monroe 27 STH 27 .8 mi S of I-90 (S. of Sparta)	108
Manitowoc RA 52 - I-43 NB 1.1 mi SE of N Co. Line	135	Monroe RA 16 - I-90 WB 1.2 mi E of West Co. Line	97
Manitowoc RA 51 - I-43 SB 1.1 mi SE of N Co. Line	135	Oneida W-10 -Monico USH 8 west of USH 45 (Monico)	115
Manitowoc W-4 -Lakeshore USH 42 Lakeshore - Manitowoc Two Rivers	138	Oneida W-13 -Three Lakes USH 45 2.0 mi S. of Three Lakes	115
Manitowoc W-10 -Millhome USH 32 & 57 2.8 MI E of Kiel, at Millhome	138	Polk W-1 -Polk 8 & 35 STH 35 at USH 8	188
Manitowoc S-J - Hwy 42 Lakeshore - Manitowoc to Two Rivers	138	Polk H-4 -Luck STH 35 at Luck	188
Manitowoc S-K - Hwy 42 Lakeshore - Manitowoc to Two Rivers	138	Polk M-B - AT ST. CROIX FALLS	188
Manitowoc S-L - Hwy 42 Lakeshore - Manitowoc to Two Rivers	138	Portage W-5 -Boulder Jct USH 10 .9 mi E of E JCT STH 34	86
Marquette RA 82 - I-39/51 NB 4 mi N of Westfield	159	Racine H-7 -Red Arrow STH 32 north of STH 31 0.3 mi	255
Marquette RA 81 - I-39/51 SB 0.5 mi S of N Co. Line	159	Rock RA 17 - I-90/39 EB 1.4 mi S of CTH M	239
Marquette RA 82 - I-39/51 NB 4 mi N of Westfield	181	Rock RA 22, M - I 90/39 WB 1 mi N of State Line	241
Marquette RA 81 - I-39/51 SB 0.5 mi S of N Co. Line	181	Rusk W-7 -Ingram USH 8 east of Ingram 1.6 mi	82
Milwaukee IA-1 - Triangle of STH 100 & STH 24 (Forest Ave)	164	St. Croix W-1 - STH 35 1 mi S of Houlton	197
Milwaukee IA-2 - Triangle of 76th St, Villard Ave, Fond du Lac Ave	164	St. Croix TIC 25 - I 94 EB at Hudson	195
		Taylor W-1 -Westboro STH 13 north of STH 102 1.5 mi	70

Wisconsin's Rest Area Maintenance Program

Cost Summary - Table of Contents by County then Site

FY 2004

prepared by RFW, Inc.

Taylor W-2 -Jump River STH 73 east of Jump River 0.3 mi	70	Walworth T-2 -Whitewater USH 12 south of Whitewater 3.0 mi	250
Taylor H-5 - STH 102 south of north county line 1.0 mi	70	Walworth RA 24 - USH 12 WB 1.0 N of State Line	244
Taylor W-6 -Gilman STH 64 east of Jct STH 73 1.0 mi	70	Walworth RA 35 - I-43 NB 3.5 NE of USH 12	246
Vernon S-1 - Hwy 35 2.0 mi S of Stoddard	218	Walworth RA 36 - I-43 SB 3.2 mi SW of STH 120	246
Vernon W-2 -Black Bottom Hwy 14 3 mi W of Readstown at CTh JJ	218	Walworth PR-10 - Hwy 12 & 67	250
Vernon H-3 - Hwy 14 .5 mi W of Coon Valley	218	Walworth PR-15 - Hwy 12 (Genoa City)	250
Vernon H-4 - Hwy 35 2.5 mi N of STH 82	218	Walworth M-A - USH 12 .8 mi N of State Line	250
Vernon W-6 -Viroqua Hwy 14 3 mi N of Viroqua	218	Walworth M-B - USH 14 .3 mi N of State Line	250
Vernon H-7 - Hwy 35 .3 mi S of STH 56 at Genoa	218	Washburn W-7 -Shell Lake USH 63 north of south county line 2.8 mi	212
Vernon H-8 - Hwy 33 .1 mi w of Hillsboro	218	Washburn H-8 -Spooner STH 70 east of Spooner 0.5 mi	212
Vernon H-9 - Hwy 14 & 61 .5 mi N of Viroqua at CTH BB	218	Washburn H-9 -Trego USH 63 at Trego	212
Vernon W-10 -Genoa Scenic Overlook Hwy 35 .3 mi s of STH 56 at Genoa	218	Washburn W-10 -Minong USH 53 south of STH 77 3.5 mi (Minong)	212
Vernon SO-11 - Hwy 35 .5 mi N of STH 82 at De Soto	218	Washburn W-4 -Springbrook USH 63 north of CTH M 2.2 mi	212
Vernon P-12 - 2.15 MI W OF CTH "N" AT WEST PRAIRIE	218	Waukesha PR-15 -Big Bend I-43 & STH 164 (Big Bend)	255
Vernon P-13 - AT JCT OF STH 82 AND ANDERSON RD	218	Waukesha PR-40 - I-94 & STH 164	255
Vernon P-14 - 1/2 MI S OF BAD AXE BRIDGE	218	Waukesha PR-50 -Golf Road I-94 & STH 83 at Golf Road	255
Vernon S-L - 1.1 MI S OF NORTH CO. LINE	218	Waukesha PR-65 -Hartland-Delafield STH 83 2 blocks south of STH 16	255
Vernon S-M - 1.8 MI S OF NORTH CO. LINE	218	Waupaca RA 101 -Marion USH 45 at E limits of Marion	263
Vernon S-N - 2.1 MI S OF NORTH CO. LINE	218	Waupaca W-6 -Sugar Bush USH 45 3.1 S of Jct STH's 22&76 (Bear Creek Corners)	265
Vernon S-P - 2.8 MI S OF NORTH CO. LINE	218	Waupaca W-7 -Royalton STH 54 1.2 mi E of Royalton	265
Vernon P-R - 1.6 MI N OF SOUTH CO. LINE	218	Waushara W-4 -Wautoma STH 22 2.0 mi S of Wautoma	268
Vernon P-S - 3.0 MI S OF STH 56	218	Waushara W-6 -Redgranite STH 21 1.6 mi W of Redgranite (Willow Creek)	268
Vilas W-3 -Diamond Lake USH 51 north of CTH N 3.0 mi (Diamond Lake)	129	Wood W-4 -Wood STH 13 & USH 10 S. of Marshfield	113
Vilas H-22 -Land-o-Lakes STH 32 & USH 45 south of state line	115		
Vilas W-23 -Eagle River STH 17 & 70 SW of Eagle River 1.0 mi	115		
Vilas W-29 -Land-o-Lakes USH 45 south of State line 1.5 mi	115		
Vilas W-31 -St. Germain STH 70 west of St. Germain 1.7 mi	115		

Wisconsin's Rest Area Maintenance Program
Cost Summary by CRP then by Site

FY 2004
 prepared by RFW, Inc.

Barron

RA 33 & 34

Barron County DDS

175 North Lake Street; Barron, WI 54812-9042
 Phone: (715) 537-5341 Fax: (715) 537-5608

Project ID Summary: 0003-02-47

CCLM	Facility Repair/Emergency Costs by Outside Vendor	Utility Costs
\$148,271.49	\$1,964.02	\$6,128.18

CCLM Overall Actual vs Budget Summary

YTD Actual \$148,271.49 **YTD Budget:** \$144,003.72 **Difference:** \$4,267.77 **Percent:** 102.96%

	<u>Actual Cost</u>	<u>% of Total Cost</u>		<u>Actual Cost</u>	<u>% of Total Cost</u>
Salaries	\$101,166.58	68.23%	Contractor Service Costs	\$6,476.40	4.37%
Benefits	\$16,183.10	10.91%	Site Liability Insurance	\$1,800.00	1.21%
Materials and Supplies	\$7,470.54	5.04%	Special Vendor Services	\$4,104.70	2.77%
Equipment Costs	\$584.83	0.39%	Miscellaneous Costs	\$12.15	0.01%
Vehicle Costs	\$10,473.19	7.06%			

CCLM Breakdown by Category

The cost breakdowns in the categories below are included in the overall totals above.

Materials and Supplies (Breakdown by Category)

Cleaning	\$1,234.24	16.52%
Paper/Other Consumables	\$2,718.94	36.40%
Building Repairs/Mtnce	\$1,739.64	23.29%
Grounds Repairs/Mtnce	\$863.80	11.56%
Tools	\$97.95	1.31%
Uniform	\$330.00	4.42%
Misc M/S	\$485.97	6.51%

Total **\$7,470.54** **100.00%**

Special Vendor Services (Breakdown by Category)

Trash:	\$673.82	Septic:	\$1,689.60
HVAC:	\$1,741.28	Portable Toilet:	\$0.00
Electrical:	\$0.00	Fire Extinguisher:	\$0.00
Plumbing:	\$0.00	Landscape:	\$0.00
Well:	\$0.00	Misc:	\$0.00

Total: \$4,104.70

Miscellaneous Costs (Breakdown by Category)

Communication:	\$0.00	Storage:	\$0.00	Other Miscellaneous	\$0.00
Water Testing:	\$12.15	Phone/Pager:	\$0.00	Total:	\$12.15

Other Costs Included In Project ID

The cost breakdowns in the categories below are NOT included in the overall totals above with the exception of the projects checked as being "extra work". Extra work projects are included in the overall totals.

Projects Summary

County	Sites	Project Description:	Extra Work	Preliminary \$	Final \$
Barron	RA 33 & 34	Services provided through Barron Co Hwy Dpt in FY 2004	<input type="checkbox"/>	\$1,964.02	\$1,964.02
Barron	RA 33 & 34	Replacement of Exhaust fan and Damper Assembly and relays at RA 33	<input checked="" type="checkbox"/>	\$1,500.00	\$1,741.28

Utilities (Breakdown by Category)

Site	Telephone	Gas	Electric	Trash	Water/Sewer	Total
Barron RA 34			\$2,825.87			\$2,825.87
Barron RA 33	\$964.69		\$2,337.62			\$3,302.31

Site Statistics - by County then by Site

Barron RA 34

Site No: **Hwy No:** **Side of Road:** **Mile Post:** **Maintained by:**

R-3-34 53 E 127+.34 RFW

Location: 1.6 mi S of CTH "I" at Chetek (NB)

Size Acres: 26.0 **Site Type:** Rest Area

Car Parking: 34	Flag Pole: 1	Scenic Overlook:
Truck Parking: 12	Info Board: WM	Historical Marker: 1
Standard Table: 6	Lighting: Y	Boat Landing:
Phy Hdcp Tables: 2	Water Supply: W	Welcome Sign:
Fire Grills: 3	Elect Fountain:	
Waste Recp: 8	Wastewater: S	
Recycle Bins: 21	Exhaust Fans:	
Telephone: Y	Lawcon:	



Special Remarks: "Pine was King" marker, vending machines.

Site History

Site Added to RAM Program: 1987

Site Notes: The enclosed lobby added in 1987. Rest area opened in 1973.

Site Schedule

Site Schedule: -

Work Schedule: SCHEDULE #1 - May 1 to September 15 plus New Year's Day, Good Friday and Easter Monday, Thanksgiving (Thursday and Friday), Deer Hunting Week, and Christmas Day. Friday, Saturday, Sunday and Monday: 6:30 a.m. - 8:30 p.m. Tuesday, Wednesday, and Thursday: 7:00 a.m. - 5:00 p.m. SCHEDULE #2 - September 15 to April 30, excluding the Schedule #1 days. 7 days per week: 7:30 a.m. - 4:00 p.m.

Inspection Summary by FY

Inspections Completed 21

Exterior, Entrances and Lobby:	94%
Rest Rooms - Men:	92%
Rest Rooms - Women:	97%
Storage and Mechanical Areas	99%
Grounds:	97%

Overall Site: **96.08%**

Traffic/Water Summary by CY

Annual Average Daily Traffic:

	<u>CY 2002</u>	<u>CY 2003</u>	<u>CY 2004</u>
Avg AADT:	333	331	338

Year-to-Date Average Water (in Gallons):

	<u>CY 2002</u>	<u>CY 2003</u>	<u>CY 2004</u>
YTD Avg:	23,420	23,775	24,573

Comment Card Summary - by FY

Total Cards Received: 71

Service Averages: (Rated on a 5 point scale with 1 being the best)

Parking Lot	1.31	Rest Rooms	1.67	Grounds	1.3	Overall: 1.46
Lobby	1.37	Picnic Facilities	1.34	Sidewalks	1.3	

Total times Accessories used/percent:

Rest Rooms	37	52.11%	Phone	6	8.45%
Tourism Mat'ls	19	26.76%	Vending	19	26.76%
Picnic Area	3	4.23%	Pet Walk	6	8.45%
Weather	10	14.08%			

Site Statistics - by County then by Site

Barron RA 33

Site No: R-3-33 **Hwy No:** 53 **Side of Road:** W **Mile Post:** 122+.5 **Maintained by:** RFW

Location: 2 mi N of New Auburn (SB)

Size Acres: 22.8 **Site Type:** Rest Area

Car Parking: 36	Flag Pole: 1	Scenic Overlook:
Truck Parking: 14	Info Board: WM	Historical Marker:
Standard Table: 4	Lighting: Y	Boat Landing:
Phy Hdcp Tables: 2	Water Supply: W	Welcome Sign:
Fire Grills: 4	Elect Fountain:	
Waste Recp: 6	Wastewater: S	
Recycle Bins: 21	Exhaust Fans:	
Telephone: Y	Lawcon:	



Special Remarks: Vending machines.

Site History

Site Added to RAM Program: 1987

Site Notes: The enclosed lobby added in 1987. Rest area opened in 1973.

Site Schedule

Site Schedule: -

Work Schedule: SCHEDULE #1 - May 1 to September 15 plus New Year's Day, Good Friday and Easter Monday, Thanksgiving (Thursday and Friday), Deer Hunting Week, and Christmas Day. Friday, Saturday, Sunday and Monday: 6:30 a.m. - 8:30 p.m. Tuesday, Wednesday, and Thursday: 7:00 a.m. - 5:00 p.m. SCHEDULE #2 - September 15 to April 30, excluding the Schedule #1 days. 7 days per week: 7:30 a.m. - 4:00 p.m.

Inspection Summary by FY

Inspections Completed 20

Exterior, Entrances and Lobby:	96%
Rest Rooms - Men:	97%
Rest Rooms - Women:	97%
Storage and Mechanical Areas	100%
Grounds:	96%

Overall Site: **97.29%**

Traffic/Water Summary by CY

Annual Average Daily Traffic:

	<u>CY 2002</u>	<u>CY 2003</u>	<u>CY 2004</u>
Avg AADT:	341	340	332

Year-to-Date Average Water (in Gallons):

	<u>CY 2002</u>	<u>CY 2003</u>	<u>CY 2004</u>
YTD Avg:	18,606	18,734	17,933

Comment Card Summary - by FY

Total Cards Received: 81

Service Averages: (Rated on a 5 point scale with 1 being the best)

Parking Lot	1.33	Rest Rooms	1.55	Grounds	1.3	Overall: 1.44
Lobby	1.44	Picnic Facilities	1.51	Sidewalks	1.3	

Total times Accessories used/percent:

Rest Rooms	37	45.68%	Phone	2	2.47%
Tourism Mat'ls	19	23.46%	Vending	14	17.28%
Picnic Area	4	4.94%	Pet Walk	4	4.94%
Weather	4	4.94%			

Wisconsin's Rest Area Maintenance Program
Cost Summary by CRP then by Site

FY 2004
 prepared by RFW, Inc.

Barron

W-1, W-2

Barron County DDS

175 North Lake Street; Barron, WI 54812-9042
 Phone: (715) 537-5341 Fax: (715) 537-5608

Project ID Summary: 0003-02-48

CCLM

Facility Repair/Emergency Costs by Outside Vendor

Utility Costs

\$16,018.35

\$364.31

CCLM Overall Actual vs Budget Summary

YTD Actual \$16,018.35 **YTD Budget:** \$18,004.12 **Difference:** (\$1,985.77) **Percent:** 88.97%

	<u>Actual Cost</u>	<u>% of Total Cost</u>		<u>Actual Cost</u>	<u>% of Total Cost</u>
Salaries	\$11,309.46	70.60%	Contractor Service Costs	\$570.08	3.56%
Benefits	\$2,026.13	12.65%	Site Liability Insurance	\$194.25	1.21%
Materials and Supplies	\$517.89	3.23%	Special Vendor Services	\$150.00	0.94%
Equipment Costs	\$0.00	0.00%	Miscellaneous Costs	\$12.15	0.08%
Vehicle Costs	\$1,238.39	7.73%			

CCLM Breakdown by Category

The cost breakdowns in the categories below are included in the overall totals above.

Materials and Supplies (Breakdown by Category)

Cleaning	\$498.31	96.22%
Paper/Other Consumables	\$0.00	0.00%
Building Repairs/Mtnce	\$0.00	0.00%
Grounds Repairs/Mtnce	\$19.58	3.78%
Tools	\$0.00	0.00%
Uniform	\$0.00	0.00%
Misc M/S	\$0.00	0.00%

Total **\$517.89** **100.00%**

Special Vendor Services (Breakdown by Category)

Trash:	\$0.00	Septic:	\$150.00
HVAC:	\$0.00	Portable Toilet:	\$0.00
Electrical:	\$0.00	Fire Extinguisher:	\$0.00
Plumbing:	\$0.00	Landscape:	\$0.00
Well:	\$0.00	Misc:	\$0.00

Total: \$150.00

Miscellaneous Costs (Breakdown by Category)

Communication:	\$0.00	Storage:	\$0.00	Other Miscellaneous	\$0.00
Water Testing:	\$12.15	Phone/Pager:	\$0.00	Total:	\$12.15

Other Costs Included In Project ID

The cost breakdowns in the categories below are NOT included in the overall totals above with the exception of the projects checked as being "extra work". Extra work projects are included in the overall totals.

Utilities (Breakdown by Category)

Site	Telephone	Gas	Electric	Trash	Water/Sewer	Total
Barron W-1			\$364.31			\$364.31

Site Statistics - by County then by Site

Barron W-1 Cameron

Site No: **Hwy No:** **Side of Road:** **Mile Post:** **Maintained by:**

W-3-1 8 N 67+.51 RFW

Location: 2.5 mi W of East Co. Line

Size Acres: 1.6 **Site Type:** Seasonal Site

Car Parking: 17	Flag Pole:	Scenic Overlook:
Truck Parking: 2	Info Board: LB	Historical Marker:
Standard Table: 3	Lighting: Y	Boat Landing:
Phy Hdcp Tables: 1	Water Supply: W	Welcome Sign:
Fire Grills: 4	Elect Fountain: Y	
Waste Recp: 2	Wastewater: V	
Recycle Bins: 6	Exhaust Fans:	
Telephone:	Lawcon:	



Special Remarks:

Site History

Site Added to RAM Program: 1988

Site Notes:

Inspection Summary by FY

Inspections Completed:	4
Rest Rooms - Men:	87.50%
Rest Rooms - Women:	100.00%
Well Shelter:	100.00%
Grounds:	100.00%
Overall Site:	96.88%

Site Schedule

Site Schedule: May 1 - November 30

Work Schedule: Site opening preparation will begin April 1 through April 30. General custodial cleaning duties (at all sites) three times per week (Saturday-Tuesday-Thursday). Sunday and Monday sites will be checked. Service every other day at each site.

Traffic/Water Summary by CY

Annual Average Daily Traffic:

	<u>CY 2002</u>	<u>CY 2003</u>	<u>CY 2004</u>
Avg AADT:		176	

Wisconsin's Rest Area Maintenance Program
Cost Summary by CRP then by Site

FY 2004
 prepared by RFW, Inc.

Taylor

W-1, W-2, W-6, H-5

Black River Industries

650 Jensen Drive; Medford, WI 54451-1665
 Phone: (715) 748-2950 Fax: (715) 748-6363

Project ID Summary: 0060-02-48

CCLM

Facility Repair/Emergency Costs by Outside Vendor

Utility Costs

\$29,947.11

\$439.04

CCLM Overall Actual vs Budget Summary

YTD Actual \$29,947.11 **YTD Budget:** \$30,659.18 **Difference:** (\$712.07) **Percent:** 97.68%

	<u>Actual Cost</u>	<u>% of Total Cost</u>		<u>Actual Cost</u>	<u>% of Total Cost</u>
Salaries	\$13,366.33	44.63%	Contractor Service Costs	\$4,000.00	13.36%
Benefits	\$1,871.28	6.25%	Site Liability Insurance	\$200.00	0.67%
Materials and Supplies	\$2,302.18	7.69%	Special Vendor Services	\$2,458.00	8.21%
Equipment Costs	\$2,912.01	9.72%	Miscellaneous Costs	\$399.70	1.33%
Vehicle Costs	\$2,437.61	8.14%			

CCLM Breakdown by Category

The cost breakdowns in the categories below are included in the overall totals above.

Materials and Supplies (Breakdown by Category)

Cleaning	\$695.21	30.20%
Paper/Other Consumables	\$392.27	17.04%
Building Repairs/Mtnce	\$758.54	32.95%
Grounds Repairs/Mtnce	\$58.66	2.55%
Tools	\$0.00	0.00%
Uniform	\$397.50	17.27%
Misc M/S	\$0.00	0.00%

Total **\$2,302.18** **100.00%**

Special Vendor Services (Breakdown by Category)

Trash:	\$240.00	Septic:	\$550.00
HVAC:	\$0.00	Portable Toilet:	\$0.00
Electrical:	\$0.00	Fire Extinguisher:	\$0.00
Plumbing:	\$0.00	Landscape:	\$0.00
Well:	\$0.00	Misc:	\$1,668.00

Total: \$2,458.00

Miscellaneous Costs (Breakdown by Category)

Communication:	\$0.00	Storage:	\$0.00	Other Miscellaneous	\$85.80
Water Testing:	\$73.90	Phone/Pager:	\$240.00	Total:	\$399.70

Other Costs Included In Project ID

The cost breakdowns in the categories below are NOT included in the overall totals above with the exception of the projects checked as being "extra work". Extra work projects are included in the overall totals.

Projects Summary

County	Sites	Project Description:	Extra Work	Preliminary \$	Final \$
Taylor	W-1 Westboro	Install T-111 Ceiling	<input checked="" type="checkbox"/>	\$550.00	\$550.00
Taylor	W-2 Jump River	Replace well shelter roof	<input checked="" type="checkbox"/>	\$1,500.00	\$1,118.00

Utilities (Breakdown by Category)

Site	Telephone	Gas	Electric	Trash	Water/Sewer	Total
Taylor W-1			\$439.04			\$439.04

Site Statistics - by County then by Site

Taylor W-1 Westboro

Site No: **Hwy No:** **Side of Road:** **Mile Post:** **Maintained by:**

W-60-1 13 E 175B+.21 RFW

Location: 1.5 mi N of STH 102

Size Acres: 2.5 **Site Type:** Seasonal Site

Car Parking:	26	Flag Pole:	Scenic Overlook:
Truck Parking:	3	Info Board:	1-L Historical Marker:
Standard Table:	3	Lighting:	Y Boat Landing:
Phy Hdcp Tables:	1	Water Supply:	W Welcome Sign:
Fire Grills:	4	Elect Fountain:	Y
Waste Recp:	3	Wastewater:	V
Recycle Bins:	6	Exhaust Fans:	Y
Telephone:		Lawcon:	



Special Remarks: Ice-Age Trail access East Lake segment. 1-LB and 1-SB.

Site History

Site Added to RAM Program: 1994

Site Notes:

Inspection Summary by FY

Inspections Completed:	5
Rest Rooms - Men:	98.00%
Rest Rooms - Women:	98.00%
Well Shelter:	100.00%
Grounds:	98.46%
Overall Site:	98.62%

Site Schedule

Site Schedule: May 1 - November 30

Work Schedule: Site opening preparation will begin April 1 through April 30. General custodial duties performed Monday, Wednesday and Friday.

Traffic/Water Summary by CY

Annual Average Daily Traffic:

	<u>CY 2002</u>	<u>CY 2003</u>	<u>CY 2004</u>
Avg AADT:	54		

Site Statistics - by County then by Site

Taylor W-2 Jump River

Site No: **Hwy No:** **Side of Road:** **Mile Post:** **Maintained by:**

W-60-2 73 W 299+.24 RFW

Location: 0.3 mi E of Jump River On Jump River

Size Acres: 4.9 **Site Type:** Seasonal Site

Car Parking: 12	Flag Pole:	Scenic Overlook:
Truck Parking:	Info Board: SB	Historical Marker:
Standard Table: 4	Lighting:	Boat Landing:
Phy Hdcp Tables: 1	Water Supply: W	Welcome Sign:
Fire Grills: 4	Elect Fountain:	
Waste Recp:	Wastewater: V	
Recycle Bins:	Exhaust Fans:	
Telephone:	Lawcon:	



Special Remarks:

Site History

Site Added to RAM Program: 1994

Site Notes:

Site Schedule

Site Schedule: May 1 - October 31

Work Schedule: Open Season May 1 through October 31. Site opening preparation will begin April 1 through April 30. General custodial duties performed Monday, Wednesday and Friday. Holidays or expected high usage weekends may require additional spot cleaning/checks if requested by the Department Area Supervisor.

Inspection Summary by FY

Inspections Completed:	3
Rest Rooms - Men:	90.00%
Rest Rooms - Women:	90.00%
Well Shelter:	93.33%
Grounds:	97.44%
Overall Site:	92.69%

Traffic/Water Summary by CY

Annual Average Daily Traffic:

	<u>CY 2002</u>	<u>CY 2003</u>	<u>CY 2004</u>
Avg AADT:	36		

Site Statistics - by County then by Site

Taylor H-5

Site No: H-60-5 **Hwy No:** 102 **Side of Road:** SE **Mile Post:** 15+00 **Maintained by:** RFW

Location: 1 mi S of North Co. Line

Size Acres: 0.5 **Site Type:** Seasonal Site

Car Parking:	Flag Pole:	Scenic Overlook:
Truck Parking:	Info Board:	Historical Marker: 1
Standard Table:	Lighting:	Boat Landing:
Phy Hdcp Tables:	Water Supply:	Welcome Sign:
Fire Grills:	Elect Fountain:	
Waste Recp:	Wastewater:	
Recycle Bins:	Exhaust Fans:	
Telephone:	Lawcon:	



Special Remarks: "Rustic Road" marker.

Site History

Site Added to RAM Program: 1994

Site Notes: HM "Rustic Road" Erected 1976.

Site Schedule

Site Schedule: May 1 - October 31

Work Schedule: Site opening preparation will begin April 1 through April 30. General custodial duties performed once per week or as needed.

Inspection Summary by FY

Traffic/Water Summary by CY

Annual Average Daily Traffic:

	<u>CY 2002</u>	<u>CY 2003</u>	<u>CY 2004</u>
Avg AADT:			

Site Statistics - by County then by Site

Taylor W-6 Gilman

Site No: W-60-6 **Hwy No:** 64 **Side of Road:** S **Mile Post:** 121K+1.1 **Maintained by:** RFW

Location: 1 mi E of jct. STH 73

Size Acres: 7.8 **Site Type:** Seasonal Site

Car Parking: 13	Flag Pole:	Scenic Overlook:
Truck Parking: 2	Info Board: SB	Historical Marker:
Standard Table: 4	Lighting:	Boat Landing:
Phy Hdcp Tables: 1	Water Supply: W	Welcome Sign:
Fire Grills: 3	Elect Fountain:	
Waste Recp:	Wastewater: V	
Recycle Bins:	Exhaust Fans:	
Telephone:	Lawcon:	



Special Remarks: Shelter for Ice Age Trail, 2nd info board.

Site History

Site Added to RAM Program: 1994

Site Notes:

Site Schedule

Site Schedule: May 1 - October 31

Work Schedule: Site opening preparation will begin April 1 through April 30. General custodial duties performed Monday, Wednesday and Friday. Holidays or expected high usage weekends may require additional spot cleaning/checks if requested by the Department Area Supervisor.

Inspection Summary by FY

Inspections Completed:	3
Rest Rooms - Men:	96.67%
Rest Rooms - Women:	96.67%
Well Shelter:	100.00%
Grounds:	100.00%
Overall Site:	98.33%

Traffic/Water Summary by CY

Annual Average Daily Traffic:

	<u>CY 2002</u>	<u>CY 2003</u>	<u>CY 2004</u>
Avg AADT:	50		

Wisconsin's Rest Area Maintenance Program
Cost Summary by CRP then by Site

FY 2004
 prepared by RFW, Inc.

Fond du Lac

S-9

Brooke Industries Inc.

1257 Industrial Parkway; Fond du Lac, WI 54937-
 Phone: (920) 924-3020 Fax: (920) 924-3039

Project ID Summary: 0020-02-48

CCLM

Facility Repair/Emergency Costs by Outside Vendor

Utility Costs

\$9,599.19

CCLM Overall Actual vs Budget Summary

YTD Actual \$9,599.19 YTD Budget: \$12,409.04 Difference: (\$2,809.85) Percent: 77.36%

	<u>Actual Cost</u>	<u>% of Total Cost</u>		<u>Actual Cost</u>	<u>% of Total Cost</u>
Salaries	\$3,610.29	37.61%	Contractor Service Costs	\$2,100.00	21.88%
Benefits	\$569.40	5.93%	Site Liability Insurance	\$528.71	5.51%
Materials and Supplies	\$144.21	1.50%	Special Vendor Services	\$389.13	4.05%
Equipment Costs	\$1,011.56	10.54%	Miscellaneous Costs	\$487.50	5.08%
Vehicle Costs	\$758.39	7.90%			

CCLM Breakdown by Category

The cost breakdowns in the categories below are included in the overall totals above.

Materials and Supplies (Breakdown by Category)

Cleaning	\$0.00	0.00%
Paper/Other Consumables	\$144.21	100.00%
Building Repairs/Mtnce	\$0.00	0.00%
Grounds Repairs/Mtnce	\$0.00	0.00%
Tools	\$0.00	0.00%
Uniform	\$0.00	0.00%
Misc M/S	\$0.00	0.00%

Total \$144.21 100.00%

Special Vendor Services (Breakdown by Category)

Trash:	\$389.13	Septic:	\$0.00
HVAC:	\$0.00	Portable Toilet:	\$0.00
Electrical:	\$0.00	Fire Extinguisher:	\$0.00
Plumbing:	\$0.00	Landscape:	\$0.00
Well:	\$0.00	Misc:	\$0.00

Total: \$389.13

Miscellaneous Costs (Breakdown by Category)

Communication:	\$0.00	Storage:	\$487.50	Other Miscellaneous	\$0.00
Water Testing:	\$0.00	Phone/Pager:	\$0.00	Total:	\$487.50

Other Costs Included In Project ID

The cost breakdowns in the categories below are NOT included in the overall totals above with the exception of the projects checked as being "extra work". Extra work projects are included in the overall totals.

Site Statistics - by County then by Site

Fond du Lac SO-9

Site No: S-20-9 **Hwy No:** 151 **Side of Road:** E **Mile Post:** 160+.02 **Maintained by:** RFW

Location: 1.7 mi S of CTH "Q"

Size Acres: 11.0 **Site Type:** Scenic Overlook

Car Parking:	23	Flag Pole:		Scenic Overlook:	1
Truck Parking:	7	Info Board:	SB	Historical Marker:	1
Standard Table:	7	Lighting:	Y	Boat Landing:	
Phy Hdcp Tables:	1	Water Supply:		Welcome Sign:	
Fire Grills:	8	Elect Fountain:			
Waste Recp:	7	Wastewater:			
Recycle Bins:	6	Exhaust Fans:			
Telephone:		Lawcon:	Y		



Special Remarks: "Edward S. Bragg" marker erected 1996.

Site History

Site Added to RAM Program: 1989

Site Notes:

Inspection Summary by FY

Inspections Completed:	4
Rest Rooms - Men:	100.00%
Rest Rooms - Women:	100.00%
Well Shelter:	85.00%
Grounds:	94.23%
Overall Site:	94.81%

Site Schedule

Site Schedule: May 1 - October 31

Work Schedule: Open Season May 1 through October 31. Site opening preparation will begin April 1 through April 30. General custodial duties performed Sunday, Monday, Tuesday, Wednesday, Thursday and Friday.

Traffic/Water Summary by CY

Annual Average Daily Traffic:

	<u>CY 2002</u>	<u>CY 2003</u>	<u>CY 2004</u>
Avg AADT:			

Wisconsin's Rest Area Maintenance Program
Cost Summary by CRP then by Site

FY 2004
 prepared by RFW, Inc.

Chippewa N

H-5, H-16, W-8, W-13

Chippewa River Industries

2050 County Road I; Chippewa Falls, WI 54729-
 Phone: (715) 726-7822 Fax: (715) 726-7939

Project ID Summary: 0009-02-48

CCLM

Facility Repair/Emergency Costs by Outside Vendor

Utility Costs

\$31,011.65

CCLM Overall Actual vs Budget Summary

YTD Actual \$31,011.65 YTD Budget: \$31,227.67 Difference: (\$216.02) Percent: 99.31%

	<u>Actual Cost</u>	<u>% of Total Cost</u>		<u>Actual Cost</u>	<u>% of Total Cost</u>
Salaries	\$14,124.05	45.54%	Contractor Service Costs	\$2,149.30	6.93%
Benefits	\$1,496.13	4.82%	Site Liability Insurance	\$394.87	1.27%
Materials and Supplies	\$3,036.54	9.79%	Special Vendor Services	\$3,224.65	10.40%
Equipment Costs	\$3,911.29	12.61%	Miscellaneous Costs	\$176.83	0.57%
Vehicle Costs	\$2,497.99	8.06%			

CCLM Breakdown by Category

The cost breakdowns in the categories below are included in the overall totals above.

Materials and Supplies (Breakdown by Category)

Cleaning	\$1,695.75	55.84%
Paper/Other Consumables	\$525.85	17.32%
Building Repairs/Mtnce	\$329.54	10.85%
Grounds Repairs/Mtnce	\$95.44	3.14%
Tools	\$6.31	0.21%
Uniform	\$370.49	12.20%
Misc M/S	\$13.16	0.43%

Total \$3,036.54 100.00%

Special Vendor Services (Breakdown by Category)

Trash:	\$145.15	Septic:	\$637.50
HVAC:	\$0.00	Portable Toilet:	\$0.00
Electrical:	\$0.00	Fire Extinguisher:	\$0.00
Plumbing:	\$0.00	Landscape:	\$0.00
Well:	\$0.00	Misc:	\$2,442.00

Total: \$3,224.65

Miscellaneous Costs (Breakdown by Category)

Communication:	\$0.00	Storage:	\$90.00	Other Miscellaneous	\$0.00
Water Testing:	\$6.83	Phone/Pager:	\$80.00	Total:	\$176.83

Other Costs Included In Project ID

The cost breakdowns in the categories below are NOT included in the overall totals above with the exception of the projects checked as being "extra work". Extra work projects are included in the overall totals.

Projects Summary

County	Sites	Project Description:	Extra Work	Preliminary \$	Final \$
Chippewa	W-13 Pierside	Install salvaged doors and frames	<input checked="" type="checkbox"/>	\$1,264.00	\$1,264.00
Chippewa	W-13 Pierside	Roof replacement on restroom (skylights and turbine fans)	<input checked="" type="checkbox"/>	\$1,178.00	\$1,178.00

Site Statistics - by County then by Site

Chippewa H-5

Site No: H-9-5 **Hwy No:** 178 **Side of Road:** E **Mile Post:** 14+.32 **Maintained by:** RFW

Location: 0.5 mi N of N Jct. CTH "Y"

Size Acres: 6.0 **Site Type:** Seasonal Site

Car Parking: 10	Flag Pole:	Scenic Overlook:
Truck Parking:	Info Board:	Historical Marker: 2
Standard Table: 3	Lighting:	Boat Landing:
Phy Hdcp Tables:	Water Supply:	Welcome Sign:
Fire Grills: 3	Elect Fountain:	
Waste Recp:	Wastewater:	
Recycle Bins:	Exhaust Fans:	
Telephone:	Lawcon:	



Special Remarks: "Old Abe" and "War Eagle" markers, NSP Wildflower Trail.

Site History

Site Added to RAM Program: 1992

Site Notes: HM "Old Abe, The War Eagle--Erected 1954.

Site Schedule

Site Schedule: May 1 - October 31

Work Schedule: Site opening preparation will begin April 1 through April 30. General custodial duties performed once per week or as necessary.

Inspection Summary by FY

Traffic/Water Summary by CY

Annual Average Daily Traffic:

	<u>CY 2002</u>	<u>CY 2003</u>	<u>CY 2004</u>
Avg AADT:			

Site Statistics - by County then by Site

Chippewa W-8 Holcombe

Site No: **Hwy No:** **Side of Road:** **Mile Post:** **Maintained by:**

W-9-8 27 E 279+00 RFW

Location: 0.5 mi S of N Co. Line (on Holcomb Flowage)

Size Acres: 1.7 **Site Type:** Seasonal Site

Car Parking:	12	Flag Pole:	Scenic Overlook:	
Truck Parking:		Info Board:	LB	Historical Marker:
Standard Table:	4	Lighting:	Boat Landing:	1
Phy Hdcp Tables:	1	Water Supply:	W	Welcome Sign:
Fire Grills:	3	Elect Fountain:		
Waste Recp:	1	Wastewater:	V	
Recycle Bins:	6	Exhaust Fans:		
Telephone:		Lawcon:		



Special Remarks:

Site History

Site Added to RAM Program: 1992

Site Notes:

Inspection Summary by FY

Inspections Completed:	3
Rest Rooms - Men:	100.00%
Rest Rooms - Women:	100.00%
Well Shelter:	100.00%
Grounds:	97.44%
Overall Site:	99.36%

Site Schedule

Site Schedule: May 1 - October 31

Work Schedule: Site opening preparation will begin April 1 through April 30. General custodial duties performed Monday, Wednesday and Friday.

Traffic/Water Summary by CY

Annual Average Daily Traffic:

	<u>CY 2002</u>	<u>CY 2003</u>	<u>CY 2004</u>
Avg AADT:		78	

Site Statistics - by County then by Site

Chippewa W-13 Pierside

Site No: **Hwy No:** **Side of Road:** **Mile Post:** **Maintained by:**

W-9-13 178 E 21+.62 RFW

Location: 4.0 mi S of Cornell

Size Acres: 3.2 **Site Type:** Seasonal Site

Car Parking: 10	Flag Pole:	Scenic Overlook:
Truck Parking:	Info Board: LB	Historical Marker:
Standard Table: 2	Lighting:	Boat Landing: 1
Phy Hdcp Tables: 1	Water Supply: W	Welcome Sign:
Fire Grills: 3	Elect Fountain:	
Waste Recp: 1	Wastewater: V	
Recycle Bins: 6	Exhaust Fans:	
Telephone:	Lawcon: Y	



Special Remarks: Handicapped fishing pier installed by Jim Falls Hydroelectric Plant.

Site History

Site Added to RAM Program: 1992

Site Notes:

Site Schedule

Site Schedule: May 1 - October 31

Work Schedule: Site opening preparation will begin April 1 through April 30. General custodial duties performed Monday, Wednesday and Friday.

Inspection Summary by FY

Inspections Completed: 3

Rest Rooms - Men: 96.67%

Rest Rooms - Women: 96.67%

Well Shelter: 100.00%

Grounds: 100.00%

Overall Site: 98.33%

Traffic/Water Summary by CY

Site Statistics - by County then by Site

Chippewa H-16 Old Abe

Site No: H-9-16 **Hwy No:** 178 **Side of Road:** W **Mile Post:** **Maintained by:** RFW

Location: just S of CTH "TT"

Size Acres: 0.3 **Site Type:** Seasonal Site

Car Parking:	Flag Pole:	Scenic Overlook:
Truck Parking:	Info Board:	Historical Marker: 1
Standard Table:	Lighting:	Boat Landing:
Phy Hdcp Tables:	Water Supply:	Welcome Sign:
Fire Grills:	Elect Fountain:	
Waste Recp:	Wastewater:	
Recycle Bins:	Exhaust Fans:	
Telephone:	Lawcon:	



Special Remarks: "The Cobban Bridge" marker.

Site History

Site Added to RAM Program: 1992

Site Notes: HM "The Cobban Bridge" Erected 1986.

Site Schedule

Site Schedule: May 1 - October 31

Work Schedule: Site opening preparation will begin April 1 through April 30. General custodial duties performed once per week or as necessary.

Inspection Summary by FY

Inspections Completed:	3
Rest Rooms - Men:	100.00%
Rest Rooms - Women:	100.00%
Well Shelter:	100.00%
Grounds:	100.00%
Overall Site:	100.00%

Traffic/Water Summary by CY

Annual Average Daily Traffic:

	<u>CY 2002</u>	<u>CY 2003</u>	<u>CY 2004</u>
Avg AADT:			

Wisconsin's Rest Area Maintenance Program
Cost Summary by CRP then by Site

FY 2004
 prepared by RFW, Inc.

Rusk

W-7

Chippewa River Industries

2050 County Road I; Chippewa Falls, WI 54729-
 Phone: (715) 726-7822 Fax: (715) 726-7939

Project ID Summary: 0054-02-48

CCLM

Facility Repair/Emergency Costs by Outside Vendor

Utility Costs

\$20,769.04

CCLM Overall Actual vs Budget Summary

YTD Actual \$20,769.04 YTD Budget: \$20,814.99 Difference: (\$45.95) Percent: 99.78%

	<u>Actual Cost</u>	<u>% of Total Cost</u>		<u>Actual Cost</u>	<u>% of Total Cost</u>
Salaries	\$10,450.35	50.32%	Contractor Service Costs	\$1,936.00	9.32%
Benefits	\$1,138.64	5.48%	Site Liability Insurance	\$0.00	0.00%
Materials and Supplies	\$1,827.64	8.80%	Special Vendor Services	\$402.27	1.94%
Equipment Costs	\$2,392.04	11.52%	Miscellaneous Costs	\$176.83	0.85%
Vehicle Costs	\$2,445.27	11.77%			

CCLM Breakdown by Category

The cost breakdowns in the categories below are included in the overall totals above.

Materials and Supplies (Breakdown by Category)

Cleaning	\$823.07	45.03%
Paper/Other Consumables	\$221.50	12.12%
Building Repairs/Mtnce	\$212.18	11.61%
Grounds Repairs/Mtnce	\$60.40	3.30%
Tools	\$60.39	3.30%
Uniform	\$444.85	24.34%
Misc M/S	\$5.25	0.29%

Total \$1,827.64 100.00%

Special Vendor Services (Breakdown by Category)

Trash:	\$89.77	Septic:	\$312.50
HVAC:	\$0.00	Portable Toilet:	\$0.00
Electrical:	\$0.00	Fire Extinguisher:	\$0.00
Plumbing:	\$0.00	Landscape:	\$0.00
Well:	\$0.00	Misc:	\$0.00

Total: \$402.27

Miscellaneous Costs (Breakdown by Category)

Communication:	\$0.00	Storage:	\$90.00	Other Miscellaneous	\$0.00
Water Testing:	\$6.83	Phone/Pager:	\$80.00	Total:	\$176.83

Other Costs Included In Project ID

The cost breakdowns in the categories below are NOT included in the overall totals above with the exception of the projects checked as being "extra work". Extra work projects are included in the overall totals.

Site Statistics - by County then by Site

Rusk W-7 Ingram

Site No: **Hwy No:** **Side of Road:** **Mile Post:** **Maintained by:**

W-54-7 8 S 117+.64 RFW

Location: 1.6 mi E of Ingram

Size Acres: 5.0 **Site Type:** Seasonal Site

Car Parking:	25	Flag Pole:		Scenic Overlook:	
Truck Parking:	5	Info Board:	SB	Historical Marker:	
Standard Table:	3	Lighting:		Boat Landing:	
Phy Hdcp Tables:	2	Water Supply:	W	Welcome Sign:	
Fire Grills:	5	Elect Fountain:			
Waste Recp:	1	Wastewater:	V		
Recycle Bins:	6	Exhaust Fans:			
Telephone:		Lawcon:			



Special Remarks:

Site History

Site Added to RAM Program: 1986

Site Notes: Rusk County sites were transferred from Westlake Enterprises to Chippewa Co. Development Center August 1996.

Site Schedule

Site Schedule: May 1 - November 30

Work Schedule: Open Season May 1 through November 30. Site opening preparation will begin April 1 through April 30. General custodial duties performed Monday, Wednesday and Friday.

Inspection Summary by FY

Inspections Completed:	4
Rest Rooms - Men:	100.00%
Rest Rooms - Women:	100.00%
Well Shelter:	100.00%
Grounds:	96.15%
Overall Site:	99.04%

Traffic/Water Summary by CY

Annual Average Daily Traffic:

	<u>CY 2002</u>	<u>CY 2003</u>	<u>CY 2004</u>
Avg AADT:			

Wisconsin's Rest Area Maintenance Program
Cost Summary by CRP then by Site

FY 2004
 prepared by RFW, Inc.

Clark

T-3

Clark County Adult Development Services

302 South Jones Street; Greenwood, WI 54437-9358
 Phone: (715) 267-7228 Fax: (715) 267-3125

Project ID Summary: 0010-02-48

CCLM

Facility Repair/Emergency Costs by Outside Vendor

Utility Costs

\$2,625.42

CCLM Overall Actual vs Budget Summary

YTD Actual \$2,625.42 **YTD Budget:** \$3,041.84 **Difference:** (\$416.42) **Percent:** 86.31%

	<u>Actual Cost</u>	<u>% of Total Cost</u>		<u>Actual Cost</u>	<u>% of Total Cost</u>
Salaries	\$1,120.82	42.69%	Contractor Service Costs	\$410.06	15.62%
Benefits	\$358.00	13.64%	Site Liability Insurance	\$139.16	5.30%
Materials and Supplies	\$15.97	0.61%	Special Vendor Services	\$0.00	0.00%
Equipment Costs	\$106.50	4.06%	Miscellaneous Costs	\$0.00	0.00%
Vehicle Costs	\$474.91	18.09%			

CCLM Breakdown by Category

The cost breakdowns in the categories below are included in the overall totals above.

Materials and Supplies (Breakdown by Category)

Cleaning	\$0.00	0.00%
Paper/Other Consumables	\$0.00	0.00%
Building Repairs/Mtnce	\$0.00	0.00%
Grounds Repairs/Mtnce	\$15.97	100.00%
Tools	\$0.00	0.00%
Uniform	\$0.00	0.00%
Misc M/S	\$0.00	0.00%

Total **\$15.97** **100.00%**

Special Vendor Services (Breakdown by Category)

Trash:	\$0.00	Septic:	\$0.00
HVAC:	\$0.00	Portable Toilet:	\$0.00
Electrical:	\$0.00	Fire Extinguisher:	\$0.00
Plumbing:	\$0.00	Landscape:	\$0.00
Well:	\$0.00	Misc:	\$0.00

Total: \$0.00

Miscellaneous Costs (Breakdown by Category)

Communication:	\$0.00	Storage:	\$0.00	Other Miscellaneous	\$0.00
Water Testing:	\$0.00	Phone/Pager:	\$0.00	Total:	\$0.00

Other Costs Included In Project ID

The cost breakdowns in the categories below are NOT included in the overall totals above with the exception of the projects checked as being "extra work". Extra work projects are included in the overall totals.

Site Statistics - by County then by Site

Clark T-3

Site No: **Hwy No:** **Side of Road:** **Mile Post:** **Maintained by:**

T-10-3 73 W 259+.52 RFW

Location: Poplar R. Bridge N of Greenwood

Size Acres: 1.8 **Site Type:** Seasonal Site

Car Parking:	12	Flag Pole:	Scenic Overlook:
Truck Parking:		Info Board:	Historical Marker:
Standard Table:	1	Lighting:	Boat Landing: 1
Phy Hdcp Tables:		Water Supply:	Welcome Sign:
Fire Grills:	1	Elect Fountain:	
Waste Recp:		Wastewater:	
Recycle Bins:		Exhaust Fans:	
Telephone:		Lawcon:	



Special Remarks: Canoe landing. Shelter over table.

Site History

Site Added to RAM Program: 1991

Site Notes:

Site Schedule

Site Schedule: May 1 - October 31

Work Schedule: Site opening preparation will begin April 1 through April 30. General custodial duties performed Monday, Wednesday, and Friday.

Inspection Summary by FY

Inspections Completed: 2

Rest Rooms - Men: 100.00%

Rest Rooms - Women: 100.00%

Well Shelter: 100.00%

Grounds: 100.00%

Overall Site: 100.00%

Traffic/Water Summary by CY

Annual Average Daily Traffic:

	<u>CY 2002</u>	<u>CY 2003</u>	<u>CY 2004</u>
Avg AADT:			

Wisconsin's Rest Area Maintenance Program
Cost Summary by CRP then by Site

FY 2004
 prepared by RFW, Inc.

Portage

W-5

Community Industries Corporation

1 Parkridge Drive/Hwy 10; Stevens Point, WI 54481-4436
 Phone: (715) 344-4563 Fax: (715) 344-4250

Project ID Summary: 0049-02-48

CCLM

Facility Repair/Emergency Costs by Outside Vendor

Utility Costs

\$7,747.05

CCLM Overall Actual vs Budget Summary

YTD Actual \$7,747.05 **YTD Budget:** \$7,747.05 **Difference:** \$0.00 **Percent:** 100.00%

	<u>Actual Cost</u>	<u>% of Total Cost</u>		<u>Actual Cost</u>	<u>% of Total Cost</u>
Salaries	\$4,127.22	53.27%	Contractor Service Costs	\$1,008.41	13.02%
Benefits	\$1,019.13	13.16%	Site Liability Insurance	\$193.71	2.50%
Materials and Supplies	\$138.65	1.79%	Special Vendor Services	\$300.00	3.87%
Equipment Costs	\$238.60	3.08%	Miscellaneous Costs	\$250.80	3.24%
Vehicle Costs	\$470.53	6.07%			

CCLM Breakdown by Category

The cost breakdowns in the categories below are included in the overall totals above.

Materials and Supplies (Breakdown by Category)

Cleaning	\$27.25	19.65%
Paper/Other Consumables	\$32.00	23.08%
Building Repairs/Mtnce	\$10.28	7.41%
Grounds Repairs/Mtnce	\$0.94	0.68%
Tools	\$9.99	7.21%
Uniform	\$38.00	27.41%
Misc M/S	\$20.19	14.56%

Total **\$138.65** **100.00%**

Special Vendor Services (Breakdown by Category)

Trash:	\$300.00	Septic:	\$0.00
HVAC:	\$0.00	Portable Toilet:	\$0.00
Electrical:	\$0.00	Fire Extinguisher:	\$0.00
Plumbing:	\$0.00	Landscape:	\$0.00
Well:	\$0.00	Misc:	\$0.00

Total: \$300.00

Miscellaneous Costs (Breakdown by Category)

Communication:	\$0.00	Storage:	\$0.00	Other Miscellaneous	\$114.95
Water Testing:	\$0.00	Phone/Pager:	\$135.85	Total:	\$250.80

Other Costs Included In Project ID

The cost breakdowns in the categories below are NOT included in the overall totals above with the exception of the projects checked as being "extra work". Extra work projects are included in the overall totals.

Site Statistics - by County then by Site

Portage W-5 Boulder Jct

Site No: **Hwy No:** **Side of Road:** **Mile Post:** **Maintained by:**

W-49-5 10 N 214+.38 RFW

Location: 0.9 mi E of E Jct. STH 34

Size Acres: 1.4 **Site Type:** Seasonal Site

Car Parking: 7	Flag Pole:	Scenic Overlook:
Truck Parking:	Info Board: SB	Historical Marker:
Standard Table: 4	Lighting: Y	Boat Landing:
Phy Hdcp Tables:	Water Supply: W	Welcome Sign:
Fire Grills: 3	Elect Fountain:	
Waste Recp: 4	Wastewater: V	
Recycle Bins: 6	Exhaust Fans: Y	
Telephone:	Lawcon:	



Special Remarks: Closed.

Site History

Site Added to RAM Program: 2001

Site Notes: Fall 2003 - Site to be removed from the RAM Program and demolished.

Site Schedule

Site Schedule: May 1 - October 31

Work Schedule: Site opening preparation will begin April 1 through April 30. General custodial duties performed Monday, Friday and as needed on Holidays.

Inspection Summary by FY

Inspections Completed:	3
Rest Rooms - Men:	100.00%
Rest Rooms - Women:	100.00%
Well Shelter:	100.00%
Grounds:	100.00%
Overall Site:	100.00%

Traffic/Water Summary by CY

Annual Average Daily Traffic:

	<u>CY 2002</u>	<u>CY 2003</u>	<u>CY 2004</u>
Avg AADT:	179		

Wisconsin's Rest Area Maintenance Program
Cost Summary by CRP then by Site

FY 2004
 prepared by RFW, Inc.

Brown

W-3, SO-M,SO-N

N.E.W. Curative Rehabilitation Center

2900 Curry Lane; Green Bay, WI 54308-5857
 Phone: (920) 468-9129 Fax: (920) 468-7851

Project ID Summary: 0005-02-48

CCLM

Facility Repair/Emergency Costs by Outside Vendor

Utility Costs

\$11,519.99

CCLM Overall Actual vs Budget Summary

YTD Actual \$11,519.99 YTD Budget: \$11,519.99 Difference: \$0.00 Percent: 100.00%

	<u>Actual Cost</u>	<u>% of Total Cost</u>		<u>Actual Cost</u>	<u>% of Total Cost</u>
Salaries	\$3,901.47	33.87%	Contractor Service Costs	\$1,885.00	16.36%
Benefits	\$833.32	7.23%	Site Liability Insurance	\$19.70	0.17%
Materials and Supplies	\$822.45	7.14%	Special Vendor Services	\$0.00	0.00%
Equipment Costs	\$322.74	2.80%	Miscellaneous Costs	\$247.60	2.15%
Vehicle Costs	\$3,487.71	30.28%			

CCLM Breakdown by Category

The cost breakdowns in the categories below are included in the overall totals above.

Materials and Supplies (Breakdown by Category)

Cleaning	\$555.86	67.59%
Paper/Other Consumables	\$115.01	13.98%
Building Repairs/Mtnce	\$0.00	0.00%
Grounds Repairs/Mtnce	\$0.00	0.00%
Tools	\$0.00	0.00%
Uniform	\$0.00	0.00%
Misc M/S	\$151.58	18.43%

Total \$822.45 100.00%

Special Vendor Services (Breakdown by Category)

Trash:	\$0.00	Septic:	\$0.00
HVAC:	\$0.00	Portable Toilet:	\$0.00
Electrical:	\$0.00	Fire Extinguisher:	\$0.00
Plumbing:	\$0.00	Landscape:	\$0.00
Well:	\$0.00	Misc:	\$0.00

Total: \$0.00

Miscellaneous Costs (Breakdown by Category)

Communication:	\$0.00	Storage:	\$0.00	Other Miscellaneous	\$0.00
Water Testing:	\$0.00	Phone/Pager:	\$247.60	Total:	\$247.60

Other Costs Included In Project ID

The cost breakdowns in the categories below are NOT included in the overall totals above with the exception of the projects checked as being "extra work". Extra work projects are included in the overall totals.

Site Statistics - by County then by Site

Brown W-3 Brown 57

Site No: **Hwy No:** **Side of Road:** **Mile Post:** **Maintained by:**

W-5-3 57 W 136+.86 RFW

Location: just S of CTH "A"

Size Acres: 2.0 **Site Type:** Seasonal Site

Car Parking: 17	Flag Pole:	Scenic Overlook:
Truck Parking:	Info Board: LB	Historical Marker: 1
Standard Table: 4	Lighting:	Boat Landing:
Phy Hdcp Tables: 2	Water Supply: W	Welcome Sign:
Fire Grills:	Elect Fountain:	
Waste Recp:	Wastewater: V	
Recycle Bins: 6	Exhaust Fans:	
Telephone:	Lawcon:	



Special Remarks: "Red Banks" marker, Statue of Nicolet.

Site History

Site Added to RAM Program: 1994

Site Notes: Site to close or transfer at end of 2003 season.

Site Schedule

Site Schedule: May 1 - October 31

Work Schedule: Site opening preparation April 1 through April 30. General Custodial Duties performed 7 days per week including holidays (Saturdays, Sundays, and holidays would only require 2-4 hours per day to spot check all sites).

Inspection Summary by FY

Inspections Completed:	3
Rest Rooms - Men:	83.33%
Rest Rooms - Women:	86.67%
Well Shelter:	86.67%
Grounds:	94.87%
Overall Site:	87.88%

Traffic/Water Summary by CY

Annual Average Daily Traffic:

	<u>CY 2002</u>	<u>CY 2003</u>	<u>CY 2004</u>
Avg AADT:		112	

Site Statistics - by County then by Site

Brown SO-M

Site No: **Hwy No:** **Side of Road:** **Mile Post:** **Maintained by:**
 S-5-M 57 W 137+.08 RFW

Location: 0.2 mi N of CTH "A"

Size Acres: **Site Type:** Seasonal Site

Car Parking:	Flag Pole:	Scenic Overlook: 1
Truck Parking:	Info Board:	Historical Marker:
Standard Table:	Lighting:	Boat Landing:
Phy Hdcp Tables:	Water Supply:	Welcome Sign:
Fire Grills:	Elect Fountain:	
Waste Recp:	Wastewater:	
Recycle Bins:	Exhaust Fans:	
Telephone:	Lawcon:	



Special Remarks:

Site History

Site Added to RAM Program: 1994

Site Notes: Site to close at end of 2003 season.

Site Schedule

Site Schedule: May 1 - October 31

Work Schedule: Site opening preparation April 1 through April 30. General Custodial Duties performed 7 days per week including holidays (Saturdays, Sundays, and holidays would only require 2-4 hours per day to spot check all sites).

Inspection Summary by FY

Inspections Completed:	3
Rest Rooms - Men:	100.00%
Rest Rooms - Women:	100.00%
Well Shelter:	100.00%
Grounds:	97.44%
Overall Site:	99.36%

Traffic/Water Summary by CY

Site Statistics - by County then by Site

Brown SO-N

Site No: S-5-N **Hwy No:** 57 **Side of Road:** W **Mile Post:** 137+.17 **Maintained by:** RFW

Location: 0.3 mi N of CTH "A"

Size Acres: **Site Type:** Seasonal Site

Car Parking:	Flag Pole:	Scenic Overlook: 1
Truck Parking:	Info Board:	Historical Marker:
Standard Table:	Lighting:	Boat Landing:
Phy Hdcp Tables:	Water Supply:	Welcome Sign:
Fire Grills:	Elect Fountain:	
Waste Recp:	Wastewater:	
Recycle Bins:	Exhaust Fans:	
Telephone:	Lawcon:	



Special Remarks:

Site History

Site Added to RAM Program: 1994

Site Notes: Site to close at end of 2003 season.

Site Schedule

Site Schedule: May 1 - October 31

Work Schedule: Site opening preparation April 1 through April 30. General Custodial Duties performed 7 days per week including holidays (Saturdays, Sundays, and holidays would only require 2-4 hours per day to spot check all sites).

Inspection Summary by FY

Inspections Completed:	3
Rest Rooms - Men:	100.00%
Rest Rooms - Women:	100.00%
Well Shelter:	100.00%
Grounds:	97.44%
Overall Site:	99.36%

Traffic/Water Summary by CY

Wisconsin's Rest Area Maintenance Program
Cost Summary by CRP then by Site

FY 2004
 prepared by RFW, Inc.

Grant

TIC 106

Handishop Industries

1411 North Superior Avenue; Tomah, WI 54660-1131
 Phone: (608) 372-3289 Fax: (608) 372-0770

Project ID Summary: 0022-02-46

CCLM

Facility Repair/Emergency Costs by Outside Vendor

Utility Costs

\$123,991.77

\$17,592.31

CCLM Overall Actual vs Budget Summary

YTD Actual \$123,991.77 **YTD Budget:** \$124,508.04 **Difference:** (\$516.27) **Percent:** 99.59%

	<u>Actual Cost</u>	<u>% of Total Cost</u>		<u>Actual Cost</u>	<u>% of Total Cost</u>
Salaries	\$75,784.54	61.12%	Contractor Service Costs	\$15,552.00	12.54%
Benefits	\$13,503.56	10.89%	Site Liability Insurance	\$686.01	0.55%
Materials and Supplies	\$10,164.33	8.20%	Special Vendor Services	\$1,630.95	1.32%
Equipment Costs	\$1,938.78	1.56%	Miscellaneous Costs	\$0.00	0.00%
Vehicle Costs	\$4,731.60	3.82%			

CCLM Breakdown by Category

The cost breakdowns in the categories below are included in the overall totals above.

Materials and Supplies (Breakdown by Category)

Cleaning	\$1,032.41	10.16%
Paper/Other Consumables	\$6,699.33	65.91%
Building Repairs/Mtnce	\$1,742.31	17.14%
Grounds Repairs/Mtnce	\$529.93	5.21%
Tools	\$36.82	0.36%
Uniform	\$0.00	0.00%
Misc M/S	\$123.53	1.22%

Total **\$10,164.33** **100.00%**

Special Vendor Services (Breakdown by Category)

Trash:	\$0.00	Septic:	\$625.00
HVAC:	\$626.38	Portable Toilet:	\$0.00
Electrical:	\$75.65	Fire Extinguisher:	\$0.00
Plumbing:	\$0.00	Landscape:	\$0.00
Well:	\$0.00	Misc:	\$303.92

Total: \$1,630.95

Miscellaneous Costs (Breakdown by Category)

Communication:	\$0.00	Storage:	\$0.00	Other Miscellaneous	\$0.00
Water Testing:	\$0.00	Phone/Pager:	\$0.00	Total:	\$0.00

Other Costs Included In Project ID

The cost breakdowns in the categories below are NOT included in the overall totals above with the exception of the projects checked as being "extra work". Extra work projects are included in the overall totals.

Projects Summary

County	Sites	Project Description:	Extra Work	Preliminary \$	Final \$
Grant	TIC 106	DTN Relocation to Lobby Kiosk	<input checked="" type="checkbox"/>	\$1,000.00	\$280.00

Utilities (Breakdown by Category)

Site	Telephone	Gas	Electric	Trash	Water/Sewer	Total
Grant TIC 106	\$574.51	\$3,099.83	\$13,917.97			\$17,592.31

Site Statistics - by County then by Site

Grant TIC 106

Site No: I-22-106 **Hwy No:** 61&151 **Side of Road:** W **Mile Post:** **Maintained by:** RFW

Location: at STH 11 Interchange

Size Acres: 25.0 **Site Type:** Tourist Information Center

Car Parking: 29	Flag Pole: 1	Scenic Overlook:
Truck Parking: 18	Info Board: WM	Historical Marker:
Standard Table: 4	Lighting: Y	Boat Landing:
Phy Hdcp Tables: 2	Water Supply: W	Welcome Sign:
Fire Grills:	Elect Fountain: Y	
Waste Recp: 6	Wastewater: M	
Recycle Bins: 19	Exhaust Fans:	
Telephone: Y	Lawcon:	



Special Remarks:

Site History

Site Added to RAM Program: 1993

Site Notes: Rest area opened in 1993.

Site Schedule

Site Schedule: -

Work Schedule: SCHEDULE #1 - May 1 to September 15: 7 days per week: 7:00 a.m. through 5:00 p.m. Friday, Saturday & Sunday: 5:00 p.m. through 9:00 p.m. as needed on holiday weekends and special event weekends. SCHEDULE #2 - September 16 to May 14: 7 days per week: 7:00 a.m. through 3:00 p.m. Friday, Saturday & Sunday: 3:00 p.m. through 7:00 p.m. as needed on holiday weekends and special event weekends.

Inspection Summary by FY

Inspections Completed 9

Exterior, Entrances and Lobby:	100%
Rest Rooms - Men:	100%
Rest Rooms - Women:	100%
Storage and Mechanical Areas	100%
Grounds:	98%
Overall Site:	99.56%

Traffic/Water Summary by CY

Annual Average Daily Traffic:

	<u>CY 2002</u>	<u>CY 2003</u>	<u>CY 2004</u>
Avg AADT:	318	329	300

Year-to-Date Average Water (in Gallons):

	<u>CY 2002</u>	<u>CY 2003</u>	<u>CY 2004</u>
YTD Avg:	39,483	55,517	25,342

Comment Card Summary - by FY

Total Cards Received: 81

Total times Accessories used/percent:

Service Averages: (Rated on a 5 point scale with 1 being the best

Parking Lot	1.32	Rest Rooms	1.33	Grounds	1.2	Overall: 1.19
Lobby	1.18	Picnic Facilities	1.33	Sidewalks	1.2	

Rest Rooms	53	65.43%	Phone	2	2.47%
Tourism Mat'ls	38	46.91%	Vending	10	12.35%
Picnic Area	8	9.88%	Pet Walk	3	3.70%
Weather	8	9.88%			

Wisconsin's Rest Area Maintenance Program
Cost Summary by CRP then by Site

FY 2004
 prepared by RFW, Inc.

Juneau

RA 9 & 10

Handishop Industries

1411 North Superior Avenue; Tomah, WI 54660-1131
 Phone: (608) 372-3289 Fax: (608) 372-0770

Project ID Summary: 0029-02-47

CCLM

Facility Repair/Emergency Costs by Outside Vendor

Utility Costs

\$345,617.57

\$38,740.08

CCLM Overall Actual vs Budget Summary

YTD Actual \$345,617.57 YTD Budget: \$353,964.28 Difference: (\$8,346.71) Percent: 97.64%

	<u>Actual Cost</u>	<u>% of Total Cost</u>		<u>Actual Cost</u>	<u>% of Total Cost</u>
Salaries	\$161,188.20	46.64%	Contractor Service Costs	\$65,928.00	19.08%
Benefits	\$34,041.25	9.85%	Site Liability Insurance	\$1,979.90	0.57%
Materials and Supplies	\$36,758.67	10.64%	Special Vendor Services	\$16,347.09	4.73%
Equipment Costs	\$8,939.72	2.59%	Miscellaneous Costs	\$107.22	0.03%
Vehicle Costs	\$20,327.52	5.88%			

CCLM Breakdown by Category

The cost breakdowns in the categories below are included in the overall totals above.

Materials and Supplies (Breakdown by Category)

Cleaning	\$4,125.61	11.22%
Paper/Other Consumables	\$21,352.28	58.09%
Building Repairs/Mtnce	\$7,153.83	19.46%
Grounds Repairs/Mtnce	\$2,398.50	6.52%
Tools	\$303.82	0.83%
Uniform	\$1,353.11	3.68%
Misc M/S	\$71.52	0.19%

Total \$36,758.67 100.00%

Special Vendor Services (Breakdown by Category)

Trash:	\$0.00	Septic:	\$1,350.00
HVAC:	\$710.90	Portable Toilet:	\$0.00
Electrical:	\$8,092.16	Fire Extinguisher:	\$150.83
Plumbing:	\$4,587.20	Landscape:	\$0.00
Well:	\$0.00	Misc:	\$1,456.00

Total: \$16,347.09

Miscellaneous Costs (Breakdown by Category)

Communication:	\$0.00	Storage:	\$0.00	Other Miscellaneous	\$0.00
Water Testing:	\$0.00	Phone/Pager:	\$107.22	Total:	\$107.22

Other Costs Included In Project ID

The cost breakdowns in the categories below are NOT included in the overall totals above with the exception of the projects checked as being "extra work". Extra work projects are included in the overall totals.

Projects Summary

County	Sites	Project Description:	Extra Work	Preliminary \$	Final \$
Juneau	RA 10	Replace Water Heater -- Emergency	<input checked="" type="checkbox"/>	\$1,500.00	\$1,192.27
Juneau	RA 9 / 10	Replace front door H/C air line and deadbolt lock	<input checked="" type="checkbox"/>	\$617.00	\$617.00
Juneau	RA 10	Replace well pump bearings and impellor	<input checked="" type="checkbox"/>	\$956.40	\$956.40
Juneau	RA 9 & 10	Electrical service upgrade - Amp boxes	<input checked="" type="checkbox"/>	\$4,662.39	\$4,662.39

Utilities (Breakdown by Category)

Site	Telephone	Gas	Electric	Trash	Water/Sewer	Total
Juneau RA 9	\$135.53	\$4,464.05	\$14,517.60	\$3,227.75		\$22,344.93
Juneau RA 10	\$333.87		\$16,061.28			\$16,395.15

Site Statistics - by County then by Site

Juneau RA 9

Site No: Hwy No: Side of Road: Mile Post: Maintained by:

R-29-9 I90-94 SW 74G+.36 RFW

Location: 5.3 mi E of STH 82 (EB)

Size Acres: 12.1 **Site Type:** Rest Area

Car Parking: 54	Flag Pole: 1	Scenic Overlook:
Truck Parking: 23	Info Board: WM	Historical Marker: 2
Standard Table: 8	Lighting: Y	Boat Landing:
Phy Hdcp Tables: 4	Water Supply: W	Welcome Sign:
Fire Grills:	Elect Fountain:	
Waste Recp: 25	Wastewater: S	
Recycle Bins: 28	Exhaust Fans: Y	
Telephone: Y	Lawcon:	



Special Remarks: "Wisconsin River" and The "Iron Brigade" markers, vending machines, DTN on restroom building.

Site History

Site Added to RAM Program: 1987

Site Notes: New building and enlarged site opened in 1992. Original rest area opened in 1964.

Site Schedule

Site Schedule: -

Work Schedule: SCHEDULE #1 - May 1 to October 31 plus New Year's Day, Good Friday and Easter Monday, Thanksgiving (Thursday and Friday), Deer Hunting Week, and Christmas Day. 7 days per week: 6:30 a.m. through 10:30 p.m.

SCHEDULE #2 - November 1 to April 30, excluding the Schedule #1 days. Monday - Thursday and Saturday: 7:00 a.m. through 9:00 p.m. (possibly overlapping shifts), Friday and Sunday: 6:30 a.m. through 10:30 p.m.

Inspection Summary by FY

Inspections Completed 9

Exterior, Entrances and Lobby:	97%
Rest Rooms - Men:	97%
Rest Rooms - Women:	100%
Storage and Mechanical Areas	100%
Grounds:	96%

Overall Site: **98.10%**

Traffic/Water Summary by CY

Annual Average Daily Traffic:

	<u>CY 2002</u>	<u>CY 2003</u>	<u>CY 2004</u>
Avg AADT:	1,089	1,061	1,057

Year-to-Date Average Water (in Gallons):

	<u>CY 2002</u>	<u>CY 2003</u>	<u>CY 2004</u>
YTD Avg:	60,292	74,475	38,129

Comment Card Summary - by FY

Total Cards Received: 39

Service Averages: (Rated on a 5 point scale with 1 being the best)

Parking Lot	1.43	Rest Rooms	1.31	Grounds	1.5	Overall:
Lobby	1.31	Picnic Facilities	1.62	Sidewalks	1.6	

Total times Accessories used/percent:

Rest Rooms	29	74.36%	Phone	4	10.26%
Tourism Mat'ls	11	28.21%	Vending	7	17.95%
Picnic Area	3	7.69%	Pet Walk	0	0.00%
Weather	11	28.21%			

Site Statistics - by County then by Site

Juneau RA 10

Site No: Hwy No: Side of Road: Mile Post: Maintained by:

R-29-10 I90-94 NE 75K+.08 RFW

Location: 6.2 mi E of STH 82 (WB)

Size Acres: 10.9 **Site Type:** Rest Area

Car Parking: 76	Flag Pole: 2	Scenic Overlook:
Truck Parking: 25	Info Board: WM	Historical Marker: 1
Standard Table: 10	Lighting: Y	Boat Landing:
Phy Hdcp Tables: 2	Water Supply: W	Welcome Sign:
Fire Grills:	Elect Fountain:	
Waste Recp: 23	Wastewater: S	
Recycle Bins: 28	Exhaust Fans: Y	
Telephone: Y	Lawcon:	



Special Remarks: "Sand Counties - Aldo Leopold" Territory marker, utility bldg., vending machines, DTN on restroom building.

Site History

Site Added to RAM Program: 1987

Site Notes: New building and enlarged site opened in 1992. Original rest area opened in 1964.

Site Schedule

Site Schedule: -

Work Schedule: SCHEDULE #1 - May 1 to October 31 plus New Year's Day, Good Friday and Easter Monday, Thanksgiving (Thursday and Friday), Deer Hunting Week, and Christmas Day. 7 days per week: 6:30 a.m. through 10:30 p.m.

SCHEDULE #2 - November 1 to April 30, excluding the Schedule #1 days. Monday - Thursday and Saturday: 7:00 a.m. through 9:00 p.m. (possibly overlapping shifts), Friday and Sunday: 6:30 a.m. through 10:30 p.m.

Inspection Summary by FY

Inspections Completed 9

Exterior, Entrances and Lobby:	94%
Rest Rooms - Men:	94%
Rest Rooms - Women:	99%
Storage and Mechanical Areas	100%
Grounds:	96%

Overall Site: **96.42%**

Traffic/Water Summary by CY

Annual Average Daily Traffic:

	<u>CY 2002</u>	<u>CY 2003</u>	<u>CY 2004</u>
Avg AADT:	1,208	1,214	1,198

Year-to-Date Average Water (in Gallons):

	<u>CY 2002</u>	<u>CY 2003</u>	<u>CY 2004</u>
YTD Avg:	57,000	56,783	57,183

Comment Card Summary - by FY

Total Cards Received: 34

Service Averages: (Rated on a 5 point scale with 1 being the best)

Parking Lot	1.19	Rest Rooms	1.26	Grounds	1.2	Overall:
Lobby	1.19	Picnic Facilities	1.38	Sidewalks	1.2	

Total times Accessories used/percent:

Rest Rooms	22	64.71%	Phone	5	14.71%
Tourism Mat'ls	10	29.41%	Vending	9	26.47%
Picnic Area	2	5.88%	Pet Walk	1	2.94%
Weather	4	11.76%			

Wisconsin's Rest Area Maintenance Program
Cost Summary by CRP then by Site

FY 2004
 prepared by RFW, Inc.

Monroe/LaCrosse

RA 15 & 16

Handishop Industries

1411 North Superior Avenue; Tomah, WI 54660-1131
 Phone: (608) 372-3289 Fax: (608) 372-0770

Project ID Summary: 0041-02-47

CCLM	Facility Repair/Emergency Costs by Outside Vendor	Utility Costs
\$143,683.87	\$2,104.99	\$12,209.81

CCLM Overall Actual vs Budget Summary

YTD Actual \$143,683.87	YTD Budget: \$139,286.48	Difference: \$4,397.39	Percent: 103.16%
--------------------------------	---------------------------------	-------------------------------	-------------------------

	<u>Actual Cost</u>	<u>% of Total Cost</u>		<u>Actual Cost</u>	<u>% of Total Cost</u>
Salaries	\$70,598.80	49.13%	Contractor Service Costs	\$26,076.00	18.15%
Benefits	\$9,445.37	6.57%	Site Liability Insurance	\$779.10	0.54%
Materials and Supplies	\$14,719.20	10.24%	Special Vendor Services	\$1,813.06	1.26%
Equipment Costs	\$3,440.99	2.39%	Miscellaneous Costs	\$128.29	0.09%
Vehicle Costs	\$16,683.06	11.61%			

CCLM Breakdown by Category

The cost breakdowns in the categories below are included in the overall totals above.

Materials and Supplies (Breakdown by Category)

Cleaning	\$892.33	6.06%
Paper/Other Consumables	\$11,566.85	78.58%
Building Repairs/Mtnce	\$765.23	5.20%
Grounds Repairs/Mtnce	\$858.37	5.83%
Tools	\$166.84	1.13%
Uniform	\$139.11	0.95%
Misc M/S	\$330.47	2.25%

Total \$14,719.20 100.00%

Special Vendor Services (Breakdown by Category)

Trash:	\$508.31	Septic:	\$0.00
HVAC:	\$367.00	Portable Toilet:	\$680.00
Electrical:	\$0.00	Fire Extinguisher:	\$257.75
Plumbing:	\$0.00	Landscape:	\$0.00
Well:	\$0.00	Misc:	\$0.00

Total: \$1,813.06

Miscellaneous Costs (Breakdown by Category)

Communication:	\$0.00	Storage:	\$0.00	Other Miscellaneous	\$0.00
Water Testing:	\$0.00	Phone/Pager:	\$128.29	Total:	\$128.29

Other Costs Included In Project ID

The cost breakdowns in the categories below are NOT included in the overall totals above with the exception of the projects checked as being "extra work". Extra work projects are included in the overall totals.

Projects Summary

County	Sites	Project Description:	Extra Work	Preliminary \$	Final \$
LaCrosse & Monroe	RA 15 & 16	Services provided through LaCrosse & Monroe Co Hwy Depts in FY 2004	<input type="checkbox"/>	\$2,104.99	\$2,104.99
Monroe	RA 16	Place gravel pad for dumpsters	<input checked="" type="checkbox"/>	\$500.00	\$0.00

Utilities (Breakdown by Category)

Site	Telephone	Gas	Electric	Trash	Water/Sewer	Total
La Crosse RA 15			\$2,946.56			\$2,946.56
Monroe RA 16	\$500.13	\$2,825.31	\$3,250.81	\$2,687.00		\$9,263.25

Site Statistics - by County then by Site

La Crosse RA 15

Site No: R-32-15 **Hwy No:** I90 **Side of Road:** S **Mile Post:** 20D+.27 **Maintained by:** RFW

Location: at East Co. Line (EB)

Size Acres: 26.0 **Site Type:** Rest Area

Car Parking: 49	Flag Pole: 1	Scenic Overlook:
Truck Parking: 20	Info Board: SH	Historical Marker: 1
Standard Table: 6	Lighting: Y	Boat Landing:
Phy Hdcp Tables: 1	Water Supply: W	Welcome Sign:
Fire Grills:	Elect Fountain:	
Waste Recp: 8	Wastewater: S	
Recycle Bins: 22	Exhaust Fans: Y	
Telephone: Y	Lawcon:	



Special Remarks: "Driftless Area" marker, vending machines.

Site History

Site Added to RAM Program: 1990

Site Notes: Rest area closed for highway construction July - October 2001. Rest area opened in 1969.

Site Schedule

Site Schedule: -

Work Schedule: SCHEDULE #1 - Summer - Memorial Day to Labor Day. 7 days per week - 6:30 a.m. to 4:30 p.m. Friday - 4:30 p.m. to 7:30 p.m. Extended hours on holidays and deer hunting as necessary. SCHEDULE #2 - Winter - September thru May. 7 days per week - 7:00 a.m. to 3:00 p.m. Friday - 4:30 p.m. to 7:30 p.m.

Inspection Summary by FY

Inspections Completed 12

Exterior, Entrances and Lobby:	99%
Rest Rooms - Men:	98%
Rest Rooms - Women:	99%
Storage and Mechanical Areas	100%
Grounds:	97%
Overall Site:	98.49%

Traffic/Water Summary by CY

Annual Average Daily Traffic:

	<u>CY 2002</u>	<u>CY 2003</u>	<u>CY 2004</u>
Avg AADT:	403	740	

Year-to-Date Average Water (in Gallons):

	<u>CY 2002</u>	<u>CY 2003</u>	<u>CY 2004</u>
YTD Avg:	29,542	31,208	31,775

Site Statistics - by County then by Site

Monroe RA 16

Site No: R-41-16 **Hwy No:** I90 **Side of Road:** N **Mile Post:** 21K+.13 **Maintained by:** RFW

Location: 1.2 mi E of West Co. Line (WB)

Size Acres: 32.0 **Site Type:** Rest Area

Car Parking: 42	Flag Pole: 1	Scenic Overlook:
Truck Parking: 20	Info Board: SH	Historical Marker: 1
Standard Table: 11	Lighting: Y	Boat Landing:
Phy Hdcp Tables: 2	Water Supply: W	Welcome Sign:
Fire Grills:	Elect Fountain:	
Waste Recp: 8	Wastewater: S	
Recycle Bins: 22	Exhaust Fans: Y	
Telephone: Y	Lawcon:	



Special Remarks: "Coulee Country" marker, utility building, vending building.

Site History

Site Added to RAM Program: 1990

Site Notes: Rest area closed for highway construction July - October 2001. Rest area opened in 1969.

Site Schedule

Site Schedule: -

Work Schedule: SCHEDULE #1 - Summer - Memorial Day to Labor Day. 7 days per week - 6:30 a.m. to 4:30 p.m.

Friday - 4:30 p.m. to 7:30 p.m. Extended hours on holidays and deer hunting as necessary. SCHEDULE #2 - Winter - September thru May. 7 days per week - 7:00 a.m. to 3:00 p.m., Friday - 4:30 p.m. to 7:30 p.m.

Inspection Summary by FY

Inspections Completed 11

Exterior, Entrances and Lobby:	95%
Rest Rooms - Men:	94%
Rest Rooms - Women:	98%
Storage and Mechanical Areas	100%
Grounds:	96%
Overall Site:	96.64%

Traffic/Water Summary by CY

Annual Average Daily Traffic:

	<u>CY 2002</u>	<u>CY 2003</u>	<u>CY 2004</u>
Avg AADT:	596	1,117	

Year-to-Date Average Water (in Gallons):

	<u>CY 2002</u>	<u>CY 2003</u>	<u>CY 2004</u>
YTD Avg:	56,667	66,458	61,975

Wisconsin's Rest Area Maintenance Program
Cost Summary by CRP then by Site

FY 2004
 prepared by RFW, Inc.

Jackson

RA 53 & 54

Handishop Industries

1411 North Superior Avenue; Tomah, WI 54660-1131
 Phone: (608) 372-3289 Fax: (608) 372-0770

Project ID Summary: 0027-02-47

CCLM

Facility Repair/Emergency Costs by Outside Vendor

Utility Costs

\$343,164.80

\$51,979.73

CCLM Overall Actual vs Budget Summary

YTD Actual \$343,164.80 **YTD Budget:** \$343,238.52 **Difference:** (\$73.72) **Percent:** 99.98%

	<u>Actual Cost</u>	<u>% of Total Cost</u>		<u>Actual Cost</u>	<u>% of Total Cost</u>
Salaries	\$157,161.40	45.80%	Contractor Service Costs	\$63,600.00	18.53%
Benefits	\$37,695.34	10.98%	Site Liability Insurance	\$1,919.91	0.56%
Materials and Supplies	\$36,905.46	10.75%	Special Vendor Services	\$8,499.42	2.48%
Equipment Costs	\$8,809.41	2.57%	Miscellaneous Costs	\$107.52	0.03%
Vehicle Costs	\$28,466.34	8.30%			

CCLM Breakdown by Category

The cost breakdowns in the categories below are included in the overall totals above.

Materials and Supplies (Breakdown by Category)

Cleaning	\$2,758.95	7.48%
Paper/Other Consumables	\$21,933.48	59.43%
Building Repairs/Mtnce	\$9,161.06	24.82%
Grounds Repairs/Mtnce	\$2,537.32	6.88%
Tools	\$100.96	0.27%
Uniform	\$201.25	0.55%
Misc M/S	\$212.44	0.58%

Total **\$36,905.46** **100.00%**

Special Vendor Services (Breakdown by Category)

Trash:	\$425.21	Septic:	\$6,547.52
HVAC:	\$655.95	Portable Toilet:	\$0.00
Electrical:	\$0.00	Fire Extinguisher:	\$459.44
Plumbing:	\$0.00	Landscape:	\$0.00
Well:	\$0.00	Misc:	\$411.30

Total: \$8,499.42

Miscellaneous Costs (Breakdown by Category)

Communication:	\$0.00	Storage:	\$0.00	Other Miscellaneous	\$0.00
Water Testing:	\$0.00	Phone/Pager:	\$107.52	Total:	\$107.52

Other Costs Included In Project ID

The cost breakdowns in the categories below are NOT included in the overall totals above with the exception of the projects checked as being "extra work". Extra work projects are included in the overall totals.

Utilities (Breakdown by Category)

Site	Telephone	Gas	Electric	Trash	Water/Sewer	Total
Jackson RA 53	\$435.12	\$15,102.01	\$14,337.90	\$7,193.76		\$37,068.79
Jackson RA 54	\$426.06		\$14,484.88			\$14,910.94

Site Statistics - by County then by Site

Jackson RA 53

Site No: **Hwy No:** **Side of Road:** **Mile Post:** **Maintained by:**

R-27-53 I94 W 124 RFW

Location: 6.2 mi E of STH 54 at B.R. Falls

Size Acres: 80.0 **Site Type:** Rest Area

Car Parking:	1E	Flag Pole:	2	Scenic Overlook:	
Truck Parking:	41	Info Board:	WM	Historical Marker:	2
Standard Table:	17	Lighting:	Y	Boat Landing:	
Phy Hdcp Tables:	6	Water Supply:	W	Welcome Sign:	
Fire Grills:		Elect Fountain:			
Waste Recp:	38	Wastewater:	S		
Recycle Bins:	35	Exhaust Fans:			
Telephone:	Y	Lawcon:			



Special Remarks: "Winnebago Indians" and "Wisconsin's Invisible Industry" markers, utility building, vending machines.

Site History

Site Added to RAM Program: 1999

Site Notes:

Site Schedule

Site Schedule: -

Work Schedule: SCHEDULE #1 - May 1 to October 31 plus New Year's Day, Good Friday and Easter Monday, Thanksgiving (Thursday and Friday), Deer Hunting Week, and Christmas Day. 7 days per week: 6:00 a.m. through 10:00 p.m.

SCHEDULE #2 - November 1 to April 30, excluding the Schedule #1 days. Monday - Thursday and Saturday: 6:00 a.m. through 9:00 p.m. (possibly overlapping shifts), Friday and Sunday: 6:00 a.m. through 9:00 p.m.

Inspection Summary by FY

Inspections Completed 11

Exterior, Entrances and Lobby:	97%
Rest Rooms - Men:	91%
Rest Rooms - Women:	97%
Storage and Mechanical Areas	100%
Grounds:	96%

Overall Site: **96.19%**

Traffic/Water Summary by CY

Annual Average Daily Traffic:

	<u>CY 2002</u>	<u>CY 2003</u>	<u>CY 2004</u>
Avg AADT:	1,040	1,038	1,031

Year-to-Date Average Water (in Gallons):

	<u>CY 2002</u>	<u>CY 2003</u>	<u>CY 2004</u>
YTD Avg:	111,613	118,519	109,725

Comment Card Summary - by FY

Total Cards Received: 30

Service Averages: (Rated on a 5 point scale with 1 being the best)

Parking Lot	1.24	Rest Rooms	1.43	Grounds	1.1	Overall: 1.31
Lobby	1.61	Picnic Facilities	1.22	Sidewalks	1.2	

Total times Accessories used/percent:

Rest Rooms	20	66.67%	Phone	4	13.33%
Tourism Mat'ls	4	13.33%	Vending	5	16.67%
Picnic Area	3	10.00%	Pet Walk	1	3.33%
Weather	6	20.00%			

Site Statistics - by County then by Site

Jackson RA 54

Site No: **Hwy No:** **Side of Road:** **Mile Post:** **Maintained by:**

R-27-54 I94 E 121 RFW

Location: 6 mi W of CTH "O" at Millston (Bell Mound)(WB)

Size Acres: 210.0 **Site Type:** Rest Area

Car Parking:	1E	Flag Pole:	2	Scenic Overlook:	1
Truck Parking:	43	Info Board:	WM	Historical Marker:	3
Standard Table:	17	Lighting:	Y	Boat Landing:	
Phy Hdcp Tables:	6	Water Supply:	W	Welcome Sign:	
Fire Grills:		Elect Fountain:			
Waste Recp:	25	Wastewater:	S		
Recycle Bins:	43	Exhaust Fans:			
Telephone:	Y	Lawcon:			



Special Remarks: "Black River Valley", "Highground Veterans Memorial", and "The Passenger Pigeon" markers, Law Enforcement Tribute, utility building, vending machines, hiking trail.

Site History

Site Added to RAM Program: 1998

Site Notes:

Site Schedule

Site Schedule: May 1 - October 31

Work Schedule: SCHEDULE #1 - May 1 to October 31 plus New Year's Day, Good Friday and Easter Monday, Thanksgiving (Thursday and Friday), Deer Hunting Week, and Christmas Day. 7 days per week: 6:00 a.m. through 10:00 p.m.

SCHEDULE #2 - November 1 to April 30, excluding the Schedule #1 days. Monday - Thursday and Saturday: 7:00 a.m. through 9:00 p.m. (possibly overlapping shifts), Friday and Sunday: 6:00 a.m. through 9:00 p.m.

Inspection Summary by FY

Inspections Completed 9

Exterior, Entrances and Lobby:	97%
Rest Rooms - Men:	94%
Rest Rooms - Women:	94%
Storage and Mechanical Areas	100%
Grounds:	97%

Overall Site: **96.58%**

Traffic/Water Summary by CY

Annual Average Daily Traffic:

	<u>CY 2002</u>	<u>CY 2003</u>	<u>CY 2004</u>
Avg AADT:	1,103	1,104	1,093

Year-to-Date Average Water (in Gallons):

	<u>CY 2002</u>	<u>CY 2003</u>	<u>CY 2004</u>
YTD Avg:	114,838	123,144	121,181

Comment Card Summary - by FY

Total Cards Received: 40

Service Averages: (Rated on a 5 point scale with 1 being the best)

Parking Lot	1.21	Rest Rooms	1.18	Grounds	1.1	Overall: 1.18
Lobby	1.31	Picnic Facilities	1.29	Sidewalks	1.3	

Total times Accessories used/percent:

Rest Rooms	33	82.50%	Phone	5	12.50%
Tourism Mat'ls	8	20.00%	Vending	8	20.00%
Picnic Area	3	7.50%	Pet Walk	2	5.00%
Weather	10	25.00%			

Wisconsin's Rest Area Maintenance Program
Cost Summary by CRP then by Site

FY 2004
 prepared by RFW, Inc.

LaFayette

Belmont Visitor Center

Handishop Industries

1411 North Superior Avenue; Tomah, WI 54660-1131
 Phone: (608) 372-3289 Fax: (608) 372-0770

Project ID Summary: 0033-02-47

CCLM **Facility Repair/Emergency Costs by Outside Vendor** **Utility Costs**
 \$8,720.07

CCLM Overall Actual vs Budget Summary

YTD Actual \$8,720.07 **YTD Budget:** \$6,590.40 **Difference:** \$2,129.67 **Percent:** 132.31%

	<u>Actual Cost</u>	<u>% of Total Cost</u>		<u>Actual Cost</u>	<u>% of Total Cost</u>
Salaries	\$3,584.42	41.11%	Contractor Service Costs	\$900.00	10.32%
Benefits	\$474.12	5.44%	Site Liability Insurance	\$36.86	0.42%
Materials and Supplies	\$1,173.87	13.46%	Special Vendor Services	\$0.00	0.00%
Equipment Costs	\$871.13	9.99%	Miscellaneous Costs	\$1,529.97	17.55%
Vehicle Costs	\$149.70	1.72%			

CCLM Breakdown by Category

The cost breakdowns in the categories below are included in the overall totals above.

Materials and Supplies (Breakdown by Category)

Cleaning	\$51.03	4.35%
Paper/Other Consumables	\$129.46	11.03%
Building Repairs/Mtnce	\$605.73	51.60%
Grounds Repairs/Mtnce	\$151.79	12.93%
Tools	\$37.20	3.17%
Uniform	\$120.70	10.28%
Misc M/S	\$77.96	6.64%
Total	\$1,173.87	100.00%

Special Vendor Services (Breakdown by Category)

Trash:	\$0.00	Septic:	\$0.00
HVAC:	\$0.00	Portable Toilet:	\$0.00
Electrical:	\$0.00	Fire Extinguisher:	\$0.00
Plumbing:	\$0.00	Landscape:	\$0.00
Well:	\$0.00	Misc:	\$0.00

Total: \$0.00

Miscellaneous Costs (Breakdown by Category)

Communication:	\$0.00	Storage:	\$1,529.97	Other Miscellaneous	\$0.00
Water Testing:	\$0.00	Phone/Pager:	\$0.00	Total:	\$1,529.97

Other Costs Included In Project ID

The cost breakdowns in the categories below are NOT included in the overall totals above with the exception of the projects checked as being "extra work". Extra work projects are included in the overall totals.

Projects Summary

County	Sites	Project Description:	Extra Work	Preliminary \$	Final \$
LaFayette	RA-Belmont	Purchase and Install 2 Map Cases	<input checked="" type="checkbox"/>	\$550.00	\$486.31

Site Statistics - by County then by Site

LaFayette Belmont Visitor Center

Site No: R-33-19 **Hwy No:** 151 **Side of Road:** S **Mile Post:** **Maintained by:** RFW

Location: CTH G at the junction of 151, northwest of Belmon

Size Acres: 2.5 **Site Type:** Rest Area

Car Parking:	36	Flag Pole:		Scenic Overlook:	
Truck Parking:	6	Info Board:	WM	Historical Marker:	
Standard Table:		Lighting:	Y	Boat Landing:	
Phy Hdcp Tables:	2	Water Supply:	M	Welcome Sign:	
Fire Grills:		Elect Fountain:	Y		
Waste Recp:	5	Wastewater:	M		
Recycle Bins:	3	Exhaust Fans:	Y		
Telephone:	N	Lawcon:	N		



Special Remarks: Point of Beginning group provides tourism info to travelers. Truck parking is for RVs. Part of the parking lot is a Park & Ride Lot.

Site History

Site Added to RAM Program: 2004

Site Notes:

Inspection Summary by FY

Site Schedule

Site Schedule: -

Work Schedule:

Traffic/Water Summary by CY

Wisconsin's Rest Area Maintenance Program
Cost Summary by CRP then by Site

FY 2004
 prepared by RFW, Inc.

Juneau

W-2, W-5

Handishop Industries

1411 North Superior Avenue; Tomah, WI 54660-1131
 Phone: (608) 372-3289 Fax: (608) 372-0770

Project ID Summary: 0029-02-48

CCLM

Facility Repair/Emergency Costs by Outside Vendor

Utility Costs

\$54,298.71

\$501.77

CCLM Overall Actual vs Budget Summary

YTD Actual \$54,298.71 **YTD Budget:** \$50,887.45 **Difference:** \$3,411.26 **Percent:** 106.70%

	<u>Actual Cost</u>	<u>% of Total Cost</u>		<u>Actual Cost</u>	<u>% of Total Cost</u>
Salaries	\$19,737.78	36.35%	Contractor Service Costs	\$9,428.00	17.36%
Benefits	\$7,428.68	13.68%	Site Liability Insurance	\$284.64	0.52%
Materials and Supplies	\$2,117.42	3.90%	Special Vendor Services	\$622.00	1.15%
Equipment Costs	\$2,952.86	5.44%	Miscellaneous Costs	\$146.19	0.27%
Vehicle Costs	\$11,581.14	21.33%			

CCLM Breakdown by Category

The cost breakdowns in the categories below are included in the overall totals above.

Materials and Supplies (Breakdown by Category)

Cleaning	\$654.18	30.90%
Paper/Other Consumables	\$298.61	14.10%
Building Repairs/Mtnce	\$216.36	10.22%
Grounds Repairs/Mtnce	\$705.50	33.32%
Tools	\$0.00	0.00%
Uniform	\$242.77	11.47%
Misc M/S	\$0.00	0.00%

Total **\$2,117.42** **100.00%**

Special Vendor Services (Breakdown by Category)

Trash:	\$0.00	Septic:	\$190.00
HVAC:	\$0.00	Portable Toilet:	\$95.00
Electrical:	\$337.00	Fire Extinguisher:	\$0.00
Plumbing:	\$0.00	Landscape:	\$0.00
Well:	\$0.00	Misc:	\$0.00

Total: \$622.00

Miscellaneous Costs (Breakdown by Category)

Communication:	\$0.00	Storage:	\$0.00	Other Miscellaneous	\$0.00
Water Testing:	\$0.00	Phone/Pager:	\$146.19	Total:	\$146.19

Other Costs Included In Project ID

The cost breakdowns in the categories below are NOT included in the overall totals above with the exception of the projects checked as being "extra work". Extra work projects are included in the overall totals.

Utilities (Breakdown by Category)

Site	Telephone	Gas	Electric	Trash	Water/Sewer	Total
Juneau W-2		(\$139.87)	\$340.82	\$300.82		\$501.77

Site Statistics - by County then by Site

Juneau W-2 Camp Douglas

Site No: W-29-2 **Hwy No:** 12 **Side of Road:** N **Mile Post:** **Maintained by:** RFW

Location: 0.2 mi E of Camp Douglas on CTH "C"

Size Acres: 5.0 **Site Type:** Seasonal Site

Car Parking: 18	Flag Pole:	Scenic Overlook:
Truck Parking: 4	Info Board: LB	Historical Marker: 1
Standard Table: 6	Lighting: Y	Boat Landing:
Phy Hdcp Tables:	Water Supply: W	Welcome Sign:
Fire Grills: 4	Elect Fountain: Y	
Waste Recp: 2	Wastewater: V	
Recycle Bins: 5	Exhaust Fans: Y	
Telephone:	Lawcon:	



Special Remarks: "Castle Rock" marker.

Site History

Site Added to RAM Program: 1988

Site Notes:

Inspection Summary by FY

Inspections Completed:	4
Rest Rooms - Men:	92.50%
Rest Rooms - Women:	95.00%
Well Shelter:	95.00%
Grounds:	90.38%
Overall Site:	93.22%

Site Schedule

Site Schedule: May 1 - October 31

Work Schedule: Open Season May 1 through October 31. Site opening preparation will begin April 1 through April 30. General custodial duties performed Sunday, Monday, Wednesday, and Friday.

Traffic/Water Summary by CY

Annual Average Daily Traffic:

	<u>CY 2002</u>	<u>CY 2003</u>	<u>CY 2004</u>
Avg AADT:			

Site Statistics - by County then by Site

Juneau W-5 Sprague

Site No: W-29-5 **Hwy No:** 80 **Side of Road:** W **Mile Post:** 199+.59 **Maintained by:** RFW

Location: 1 mi S of Sprague

Size Acres: 5.0 **Site Type:** Seasonal Site

Car Parking: 22	Flag Pole:	Scenic Overlook:
Truck Parking: 4	Info Board: LB	Historical Marker:
Standard Table: 3	Lighting:	Boat Landing:
Phy Hdcp Tables:	Water Supply: W	Welcome Sign:
Fire Grills: 3	Elect Fountain:	
Waste Recp:	Wastewater: V	
Recycle Bins:	Exhaust Fans:	
Telephone:	Lawcon: Y	



Special Remarks: On U.S. Fish and Wildlife Land. USFW board gone.

Site History

Site Added to RAM Program: 1988

Site Notes:

Site Schedule

Site Schedule: May 1 - November 30

Work Schedule: Open Season May 1 through November 30. Site opening preparation will begin April 1 through April 30. General custodial duties performed Monday Wednesday and Friday.

Inspection Summary by FY

Inspections Completed:	2
Rest Rooms - Men:	85.00%
Rest Rooms - Women:	90.00%
Well Shelter:	90.00%
Grounds:	88.46%
Overall Site:	88.37%

Traffic/Water Summary by CY

Annual Average Daily Traffic:

	<u>CY 2002</u>	<u>CY 2003</u>	<u>CY 2004</u>
Avg AADT:			

Wisconsin's Rest Area Maintenance Program
Cost Summary by CRP then by Site

FY 2004
 prepared by RFW, Inc.

Monroe/LaCrosse

W-1, W-8, W-B

Handishop Industries

1411 North Superior Avenue; Tomah, WI 54660-1131
 Phone: (608) 372-3289 Fax: (608) 372-0770

Project ID Summary: 0041-02-48

CCLM

Facility Repair/Emergency Costs by Outside Vendor

Utility Costs

\$36,275.46

CCLM Overall Actual vs Budget Summary

YTD Actual \$36,275.46 YTD Budget: \$36,209.02 Difference: \$66.44 Percent: 100.18%

	<u>Actual Cost</u>	<u>% of Total Cost</u>		<u>Actual Cost</u>	<u>% of Total Cost</u>
Salaries	\$13,191.05	36.36%	Contractor Service Costs	\$4,880.00	13.45%
Benefits	\$1,744.81	4.81%	Site Liability Insurance	\$202.54	0.56%
Materials and Supplies	\$1,538.87	4.24%	Special Vendor Services	\$650.00	1.79%
Equipment Costs	\$1,247.90	3.44%	Miscellaneous Costs	\$146.19	0.40%
Vehicle Costs	\$12,674.10	34.94%			

CCLM Breakdown by Category

The cost breakdowns in the categories below are included in the overall totals above.

Materials and Supplies (Breakdown by Category)

Cleaning	\$237.94	15.46%
Paper/Other Consumables	\$135.18	8.78%
Building Repairs/Mtnce	\$620.66	40.33%
Grounds Repairs/Mtnce	\$399.61	25.97%
Tools	\$69.65	4.53%
Uniform	\$64.42	4.19%
Misc M/S	\$11.41	0.74%

Total \$1,538.87 100.00%

Special Vendor Services (Breakdown by Category)

Trash:	\$0.00	Septic:	\$450.00
HVAC:	\$0.00	Portable Toilet:	\$200.00
Electrical:	\$0.00	Fire Extinguisher:	\$0.00
Plumbing:	\$0.00	Landscape:	\$0.00
Well:	\$0.00	Misc:	\$0.00

Total: \$650.00

Miscellaneous Costs (Breakdown by Category)

Communication:	\$0.00	Storage:	\$0.00	Other Miscellaneous	\$0.00
Water Testing:	\$0.00	Phone/Pager:	\$146.19	Total:	\$146.19

Other Costs Included In Project ID

The cost breakdowns in the categories below are NOT included in the overall totals above with the exception of the projects checked as being "extra work". Extra work projects are included in the overall totals.

Site Statistics - by County then by Site

La Crosse SO-B

Site No: S-32-B **Hwy No:** 33 **Side of Road:** N **Mile Post:** 11+.31 **Maintained by:** RFW

Location: 5 mi E of La Crosse (Bishop's View)

Size Acres: 5.1 **Site Type:** Scenic Overlook

Car Parking: 14	Flag Pole:	Scenic Overlook: 1
Truck Parking: 3	Info Board:	Historical Marker: 1
Standard Table: 3	Lighting:	Boat Landing:
Phy Hdcp Tables:	Water Supply:	Welcome Sign:
Fire Grills: 2	Elect Fountain:	
Waste Recp:	Wastewater:	
Recycle Bins:	Exhaust Fans:	
Telephone:	Lawcon: Y	



Special Remarks: "Coulee Region" marker.

Site History

Site Added to RAM Program: 1994

Site Notes:

Inspection Summary by FY

Inspections Completed:	3
Rest Rooms - Men:	100.00%
Rest Rooms - Women:	100.00%
Well Shelter:	100.00%
Grounds:	100.00%
Overall Site:	100.00%

Site Schedule

Site Schedule: April 1 - October 31

Work Schedule: Open Season April 1 to October 31.
April work prepares sites for opening. General custodial duties performed Monday, Wednesday, Friday, and before and after holidays.

Traffic/Water Summary by CY

Annual Average Daily Traffic:

	<u>CY 2002</u>	<u>CY 2003</u>	<u>CY 2004</u>
Avg AADT:			

Site Statistics - by County then by Site

La Crosse W-8 Coon Valley

Site No: **Hwy No:** **Side of Road:** **Mile Post:** **Maintained by:**

W-32-8 14 N 29+.21 RFW

Location: 0.3 mi N of South Co. Line

Size Acres: 5.0 **Site Type:** Seasonal Site

Car Parking:	20	Flag Pole:		Scenic Overlook:	
Truck Parking:	3	Info Board:	LB	Historical Marker:	
Standard Table:	5	Lighting:	Y	Boat Landing:	
Phy Hdcp Tables:		Water Supply:	W	Welcome Sign:	
Fire Grills:	2	Elect Fountain:	Y		
Waste Recp:	2	Wastewater:	V		
Recycle Bins:	6	Exhaust Fans:	Y		
Telephone:		Lawcon:			



Special Remarks: Board = 3'4" X 4'0".

Site History

Site Added to RAM Program: 1994

Site Notes:

Site Schedule

Site Schedule: May 1 - November 30

Work Schedule: Open Season April 1 to November 30.
April work prepares sites for opening. General custodial duties performed Monday, Wednesday, Friday, and before and after the holidays.

Inspection Summary by FY

Inspections Completed:	3
Rest Rooms - Men:	96.67%
Rest Rooms - Women:	96.67%
Well Shelter:	100.00%
Grounds:	97.44%
Overall Site:	97.69%

Traffic/Water Summary by CY

Annual Average Daily Traffic:

	<u>CY 2002</u>	<u>CY 2003</u>	<u>CY 2004</u>
Avg AADT:	113		

Site Statistics - by County then by Site

Monroe W-1 Angelo

Site No: W-41-1 **Hwy No:** 21 **Side of Road:** N **Mile Post:** 8+.01 **Maintained by:** RFW

Location: at Angelo

Size Acres: 1.0 **Site Type:** Seasonal Site

Car Parking: 8	Flag Pole:	Scenic Overlook:
Truck Parking:	Info Board: LB	Historical Marker:
Standard Table: 5	Lighting:	Boat Landing:
Phy Hdcp Tables: 1	Water Supply: W	Welcome Sign:
Fire Grills: 1	Elect Fountain:	
Waste Recp: 2	Wastewater: V	
Recycle Bins:	Exhaust Fans: Y	
Telephone:	Lawcon:	



Special Remarks:

Site History

Site Added to RAM Program: 1994

Site Notes:

Inspection Summary by FY

Inspections Completed:	4
Rest Rooms - Men:	97.50%
Rest Rooms - Women:	100.00%
Well Shelter:	100.00%
Grounds:	96.15%
Overall Site:	98.41%

Site Schedule

Site Schedule: May 1 - October 31

Work Schedule: Open Season April 1 to October 31.
April work prepares sites for opening. General custodial duties performed Monday, Wednesday, Friday, and before and after the holidays.

Traffic/Water Summary by CY

Annual Average Daily Traffic:

	<u>CY 2002</u>	<u>CY 2003</u>	<u>CY 2004</u>
Avg AADT:		41	

Site Statistics - by County then by Site

Monroe W-H Monroe 27

Site No: **Hwy No:** **Side of Road:** **Mile Post:** **Maintained by:**

W-41-H 27 W 122+.68 RFW

Location: 0.8 mi S of I-90

Size Acres: 3.8 **Site Type:** Seasonal Site

Car Parking: 10	Flag Pole:	Scenic Overlook:
Truck Parking: 2	Info Board: LB	Historical Marker:
Standard Table:	Lighting:	Boat Landing:
Phy Hdcp Tables:	Water Supply: W	Welcome Sign:
Fire Grills:	Elect Fountain:	
Waste Recp:	Wastewater: V	
Recycle Bins:	Exhaust Fans: Y	
Telephone:	Lawcon:	



Special Remarks: Info Board = 3'6" X 4'0" (double). Closed Permanently.

Site History

Site Added to RAM Program: 1994

Site Notes: Site to be removed from the RAM Program at end of 2003 season.

Site Schedule

Site Schedule: May 1 - October 31

Work Schedule: Open Season April 1 to October 31. April work prepares sites for opening. General custodial duties performed Monday, Wednesday, Friday, and before and after the holidays.

Inspection Summary by FY

Inspections Completed:	3
Rest Rooms - Men:	90.00%
Rest Rooms - Women:	93.33%
Well Shelter:	86.67%
Grounds:	87.18%
Overall Site:	89.29%

Traffic/Water Summary by CY

Annual Average Daily Traffic:

	<u>CY 2002</u>	<u>CY 2003</u>	<u>CY 2004</u>
Avg AADT:		91	

Wisconsin's Rest Area Maintenance Program
Cost Summary by CRP then by Site

FY 2004
 prepared by RFW, Inc.

Wood

W-4

Handishop Industries

1411 North Superior Avenue; Tomah, WI 54660-1131
 Phone: (608) 372-3289 Fax: (608) 372-0770

Project ID Summary: 0071-02-48

CCLM

Facility Repair/Emergency Costs by Outside Vendor

Utility Costs

\$27,087.99

\$299.50

CCLM Overall Actual vs Budget Summary

YTD Actual \$27,087.99 **YTD Budget:** \$27,181.95 **Difference:** (\$93.96) **Percent:** 99.65%

	<u>Actual Cost</u>	<u>% of Total Cost</u>		<u>Actual Cost</u>	<u>% of Total Cost</u>
Salaries	\$9,157.05	33.80%	Contractor Service Costs	\$4,375.00	16.15%
Benefits	\$1,211.20	4.47%	Site Liability Insurance	\$152.04	0.56%
Materials and Supplies	\$1,104.34	4.08%	Special Vendor Services	\$1,271.89	4.70%
Equipment Costs	\$1,036.22	3.83%	Miscellaneous Costs	\$476.19	1.76%
Vehicle Costs	\$8,304.06	30.66%			

CCLM Breakdown by Category

The cost breakdowns in the categories below are included in the overall totals above.

Materials and Supplies (Breakdown by Category)

Cleaning	\$517.14	46.83%
Paper/Other Consumables	\$186.66	16.90%
Building Repairs/Mtnce	\$88.93	8.05%
Grounds Repairs/Mtnce	\$282.61	25.59%
Tools	\$29.00	2.63%
Uniform	\$0.00	0.00%
Misc M/S	\$0.00	0.00%

Total **\$1,104.34** **100.00%**

Special Vendor Services (Breakdown by Category)

Trash:	\$386.89	Septic:	\$150.00
HVAC:	\$0.00	Portable Toilet:	\$0.00
Electrical:	\$0.00	Fire Extinguisher:	\$0.00
Plumbing:	\$0.00	Landscape:	\$575.00
Well:	\$0.00	Misc:	\$160.00

Total: \$1,271.89

Miscellaneous Costs (Breakdown by Category)

Communication:	\$0.00	Storage:	\$330.00	Other Miscellaneous	\$0.00
Water Testing:	\$0.00	Phone/Pager:	\$146.19	Total:	\$476.19

Other Costs Included In Project ID

The cost breakdowns in the categories below are NOT included in the overall totals above with the exception of the projects checked as being "extra work". Extra work projects are included in the overall totals.

Utilities (Breakdown by Category)

Site	Telephone	Gas	Electric	Trash	Water/Sewer	Total
Wood W-4			\$299.50			\$299.50

Site Statistics - by County then by Site

Wood W-4 Wood

Site No: **Hwy No:** **Side of Road:** **Mile Post:** **Maintained by:**

W-71-4 10&13 SW 182+.80 RFW

Location: at S jct. USH 10 & STH 13

Size Acres: 0.2 **Site Type:** Seasonal Site

Car Parking:	15	Flag Pole:		Scenic Overlook:	
Truck Parking:	4	Info Board:	LB	Historical Marker:	1
Standard Table:	4	Lighting:	Y	Boat Landing:	
Phy Hdcp Tables:		Water Supply:	W	Welcome Sign:	
Fire Grills:	4	Elect Fountain:	Y		
Waste Recp:	2	Wastewater:	V		
Recycle Bins:	6	Exhaust Fans:	Y		
Telephone:		Lawcon:			



Special Remarks: "Prisoners of War" marker.

Site History

Site Added to RAM Program: 2000

Site Notes:

Site Schedule

Site Schedule: May 1 - October 31

Work Schedule: Site opening preparation will begin April 1 through April 30. General custodial duties performed Monday, Wednesday, and Friday. Memorial Day Weekend through Labor Day weekend custodial duties performed Monday, Wednesday, Friday and Sunday A.M.

Inspection Summary by FY

Inspections Completed:	6
Rest Rooms - Men:	95.00%
Rest Rooms - Women:	96.67%
Well Shelter:	96.67%
Grounds:	96.15%
Overall Site:	96.12%

Traffic/Water Summary by CY

Annual Average Daily Traffic:

	<u>CY 2002</u>	<u>CY 2003</u>	<u>CY 2004</u>
Avg AADT:	271		

Wisconsin's Rest Area Maintenance Program
Cost Summary by CRP then by Site

FY 2004
 prepared by RFW, Inc.

Forest (1), Lincoln (2), Oneida (2) & Vilas E (4) (1) W-4; (2) W-4;(3) W-10,W-13, (4) W-23,W-29,W-31,H-22

Headwaters, Inc.
 1441 East Timber Drive; Rhinelander, WI 54501-2887
 Phone: (715) 369-1337 Fax: (715) 369-1793

Project ID Summary: 0043-02-48

CCLM	Facility Repair/Emergency Costs by Outside Vendor	Utility Costs
\$142,308.39		\$635.21

CCLM Overall Actual vs Budget Summary

YTD Actual \$142,308.39	YTD Budget: \$142,130.09	Difference: \$178.30	Percent: 100.13%
--------------------------------	---------------------------------	-----------------------------	-------------------------

	<u>Actual Cost</u>	<u>% of Total Cost</u>		<u>Actual Cost</u>	<u>% of Total Cost</u>
Salaries	\$62,496.08	43.92%	Contractor Service Costs	\$16,416.29	11.54%
Benefits	\$16,026.28	11.26%	Site Liability Insurance	\$57.57	0.04%
Materials and Supplies	\$15,414.58	10.83%	Special Vendor Services	\$6,062.14	4.26%
Equipment Costs	\$4,655.99	3.27%	Miscellaneous Costs	\$1,858.28	1.31%
Vehicle Costs	\$19,321.18	13.58%			

CCLM Breakdown by Category

The cost breakdowns in the categories below are included in the overall totals above.

Materials and Supplies (Breakdown by Category)

Cleaning	\$6,578.97	42.68%
Paper/Other Consumables	\$3,202.82	20.78%
Building Repairs/Mtnce	\$1,567.40	10.17%
Grounds Repairs/Mtnce	\$1,901.14	12.33%
Tools	\$692.98	4.50%
Uniform	\$1,107.64	7.19%
Misc M/S	\$363.63	2.36%

Total \$15,414.58 100.00%

Special Vendor Services (Breakdown by Category)

Trash:	\$997.00	Septic:	\$2,260.00
HVAC:	\$0.00	Portable Toilet:	\$0.00
Electrical:	\$0.00	Fire Extinguisher:	\$0.00
Plumbing:	\$175.00	Landscape:	\$0.00
Well:	\$600.70	Misc:	\$2,029.44

Total: \$6,062.14

Miscellaneous Costs (Breakdown by Category)

Communication:	\$0.00	Storage:	\$0.00	Other Miscellaneous	\$1,251.00
Water Testing:	\$35.90	Phone/Pager:	\$571.38	Total:	\$1,858.28

Other Costs Included In Project ID

The cost breakdowns in the categories below are NOT included in the overall totals above with the exception of the projects checked as being "extra work". Extra work projects are included in the overall totals.

Projects Summary

County	Sites	Project Description:	Extra Work	Preliminary \$	Final \$
Forest, Lincoln, Oneida, Vilas	Waysides	Purchase of assorted fencing and barricades	<input checked="" type="checkbox"/>	\$930.00	\$930.00
Vilas, Oneida	W-29 Land-O-Lakes, W-13 Monico	T-111 ceiling installation in RR's/ well shelter roof replace @ Lan-O-Lakes	<input checked="" type="checkbox"/>	\$1,350.00	\$1,218.00
Oneida	W-13 Three Lakes & W-10 Rhinelander	Replace vandalized solid wood door @ 3 lakes & repair of door frames at Rhinelander	<input checked="" type="checkbox"/>	\$828.00	\$811.44

Utilities (Breakdown by Category)

Site	Telephone	Gas	Electric	Trash	Water/Sewer	Total
Forest W-4			\$370.23			\$370.23
Lincoln W-4			\$264.98			\$264.98

Site Statistics - by County then by Site

Forest W-4 Cavour

Site No: **Hwy No:** **Side of Road:** **Mile Post:** **Maintained by:**

W-21-4 8 N 8E262+.3 RFW

Location: 3.5 mi E OF STH 139 (Cavour)

Size Acres: 5.0 **Site Type:** Seasonal Site

Car Parking:	13	Flag Pole:		Scenic Overlook:	
Truck Parking:	4	Info Board:	LB	Historical Marker:	
Standard Table:	6	Lighting:	Y	Boat Landing:	
Phy Hdcp Tables:	1	Water Supply:	W	Welcome Sign:	
Fire Grills:	5	Elect Fountain:	Y		
Waste Recp:		Wastewater:	V		
Recycle Bins:		Exhaust Fans:	Y		
Telephone:		Lawcon:			



Special Remarks: On USFS Land.

Site History

Site Added to RAM Program: 2003

Site Notes:

Site Schedule

Site Schedule: May 1 - November 30

Work Schedule: Open Season: May 1 through November 30. Site opening preparation will begin April 1 through April 30. General custodial duties performed at wayside Monday, Wednesday and Friday. Holidays or expected high usage weekends shall require additional spot cleaning/checks.

Inspection Summary by FY

Inspections Completed:	5
Rest Rooms - Men:	96.00%
Rest Rooms - Women:	94.00%
Well Shelter:	100.00%
Grounds:	92.31%
Overall Site:	95.58%

Traffic/Water Summary by CY

Annual Average Daily Traffic:

	<u>CY 2002</u>	<u>CY 2003</u>	<u>CY 2004</u>
Avg AADT:		176	

Site Statistics - by County then by Site

Lincoln W-4 8 & 51

Site No: **Hwy No:** **Side of Road:** **Mile Post:** **Maintained by:**

W-35-4 8 S 8E178+0 RFW

Location: 2.5 mi N of Tomahawk at Jct. CTH "A"

Size Acres: 5.0 **Site Type:** Seasonal Site

Car Parking:	16	Flag Pole:		Scenic Overlook:	
Truck Parking:	1	Info Board:	LB	Historical Marker:	
Standard Table:	8	Lighting:	Y	Boat Landing:	
Phy Hdcp Tables:		Water Supply:	W	Welcome Sign:	
Fire Grills:	8	Elect Fountain:	Y		
Waste Recp:		Wastewater:	V		
Recycle Bins:		Exhaust Fans:	Y		
Telephone:		Lawcon:			



Special Remarks:

Site History

Site Added to RAM Program: 1995

Site Notes:

Site Schedule

Site Schedule: May 1 - November 30

Work Schedule: Site opening preparation will begin April 1 through April 30. General custodial duties performed Monday, Wednesday, Friday, Saturday, and Sunday. Also Memorial Day, Fourth of July, Labor Day and special events.

Inspection Summary by FY

Inspections Completed:	6
Rest Rooms - Men:	95.00%
Rest Rooms - Women:	95.00%
Well Shelter:	100.00%
Grounds:	96.15%
Overall Site:	96.54%

Traffic/Water Summary by CY

Annual Average Daily Traffic:

	<u>CY 2002</u>	<u>CY 2003</u>	<u>CY 2004</u>
Avg AADT:			

Site Statistics - by County then by Site

Oneida W-10 Monico


Site No: **Hwy No:** **Side of Road:** **Mile Post:** **Maintained by:**

W-43-1 8 N 8E214+.1 RFW

Location: 4.4 mi W of USH 45 near Monico.

Size Acres: 1.6 **Site Type:** Seasonal Site

Car Parking:	19	Flag Pole:		Scenic Overlook:	
Truck Parking:	2	Info Board:	LB	Historical Marker:	
Standard Table:	5	Lighting:	Y	Boat Landing:	
Phy Hdcp Tables:	1	Water Supply:	W	Welcome Sign:	
Fire Grills:	4	Elect Fountain:	Y		
Waste Recp:		Wastewater:	V		
Recycle Bins:		Exhaust Fans:	Y		
Telephone:		Lawcon:			



Special Remarks:

Site History

Site Added to RAM Program: 1991

Site Notes:

Site Schedule

Site Schedule: May 1 - November 30

Work Schedule: April will be extra work to prepare sites for opening. General custodial duties performed five (5) days per week. Sites will also have coverage on holidays.

Inspection Summary by FY

Inspections Completed:	5
Rest Rooms - Men:	96.00%
Rest Rooms - Women:	94.00%
Well Shelter:	96.00%
Grounds:	95.38%
Overall Site:	95.35%

Traffic/Water Summary by CY

Annual Average Daily Traffic:

	<u>CY 2002</u>	<u>CY 2003</u>	<u>CY 2004</u>
Avg AADT:		132	

Site Statistics - by County then by Site

Oneida W-13 Three Lakes

Site No: W-43-1 **Hwy No:** 45 **Side of Road:** W **Mile Post:** 45N311+ **Maintained by:** RFW

Location: 2.0 mi S of Three Lakes

Size Acres: 5.0 **Site Type:** Seasonal Site

Car Parking: 20	Flag Pole:	Scenic Overlook:
Truck Parking: 2	Info Board: SB	Historical Marker:
Standard Table: 3	Lighting:	Boat Landing:
Phy Hdcp Tables: 1	Water Supply: W	Welcome Sign:
Fire Grills: 6	Elect Fountain:	
Waste Recp:	Wastewater: V	
Recycle Bins:	Exhaust Fans:	
Telephone:	Lawcon:	



Special Remarks:

Site History

Site Added to RAM Program: 1991

Site Notes:

Inspection Summary by FY

Inspections Completed:	4
Rest Rooms - Men:	95.00%
Rest Rooms - Women:	92.50%
Well Shelter:	95.00%
Grounds:	94.23%
Overall Site:	94.18%

Site Schedule

Site Schedule: May 1 - November 30

Work Schedule: April will be extra work to prepare sites for opening. General custodial duties performed five (5) days per week. Sites will also have coverage on holidays.

Traffic/Water Summary by CY

Annual Average Daily Traffic:

	<u>CY 2002</u>	<u>CY 2003</u>	<u>CY 2004</u>
Avg AADT:		58	

Site Statistics - by County then by Site

Vilas H-22 Land-o-Lakes

Site No: H-63-22 **Hwy No:** 45 **Side of Road:** W **Mile Post:** 51N351+ **Maintained by:** RFW

Location: 1.48 mi S of State Line

Size Acres: 0.5 **Site Type:** Seasonal Site

Car Parking: 6	Flag Pole: 2	Scenic Overlook:
Truck Parking:	Info Board:	Historical Marker: 2
Standard Table: 2	Lighting:	Boat Landing: 1
Phy Hdcp Tables:	Water Supply:	Welcome Sign:
Fire Grills: 2	Elect Fountain:	
Waste Recp:	Wastewater:	
Recycle Bins:	Exhaust Fans:	
Telephone:	Lawcon:	



Special Remarks: "Wisconsin River Headwaters" and the "Thirty-Second Division Memorial Highway" markers.

Site History

Site Added to RAM Program: 1993

Site Notes: HM (2) "Wisconsin River Headwaters" Erected 1954 and "Thirty-Second Division Memorial Highway" Erected 1957.

Site Schedule

Site Schedule: May 1 - November 30

Work Schedule: Site opening preparation will begin April 1 through April 30. General custodial duties performed five days per week and holidays including Memorial Day, July 4th, Labor Day and any other special events.

Inspection Summary by FY

Inspections Completed:	2
Rest Rooms - Men:	100.00%
Rest Rooms - Women:	100.00%
Well Shelter:	90.00%
Grounds:	96.15%
Overall Site:	96.54%

Traffic/Water Summary by CY

Annual Average Daily Traffic:

	<u>CY 2002</u>	<u>CY 2003</u>	<u>CY 2004</u>
Avg AADT:			

Site Statistics - by County then by Site

Vilas W-23 Eagle River

Site No: **Hwy No:** **Side of Road:** **Mile Post:** **Maintained by:**

W-63-2 17&70 S 17N75G+. RFW

Location: 1.0 mi SW of Eagle River

Size Acres: 4.1 **Site Type:** Seasonal Site

Car Parking:	11	Flag Pole:		Scenic Overlook:	
Truck Parking:	2	Info Board:	LB	Historical Marker:	
Standard Table:	7	Lighting:		Boat Landing:	1
Phy Hdcp Tables:	1	Water Supply:	W	Welcome Sign:	
Fire Grills:	4	Elect Fountain:			
Waste Recp:		Wastewater:	V		
Recycle Bins:		Exhaust Fans:			
Telephone:		Lawcon:			



Special Remarks:

Site History

Site Added to RAM Program: 1993

Site Notes:

Inspection Summary by FY

Inspections Completed:	6
Rest Rooms - Men:	90.00%
Rest Rooms - Women:	91.67%
Well Shelter:	96.67%
Grounds:	93.59%
Overall Site:	92.98%

Site Schedule

Site Schedule: May 1 - November 30

Work Schedule: Site opening preparation will begin April 1 through April 30. General custodial duties performed five days per week and holidays including Memorial Day, July 4th, Labor Day and any other special events.

Traffic/Water Summary by CY

Annual Average Daily Traffic:

	<u>CY 2002</u>	<u>CY 2003</u>	<u>CY 2004</u>
Avg AADT:			

Site Statistics - by County then by Site

Vilas W-29 Land-o-Lakes

Site No: **Hwy No:** **Side of Road:** **Mile Post:** **Maintained by:**

W-63-2 45 W 324+.21 RFW

Location: 1.5 mi S of State Line

Size Acres: 4.8 **Site Type:** Seasonal Site

Car Parking: 15	Flag Pole:	Scenic Overlook:
Truck Parking:	Info Board: LB	Historical Marker:
Standard Table: 5	Lighting: Y	Boat Landing: 1
Phy Hdcp Tables: 1	Water Supply: W	Welcome Sign: 1
Fire Grills: 6	Elect Fountain:	
Waste Recp:	Wastewater: V	
Recycle Bins:	Exhaust Fans:	
Telephone:	Lawcon:	



Special Remarks:

Site History

Site Added to RAM Program: 1993

Site Notes:

Inspection Summary by FY

Inspections Completed:	3
Rest Rooms - Men:	100.00%
Rest Rooms - Women:	100.00%
Well Shelter:	100.00%
Grounds:	100.00%
Overall Site:	100.00%

Site Schedule

Site Schedule: May 1 - November 30

Work Schedule: Site opening preparation will begin April 1 through April 30. General custodial duties performed five days per week and holidays including Memorial Day, July 4th, Labor Day and any other special events.

Traffic/Water Summary by CY

Annual Average Daily Traffic:

	<u>CY 2002</u>	<u>CY 2003</u>	<u>CY 2004</u>
Avg AADT:			

Site Statistics - by County then by Site

Vilas W-31 St. Germain

Site No: **Hwy No:** **Side of Road:** **Mile Post:** **Maintained by:**

W-63-3 70 S 70E203D+ RFW

Location: 1.7 mi W of St. Germain

Size Acres: 5.0 **Site Type:** Seasonal Site

Car Parking:	8	Flag Pole:	Scenic Overlook:
Truck Parking:		Info Board:	LB Historical Marker:
Standard Table:	6	Lighting:	Boat Landing:
Phy Hdcp Tables:	1	Water Supply:	W Welcome Sign:
Fire Grills:	3	Elect Fountain:	
Waste Recp:		Wastewater:	V
Recycle Bins:		Exhaust Fans:	
Telephone:		Lawcon:	Y



Special Remarks:

Site History

Site Added to RAM Program: 1993

Site Notes:

Inspection Summary by FY

Inspections Completed:	5
Rest Rooms - Men:	90.00%
Rest Rooms - Women:	92.00%
Well Shelter:	100.00%
Grounds:	93.85%
Overall Site:	93.96%

Site Schedule

Site Schedule: May 1 - November 30

Work Schedule: Site opening preparation will begin April 1 through April 30. General custodial duties performed five days per week and holidays including Memorial Day, July 4th, Labor Day and any other special events.

Traffic/Water Summary by CY

Annual Average Daily Traffic:

	<u>CY 2002</u>	<u>CY 2003</u>	<u>CY 2004</u>
Avg AADT:			

Wisconsin's Rest Area Maintenance Program
Cost Summary by CRP then by Site

FY 2004
 prepared by RFW, Inc.

Iron TIC 103

Highline Corporation
 100 Cary Road Hwy 77; Hurley, WI 54534-0218
 Phone: (715) 561-4515 Fax: (715) 561-3103

Project ID Summary: 0026-02-46

CCLM Facility Repair/Emergency Costs by Outside Vendor Utility Costs
 \$128,286.84

CCLM Overall Actual vs Budget Summary

YTD Actual \$128,286.84 **YTD Budget:** \$111,607.64 **Difference:** \$16,679.20 **Percent:** 114.94%

	<u>Actual Cost</u>	<u>% of Total Cost</u>		<u>Actual Cost</u>	<u>% of Total Cost</u>
Salaries	\$65,465.66	51.03%	Contractor Service Costs	\$21,395.28	16.68%
Benefits	\$19,662.93	15.33%	Site Liability Insurance	\$1,200.00	0.94%
Materials and Supplies	\$4,796.01	3.74%	Special Vendor Services	\$10,440.00	8.14%
Equipment Costs	\$3,827.12	2.98%	Miscellaneous Costs	\$0.00	0.00%
Vehicle Costs	\$1,499.84	1.17%			

CCLM Breakdown by Category

The cost breakdowns in the categories below are included in the overall totals above.

Materials and Supplies (Breakdown by Category)

Cleaning	\$1,479.33	30.85%
Paper/Other Consumables	\$1,596.15	33.28%
Building Repairs/Mtnce	\$428.45	8.93%
Grounds Repairs/Mtnce	\$643.95	13.43%
Tools	\$42.14	0.88%
Uniform	\$577.99	12.05%
Misc M/S	\$28.00	0.58%

Total **\$4,796.01** **100.00%**

Special Vendor Services (Breakdown by Category)

Trash:	\$0.00	Septic:	\$0.00
HVAC:	\$2,806.00	Portable Toilet:	\$0.00
Electrical:	\$1,750.00	Fire Extinguisher:	\$0.00
Plumbing:	\$0.00	Landscape:	\$0.00
Well:	\$0.00	Misc:	\$5,884.00

Total: \$10,440.00

Miscellaneous Costs (Breakdown by Category)

Communication:	\$0.00	Storage:	\$0.00	Other Miscellaneous	\$0.00
Water Testing:	\$0.00	Phone/Pager:	\$0.00	Total:	\$0.00

Other Costs Included In Project ID

The cost breakdowns in the categories below are NOT included in the overall totals above with the exception of the projects checked as being "extra work". Extra work projects are included in the overall totals.

Projects Summary

County	Sites	Project Description:	Extra Work	Preliminary \$	Final \$
Iron	TIC 103	Furnace Replacement	<input checked="" type="checkbox"/>	\$2,806.00	\$2,806.00
Iron	TIC 103	Install 2 new ceiling fans (no lights) w/ 72" downrod w/ control box	<input checked="" type="checkbox"/>	\$1,750.00	\$1,750.00
Iron	TIC 103	Replace 13 sidewalk slabs	<input checked="" type="checkbox"/>	\$5,884.00	\$5,884.00

Site Statistics - by County then by Site

Iron RA 103

Site No: **Hwy No:** **Side of Road:** **Mile Post:** **Maintained by:**

I-26-103 51 W 317+.08 RFW

Location: 0.2 mi S of USH 2

Size Acres: 14.6 **Site Type:** Tourist Information Center

Car Parking: 25	Flag Pole: 2	Scenic Overlook:
Truck Parking: 8	Info Board: WM	Historical Marker: 1
Standard Table: 5	Lighting: Y	Boat Landing:
Phy Hdcp Tables: 2	Water Supply: M	Welcome Sign:
Fire Grills:	Elect Fountain:	
Waste Recp: 8	Wastewater: M	
Recycle Bins: 16	Exhaust Fans: Y	
Telephone: Y	Lawcon:	



Special Remarks: "Iron mining in Wisconsin" plaques, vending machines.

Site History

Site Added to RAM Program: 1992

Site Notes: Rest area opened in 1992.

Site Schedule

Site Schedule: -

Work Schedule: SCHEDULE #1 - June 1 through August 31 and December 1 through February 29. 7 days per week: 7:30 a.m. through 4:00 p.m. Friday through Saturday: 4:00 - 7:30 p.m. SCHEDULE #2 - September 1 through November 30 and March 1 through May 31. 7 days per week: 7:30 a.m. through 4:00 p.m.

Inspection Summary by FY

Inspections Completed 13

Exterior, Entrances and Lobby:	98%
Rest Rooms - Men:	100%
Rest Rooms - Women:	100%
Storage and Mechanical Areas	100%
Grounds:	99%

Overall Site: **99.38%**

Traffic/Water Summary by CY

Annual Average Daily Traffic:

	<u>CY 2002</u>	<u>CY 2003</u>	<u>CY 2004</u>
Avg AADT:	160	163	156

Year-to-Date Average Water (in Gallons):

	<u>CY 2002</u>	<u>CY 2003</u>	<u>CY 2004</u>
YTD Avg:	18,510	17,337	17,224

Comment Card Summary - by FY

Total Cards Received: 196

Service Averages: (Rated on a 5 point scale with 1 being the best)

Parking Lot	1.20	Rest Rooms	1.19	Grounds	1.2	Overall: 1.15
Lobby	1.15	Picnic Facilities	1.26	Sidewalks	1.2	

Total times Accessories used/percent:

Rest Rooms	96	48.98%	Phone	7	3.57%
Tourism Mat'ls	81	41.33%	Vending	6	3.06%
Picnic Area	8	4.08%	Pet Walk	6	3.06%
Weather	23	11.73%			

Wisconsin's Rest Area Maintenance Program
Cost Summary by CRP then by Site

FY 2004
 prepared by RFW, Inc.

Ashland

W-2

Highline Corporation

100 Cary Road Hwy 77; Hurley, WI 54534-0218
 Phone: (715) 561-4515 Fax: (715) 561-3103

Project ID Summary: 0002-02-48

CCLM

Facility Repair/Emergency Costs by Outside Vendor

Utility Costs

\$13,211.68

CCLM Overall Actual vs Budget Summary

YTD Actual \$13,211.68 YTD Budget: \$12,659.80 Difference: \$551.88 Percent: 104.36%

	<u>Actual Cost</u>	<u>% of Total Cost</u>		<u>Actual Cost</u>	<u>% of Total Cost</u>
Salaries	\$7,390.47	55.94%	Contractor Service Costs	\$400.00	3.03%
Benefits	\$1,953.20	14.78%	Site Liability Insurance	\$400.00	3.03%
Materials and Supplies	\$1,477.57	11.18%	Special Vendor Services	\$0.00	0.00%
Equipment Costs	\$79.99	0.61%	Miscellaneous Costs	\$5.30	0.04%
Vehicle Costs	\$1,505.15	11.39%			

CCLM Breakdown by Category

The cost breakdowns in the categories below are included in the overall totals above.

Materials and Supplies (Breakdown by Category)

Cleaning	\$1,160.92	78.57%
Paper/Other Consumables	\$91.50	6.19%
Building Repairs/Mtnce	\$253.12	17.13%
Grounds Repairs/Mtnce	\$87.98	5.95%
Tools	\$27.57	1.87%
Uniform	(\$143.52)	-9.71%
Misc M/S	\$0.00	0.00%

Total \$1,477.57 100.00%

Special Vendor Services (Breakdown by Category)

Trash:	\$0.00	Septic:	\$0.00
HVAC:	\$0.00	Portable Toilet:	\$0.00
Electrical:	\$0.00	Fire Extinguisher:	\$0.00
Plumbing:	\$0.00	Landscape:	\$0.00
Well:	\$0.00	Misc:	\$0.00

Total: \$0.00

Miscellaneous Costs (Breakdown by Category)

Communication:	\$0.00	Storage:	\$0.00	Other Miscellaneous	\$0.00
Water Testing:	\$5.30	Phone/Pager:	\$0.00	Total:	\$5.30

Other Costs Included In Project ID

The cost breakdowns in the categories below are NOT included in the overall totals above with the exception of the projects checked as being "extra work". Extra work projects are included in the overall totals.

Site Statistics - by County then by Site

Ashland W-2 Glidden

Site No: **Hwy No:** **Side of Road:** **Mile Post:** **Maintained by:**

W-2-2 13 W 261+.40 RFW

Location: 2.5 mi N of S jct. STH 77

Size Acres: 4.8 **Site Type:** Seasonal Site

Car Parking:	14	Flag Pole:		Scenic Overlook:	
Truck Parking:	3	Info Board:	LB	Historical Marker:	1
Standard Table:	5	Lighting:		Boat Landing:	
Phy Hdcp Tables:	1	Water Supply:	W	Welcome Sign:	
Fire Grills:	3	Elect Fountain:			
Waste Recp:	2	Wastewater:	V		
Recycle Bins:	6	Exhaust Fans:			
Telephone:		Lawcon:			



Special Remarks: "Great Divide" marker.

Site History

Site Added to RAM Program: 1990

Site Notes: Spring 2003--Site transferred from Training Station, Hayward, to Highline Corporation, Hurley.

Site Schedule

Site Schedule: May 1 - November 30

Work Schedule: Site opening preparation will be April 1 through April 30. General custodial duties performed Monday, Wednesday, and Friday.

Inspection Summary by FY

Inspections Completed:	9
Rest Rooms - Men:	88.89%
Rest Rooms - Women:	88.89%
Well Shelter:	100.00%
Grounds:	95.73%
Overall Site:	93.38%

Traffic/Water Summary by CY

Annual Average Daily Traffic:

	<u>CY 2002</u>	<u>CY 2003</u>	<u>CY 2004</u>
Avg AADT:		145	

Wisconsin's Rest Area Maintenance Program
Cost Summary by CRP then by Site

FY 2004
 prepared by RFW, Inc.

Iron (1), Vilas W (2)

(1) W-5, M-A, S-7; (2) W-3;

Highline Corporation

100 Cary Road Hwy 77; Hurley, WI 54534-0218
 Phone: (715) 561-4515 Fax: (715) 561-3103

Project ID Summary: 0026-02-48

CCLM	Facility Repair/Emergency Costs by Outside Vendor	Utility Costs
\$44,990.80		

CCLM Overall Actual vs Budget Summary

YTD Actual \$44,990.80	YTD Budget: \$50,854.72	Difference: (\$5,863.92)	Percent: 88.47%
-------------------------------	--------------------------------	---------------------------------	------------------------

	<u>Actual Cost</u>	<u>% of Total Cost</u>		<u>Actual Cost</u>	<u>% of Total Cost</u>
Salaries	\$19,649.93	43.68%	Contractor Service Costs	\$5,903.20	13.12%
Benefits	\$7,102.64	15.79%	Site Liability Insurance	\$800.00	1.78%
Materials and Supplies	\$4,203.10	9.34%	Special Vendor Services	\$0.00	0.00%
Equipment Costs	\$3,661.03	8.14%	Miscellaneous Costs	\$190.90	0.42%
Vehicle Costs	\$3,480.00	7.73%			

CCLM Breakdown by Category

The cost breakdowns in the categories below are included in the overall totals above.

Materials and Supplies (Breakdown by Category)

Cleaning	\$1,944.19	46.26%
Paper/Other Consumables	\$432.32	10.29%
Building Repairs/Mtnce	\$1,243.01	29.57%
Grounds Repairs/Mtnce	\$61.96	1.47%
Tools	\$228.63	5.44%
Uniform	\$288.99	6.88%
Misc M/S	\$4.00	0.10%

Total	\$4,203.10	100.00%
--------------	-------------------	----------------

Special Vendor Services (Breakdown by Category)

Trash:	\$0.00	Septic:	\$0.00
HVAC:	\$0.00	Portable Toilet:	\$0.00
Electrical:	\$0.00	Fire Extinguisher:	\$0.00
Plumbing:	\$0.00	Landscape:	\$0.00
Well:	\$0.00	Misc:	\$0.00

Total:	\$0.00
---------------	---------------

Miscellaneous Costs (Breakdown by Category)

Communication:	\$0.00	Storage:	\$0.00	Other Miscellaneous	\$0.00
Water Testing:	\$5.30	Phone/Pager:	\$185.60	Total:	\$190.90

Other Costs Included In Project ID

The cost breakdowns in the categories below are NOT included in the overall totals above with the exception of the projects checked as being "extra work". Extra work projects are included in the overall totals.

Projects Summary

County	Sites	Project Description:	Extra Work	Preliminary \$	Final \$
Vilas & Iron	W-3 Diamond Lake & W-5 Manitowish	Install T-111 Ceilings	<input checked="" type="checkbox"/>	\$0.00	\$0.00

Site Statistics - by County then by Site

Iron W-5 Manitowish Waters

Site No: **Hwy No:** **Side of Road:** **Mile Post:** **Maintained by:**
W-26-5 51 W 51N370+ RFW

Location: 1.6 mi W of East Co. Line

Size Acres: 4.8 **Site Type:** Seasonal Site

Car Parking: 12	Flag Pole:	Scenic Overlook:
Truck Parking:	Info Board: SB	Historical Marker:
Standard Table: 5	Lighting:	Boat Landing: 1
Phy Hdcp Tables:	Water Supply: W	Welcome Sign:
Fire Grills: 4	Elect Fountain:	
Waste Recp:	Wastewater: V	
Recycle Bins:	Exhaust Fans:	
Telephone:	Lawcon:	



Special Remarks: Posted: No Trucks.

Site History

Site Added to RAM Program: 1991

Site Notes:

Site Schedule

Site Schedule: May 1 - November 30

Work Schedule: Open Season May 1 through November 30. Site opening preparation will begin April 1 through April 30. General custodial duties performed Monday, Wednesday and Friday. Additional coverage on Memorial Day, Labor Day and 4th of July.

Inspection Summary by FY

Inspections Completed:	8
Rest Rooms - Men:	98.75%
Rest Rooms - Women:	98.75%
Well Shelter:	100.00%
Grounds:	100.00%
Overall Site:	99.38%

Traffic/Water Summary by CY

Annual Average Daily Traffic:

	<u>CY 2002</u>	<u>CY 2003</u>	<u>CY 2004</u>
Avg AADT:	159		

Site Statistics - by County then by Site

Iron SO-3 Saxon

Site No: S-26-3 **Hwy No:** 2 **Side of Road:** S **Mile Post:** 2E120+.3 **Maintained by:** RFW

Location: 1.8 mi E of STH 122

Size Acres: 3.7 **Site Type:** Seasonal Site

Car Parking: 9	Flag Pole:	Scenic Overlook: 1
Truck Parking: 4	Info Board: SB	Historical Marker: 1
Standard Table:	Lighting:	Boat Landing:
Phy Hdcp Tables:	Water Supply:	Welcome Sign:
Fire Grills:	Elect Fountain:	
Waste Recp:	Wastewater:	
Recycle Bins:	Exhaust Fans:	
Telephone:	Lawcon:	



Special Remarks: "Gogebic Iron Range" marker. Closed.

Site History

Site Added to RAM Program: 1991

Site Notes: Site to be removed from the RAM Program at the end of the season.

Site Schedule

Site Schedule: -

Work Schedule: Open Season May 1 through October 31. Site opening preparation will begin April 1 through April 30. General custodial duties performed Once per week or as necessary. Additional coverage on Memorial Day, Labor Day and 4th of July.

Inspection Summary by FY

Inspections Completed:	4
Rest Rooms - Men:	100.00%
Rest Rooms - Women:	100.00%
Well Shelter:	100.00%
Grounds:	100.00%
Overall Site:	100.00%

Traffic/Water Summary by CY

Site Statistics - by County then by Site

Iron SO-7

Site No: **Hwy No:** **Side of Road:** **Mile Post:** **Maintained by:**

S-26-7 2 N 2E117+.0 RFW

Location: 0.5 mi W of STH 122

Size Acres: 1.9 **Site Type:** Scenic Overlook

Car Parking:	Flag Pole:	Scenic Overlook: 1
Truck Parking:	Info Board:	Historical Marker:
Standard Table:	Lighting:	Boat Landing:
Phy Hdcp Tables:	Water Supply:	Welcome Sign:
Fire Grills:	Elect Fountain:	
Waste Recp:	Wastewater:	
Recycle Bins:	Exhaust Fans:	
Telephone:	Lawcon:	



Special Remarks: Apostle Islands Interpretive Sign, No trucks.

Site History

Site Added to RAM Program: 1991

Site Notes:

Site Schedule

Site Schedule: May 1 - October 31

Work Schedule: Open Season May 1 through October 31. Site opening preparation will begin April 1 through April 30. General custodial duties performed Once per week or as necessary. Additional coverage on Memorial Day, Labor Day and 4th of July.

Inspection Summary by FY

Inspections Completed:	4
Rest Rooms - Men:	100.00%
Rest Rooms - Women:	100.00%
Well Shelter:	100.00%
Grounds:	100.00%
Overall Site:	100.00%

Traffic/Water Summary by CY

Site Statistics - by County then by Site

Iron M-A

Site No: M-26-A **Hwy No:** 2 **Side of Road:** N **Mile Post:** 2W **Maintained by:** RFW

Location: at USH 51 (Hurley Interchange)

Size Acres: **Site Type:** Seasonal Site

Car Parking:	Flag Pole:	Scenic Overlook:
Truck Parking:	Info Board:	Historical Marker:
Standard Table:	Lighting:	Boat Landing:
Phy Hdcp Tables:	Water Supply:	Welcome Sign: 1
Fire Grills:	Elect Fountain:	
Waste Recp:	Wastewater:	
Recycle Bins:	Exhaust Fans:	
Telephone:	Lawcon:	



Special Remarks:

Site History

Site Added to RAM Program: 1991

Site Notes:

Site Schedule

Site Schedule: May 1 - October 31

Work Schedule: Open Season May 1 through October 31. Site opening preparation will begin April 1 through April 30. General custodial duties performed Once per week or as necessary. Additional coverage on Memorial Day, Labor Day and 4th of July.

Inspection Summary by FY

Inspections Completed:	4
Rest Rooms - Men:	100.00%
Rest Rooms - Women:	100.00%
Well Shelter:	100.00%
Grounds:	100.00%
Overall Site:	100.00%

Traffic/Water Summary by CY

Site Statistics - by County then by Site

Vilas W-3 Diamond Lake

Site No: **Hwy No:** **Side of Road:** **Mile Post:** **Maintained by:**

W-63-3 51 W 51N252+ RFW

Location: 3.0 mi N of CTH "N" (Diamond Lake)

Size Acres: 1.6 **Site Type:** Seasonal Site

Car Parking: 13	Flag Pole:	Scenic Overlook:
Truck Parking:	Info Board: SB	Historical Marker:
Standard Table: 5	Lighting:	Boat Landing: 1
Phy Hdcp Tables: 1	Water Supply:	Welcome Sign:
Fire Grills: 3	Elect Fountain:	
Waste Recp:	Wastewater: V	
Recycle Bins:	Exhaust Fans:	
Telephone:	Lawcon:	



Special Remarks:

Site History

Site Added to RAM Program: 1993

Site Notes:

Site Schedule

Site Schedule: May 1 - November 30

Work Schedule: Site opening preparation will begin April 1 through April 30. General custodial duties performed Monday, Wednesday, Friday, Saturday and holidays including Memorial Day, July 4th, Labor Day and any other special events.

Inspection Summary by FY

Inspections Completed:	8
Rest Rooms - Men:	91.25%
Rest Rooms - Women:	93.75%
Well Shelter:	100.00%
Grounds:	98.08%
Overall Site:	95.77%

Traffic/Water Summary by CY

Annual Average Daily Traffic:

	<u>CY 2002</u>	<u>CY 2003</u>	<u>CY 2004</u>
Avg AADT:			

Wisconsin's Rest Area Maintenance Program
Cost Summary by CRP then by Site

FY 2004
 prepared by RFW, Inc.

Manitowoc

RA 51 & 52

Holiday House of Manitowoc, Inc.

2818 Meadow Lane; Manitowoc, WI 54220-3739
 Phone: (920) 682-4663 Fax: (920) 682-1091

Project ID Summary: 0036-02-47

CCLM

Facility Repair/Emergency Costs by Outside Vendor

Utility Costs

\$200,808.99

\$13,364.91

CCLM Overall Actual vs Budget Summary

YTD Actual \$200,808.99 **YTD Budget:** \$204,764.61 **Difference:** (\$3,955.62) **Percent:** 98.07%

	<u>Actual Cost</u>	<u>% of Total Cost</u>		<u>Actual Cost</u>	<u>% of Total Cost</u>
Salaries	\$107,352.59	53.46%	Contractor Service Costs	\$28,800.00	14.34%
Benefits	\$29,368.39	14.63%	Site Liability Insurance	\$1,373.52	0.68%
Materials and Supplies	\$12,457.90	6.20%	Special Vendor Services	\$7,421.58	3.70%
Equipment Costs	\$2,035.74	1.01%	Miscellaneous Costs	\$807.57	0.40%
Vehicle Costs	\$11,191.70	5.57%			

CCLM Breakdown by Category

The cost breakdowns in the categories below are included in the overall totals above.

Materials and Supplies (Breakdown by Category)

Cleaning	\$3,975.37	31.91%
Paper/Other Consumables	\$4,505.09	36.16%
Building Repairs/Mtnce	\$1,417.73	11.38%
Grounds Repairs/Mtnce	\$1,708.08	13.71%
Tools	\$81.54	0.65%
Uniform	\$673.64	5.41%
Misc M/S	\$96.45	0.77%

Total **\$12,457.90** **100.00%**

Special Vendor Services (Breakdown by Category)

Trash:	\$1,332.34	Septic:	\$1,464.10
HVAC:	\$1,891.17	Portable Toilet:	\$0.00
Electrical:	\$0.00	Fire Extinguisher:	\$30.00
Plumbing:	\$2,340.00	Landscape:	\$0.00
Well:	\$0.00	Misc:	\$363.97

Total: \$7,421.58

Miscellaneous Costs (Breakdown by Category)

Communication:	\$0.00	Storage:	\$0.00	Other Miscellaneous	\$632.33
Water Testing:	\$17.76	Phone/Pager:	\$157.48	Total:	\$807.57

Other Costs Included In Project ID

The cost breakdowns in the categories below are NOT included in the overall totals above with the exception of the projects checked as being "extra work". Extra work projects are included in the overall totals.

Projects Summary

County	Sites	Project Description:	Extra Work	Preliminary \$	Final \$
Manitowoc	RA 51 & 52	Tuckpoint and stone/masonry work @ downspouts (2 on ea. Bldg)	<input checked="" type="checkbox"/>	\$2,000.00	\$100.00
Manitowoc	RA 51 & 52	Install new water fountain w/ jug filler (non-refrigeration units) - 1 @ each site.	<input checked="" type="checkbox"/>	\$2,000.00	\$2,340.00

Utilities (Breakdown by Category)

Site	Telephone	Gas	Electric	Trash	Water/Sewer	Total
Manitowoc RA 52			\$6,112.75			\$6,112.75
Manitowoc RA 51	\$999.10		\$6,253.06			\$7,252.16

Site Statistics - by County then by Site

Manitowoc RA 52

Site No: **Hwy No:** **Side of Road:** **Mile Post:** **Maintained by:**

R-36-52 I43 E 169 RFW

Location: 1.1 mi SE of North Co. Line (NB)

Size Acres: 40.0 **Site Type:** Rest Area

Car Parking: 50	Flag Pole: 1	Scenic Overlook:
Truck Parking: 20	Info Board: WM	Historical Marker: 1
Standard Table: 11	Lighting: Y	Boat Landing:
Phy Hdcp Tables: 4	Water Supply: W	Welcome Sign:
Fire Grills:	Elect Fountain:	
Waste Recp: 18	Wastewater: S	
Recycle Bins: 28	Exhaust Fans:	
Telephone: Y	Lawcon:	



Special Remarks: "Wisconsin's Maritime Industry" marker, vending machines.

Site History

Site Added to RAM Program: 1988

Site Notes: Original rest area opened in 1980.

Site Schedule

Site Schedule: -

Work Schedule: SCHEDULE #1 - Week prior to Memorial Day to August 31, Thursday, Friday, Saturday, Sunday and Monday: 6:00 a.m. - 10 p.m., Tuesday and Wednesday: 6:00 a.m. - 6:00 p.m. SCHEDULE #2 - September 1 to May 31 7 days per week: 6:00 a.m. - 6:00 p.m. Plus additional hours of coverage for deer hunting, Thanksgiving and other Holidays.

Inspection Summary by FY

Inspections Completed 10

Exterior, Entrances and Lobby:	96%
Rest Rooms - Men:	97%
Rest Rooms - Women:	99%
Storage and Mechanical Areas	100%
Grounds:	95%

Overall Site: **97.37%**

Traffic/Water Summary by CY

Annual Average Daily Traffic:

	<u>CY 2002</u>	<u>CY 2003</u>	<u>CY 2004</u>
Avg AADT:	566	564	545

Year-to-Date Average Water (in Gallons):

	<u>CY 2002</u>	<u>CY 2003</u>	<u>CY 2004</u>
YTD Avg:	73,805	82,980	82,815

Comment Card Summary - by FY

Total Cards Received: 65

Service Averages: (Rated on a 5 point scale with 1 being the best)

Parking Lot	1.27	Rest Rooms	1.37	Grounds	1.3	Overall: 1.30
Lobby	1.22	Picnic Facilities	1.35	Sidewalks	1.2	

Total times Accessories used/percent:

Rest Rooms	39	60.00%	Phone	3	4.62%
Tourism Mat'ls	18	27.69%	Vending	9	13.85%
Picnic Area	8	12.31%	Pet Walk	3	4.62%
Weather	10	15.38%			

Site Statistics - by County then by Site

Manitowoc RA 51

Site No: **Hwy No:** **Side of Road:** **Mile Post:** **Maintained by:**

R-36-51 I43 W 169 RFW

Location: 1.1 mi SE of North Co. Line (SB)

Size Acres: 50.0 **Site Type:** Rest Area

Car Parking:	47	Flag Pole:	1	Scenic Overlook:	
Truck Parking:	20	Info Board:	WM	Historical Marker:	1
Standard Table:	11	Lighting:	Y	Boat Landing:	
Phy Hdcp Tables:	4	Water Supply:	W	Welcome Sign:	
Fire Grills:		Elect Fountain:			
Waste Recp:	22	Wastewater:	S		
Recycle Bins:	28	Exhaust Fans:			
Telephone:	Y	Lawcon:			



Special Remarks: "Wisconsin's Dairy Industry" marker, vending machines, utility building.

Site History

Site Added to RAM Program: 1988

Site Notes: Original rest area opened in 1980.

Site Schedule

Site Schedule: -

Work Schedule: SCHEDULE #1 - Week prior to Memorial Day to August 31 Thursday, Friday, Saturday, Sunday and Monday: 6:00 a.m. - 10 p.m., Tuesday and Wednesday: 6:00 a.m. - 6:00 p.m. SCHEDULE #2 - September 1 to May 31, 7 days per week: 6:00 a.m. - 6:00 p.m. Plus additional hours of coverage for deer hunting, Thanksgiving and other Holidays.

Inspection Summary by FY

Inspections Completed 10

Exterior, Entrances and Lobby:	95%
Rest Rooms - Men:	100%
Rest Rooms - Women:	99%
Storage and Mechanical Areas	100%
Grounds:	95%

Overall Site: **97.86%**

Traffic/Water Summary by CY

Annual Average Daily Traffic:

	<u>CY 2002</u>	<u>CY 2003</u>	<u>CY 2004</u>
Avg AADT:	483	473	458

Year-to-Date Average Water (in Gallons):

	<u>CY 2002</u>	<u>CY 2003</u>	<u>CY 2004</u>
YTD Avg:	76,806	74,808	67,819

Comment Card Summary - by FY

Total Cards Received: 35

Service Averages: (Rated on a 5 point scale with 1 being the best

Parking Lot	1.18	Rest Rooms	1.27	Grounds	1.3	Overall: 1.21
Lobby	1.23	Picnic Facilities	1.43	Sidewalks	1.3	

Total times Accessories used/percent:

Rest Rooms	17	48.57%	Phone	1	2.86%
Tourism Mat'ls	9	25.71%	Vending	2	5.71%
Picnic Area	3	8.57%	Pet Walk	2	5.71%
Weather	2	5.71%			

Wisconsin's Rest Area Maintenance Program
Cost Summary by CRP then by Site

FY 2004
 prepared by RFW, Inc.

Manitowoc

W-4, W-10, S-J, S-K, S-L

Holiday House of Manitowoc, Inc.

2818 Meadow Lane; Manitowoc, WI 54220-3739
 Phone: (920) 682-4663 Fax: (920) 682-1091

Project ID Summary: 0036-02-48

CCLM

Facility Repair/Emergency Costs by Outside Vendor

Utility Costs

\$43,066.47

\$999.96

CCLM Overall Actual vs Budget Summary

YTD Actual \$43,066.47 **YTD Budget:** \$47,988.97 **Difference:** (\$4,922.50) **Percent:** 89.74%

	<u>Actual Cost</u>	<u>% of Total Cost</u>		<u>Actual Cost</u>	<u>% of Total Cost</u>
Salaries	\$16,246.60	37.72%	Contractor Service Costs	\$7,320.00	17.00%
Benefits	\$1,978.58	4.59%	Site Liability Insurance	\$267.42	0.62%
Materials and Supplies	\$3,386.13	7.86%	Special Vendor Services	\$1,481.95	3.44%
Equipment Costs	\$3,782.40	8.78%	Miscellaneous Costs	\$300.50	0.70%
Vehicle Costs	\$8,302.89	19.28%			

CCLM Breakdown by Category

The cost breakdowns in the categories below are included in the overall totals above.

Materials and Supplies (Breakdown by Category)

Cleaning	\$502.28	14.83%
Paper/Other Consumables	\$617.24	18.23%
Building Repairs/Mtnce	\$780.70	23.06%
Grounds Repairs/Mtnce	\$710.02	20.97%
Tools	\$481.21	14.21%
Uniform	\$195.68	5.78%
Misc M/S	\$99.00	2.92%

Total **\$3,386.13** **100.00%**

Special Vendor Services (Breakdown by Category)

Trash:	\$675.00	Septic:	\$130.00
HVAC:	\$0.00	Portable Toilet:	\$0.00
Electrical:	\$0.00	Fire Extinguisher:	\$44.95
Plumbing:	\$632.00	Landscape:	\$0.00
Well:	\$0.00	Misc:	\$0.00

Total: \$1,481.95

Miscellaneous Costs (Breakdown by Category)

Communication:	\$0.00	Storage:	\$0.00	Other Miscellaneous	\$204.11
Water Testing:	\$5.30	Phone/Pager:	\$91.09	Total:	\$300.50

Other Costs Included In Project ID

The cost breakdowns in the categories below are NOT included in the overall totals above with the exception of the projects checked as being "extra work". Extra work projects are included in the overall totals.

Projects Summary

County	Sites	Project Description:	Extra Work	Preliminary \$	Final \$
Manitowoc	W-4 Memorial Dr.	Repair/Rebuild Display case	<input checked="" type="checkbox"/>	\$860.04	\$860.04

Utilities (Breakdown by Category)

Site	Telephone	Gas	Electric	Trash	Water/Sewer	Total
Manitowoc W-4					\$999.96	\$999.96

Site Statistics - by County then by Site

Manitowoc W-4 Lakeshore

Site No: **Hwy No:** **Side of Road:** **Mile Post:** **Maintained by:**

W-36-4 42 E 34+.00 RFW

Location: Lakeshore - Manitowoc to Two Rivers

Size Acres: 5.0 **Site Type:** Seasonal Site

Car Parking:	66	Flag Pole:	Scenic Overlook:	1
Truck Parking:		Info Board:	SB	Historical Marker:
Standard Table:	15	Lighting:	Y	Boat Landing:
Phy Hdcp Tables:	2	Water Supply:	M	Welcome Sign:
Fire Grills:	4	Elect Fountain:		
Waste Recp:	4	Wastewater:	M	
Recycle Bins:	6	Exhaust Fans:	Y	
Telephone:		Lawcon:		



Special Remarks:

Site History

Site Added to RAM Program: 2003

Site Notes:

Inspection Summary by FY

Inspections Completed:	5
Rest Rooms - Men:	96.00%
Rest Rooms - Women:	100.00%
Well Shelter:	96.00%
Grounds:	92.31%
Overall Site:	96.08%

Site Schedule

Site Schedule: May 1 - November 30

Work Schedule:

Traffic/Water Summary by CY

Annual Average Daily Traffic:

	<u>CY 2002</u>	<u>CY 2003</u>	<u>CY 2004</u>
Avg AADT:	235		

Site Statistics - by County then by Site

Manitowoc W-10 Millhome

Site No: **Hwy No:** **Side of Road:** **Mile Post:** **Maintained by:**

W-36-1 32&57 S 98+.26 RFW

Location: 2.8 mi E of Kiel, at Millhome

Size Acres: 1.9 **Site Type:** Scenic Overlook

Car Parking:	14	Flag Pole:		Scenic Overlook:	
Truck Parking:	3	Info Board:	LB	Historical Marker:	
Standard Table:	4	Lighting:	Y	Boat Landing:	
Phy Hdcp Tables:	2	Water Supply:	W	Welcome Sign:	
Fire Grills:	4	Elect Fountain:			
Waste Recp:	2	Wastewater:	V		
Recycle Bins:	6	Exhaust Fans:	Y		
Telephone:		Lawcon:			



Special Remarks:

Site History

Site Added to RAM Program: 2003

Site Notes:

Inspection Summary by FY

Inspections Completed: 6

Rest Rooms - Men: 91.67%

Rest Rooms - Women: 98.33%

Well Shelter: 90.00%

Grounds: 91.03%

Overall Site: 92.76%

Site Schedule

Site Schedule: May 1 - October 31

Work Schedule:

Traffic/Water Summary by CY

Annual Average Daily Traffic:

	<u>CY 2002</u>	<u>CY 2003</u>	<u>CY 2004</u>
Avg AADT:	104		

Site Statistics - by County then by Site

Manitowoc S-J

Site No: **Hwy No:** **Side of Road:** **Mile Post:** **Maintained by:**
S-36-J 42 E 34+.59 RFW

Location: Lakeshore - Manitowoc to Two Rivers

Size Acres: **Site Type:** Scenic Overlook

Car Parking:	11	Flag Pole:	Scenic Overlook:	1
Truck Parking:		Info Board:	Historical Marker:	
Standard Table:		Lighting:	Boat Landing:	
Phy Hdcp Tables:		Water Supply:	Welcome Sign:	
Fire Grills:		Elect Fountain:		
Waste Recp:	1	Wastewater:		
Recycle Bins:		Exhaust Fans:		
Telephone:		Lawcon:		



Special Remarks:

Site History

Site Added to RAM Program: 2003

Site Notes:

Inspection Summary by FY

Site Schedule

Site Schedule: May 1 - November 30

Work Schedule:

Traffic/Water Summary by CY

Site Statistics - by County then by Site

Manitowoc S-K

Site No: **Hwy No:** **Side of Road:** **Mile Post:** **Maintained by:**
S-36-K 42 E 35+.15 RFW

Location: Lakeshore - Manitowoc to Two Rivers

Size Acres: **Site Type:** Scenic Overlook

Car Parking:	13	Flag Pole:	Scenic Overlook:	1
Truck Parking:		Info Board:	Historical Marker:	
Standard Table:		Lighting:	Boat Landing:	
Phy Hdcp Tables:		Water Supply:	Welcome Sign:	
Fire Grills:		Elect Fountain:		
Waste Recp:	1	Wastewater:		
Recycle Bins:		Exhaust Fans:		
Telephone:		Lawcon:		



Special Remarks:

Site History

Site Added to RAM Program: 2003

Site Notes:

Inspection Summary by FY

Site Schedule

Site Schedule: May 1 - November 30

Work Schedule:

Traffic/Water Summary by CY

Site Statistics - by County then by Site

Manitowoc S-L

Site No: **Hwy No:** **Side of Road:** **Mile Post:** **Maintained by:**
S-36-L 42 E 35+.71 RFW

Location: Lakeshore - Manitowoc to Two Rivers

Size Acres: **Site Type:** Scenic Overlook

Car Parking: 22	Flag Pole:	Scenic Overlook: 1
Truck Parking:	Info Board:	Historical Marker:
Standard Table:	Lighting:	Boat Landing:
Phy Hdcp Tables:	Water Supply:	Welcome Sign:
Fire Grills:	Elect Fountain:	
Waste Recp: 1	Wastewater:	
Recycle Bins:	Exhaust Fans:	
Telephone:	Lawcon:	



Special Remarks:

Site History

Site Added to RAM Program: 2003

Site Notes:

Inspection Summary by FY

Site Schedule

Site Schedule: May 1 - November 30

Work Schedule:

Traffic/Water Summary by CY

Wisconsin's Rest Area Maintenance Program
Cost Summary by CRP then by Site

FY 2004
 prepared by RFW, Inc.

Dunn

RA 61 & 62, P&R

Indianhead Enterprises, Inc.

1426 Indianhead Drive; Menomonie, WI 54751-8524
 Phone: (715) 232-6460 Fax: (715) 232-6463

Project ID Summary: 0017-02-47

CCLM

Facility Repair/Emergency Costs by Outside Vendor

Utility Costs

\$281,417.82

\$18,454.03

CCLM Overall Actual vs Budget Summary

YTD Actual \$281,417.82 YTD Budget: \$292,342.51 Difference: (\$10,924.69) Percent: 96.26%

	<u>Actual Cost</u>	<u>% of Total Cost</u>		<u>Actual Cost</u>	<u>% of Total Cost</u>
Salaries	\$159,608.41	56.72%	Contractor Service Costs	\$36,077.16	12.82%
Benefits	\$57,618.06	20.47%	Site Liability Insurance	\$1,591.08	0.57%
Materials and Supplies	\$20,612.77	7.32%	Special Vendor Services	\$850.65	0.30%
Equipment Costs	\$1,926.29	0.68%	Miscellaneous Costs	\$16.17	0.01%
Vehicle Costs	\$3,117.23	1.11%			

CCLM Breakdown by Category

The cost breakdowns in the categories below are included in the overall totals above.

Materials and Supplies (Breakdown by Category)

Cleaning	\$4,174.76	20.25%
Paper/Other Consumables	\$12,146.20	58.93%
Building Repairs/Mtnce	\$2,007.62	9.74%
Grounds Repairs/Mtnce	\$1,389.54	6.74%
Tools	\$251.54	1.22%
Uniform	\$362.45	1.76%
Misc M/S	\$280.66	1.36%

Total \$20,612.77 100.00%

Special Vendor Services (Breakdown by Category)

Trash:	\$0.00	Septic:	\$0.00
HVAC:	\$667.65	Portable Toilet:	\$0.00
Electrical:	\$0.00	Fire Extinguisher:	\$33.00
Plumbing:	\$150.00	Landscape:	\$0.00
Well:	\$0.00	Misc:	\$0.00

Total: \$850.65

Miscellaneous Costs (Breakdown by Category)

Communication:	\$0.00	Storage:	\$0.00	Other Miscellaneous	\$0.00
Water Testing:	\$16.17	Phone/Pager:	\$0.00	Total:	\$16.17

Other Costs Included In Project ID

The cost breakdowns in the categories below are NOT included in the overall totals above with the exception of the projects checked as being "extra work". Extra work projects are included in the overall totals.

Utilities (Breakdown by Category)

Site	Telephone	Gas	Electric	Trash	Water/Sewer	Total
Dunn RA 61	\$373.51		\$9,025.34			\$9,398.85
Dunn RA 62	\$354.12		\$8,701.06			\$9,055.18

Site Statistics - by County then by Site

Dunn RA 61

Site No: **Hwy No:** **Side of Road:** **Mile Post:** **Maintained by:**

R-17-61 I94 S 43 RFW

Location: 1.5 mi E of STH 25 (EB)

Size Acres: 15.3 **Site Type:** Rest Area

Car Parking:	45	Flag Pole:	2	Scenic Overlook:	
Truck Parking:	25	Info Board:	WM	Historical Marker:	1
Standard Table:	10	Lighting:	Y	Boat Landing:	
Phy Hdcp Tables:	11	Water Supply:	M	Welcome Sign:	
Fire Grills:		Elect Fountain:	Y		
Waste Recp:	18	Wastewater:	M		
Recycle Bins:	28	Exhaust Fans:			
Telephone:	Y	Lawcon:			



Special Remarks: "Chippewa Valley White Pine" marker, vending machine, play equip, and Lone Pine Memorial (Dunn Co. Veterans).

Site History

Site Added to RAM Program: 1989

Site Notes: 10/29/04 - 6/15/04 - site closed due to highway road construction. 9/2/03 - Closed due to highway road construction for 4 weeks. Site opened in 1989.

Site Schedule

Site Schedule: -

Work Schedule: SCHEDULE #1 - Summer (Memorial Day through Labor Day) 7 days per week: 7:00 a.m. through 11:00 p.m.

SCHEDULE #2 - Winter (September 1 to May 31) 7 days per week: 7:00 a.m. through 11:00 p.m.

Inspection Summary by FY

Inspections Completed 15

Exterior, Entrances and Lobby:	95%
Rest Rooms - Men:	96%
Rest Rooms - Women:	97%
Storage and Mechanical Areas	100%
Grounds:	93%

Overall Site: **95.93%**

Traffic/Water Summary by CY

Annual Average Daily Traffic:

	<u>CY 2002</u>	<u>CY 2003</u>	<u>CY 2004</u>
Avg AADT:	1,099	1,091	1,057

Year-to-Date Average Water (in Gallons):

	<u>CY 2002</u>	<u>CY 2003</u>	<u>CY 2004</u>
YTD Avg:	117,500	83,750	70,500

Comment Card Summary - by FY

Total Cards Received: 144

Service Averages: (Rated on a 5 point scale with 1 being the best)

Parking Lot	1.29	Rest Rooms	1.22	Grounds	1.2	Overall: 1.25
Lobby	1.31	Picnic Facilities	1.42	Sidewalks	1.3	

Total times Accessories used/percent:

Rest Rooms	100	69.44%	Phone	16	11.11%
Tourism Mat'ls	35	24.31%	Vending	51	35.42%
Picnic Area	16	11.11%	Pet Walk	9	6.25%
Weather	43	29.86%			

Site Statistics - by County then by Site

Dunn RA 62

Site No: **Hwy No:** **Side of Road:** **Mile Post:** **Maintained by:**

R-17-62 I94 N 43 RFW

Location: 2.5 mi W of CTH "B" (WB)

Size Acres: 14.0 **Site Type:** Rest Area

Car Parking:	45	Flag Pole:	2	Scenic Overlook:	
Truck Parking:	25	Info Board:	WM	Historical Marker:	1
Standard Table:	11	Lighting:	Y	Boat Landing:	
Phy Hdcp Tables:	9	Water Supply:	M	Welcome Sign:	
Fire Grills:		Elect Fountain:			
Waste Recp:	23	Wastewater:	M		
Recycle Bins:	28	Exhaust Fans:			
Telephone:	Y	Lawcon:			



Special Remarks: "World War I" marker, vending machines, and play equipment.

Site History

Site Added to RAM Program: 1989

Site Notes: 10/29/04 - 6/15/04 - site closed due to highway road construction. 9/2/03 - Closed due to road construction for 4 weeks. Site opened in 1989.

Site Schedule

Site Schedule: -

Work Schedule: SCHEDULE #1 - Summer (Memorial Day through Labor Day) 7 days per week: 7:00 a.m. through 11:00 p.m.

SCHEDULE #2 - Winter (September 1 to May 31) 7 days per week: 7:00 a.m. through 11:00 p.m.

Inspection Summary by FY

Inspections Completed 13

Exterior, Entrances and Lobby:	97%
Rest Rooms - Men:	96%
Rest Rooms - Women:	97%
Storage and Mechanical Areas	100%
Grounds:	91%

Overall Site: **96.18%**

Traffic/Water Summary by CY

Annual Average Daily Traffic:

	<u>CY 2002</u>	<u>CY 2003</u>	<u>CY 2004</u>
Avg AADT:	1,162	1,130	1,033

Year-to-Date Average Water (in Gallons):

	<u>CY 2002</u>	<u>CY 2003</u>	<u>CY 2004</u>
YTD Avg:	111,063	94,063	70,800

Comment Card Summary - by FY

Total Cards Received: 94

Service Averages: (Rated on a 5 point scale with 1 being the best)

Parking Lot	1.37	Rest Rooms	1.37	Grounds	1.4	Overall: 1.32
Lobby	1.22	Picnic Facilities	1.49	Sidewalks	1.4	

Total times Accessories used/percent:

Rest Rooms	59	62.77%	Phone	10	10.64%
Tourism Mat'ls	19	20.21%	Vending	35	37.23%
Picnic Area	4	4.26%	Pet Walk	1	1.06%
Weather	29	30.85%			

Site Statistics - by County then by Site

Dunn PR-1

Site No: PR-17-1 **Hwy No:** 12 **Side of Road:** N **Mile Post:** **Maintained by:** RFW

Location: Intersection of USH 12 & IH 94

Size Acres: **Site Type:** Park & Ride

Car Parking: 34	Flag Pole:	Scenic Overlook:
Truck Parking:	Info Board:	Historical Marker:
Standard Table:	Lighting: Y	Boat Landing:
Phy Hdcp Tables:	Water Supply:	Welcome Sign:
Fire Grills:	Elect Fountain:	
Waste Recp:	Wastewater:	
Recycle Bins:	Exhaust Fans:	
Telephone:	Lawcon:	



Special Remarks:

Site History

Site Added to RAM Program: 1989

Site Notes:

Site Schedule

Site Schedule: -

Work Schedule: SCHEDULE #1: May 1 through October 31. General custodial duties performed: Park & ride lot cleaned twice per week or as needed. SCHEDULE #2: November 1 through March 31: Once per week or as needed.

Inspection Summary by FY

Inspections Completed **4**

Grounds: **97.50%**

Traffic/Water Summary by CY

Wisconsin's Rest Area Maintenance Program
Cost Summary by CRP then by Site

FY 2004
 prepared by RFW, Inc.

Kenosha

RA 26, M-F, M-G, H-5, Vacant Lot

Kenosha Achievement Center Inc.

1218-79th Street; Kenosha, WI 53143-6111
 Phone: (262) 658-1687 Fax: (262) 605-3300

Project ID Summary: 0030-02-46

CCLM	Facility Repair/Emergency Costs by Outside Vendor	Utility Costs
\$316,721.38		\$21,506.45

CCLM Overall Actual vs Budget Summary

YTD Actual \$316,721.38 YTD Budget: \$329,136.94 Difference: (\$12,415.56) Percent: 96.23%

	<u>Actual Cost</u>	<u>% of Total Cost</u>		<u>Actual Cost</u>	<u>% of Total Cost</u>
Salaries	\$158,515.81	50.05%	Contractor Service Costs	\$50,074.20	15.81%
Benefits	\$56,096.52	17.71%	Site Liability Insurance	\$5,400.00	1.70%
Materials and Supplies	\$16,466.55	5.20%	Special Vendor Services	\$7,939.55	2.51%
Equipment Costs	\$9,307.10	2.94%	Miscellaneous Costs	\$1,790.34	0.57%
Vehicle Costs	\$11,131.31	3.51%			

CCLM Breakdown by Category

The cost breakdowns in the categories below are included in the overall totals above.

Materials and Supplies (Breakdown by Category)

Cleaning	\$9,046.14	54.94%
Paper/Other Consumables	\$1,610.28	9.78%
Building Repairs/Mtnce	\$3,175.93	19.29%
Grounds Repairs/Mtnce	\$1,121.63	6.81%
Tools	\$266.21	1.62%
Uniform	\$1,128.36	6.85%
Misc M/S	\$118.00	0.72%
Total	\$16,466.55	100.00%

Special Vendor Services (Breakdown by Category)

Trash:	\$0.00	Septic:	\$0.00
HVAC:	\$4,858.00	Portable Toilet:	\$0.00
Electrical:	\$216.00	Fire Extinguisher:	\$265.55
Plumbing:	\$2,300.00	Landscape:	\$0.00
Well:	\$300.00	Misc:	\$0.00
Total:		\$7,939.55	

Miscellaneous Costs (Breakdown by Category)

Communication:	\$73.94	Storage:	\$0.00	Other Miscellaneous	\$248.99
Water Testing:	\$0.00	Phone/Pager:	\$1,467.41	Total:	\$1,790.34

Other Costs Included In Project ID

The cost breakdowns in the categories below are NOT included in the overall totals above with the exception of the projects checked as being "extra work". Extra work projects are included in the overall totals.

Projects Summary

County	Sites	Project Description:	Extra Work	Preliminary \$	Final \$
Kenosha	RA 26	Condensor replacement	<input checked="" type="checkbox"/>	\$3,500.00	\$3,031.00
Kenosha	RA 26	Replace 2 water heaters and convert electrical wiring from 3-phase to single-phase	<input checked="" type="checkbox"/>	\$1,150.00	\$2,516.00
Kenosha	RA 26	Rekey 7 locks to allow TIC and Mtnce Staff access with master key	<input checked="" type="checkbox"/>	\$135.10	\$135.10

Utilities (Breakdown by Category)

Site	Telephone	Gas	Electric	Trash	Water/Sewer	Total
Kenosha RA 26, M, Vacant Lot	\$904.41		\$20,602.04			\$21,506.45

Site Statistics - by County then by Site

Kenosha RA 26, M, Vacant Lot

Site No: I-30-26 **Hwy No:** I94 **Side of Road:** E **Mile Post:** 347D+.41 **Maintained by:** RFW

Location: 1.6 mi N of State Line (WB)

Size Acres: 28.2 **Site Type:** Tourist Information Center

Car Parking: 75	Flag Pole: 3	Scenic Overlook:
Truck Parking: 27	Info Board: WM	Historical Marker: 2
Standard Table: 20	Lighting: Y	Boat Landing:
Phy Hdcp Tables: 4	Water Supply: M	Welcome Sign: 1
Fire Grills:	Elect Fountain:	
Waste Recp: 13	Wastewater: M	
Recycle Bins: 27	Exhaust Fans:	
Telephone: Y	Lawcon:	



Special Remarks: "History of the Word Wisconsin" marker, pond with fountain.

Site History

Site Added to RAM Program: 1990

Site Notes:

Site Schedule

Site Schedule: -

Work Schedule: SCHEDULE #1 - January 1 to December 31 7 days per week: 6:00 a.m. - 10:00 p.m.
SCHEDULE #2 - May 1 to October 31. M-F, M-G, and M & H-5 - Three times per month or as necessary. Flowers will be planted around the welcome signs and the historical marker in spring as soon as weather permits.
Vacant Lot (Hwy 31 and corner of WG County Hwy)

Inspection Summary by FY

Inspections Completed 10

Exterior, Entrances and Lobby:	96%
Rest Rooms - Men:	98%
Rest Rooms - Women:	99%
Storage and Mechanical Areas	100%
Grounds:	97%
Overall Site:	97.94%

Traffic/Water Summary by CY

Annual Average Daily Traffic:

	<u>CY 2002</u>	<u>CY 2003</u>	<u>CY 2004</u>
Avg AADT:	1,465	1,295	1,574

Year-to-Date Average Water (in Gallons):

	<u>CY 2002</u>	<u>CY 2003</u>	<u>CY 2004</u>
YTD Avg:	73,571	48,865	66,319

Comment Card Summary - by FY

Total Cards Received: 126

Service Averages: (Rated on a 5 point scale with 1 being the best)

Parking Lot	1.23	Rest Rooms	1.30	Grounds	1.2	Overall: 1.25
Lobby	1.16	Picnic Facilities	1.34	Sidewalks	1.2	

Total times Accessories used/percent:

Rest Rooms	91	72.22%	Phone	12	9.52%
Tourism Mat'ls	60	47.62%	Vending	24	19.05%
Picnic Area	10	7.94%	Pet Walk	5	3.97%
Weather	17	13.49%			

Site Statistics - by County then by Site

Kenosha H-5, M

Site No: H-30-5 **Hwy No:** 32 **Side of Road:** E **Mile Post:** 4+.27 **Maintained by:** RFW

Location: 2.9 mi N of State Line

Size Acres: 0.5 **Site Type:** Seasonal Site

Car Parking:	Flag Pole:	2	Scenic Overlook:
Truck Parking:	Info Board:		Historical Marker: 1
Standard Table:	Lighting:	Y	Boat Landing:
Phy Hdcp Tables:	Water Supply:		Welcome Sign: 1
Fire Grills:	Elect Fountain:		
Waste Recp:	Wastewater:		
Recycle Bins:	Exhaust Fans:		
Telephone:	Lawcon:		



Special Remarks: "32nd Division Memorial Highway" marker.

Site History

Site Added to RAM Program: 1990

Site Notes: Current rest area opened in 1991, the site layout was enlarged and reconfigured.

Site Schedule

Site Schedule: -

Work Schedule: Three times per month or as necessary. Flowers will be planted around the welcome signs and the historical marker in spring as soon as weather permits.

Inspection Summary by FY

Inspections Completed:	1
Rest Rooms - Men:	100.00%
Rest Rooms - Women:	100.00%
Well Shelter:	100.00%
Grounds:	92.31%
Overall Site:	98.08%

Traffic/Water Summary by CY

Annual Average Daily Traffic:

	<u>CY 2002</u>	<u>CY 2003</u>	<u>CY 2004</u>
Avg AADT:			

Site Statistics - by County then by Site

Kenosha M-F

Site No: M-30-F **Hwy No:** 45 **Side of Road:** E **Mile Post:** **Maintained by:** RFW

Location: 1.3 mi N of State Line

Size Acres: 1.0 **Site Type:** Seasonal Site

Car Parking:	Flag Pole:	Scenic Overlook:
Truck Parking:	Info Board:	Historical Marker:
Standard Table:	Lighting:	Boat Landing:
Phy Hdcp Tables:	Water Supply:	Welcome Sign: 1
Fire Grills:	Elect Fountain:	
Waste Recp:	Wastewater:	
Recycle Bins:	Exhaust Fans:	
Telephone:	Lawcon:	



Special Remarks:

Site History

Site Added to RAM Program: 1990

Site Notes:

Site Schedule

Site Schedule: -

Work Schedule: Three times per month or as necessary. Flowers will be planted around the welcome signs and the historical marker in spring as soon as weather permits.

Inspection Summary by FY

Inspections Completed:	1
Rest Rooms - Men:	100.00%
Rest Rooms - Women:	100.00%
Well Shelter:	100.00%
Grounds:	100.00%
Overall Site:	100.00%

Traffic/Water Summary by CY

Site Statistics - by County then by Site

Kenosha M-G

Site No: M-30-G **Hwy No:** I94 **Side of Road:** E **Mile Post:** **Maintained by:** RFW

Location: 0.5 mi N of State Line

Size Acres: 3.0 **Site Type:** Seasonal Site

Car Parking:	Flag Pole:	Scenic Overlook:
Truck Parking:	Info Board:	Historical Marker:
Standard Table:	Lighting: Y	Boat Landing:
Phy Hdcp Tables:	Water Supply:	Welcome Sign: 1
Fire Grills:	Elect Fountain:	
Waste Recp:	Wastewater:	
Recycle Bins:	Exhaust Fans:	
Telephone:	Lawcon:	



Special Remarks:

Site History

Site Added to RAM Program: 1990

Site Notes:

Site Schedule

Site Schedule: -

Work Schedule: Three times per month or as necessary. Flowers will be planted around the welcome signs and the historical marker in spring as soon as weather permits.

Inspection Summary by FY

Traffic/Water Summary by CY

Wisconsin's Rest Area Maintenance Program
Cost Summary by CRP then by Site

FY 2004
 prepared by RFW, Inc.

Chippewa S(1) & Eau Claire (2) & Dunn (3)

(1) W-9,W-11,H-15 (2) W-4 (3) W-6

L.E. Phillips Career Development Center

1515 Ball Street; Eau Claire, WI 54701-3261
 Phone: (715) 834-2771 Fax: (715) 834-1123

Project ID Summary: 0018-02-48

CCLM

Facility Repair/Emergency Costs by Outside Vendor

Utility Costs

\$51,176.59

\$779.01

CCLM Overall Actual vs Budget Summary

YTD Actual \$51,176.59 **YTD Budget:** \$54,620.08 **Difference:** (\$3,443.49) **Percent:** 93.70%

	<u>Actual Cost</u>	<u>% of Total Cost</u>		<u>Actual Cost</u>	<u>% of Total Cost</u>
Salaries	\$18,034.36	35.24%	Contractor Service Costs	\$10,400.00	20.32%
Benefits	\$5,049.61	9.87%	Site Liability Insurance	\$634.50	1.24%
Materials and Supplies	\$4,752.89	9.29%	Special Vendor Services	\$4,425.58	8.65%
Equipment Costs	\$4,667.68	9.12%	Miscellaneous Costs	\$223.50	0.44%
Vehicle Costs	\$2,988.47	5.84%			

CCLM Breakdown by Category

The cost breakdowns in the categories below are included in the overall totals above.

Materials and Supplies (Breakdown by Category)

Cleaning	\$901.10	18.96%
Paper/Other Consumables	\$1,233.42	25.95%
Building Repairs/Mtnce	\$1,965.96	41.36%
Grounds Repairs/Mtnce	\$272.92	5.74%
Tools	\$207.86	4.37%
Uniform	\$0.00	0.00%
Misc M/S	\$171.63	3.61%

Total **\$4,752.89** **100.00%**

Special Vendor Services (Breakdown by Category)

Trash:	\$2,100.00	Septic:	\$1,680.00
HVAC:	\$100.00	Portable Toilet:	\$0.00
Electrical:	\$0.00	Fire Extinguisher:	\$0.00
Plumbing:	\$0.00	Landscape:	\$0.00
Well:	\$545.58	Misc:	\$0.00

Total: \$4,425.58

Miscellaneous Costs (Breakdown by Category)

Communication:	\$0.00	Storage:	\$0.00	Other Miscellaneous	\$0.00
Water Testing:	\$28.50	Phone/Pager:	\$195.00	Total:	\$223.50

Other Costs Included In Project ID

The cost breakdowns in the categories below are NOT included in the overall totals above with the exception of the projects checked as being "extra work". Extra work projects are included in the overall totals.

Projects Summary

County	Sites	Project Description:	Extra Work	Preliminary \$	Final \$
Chippewa/ EauClaire/ Dunn	all	Rebuild lawn mower motor	<input checked="" type="checkbox"/>	\$1,000.00	\$846.93

Utilities (Breakdown by Category)

Site	Telephone	Gas	Electric	Trash	Water/Sewer	Total
Chippewa W-11			\$352.66			\$352.66
Eau Claire W-4			\$426.35			\$426.35

Site Statistics - by County then by Site

Chippewa W-9 Bloomer

Site No: W-9-9 **Hwy No:** 64 **Side of Road:** E **Mile Post:** 73Z+.45 **Maintained by:** RFW

Location: 1.0 mi N of Bloomer

Size Acres: 5.1 **Site Type:** Seasonal Site

Car Parking: 17	Flag Pole:	Scenic Overlook:
Truck Parking: 5	Info Board: LB	Historical Marker:
Standard Table: 2	Lighting:	Boat Landing:
Phy Hdcp Tables: 1	Water Supply:	Welcome Sign:
Fire Grills: 3	Elect Fountain:	
Waste Recp:	Wastewater: V	
Recycle Bins:	Exhaust Fans:	
Telephone:	Lawcon:	



Special Remarks:

Site History

Site Added to RAM Program: 1992

Site Notes:

Inspection Summary by FY

Inspections Completed:	6
Rest Rooms - Men:	96.67%
Rest Rooms - Women:	96.67%
Well Shelter:	100.00%
Grounds:	94.87%
Overall Site:	97.05%

Site Schedule

Site Schedule: May 1 - October 31

Work Schedule: Site opening preparation will begin April 1 through April 30. General custodial duties performed: Monday, Wednesday and Friday.

Traffic/Water Summary by CY

Annual Average Daily Traffic:

	<u>CY 2002</u>	<u>CY 2003</u>	<u>CY 2004</u>
Avg AADT:			

Site Statistics - by County then by Site

Chippewa W-11 Cadot

Site No: W-9-11 **Hwy No:** 27 **Side of Road:** W **Mile Post:** 250+.44 **Maintained by:** RFW

Location: 3.0 mi N of STH 29

Size Acres: 1.0 **Site Type:** Seasonal Site

Car Parking:	7	Flag Pole:		Scenic Overlook:	
Truck Parking:	1	Info Board:	LB	Historical Marker:	
Standard Table:	2	Lighting:	Y	Boat Landing:	
Phy Hdcp Tables:	1	Water Supply:	W	Welcome Sign:	
Fire Grills:	3	Elect Fountain:			
Waste Recp:	2	Wastewater:	V		
Recycle Bins:	6	Exhaust Fans:			
Telephone:		Lawcon:			



Special Remarks:

Site History

Site Added to RAM Program: 1992

Site Notes:

Inspection Summary by FY

Inspections Completed:	5
Rest Rooms - Men:	92.00%
Rest Rooms - Women:	100.00%
Well Shelter:	100.00%
Grounds:	95.38%
Overall Site:	96.85%

Site Schedule

Site Schedule: May 1 - October 31

Work Schedule: Site opening preparation will begin April 1 through April 30. General custodial duties performed: Monday, Wednesday and Friday.

Traffic/Water Summary by CY

Annual Average Daily Traffic:

	<u>CY 2002</u>	<u>CY 2003</u>	<u>CY 2004</u>
Avg AADT:		97	

Site Statistics - by County then by Site

Chippewa H-15

Site No: H-9-15 **Hwy No:** 124 **Side of Road:** E **Mile Post:** 13+.49 **Maintained by:** RFW

Location: 3 mi N of Chippewa Falls

Size Acres: **Site Type:** Seasonal Site

Car Parking:	Flag Pole:	Scenic Overlook:
Truck Parking:	Info Board:	Historical Marker: 1
Standard Table:	Lighting:	Boat Landing:
Phy Hdcp Tables:	Water Supply:	Welcome Sign:
Fire Grills:	Elect Fountain:	
Waste Recp:	Wastewater:	
Recycle Bins:	Exhaust Fans:	
Telephone:	Lawcon:	



Special Remarks: "Nation's First Cooperative Generating Station" marker.

Site History

Site Added to RAM Program: 1992

Site Notes: HM "Northern Wisconsin Center for the Developmentally Disabled" Erected 1996.

Site Schedule

Site Schedule: May 1 - October 31

Work Schedule: Site opening preparation will begin April 1 through April 30. General custodial duties performed: once per week or as necessary.

Inspection Summary by FY

Inspections Completed:	1
Rest Rooms - Men:	100.00%
Rest Rooms - Women:	100.00%
Well Shelter:	100.00%
Grounds:	100.00%
Overall Site:	100.00%

Traffic/Water Summary by CY

Site Statistics - by County then by Site

Dunn W-6 Red Cedar River

Site No: **Hwy No:** **Side of Road:** **Mile Post:** **Maintained by:**

W-17-6 64 S 62+.10 RFW

Location: 0.5 mi W of CTH "M" on Red Cedar R.

Size Acres: 6.2 **Site Type:** Seasonal Site

Car Parking:	12	Flag Pole:		Scenic Overlook:	
Truck Parking:	11	Info Board:	LB	Historical Marker:	
Standard Table:	3	Lighting:		Boat Landing:	1
Phy Hdcp Tables:	1	Water Supply:	W	Welcome Sign:	
Fire Grills:	2	Elect Fountain:			
Waste Recp:		Wastewater:	V		
Recycle Bins:		Exhaust Fans:			
Telephone:		Lawcon:	Y		



Special Remarks: DNR boat ramp.

Site History

Site Added to RAM Program: 1989

Site Notes: Spring 2002 - Transferred from Indianhead Enterprises to L.E. Phillips Career Development Center.

Site Schedule

Site Schedule: May 1 - October 31

Work Schedule: Site opening preparation will begin April 1 through April 30. General custodial duties performed: Monday, Wednesday, and Friday.

Inspection Summary by FY

Inspections Completed:	4
Rest Rooms - Men:	82.50%
Rest Rooms - Women:	90.00%
Well Shelter:	95.00%
Grounds:	98.08%
Overall Site:	91.39%

Traffic/Water Summary by CY

Annual Average Daily Traffic:

	<u>CY 2002</u>	<u>CY 2003</u>	<u>CY 2004</u>
Avg AADT:	46		

Site Statistics - by County then by Site

Eau Claire W-4 Caryville

Site No: **Hwy No:** **Side of Road:** **Mile Post:** **Maintained by:**

W-18-4 85 N 26F+.42 RFW

Location: 0.5 mi W of STH 37

Size Acres: 6.0 **Site Type:** Seasonal Site

Car Parking: 20	Flag Pole:	Scenic Overlook:
Truck Parking: 3	Info Board: SB	Historical Marker: 1
Standard Table: 4	Lighting: Y	Boat Landing:
Phy Hdcp Tables: 1	Water Supply: W	Welcome Sign:
Fire Grills: 2	Elect Fountain: Y	
Waste Recp: 2	Wastewater: V	
Recycle Bins: 6	Exhaust Fans: Y	
Telephone:	Lawcon: Y	



Special Remarks: Bike trail access, "Silver Mine Ski Jump " marker.

Site History

Site Added to RAM Program: 1991

Site Notes:

Site Schedule

Site Schedule: -

Work Schedule: Open Season - May 1 through November 30. Site opening preparation will begin April 1 through April 30. General custodial duties performed: Monday, Wednesday, and Friday.

Inspection Summary by FY

Inspections Completed:	3
Rest Rooms - Men:	86.67%
Rest Rooms - Women:	90.00%
Well Shelter:	100.00%
Grounds:	100.00%
Overall Site:	94.17%

Traffic/Water Summary by CY

Annual Average Daily Traffic:

	<u>CY 2002</u>	<u>CY 2003</u>	<u>CY 2004</u>
Avg AADT:		90	

Wisconsin's Rest Area Maintenance Program
Cost Summary by CRP then by Site

FY 2004
 prepared by RFW, Inc.

Marquette

RA 81 & 82

Marquette Area Opportunities Inc.

W3245 Hwy 22 South & 5th; Montello, WI 53949-
 Phone: (608) 297-2224 Fax: (608) 297-2224

Project ID Summary: 0039-02-47

CCLM

Facility Repair/Emergency Costs by Outside Vendor

Utility Costs

\$32,066.99

CCLM Overall Actual vs Budget Summary

YTD Actual \$32,066.99 YTD Budget: \$32,066.99 Difference: \$0.00 Percent: 100.00%

	<u>Actual Cost</u>	<u>% of Total Cost</u>		<u>Actual Cost</u>	<u>% of Total Cost</u>
Salaries	\$19,215.10	59.92%	Contractor Service Costs	\$3,225.00	10.06%
Benefits	\$6,198.78	19.33%	Site Liability Insurance	\$292.26	0.91%
Materials and Supplies	\$2,882.01	8.99%	Special Vendor Services	\$0.00	0.00%
Equipment Costs	\$66.03	0.21%	Miscellaneous Costs	\$153.59	0.48%
Vehicle Costs	\$34.22	0.11%			

CCLM Breakdown by Category

The cost breakdowns in the categories below are included in the overall totals above.

Materials and Supplies (Breakdown by Category)

Cleaning	\$1,041.12	36.12%
Paper/Other Consumables	\$1,440.49	49.98%
Building Repairs/Mtnce	\$61.58	2.14%
Grounds Repairs/Mtnce	\$189.60	6.58%
Tools	\$71.80	2.49%
Uniform	\$0.00	0.00%
Misc M/S	\$77.42	2.69%

Total \$2,882.01 100.00%

Special Vendor Services (Breakdown by Category)

Trash:	\$0.00	Septic:	\$0.00
HVAC:	\$0.00	Portable Toilet:	\$0.00
Electrical:	\$0.00	Fire Extinguisher:	\$0.00
Plumbing:	\$0.00	Landscape:	\$0.00
Well:	\$0.00	Misc:	\$0.00

Total: \$0.00

Miscellaneous Costs (Breakdown by Category)

Communication:	\$0.00	Storage:	\$0.00	Other Miscellaneous	\$0.00
Water Testing:	\$0.00	Phone/Pager:	\$153.59	Total:	\$153.59

Other Costs Included In Project ID

The cost breakdowns in the categories below are NOT included in the overall totals above with the exception of the projects checked as being "extra work". Extra work projects are included in the overall totals.

Site Statistics - by County then by Site

Marquette RA 82

Site No: R-39-82 **Hwy No:** I39/51 **Side of Road:** E **Mile Post:** 117 **Maintained by:** RFW

Location: 4 mi N of Westfield (NB)

Size Acres: 43.5 **Site Type:** Rest Area

Car Parking:	50	Flag Pole:	1	Scenic Overlook:	
Truck Parking:	30	Info Board:	WM	Historical Marker:	1
Standard Table:	6	Lighting:	Y	Boat Landing:	
Phy Hdcp Tables:	4	Water Supply:	W	Welcome Sign:	
Fire Grills:		Elect Fountain:			
Waste Recp:	24	Wastewater:	S		
Recycle Bins:	22	Exhaust Fans:	Y		
Telephone:	Y	Lawcon:			



Special Remarks: "Blue Star Memorial Highway", "Korean War" markers and "Footprints in Sand" plaque and boulder, utility building, vending machines, DTN.

Site History

Site Added to RAM Program: 1987

Site Notes: Building remodeled in 1988. Site opened in 1974.

Site Schedule

Site Schedule: -

Work Schedule: SCHEDULE #1: May 15 through October 31 plus New Year's Day, Good Friday and Easter Monday, Thanksgiving (Thursday and Friday), Deer Hunting Week, and Christmas Day. Sunday, Monday, Thursday, Friday, Saturday from 7:00 a.m. to 4:00 p.m. then 5:00 p.m. to 9:00 p.m., Tuesday, Wednesday from 7:00 a.m. to 4:00 p.m. SCHEDULE #2: December through February, 7 days per week from 7:00 a.m. to 4:00 p.m. SCHEDULE #3: November, March 1 through May 14. 7 days per week from 7:00 a.m. to 4:00 p.m.

Inspection Summary by FY

Inspections Completed 1

Exterior, Entrances and Lobby:	82%
Rest Rooms - Men:	75%
Rest Rooms - Women:	83%
Storage and Mechanical Areas	100%
Grounds:	93%
Overall Site:	86.70%

Traffic/Water Summary by CY

Site Statistics - by County then by Site

Marquette RA 81

Site No: R-39-81 **Hwy No:** I39/51 **Side of Road:** W **Mile Post:** 120 **Maintained by:** RFW

Location: 0.5 mi S of North Co. Line (SB)

Size Acres: 54.6 **Site Type:** Rest Area

Car Parking:	60	Flag Pole:	1	Scenic Overlook:
Truck Parking:	20	Info Board:	WM	Historical Marker:
Standard Table:	10	Lighting:	Y	Boat Landing:
Phy Hdcp Tables:	2	Water Supply:	W	Welcome Sign:
Fire Grills:	5	Elect Fountain:		
Waste Recp:	12	Wastewater:	S	
Recycle Bins:	19	Exhaust Fans:	Y	
Telephone:	Y	Lawcon:		



Special Remarks: "Waushara County Ice Age Trail" Information Shelter, vending machines.

Site History

Site Added to RAM Program: 1988

Site Notes: Building remodeled in 1988. Site opened in 1974.

Site Schedule

Site Schedule: -

Work Schedule: SCHEDULE #1: May 15 through October 31 plus New Year's Day, Good Friday and Easter Monday, Thanksgiving Thursday and Friday), Deer Hunting Week, and Christmas Day. Sunday, Monday, Thursday, Friday, Saturday from 7:00 a.m. to 4:00 p.m. then 5:00 p.m. to 9:00 p.m., Tuesday, Wednesday from 7:00 a.m. to 4:00 p.m. SCHEDULE #2: December through February. 7 days per week from 7:00 a.m. to 4:00 p.m. SCHEDULE #3: November, March 1 through May 14. 7 days per week from 7:00 a.m. to 4:00 p.m.

Inspection Summary by FY

Inspections Completed 1

Exterior, Entrances and Lobby:	73%
Rest Rooms - Men:	100%
Rest Rooms - Women:	83%
Storage and Mechanical Areas	100%
Grounds:	87%
Overall Site:	88.55%

Traffic/Water Summary by CY

Wisconsin's Rest Area Maintenance Program
Cost Summary by CRP then by Site

FY 2004
 prepared by RFW, Inc.

Milwaukee

STH 794

Curative Care Network

1647 South 101st Street; West Allis, WI 53214-4009
 Phone: (414) 257-4057 Fax: (414) 607-5452

Project ID Summary: 0040-02-49

CCLM	Facility Repair/Emergency Costs by Outside Vendor	Utility Costs
\$49,878.21		

CCLM Overall Actual vs Budget Summary

YTD Actual \$49,878.21	YTD Budget: \$49,744.29	Difference: \$133.92	Percent: 100.27%
-------------------------------	--------------------------------	-----------------------------	-------------------------

	<u>Actual Cost</u>	<u>% of Total Cost</u>		<u>Actual Cost</u>	<u>% of Total Cost</u>
Salaries	\$26,088.23	52.30%	Contractor Service Costs	\$4,546.40	9.12%
Benefits	\$3,894.97	7.81%	Site Liability Insurance	\$350.00	0.70%
Materials and Supplies	\$984.17	1.97%	Special Vendor Services	\$0.00	0.00%
Equipment Costs	\$4,537.61	9.10%	Miscellaneous Costs	\$250.96	0.50%
Vehicle Costs	\$9,225.87	18.50%			

CCLM Breakdown by Category

The cost breakdowns in the categories below are included in the overall totals above.

Materials and Supplies (Breakdown by Category)

Cleaning	\$0.00	0.00%
Paper/Other Consumables	\$0.00	0.00%
Building Repairs/Mtnce	\$0.00	0.00%
Grounds Repairs/Mtnce	\$0.00	0.00%
Tools	\$0.00	0.00%
Uniform	\$714.33	72.58%
Misc M/S	\$269.84	27.42%

Total	\$984.17	100.00%
--------------	-----------------	----------------

Special Vendor Services (Breakdown by Category)

Trash:	\$0.00	Septic:	\$0.00
HVAC:	\$0.00	Portable Toilet:	\$0.00
Electrical:	\$0.00	Fire Extinguisher:	\$0.00
Plumbing:	\$0.00	Landscape:	\$0.00
Well:	\$0.00	Misc:	\$0.00

Total:	\$0.00
---------------	---------------

Miscellaneous Costs (Breakdown by Category)

Communication:	\$0.00	Storage:	\$0.00	Other Miscellaneous	\$125.00
Water Testing:	\$0.00	Phone/Pager:	\$125.96	Total:	\$250.96

Other Costs Included In Project ID

The cost breakdowns in the categories below are NOT included in the overall totals above with the exception of the projects checked as being "extra work". Extra work projects are included in the overall totals.

Site Statistics - by County then by Site

Milwaukee L-83

Site No: **Hwy No:** **Side of Road:** **Mile Post:** **Maintained by:**
L-40-79 794 RFW

Location: E. Layton Avenue to Carferry Drive

Size Acres: **Site Type:** Seasonal Site

Car Parking:	Flag Pole:	Scenic Overlook:
Truck Parking:	Info Board:	Historical Marker:
Standard Table:	Lighting:	Boat Landing:
Phy Hdcp Tables:	Water Supply:	Welcome Sign:
Fire Grills:	Elect Fountain:	
Waste Recp:	Wastewater:	
Recycle Bins:	Exhaust Fans:	
Telephone:	Lawcon:	



Special Remarks:

Site History

Site Added to RAM Program: 2002

Site Notes:

Site Schedule

Site Schedule: March 15 - November 30

Work Schedule: Litter Pickup: Prior to each mowing operation. Tree Pruning: Once per year. Shrub Pruning: Shrubs That Bloom in Spring: Just after their blooming period. Shrubs That Bloom in Summer: During their dormant period before growth starts in Spring. Conifer Shrubs: In Spring as new shoots break. Lawn Mowing (2" to 4" Height) - Begin when grass reaches 4 inches in height. End when the grass stops growing. Cut grass to a height of 1 ½ inches in the last mowing. Lawn Mowing: (6" Height) Mow twice per year when grass height is over 8". Plant Bed Maintenance: Check plant beds and add new mulch if necessary once per year in the Spring. Conduct weed control at least once per month while weeds are actively growing or more often if requested by Department.

Inspection Summary by FY

Inspections Completed 4

Grounds: 97.50%

Traffic/Water Summary by CY

Wisconsin's Rest Area Maintenance Program
Cost Summary by CRP then by Site

FY 2004
 prepared by RFW, Inc.

Milwaukee

(1) P&R (7 lots), IA (3 tri)

Curative Care Network

1647 South 101st Street; West Allis, WI 53214-4009
 Phone: (414) 257-4057 Fax: (414) 607-5452

Project ID Summary: 0040-02-48

CCLM

Facility Repair/Emergency Costs by Outside Vendor

Utility Costs

\$69,024.37

CCLM Overall Actual vs Budget Summary

YTD Actual \$69,024.37 YTD Budget: \$67,698.73 Difference: \$1,325.64 Percent: 101.96%

	<u>Actual Cost</u>	<u>% of Total Cost</u>		<u>Actual Cost</u>	<u>% of Total Cost</u>
Salaries	\$31,331.52	45.39%	Contractor Service Costs	\$10,265.03	14.87%
Benefits	\$4,946.26	7.17%	Site Liability Insurance	\$0.00	0.00%
Materials and Supplies	\$1,555.10	2.25%	Special Vendor Services	\$0.00	0.00%
Equipment Costs	\$8,569.54	12.42%	Miscellaneous Costs	\$2,697.76	3.91%
Vehicle Costs	\$9,659.16	13.99%			

CCLM Breakdown by Category

The cost breakdowns in the categories below are included in the overall totals above.

Materials and Supplies (Breakdown by Category)

Cleaning	\$0.00	0.00%
Paper/Other Consumables	\$326.80	21.01%
Building Repairs/Mtnce	\$0.00	0.00%
Grounds Repairs/Mtnce	\$7.99	0.51%
Tools	\$28.76	1.85%
Uniform	\$1,014.77	65.25%
Misc M/S	\$176.78	11.37%

Total \$1,555.10 100.00%

Special Vendor Services (Breakdown by Category)

Trash:	\$0.00	Septic:	\$0.00
HVAC:	\$0.00	Portable Toilet:	\$0.00
Electrical:	\$0.00	Fire Extinguisher:	\$0.00
Plumbing:	\$0.00	Landscape:	\$0.00
Well:	\$0.00	Misc:	\$0.00

Total: \$0.00

Miscellaneous Costs (Breakdown by Category)

Communication:	\$0.00	Storage:	\$1,603.32	Other Miscellaneous	\$617.00
Water Testing:	\$0.00	Phone/Pager:	\$477.44	Total:	\$2,697.76

Other Costs Included In Project ID

The cost breakdowns in the categories below are NOT included in the overall totals above with the exception of the projects checked as being "extra work". Extra work projects are included in the overall totals.

Site Statistics - by County then by Site

Milwaukee IA-1

Site No: **Hwy No:** **Side of Road:** **Mile Post:** **Maintained by:**
L-40-01 100 & 2 RFW

Location: Triangle of STH 100 & STH 24 (Forest Ave)

Size Acres: **Site Type:** Seasonal Site

Car Parking:	Flag Pole:	Scenic Overlook:
Truck Parking:	Info Board:	Historical Marker:
Standard Table:	Lighting:	Boat Landing:
Phy Hdcp Tables: 0	Water Supply:	Welcome Sign:
Fire Grills: 0	Elect Fountain:	
Waste Recp:	Wastewater:	
Recycle Bins:	Exhaust Fans:	
Telephone:	Lawcon:	



Special Remarks:

Site History

Site Added to RAM Program: 1995

Site Notes:

Inspection Summary by FY

Inspections Completed 5

Grounds: 98.00%

Site Schedule

Site Schedule: March 1 - November 30

Work Schedule: March will be extra work to prepare sites for opening. Three days per week or as necessary.

Traffic/Water Summary by CY

Site Statistics - by County then by Site

Milwaukee IA-2

Site No: **Hwy No:** **Side of Road:** **Mile Post:** **Maintained by:**
L-40-02 76 RFW

Location: Triangle of 76th St, Villard Ave, Fond du Lac Ave

Size Acres: **Site Type:** Seasonal Site

Car Parking:	Flag Pole:	Scenic Overlook:
Truck Parking:	Info Board:	Historical Marker:
Standard Table:	Lighting:	Boat Landing:
Phy Hdcp Tables: 0	Water Supply:	Welcome Sign:
Fire Grills: 0	Elect Fountain:	
Waste Recp:	Wastewater:	
Recycle Bins:	Exhaust Fans:	
Telephone:	Lawcon:	



Special Remarks:

Site History

Site Added to RAM Program: 1995

Site Notes:

Inspection Summary by FY

Inspections Completed 3

Grounds: 96.67%

Site Schedule

Site Schedule: March 1 - November 30

Work Schedule: March will be extra work to prepare sites for opening. Three days per week or as necessary.

Traffic/Water Summary by CY

Site Statistics - by County then by Site

Milwaukee IA-3

Site No: L-40-03 **Hwy No:** 68 **Side of Road:** **Mile Post:** **Maintained by:** RFW

Location: Triangle of 68th Street, Hampton Ave, Fond du La

Size Acres: **Site Type:** Seasonal Site

Car Parking:	Flag Pole:	Scenic Overlook:
Truck Parking:	Info Board:	Historical Marker:
Standard Table:	Lighting:	Boat Landing:
Phy Hdcp Tables: 0	Water Supply:	Welcome Sign:
Fire Grills: 0	Elect Fountain:	
Waste Recp:	Wastewater:	
Recycle Bins:	Exhaust Fans:	
Telephone:	Lawcon:	



Special Remarks:

Site History

Site Added to RAM Program: 1995

Site Notes:

Inspection Summary by FY

Inspections Completed **3**

Grounds: **96.67%**

Site Schedule

Site Schedule: March 1 - November 30

Work Schedule: March will be extra work to prepare sites for opening. Three days per week or as necessary.

Traffic/Water Summary by CY

Site Statistics - by County then by Site

Milwaukee PR-10 Holt Ave

Site No: PR-40-1 **Hwy No:** 94 **Side of Road:** W **Mile Post:** **Maintained by:** RFW

Location: IH 94 & Holt Ave.

Size Acres: 2.0 **Site Type:** Park & Ride

Car Parking:	2E	Flag Pole:	Scenic Overlook:
Truck Parking:		Info Board:	Historical Marker:
Standard Table:		Lighting: Y	Boat Landing:
Phy Hdcp Tables:		Water Supply:	Welcome Sign:
Fire Grills:		Elect Fountain:	
Waste Recp:	1	Wastewater:	
Recycle Bins:		Exhaust Fans:	
Telephone:	Y	Lawcon:	



Special Remarks: No trucks over 5 tons, 2 highmast lights. Crash Investigation Site #314.

Site History

Site Added to RAM Program: 1997

Site Notes:

Site Schedule

Site Schedule: March 1 - November 30

Work Schedule: March will be extra work to prepare sites for opening. Three days per week or as necessary.

Inspection Summary by FY

Inspections Completed **4**

Grounds: **92.50%**

Traffic/Water Summary by CY

Site Statistics - by County then by Site

Milwaukee PR-20A College Ave

Site No: PR-40-2 **Hwy No:** 94 **Side of Road:** E **Mile Post:** **Maintained by:** RFW

Location: IH 94 & College Ave. NE corner

Size Acres: 3.0 **Site Type:** Park & Ride

Car Parking:	3E	Flag Pole:	Scenic Overlook:
Truck Parking:		Info Board:	Historical Marker:
Standard Table:		Lighting: Y	Boat Landing:
Phy Hdcp Tables:		Water Supply:	Welcome Sign:
Fire Grills:		Elect Fountain:	
Waste Recp:	2	Wastewater:	
Recycle Bins:		Exhaust Fans:	
Telephone:	Y	Lawcon:	



Special Remarks: Crash Investigation Site #319 N , no trucks over 5 tons, on ramp to freeway.

Site History

Site Added to RAM Program: 1996

Site Notes:

Site Schedule

Site Schedule: March 1 - November 30

Work Schedule: March will be extra work to prepare sites for opening. Three days per week or as necessary.

Inspection Summary by FY

Inspections Completed 6

Grounds: 98.33%

Traffic/Water Summary by CY

Site Statistics - by County then by Site

Milwaukee PR-20B

Site No: PR-40-2 **Hwy No:** 94 **Side of Road:** W **Mile Post:** **Maintained by:** RFW

Location: IH 94 & College Ave. SW corner

Size Acres: 4.0 **Site Type:** Park & Ride

Car Parking:	4E	Flag Pole:	Scenic Overlook:
Truck Parking:		Info Board:	Historical Marker:
Standard Table:		Lighting: Y	Boat Landing:
Phy Hdcp Tables:		Water Supply:	Welcome Sign:
Fire Grills:		Elect Fountain:	
Waste Recp:	1	Wastewater:	
Recycle Bins:		Exhaust Fans:	
Telephone:	Y	Lawcon:	



Special Remarks: No trucks over 5 tons, 1 highmast light, Crash Investigation Site #319S.

Site History

Site Added to RAM Program: 1996

Site Notes:

Site Schedule

Site Schedule: March 1 - November 30

Work Schedule:

Inspection Summary by FY

Inspections Completed **2**

Grounds: **85.00%**

Traffic/Water Summary by CY

Site Statistics - by County then by Site

Milwaukee PR-30 Ryan Rd

Site No: PR-40-3 **Hwy No:** 94 **Side of Road:** E **Mile Post:** **Maintained by:** RFW

Location: IH 94 & Ryan Rd

Size Acres: 4.0 **Site Type:** Park & Ride

Car Parking:	3E	Flag Pole:	Scenic Overlook:
Truck Parking:		Info Board:	Historical Marker:
Standard Table:		Lighting: Y	Boat Landing:
Phy Hdcp Tables:		Water Supply:	Welcome Sign:
Fire Grills:		Elect Fountain:	
Waste Recp:	1	Wastewater:	
Recycle Bins:		Exhaust Fans:	
Telephone:	Y	Lawcon:	



Special Remarks: No trucks over 5 Tons, 2 highmast lights, on ramp to freeway NB for car pool vehicles only.

Site History

Site Added to RAM Program: 1996

Site Notes:

Site Schedule

Site Schedule: March 1 - November 30

Work Schedule: March will be extra work to prepare sites for opening. Three days per week or as necessary.

Inspection Summary by FY

Inspections Completed **6**

Grounds: **100.00%**

Traffic/Water Summary by CY

Site Statistics - by County then by Site

Milwaukee PR-40 Loomis Road

Site No: PR-40-4 **Hwy No:** 43 **Side of Road:** N **Mile Post:** **Maintained by:** RFW

Location: IH 43 / 894 & Loomis Rd

Size Acres: 2.0 **Site Type:** Park & Ride

Car Parking:	4E	Flag Pole:	Scenic Overlook:
Truck Parking:		Info Board:	Historical Marker:
Standard Table:		Lighting: Y	Boat Landing:
Phy Hdcp Tables:		Water Supply:	Welcome Sign:
Fire Grills:		Elect Fountain:	
Waste Recp:	1	Wastewater:	
Recycle Bins:		Exhaust Fans:	
Telephone:	Y	Lawcon:	



Special Remarks: No trucks over 5 tons, 2 highmast lights, on/off bus ramps to freeway.

Site History

Site Added to RAM Program: 1996

Site Notes:

Site Schedule

Site Schedule: March 1 - November 30

Work Schedule: March will be extra work to prepare sites for opening. Three days per week or as necessary.

Inspection Summary by FY

Inspections Completed **5**

Grounds: **96.00%**

Traffic/Water Summary by CY

Site Statistics - by County then by Site


Milwaukee PR-50 Hales Corners

Site No: PR-40-5 **Hwy No:** 43 **Side of Road:** N **Mile Post:** **Maintained by:** RFW

Location: IH 43 / 894 & STH 100

Size Acres: 5.0 **Site Type:** Park & Ride

Car Parking:	4E	Flag Pole:	Scenic Overlook:
Truck Parking:		Info Board:	Historical Marker:
Standard Table:		Lighting: Y	Boat Landing:
Phy Hdcp Tables:	0	Water Supply:	Welcome Sign:
Fire Grills:	0	Elect Fountain:	
Waste Recp:	1	Wastewater:	
Recycle Bins:		Exhaust Fans:	
Telephone:	Y	Lawcon:	



Special Remarks: No trucks over 5 tons.

Site History

Site Added to RAM Program: 1996

Site Notes:

Site Schedule

Site Schedule: March 1 - November 30

Work Schedule: March will be extra work to prepare sites for opening. Three days per week or as necessary.

Inspection Summary by FY

Inspections Completed **5**

Grounds: **94.00%**

Traffic/Water Summary by CY

Site Statistics - by County then by Site

Milwaukee PR-55 State Fair

Site No: PR-40-5 **Hwy No:** I-94 **Side of Road:** S **Mile Post:** **Maintained by:** RFW

Location: 76TH Street (State Fair Grounds)

Size Acres: 4.0 **Site Type:** Park & Ride

Car Parking:	3E	Flag Pole:	Scenic Overlook:
Truck Parking:		Info Board:	Historical Marker:
Standard Table:		Lighting: Y	Boat Landing:
Phy Hdcp Tables:		Water Supply:	Welcome Sign:
Fire Grills:		Elect Fountain:	
Waste Recp:	1	Wastewater:	
Recycle Bins:		Exhaust Fans:	
Telephone:	Y	Lawcon:	



Special Remarks: No trucks over 5 tons, Crash Investigation site # 307A, 6 parking stalls for motorcycles. Should have sign designating cycle parking (move next to ADA parking).

Site History

Site Added to RAM Program: 1996

Site Notes:

Inspection Summary by FY

Inspections Completed **2**

Grounds: **100.00%**

Site Schedule

Site Schedule: March 1 - November 30

Work Schedule: March will be extra work to prepare sites for opening. Three days per week or as necessary.

Traffic/Water Summary by CY

Wisconsin's Rest Area Maintenance Program Cost Summary by CRP then by Site

FY 2004
prepared by RFW, Inc.

Columbia

RA 11 & 12

Northwoods Inc of Wisconsin

N6510 USH Highway 51 South; Portage, WI 53901-0357
Phone: (608) 742-7114 Fax: (608) 742-0636

Project ID Summary: 0011-02-47

<u>CCLM</u>	<u>Facility Repair/Emergency Costs by Outside Vendor</u>	<u>Utility Costs</u>
\$299,366.74	\$250.00	\$26,488.54

CCLM Overall Actual vs Budget Summary

YTD Actual \$299,366.74 YTD Budget: \$321,427.29 Difference: (\$22,060.55) Percent: 93.14%

	<u>Actual Cost</u>	<u>% of Total Cost</u>		<u>Actual Cost</u>	<u>% of Total Cost</u>
Salaries	\$168,403.05	56.25%	Contractor Service Costs	\$37,200.00	12.43%
Benefits	\$33,450.18	11.17%	Site Liability Insurance	\$3,576.00	1.19%
Materials and Supplies	\$15,402.16	5.14%	Special Vendor Services	\$18,518.25	6.19%
Equipment Costs	\$1,206.17	0.40%	Miscellaneous Costs	\$2,324.89	0.78%
Vehicle Costs	\$19,286.04	6.44%			

CCLM Breakdown by Category

The cost breakdowns in the categories below are included in the overall totals above.

Materials and Supplies (Breakdown by Category)

Cleaning	\$1,885.37	12.24%
Paper/Other Consumables	\$3,120.89	20.26%
Building Repairs/Mtnce	\$7,179.33	46.61%
Grounds Repairs/Mtnce	\$1,217.02	7.90%
Tools	\$293.18	1.90%
Uniform	\$206.96	1.34%
Misc M/S	\$1,499.41	9.74%

Total **\$15,402.16** **100.00%**

Special Vendor Services (Breakdown by Category)

Trash:	\$9,400.33	Septic:	\$1,410.00
HVAC:	\$0.00	Portable Toilet:	\$3,956.76
Electrical:	\$0.00	Fire Extinguisher:	\$160.85
Plumbing:	\$1,290.00	Landscape:	\$0.00
Well:	\$240.00	Misc:	\$2,060.31

Total: \$18,518.25

Miscellaneous Costs (Breakdown by Category)

Communication:	\$0.00	Storage:	\$0.00	Other Miscellaneous	\$0.00
Water Testing:	\$576.00	Phone/Pager:	\$1,748.89	Total:	\$2,324.89

Other Costs Included In Project ID

The cost breakdowns in the categories below are NOT included in the overall totals above with the exception of the projects checked as being "extra work". Extra work projects are included in the overall totals.

Projects Summary

County	Sites	Project Description:	Extra Work	Preliminary \$	Final \$
Columbia	RA 12	Water Softener replacement	<input checked="" type="checkbox"/>	\$585.74	\$585.74
Columbia	RA 11	Repair of sidewalk heaving (2 'stones')	<input type="checkbox"/>	\$250.00	\$250.00
Columbia	RA 12 (only)	Replace water heater	<input checked="" type="checkbox"/>	\$2,200.00	\$2,060.31

Utilities (Breakdown by Category)

Site	Telephone	Gas	Electric	Trash	Water/Sewer	Total
Columbia RA 11		\$5,302.05	\$10,145.07			\$15,447.12
Columbia RA 12	\$1,008.64		\$10,032.78			\$11,041.42

Site Statistics - by County then by Site

Columbia RA 11

Site No: **Hwy No:** **Side of Road:** **Mile Post:** **Maintained by:**

R-11-11 I90-94 W 113 RFW

Location: 0.5 mi S of Wisconsin R. (EB)

Size Acres: 17.6 **Site Type:** Rest Area

Car Parking: 54	Flag Pole: 1	Scenic Overlook:
Truck Parking: 25	Info Board: WM	Historical Marker: 1
Standard Table: 8	Lighting: Y	Boat Landing:
Phy Hdcp Tables: 2	Water Supply: W2	Welcome Sign:
Fire Grills:	Elect Fountain:	
Waste Recp: 23	Wastewater: S	
Recycle Bins: 25	Exhaust Fans:	
Telephone: Y	Lawcon:	



Special Remarks: "Rest Areas on I-Roads" marker, utility building, and vending machines.

Site History

Site Added to RAM Program: 1988

Site Notes: Scheduled for reconstruction in 2007/2008. Enlarged site opened in 1979. Original rest area opened in 1961.

Site Schedule

Site Schedule: -

Work Schedule: SCHEDULE #1 - June 1 to August 31
 Sunday: 7:00 a.m. - 1:00 a.m., Monday: 7:00 a.m. - 11:00 p.m., Tuesday: 7:00 a.m. - 11:00 p.m., Wednesday: 7:00 a.m. - 11:00 p.m., Thursday: 7:00 a.m. - 11:00 p.m., Friday: 7:00 a.m. - 1:00 a.m., Saturday: 6:00 a.m. - 11:00 p.m. SCHEDULE #2 - September 1 to May 31 7 days per week: 7:00 a.m. - 11:00 p.m.

Inspection Summary by FY

Inspections Completed 11

Exterior, Entrances and Lobby:	95%
Rest Rooms - Men:	99%
Rest Rooms - Women:	100%
Storage and Mechanical Areas	100%
Grounds:	96%

Overall Site: **98.13%**

Traffic/Water Summary by CY

Annual Average Daily Traffic:

	<u>CY 2002</u>	<u>CY 2003</u>	<u>CY 2004</u>
Avg AADT:	1,698	1,702	1,678

Year-to-Date Average Water (in Gallons):

	<u>CY 2002</u>	<u>CY 2003</u>	<u>CY 2004</u>
YTD Avg:	199,808	200,742	185,317

Comment Card Summary - by FY

Total Cards Received: 56

Service Averages: (Rated on a 5 point scale with 1 being the best)

Parking Lot	1.24	Rest Rooms	1.6	Grounds	1.3	Overall: 1.48
Lobby	1.37	Picnic Facilities	1.4	Sidewalks	1.2	

Total times Accessories used/percent:

Rest Rooms	35	62.50%	Phone	5	8.93%
Tourism Mat'ls	9	16.07%	Vending	7	12.50%
Picnic Area	3	5.36%	Pet Walk	4	7.14%
Weather	5	8.93%			

Site Statistics - by County then by Site

Columbia RA 12

Site No: **Hwy No:** **Side of Road:** **Mile Post:** **Maintained by:**

R-11-12 I90-94 E 114 RFW

Location: 0.6 mi S of Wisconsin R. (WB)

Size Acres: 18.0 **Site Type:** Rest Area

Car Parking: 49	Flag Pole: 1	Scenic Overlook:
Truck Parking: 22	Info Board: WM	Historical Marker: 1
Standard Table: 8	Lighting: Y	Boat Landing:
Phy Hdcp Tables: 2	Water Supply: W2	Welcome Sign:
Fire Grills:	Elect Fountain:	
Waste Recp: 23	Wastewater: S	
Recycle Bins: 27	Exhaust Fans:	
Telephone: Y	Lawcon:	



Special Remarks: "Circus" marker, vending machine.

Site History

Site Added to RAM Program: 1988

Site Notes: Scheduled for reconstruction in 2007/2008. Enlarged site opened in 1979. Original rest area opened in 1961.

Site Schedule

Site Schedule: -

Work Schedule: SCHEDULE #1 - June 1 to August 31
 Sunday: 7:00 a.m. - 1:00 a.m., Monday: 7:00 a.m. - 11:00 p.m., Tuesday: 7:00 a.m. - 11:00 p.m., Wednesday: 7:00 a.m. - 11:00 p.m., Thursday: 7:00 a.m. - 11:00 p.m., Friday: 7:00 a.m. - 1:00 a.m., Saturday: 6:00 a.m. - 11:00 p.m. SCHEDULE #2 - September 1 to May 31. 7 days per week: 7:00 a.m. - 11:00 p.m.

Inspection Summary by FY

Inspections Completed 12

Exterior, Entrances and Lobby:	93%
Rest Rooms - Men:	96%
Rest Rooms - Women:	99%
Storage and Mechanical Areas	100%
Grounds:	94%

Overall Site: **96.30%**

Traffic/Water Summary by CY

Annual Average Daily Traffic:

	<u>CY 2002</u>	<u>CY 2003</u>	<u>CY 2004</u>
Avg AADT:	1,921	1,873	1,854

Year-to-Date Average Water (in Gallons):

	<u>CY 2002</u>	<u>CY 2003</u>	<u>CY 2004</u>
YTD Avg:	232,800	227,817	203,517

Comment Card Summary - by FY

Total Cards Received: 60

Service Averages: (Rated on a 5 point scale with 1 being the best)

Parking Lot	1.39	Rest Rooms	2.26	Grounds	1.3	Overall: 1.85
Lobby	1.86	Picnic Facilities	1.49	Sidewalks	1.4	

Total times Accessories used/percent:

Rest Rooms	45	75.00%	Phone	5	8.33%
Tourism Mat'ls	12	20.00%	Vending	8	13.33%
Picnic Area	8	13.33%	Pet Walk	5	8.33%
Weather	8	13.33%			

Wisconsin's Rest Area Maintenance Program
Cost Summary by CRP then by Site

FY 2004
 prepared by RFW, Inc.

Dodge

RA 63 & 64

Northwoods Inc of Wisconsin

N6510 USH Highway 51 South; Portage, WI 53901-0357
 Phone: (608) 742-7114 Fax: (608) 742-0636

Project ID Summary: 0014-02-47

CCLM	Facility Repair/Emergency Costs by Outside Vendor	Utility Costs
\$185,193.84	\$24,675.00	\$22,057.57

CCLM Overall Actual vs Budget Summary

YTD Actual \$185,193.84	YTD Budget: \$191,852.18	Difference: (\$6,658.34)	Percent: 96.53%
--------------------------------	---------------------------------	---------------------------------	------------------------

	<u>Actual Cost</u>	<u>% of Total Cost</u>		<u>Actual Cost</u>	<u>% of Total Cost</u>
Salaries	\$98,840.19	53.37%	Contractor Service Costs	\$24,240.00	13.09%
Benefits	\$16,421.03	8.87%	Site Liability Insurance	\$2,400.00	1.30%
Materials and Supplies	\$15,070.63	8.14%	Special Vendor Services	\$5,979.99	3.23%
Equipment Costs	\$1,267.35	0.68%	Miscellaneous Costs	\$1,322.69	0.71%
Vehicle Costs	\$19,651.96	10.61%			

CCLM Breakdown by Category

The cost breakdowns in the categories below are included in the overall totals above.

Materials and Supplies (Breakdown by Category)

Cleaning	\$1,661.79	11.03%
Paper/Other Consumables	\$4,082.99	27.09%
Building Repairs/Mtnce	\$7,245.04	48.07%
Grounds Repairs/Mtnce	\$860.67	5.71%
Tools	\$220.96	1.47%
Uniform	\$214.29	1.42%
Misc M/S	\$784.89	5.21%

Total \$15,070.63 100.00%

Special Vendor Services (Breakdown by Category)

Trash:	\$0.00	Septic:	\$0.00
HVAC:	\$304.91	Portable Toilet:	\$5,424.00
Electrical:	\$228.58	Fire Extinguisher:	\$22.50
Plumbing:	\$0.00	Landscape:	\$0.00
Well:	\$0.00	Misc:	\$0.00

Total: \$5,979.99

Miscellaneous Costs (Breakdown by Category)

Communication:	\$283.71	Storage:	\$0.00	Other Miscellaneous	\$106.78
Water Testing:	\$0.00	Phone/Pager:	\$932.20	Total:	\$1,322.69

Other Costs Included In Project ID

The cost breakdowns in the categories below are NOT included in the overall totals above with the exception of the projects checked as being "extra work". Extra work projects are included in the overall totals.

Projects Summary

County	Sites	Project Description:	Extra Work	Preliminary \$	Final \$
Dodge	RA 64	Rental of Portable Toilets while well is down (2+ months)	<input checked="" type="checkbox"/>	\$3,500.00	\$5,424.00
Dodge	RA 63 & 64	Replacement of Water Heaters	<input checked="" type="checkbox"/>	\$372.00	\$372.00
Dodge	RA 64	Well -- Abandon existing 780' well; Drill new well to 145' acidize veins	<input type="checkbox"/>	\$20,300.00	\$24,675.00

Utilities (Breakdown by Category)

Site	Telephone	Gas	Electric	Trash	Water/Sewer	Total
Dodge RA 63	\$249.23	\$4,539.96	\$8,708.68			\$13,497.87
Dodge RA 64	\$252.87		\$8,306.83			\$8,559.70

Site Statistics - by County then by Site

Dodge RA 63

Site No: R-14-63 **Hwy No:** 41 **Side of Road:** W **Mile Post:** 61+.17 **Maintained by:** RFW

Location: 2.4 mi NW of East Co. Line (SB)

Size Acres: 5.3 **Site Type:** Rest Area

Car Parking:	46	Flag Pole:	1	Scenic Overlook:	
Truck Parking:	22	Info Board:	LB	Historical Marker:	
Standard Table:	2	Lighting:	Y	Boat Landing:	
Phy Hdcp Tables:	2	Water Supply:	W	Welcome Sign:	
Fire Grills:		Elect Fountain:			
Waste Recp:	14	Wastewater:	M		
Recycle Bins:	21	Exhaust Fans:			
Telephone:	Y	Lawcon:			



Special Remarks: Vending machines, weather radar (DTN).

Site History

Site Added to RAM Program: 1989

Site Notes: 11/1/2000-Green Valley Enterprises elected to terminate their contract. Northwoods Inc. aquired site through bid process. Site layout was enlarged and reconfigured in 1994. Site opened February of 1990.

Site Schedule

Site Schedule: -

Work Schedule: SCHEDULE #1 - May 14 to Labor Day.
Monday, Tuesday, and Thursday per week: 7:00 a.m. through 7:30 p.m.

Wednesday: 7:00 a.m. through 8:00 p.m., Friday, Saturday, and Sunday: 7:00 a.m. through 11:00 p.m.
Memorial Day, Labor Day and July 4th holidays only: 7:00 a.m. through 11:00 p.m. SCHEDULE #2 - Labor Day to May 14. 7 days per week: 7:00 a.m. - 7:00 p.m.

Inspection Summary by FY

Inspections Completed 12

Exterior, Entrances and Lobby:	95%
Rest Rooms - Men:	98%
Rest Rooms - Women:	98%
Storage and Mechanical Areas	100%
Grounds:	97%

Overall Site: **97.59%**

Traffic/Water Summary by CY

Annual Average Daily Traffic:

	<u>CY 2002</u>	<u>CY 2003</u>	<u>CY 2004</u>
Avg AADT:	713	740	742

Year-to-Date Average Water (in Gallons):

	<u>CY 2002</u>	<u>CY 2003</u>	<u>CY 2004</u>
YTD Avg:	85,675	82,075	101,783

Comment Card Summary - by FY

Total Cards Received: 102

Service Averages: (Rated on a 5 point scale with 1 being the best

Parking Lot	1.23	Rest Rooms	1.25	Grounds	1.3	Overall: 1.34
Lobby	1.24	Picnic Facilities	1.33	Sidewalks	1.3	

Total times Accessories used/percent:

Rest Rooms	62	60.78%	Phone	6	5.88%
Tourism Mat'ls	25	24.51%	Vending	12	11.76%
Picnic Area	12	11.76%	Pet Walk	7	6.86%
Weather	23	22.55%			

Site Statistics - by County then by Site

Dodge RA 64

Site No: **Hwy No:** **Side of Road:** **Mile Post:** **Maintained by:**

R-14-64 41 E 60+1.22 RFW

Location: 2.3 mi NW of East Co. Line (NB)

Size Acres: 25.0 **Site Type:** Rest Area

Car Parking:	49	Flag Pole:	1	Scenic Overlook:	
Truck Parking:	12	Info Board:	WM	Historical Marker:	1
Standard Table:	2	Lighting:	Y	Boat Landing:	
Phy Hdcp Tables:	2	Water Supply:	W	Welcome Sign:	
Fire Grills:		Elect Fountain:			
Waste Recp:	15	Wastewater:	M		
Recycle Bins:	18	Exhaust Fans:			
Telephone:	Y	Lawcon:			



Special Remarks: "World War II" marker, utility building, vending machines, and weather radar (DTN).

Site History

Site Added to RAM Program: 1989

Site Notes: 11/1/2000-Green Valley Enterprises elected to terminate their contract. Northwoods Inc. acquired site through bid process. Site layout was enlarged and reconfigured in 1994. Site opened February of 1990.

Site Schedule

Site Schedule: -

Work Schedule: SCHEDULE #1 - May 14 to Labor Day. Monday, Tuesday, and Thursday per week: 7:00 a.m. through 7:30 p.m.

Wednesday: 7:00 a.m. through 8:00 p.m., Friday, Saturday, and Sunday: 7:00 a.m. through 11:00 p.m., Memorial Day, Labor Day and July 4th holidays only: 7:00 a.m. through 11:00 p.m., SCHEDULE #2 - Labor Day to May 14. 7 days per week: 7:00 a.m. - 7:00 p.m.

Inspection Summary by FY

Inspections Completed 11

Exterior, Entrances and Lobby:	98%
Rest Rooms - Men:	99%
Rest Rooms - Women:	100%
Storage and Mechanical Areas	100%
Grounds:	96%

Overall Site: **98.79%**

Traffic/Water Summary by CY

Annual Average Daily Traffic:

	<u>CY 2002</u>	<u>CY 2003</u>	<u>CY 2004</u>
Avg AADT:	680	677	685

Year-to-Date Average Water (in Gallons):

	<u>CY 2002</u>	<u>CY 2003</u>	<u>CY 2004</u>
YTD Avg:	99,442	74,392	91,975

Comment Card Summary - by FY

Total Cards Received: 49

Service Averages: (Rated on a 5 point scale with 1 being the best)

Parking Lot	1.41	Rest Rooms	1.58	Grounds	1.4	Overall: 1.53
Lobby	1.35	Picnic Facilities	1.42	Sidewalks	1.3	

Total times Accessories used/percent:

Rest Rooms	27	55.10%	Phone	3	6.12%
Tourism Mat'ls	14	28.57%	Vending	10	20.41%
Picnic Area	2	4.08%	Pet Walk	2	4.08%
Weather	6	12.24%			

Wisconsin's Rest Area Maintenance Program
Cost Summary by CRP then by Site

FY 2004
 prepared by RFW, Inc.

Marquette

RA 81 & 82

Northwoods Inc of Wisconsin

N6510 USH Highway 51 South; Portage, WI 53901-0357
 Phone: (608) 742-7114 Fax: (608) 742-0636

Project ID Summary: 0039-02-47

CCLM

Facility Repair/Emergency Costs by Outside Vendor

Utility Costs

\$134,495.87

\$19,389.14

CCLM Overall Actual vs Budget Summary

YTD Actual \$134,495.87 **YTD Budget:** \$145,743.60 **Difference:** (\$11,247.73) **Percent:** 92.28%

	<u>Actual Cost</u>	<u>% of Total Cost</u>		<u>Actual Cost</u>	<u>% of Total Cost</u>
Salaries	\$69,313.58	51.54%	Contractor Service Costs	\$15,500.00	11.52%
Benefits	\$20,383.18	15.16%	Site Liability Insurance	\$2,000.00	1.49%
Materials and Supplies	\$14,213.67	10.57%	Special Vendor Services	\$742.06	0.55%
Equipment Costs	\$3,038.38	2.26%	Miscellaneous Costs	\$372.46	0.28%
Vehicle Costs	\$8,932.54	6.64%			

CCLM Breakdown by Category

The cost breakdowns in the categories below are included in the overall totals above.

Materials and Supplies (Breakdown by Category)

Cleaning	\$2,462.23	17.32%
Paper/Other Consumables	\$2,843.61	20.01%
Building Repairs/Mtnce	\$6,218.43	43.75%
Grounds Repairs/Mtnce	\$1,258.55	8.85%
Tools	\$292.86	2.06%
Uniform	\$440.80	3.10%
Misc M/S	\$697.19	4.91%

Total **\$14,213.67** **100.00%**

Special Vendor Services (Breakdown by Category)

Trash:	\$0.00	Septic:	\$0.00
HVAC:	\$682.06	Portable Toilet:	\$0.00
Electrical:	\$0.00	Fire Extinguisher:	\$0.00
Plumbing:	\$0.00	Landscape:	\$0.00
Well:	\$0.00	Misc:	\$60.00

Total: \$742.06

Miscellaneous Costs (Breakdown by Category)

Communication:	\$0.00	Storage:	\$0.00	Other Miscellaneous	\$0.00
Water Testing:	\$0.00	Phone/Pager:	\$372.46	Total:	\$372.46

Other Costs Included In Project ID

The cost breakdowns in the categories below are NOT included in the overall totals above with the exception of the projects checked as being "extra work". Extra work projects are included in the overall totals.

Projects Summary

County	Sites	Project Description:	Extra Work	Preliminary \$	Final \$
Marquette	RA 82	Water Softener replacement	<input checked="" type="checkbox"/>	\$582.25	\$582.25

Utilities (Breakdown by Category)

Site	Telephone	Gas	Electric	Trash	Water/Sewer	Total
Marquette RA 82	\$746.21		\$6,694.32			\$7,440.53
Marquette RA 81		\$4,300.30	\$4,284.79	\$3,363.52		\$11,948.61

Site Statistics - by County then by Site

Marquette RA 82

Site No: R-39-82 **Hwy No:** I39/51 **Side of Road:** E **Mile Post:** 117 **Maintained by:** RFW

Location: 4 mi N of Westfield (NB)

Size Acres: 43.5 **Site Type:** Rest Area

Car Parking: 48	Flag Pole: 1	Scenic Overlook:
Truck Parking: 30	Info Board: WM	Historical Marker: 1
Standard Table: 6	Lighting: Y	Boat Landing:
Phy Hdcp Tables: 4	Water Supply: W	Welcome Sign:
Fire Grills:	Elect Fountain:	
Waste Recp: 24	Wastewater: S	
Recycle Bins: 22	Exhaust Fans: Y	
Telephone: Y	Lawcon:	



Special Remarks: "Blue Star Memorial Highway", "Korean War" markers and "Footprints in Sand" plaque and boulder, utility building, vending machines, DTN.

Site History

Site Added to RAM Program: 1987

Site Notes: Building remodeled in 1988. Site opened in 1974.

Site Schedule

Site Schedule: -

Work Schedule: SCHEDULE #1: May 15 through October 31 plus New Year's Day, Good Friday and Easter Monday, Thanksgiving (Thursday and Friday), Deer Hunting Week, and Christmas Day. Sunday, Monday, Thursday, Friday, Saturday from 7:00 a.m. to 4:00 p.m. then 5:00 p.m. to 9:00 p.m., Tuesday, Wednesday from 7:00 a.m. to 4:00 p.m. SCHEDULE #2: December through February, 7 days per week from 7:00 a.m. to 4:00 p.m. SCHEDULE #3: November, March 1 through May 14. 7 days per week from 7:00 a.m. to 4:00 p.m.

Inspection Summary by FY

Inspections Completed 15

Exterior, Entrances and Lobby:	95%
Rest Rooms - Men:	92%
Rest Rooms - Women:	96%
Storage and Mechanical Areas	100%
Grounds:	94%
Overall Site:	95.22%

Traffic/Water Summary by CY

Annual Average Daily Traffic:

	<u>CY 2002</u>	<u>CY 2003</u>	<u>CY 2004</u>
Avg AADT:	503	508	489

Year-to-Date Average Water (in Gallons):

	<u>CY 2002</u>	<u>CY 2003</u>	<u>CY 2004</u>
YTD Avg:	32,335	31,413	35,858

Comment Card Summary - by FY

Total Cards Received: 43

Service Averages: (Rated on a 5 point scale with 1 being the best)

Parking Lot	1.33	Rest Rooms	1.79	Grounds	1.4	Overall: 1.61
Lobby	1.5	Picnic Facilities	1.61	Sidewalks	1.3	

Total times Accessories used/percent:

Rest Rooms	30	69.77%	Phone	8	18.60%
Tourism Mat'ls	13	30.23%	Vending	11	25.58%
Picnic Area	4	9.30%	Pet Walk	4	9.30%
Weather	10	23.26%			

Site Statistics - by County then by Site

Marquette RA 81

Site No: **Hwy No:** **Side of Road:** **Mile Post:** **Maintained by:**

R-39-81 I39/51 W 120 RFW

Location: 0.5 mi S of North Co. Line (SB)

Size Acres: 54.6 **Site Type:** Rest Area

Car Parking: 58	Flag Pole: 1	Scenic Overlook:
Truck Parking: 20	Info Board: WM	Historical Marker:
Standard Table: 10	Lighting: Y	Boat Landing:
Phy Hdcp Tables: 1	Water Supply: W	Welcome Sign:
Fire Grills:	Elect Fountain:	
Waste Recp: 12	Wastewater: S	
Recycle Bins: 19	Exhaust Fans: Y	
Telephone: Y	Lawcon:	



Special Remarks: "Waushara County Ice Age Trail" Information Shelter, vending machines.

Site History

Site Added to RAM Program: 1988

Site Notes: Building remodeled in 1988. Site opened in 1974.

Site Schedule

Site Schedule: -

Work Schedule: SCHEDULE #1: May 15 through October 31 plus New Year's Day, Good Friday and Easter Monday, Thanksgiving (Thursday and Friday), Deer Hunting Week, and Christmas Day. Sunday, Monday, Thursday, Friday, Saturday from 7:00 a.m. to 4:00 p.m. then 5:00 p.m. to 9:00 p.m., Tuesday, Wednesday from 7:00 a.m. to 4:00 p.m. SCHEDULE #2: December through February 7 days per week from 7:00 a.m. to 4:00 p.m. SCHEDULE #3: November, March 1 through May 14. 7 days per week from 7:00 a.m. to 4:00 p.m.

Inspection Summary by FY

Inspections Completed 14

Exterior, Entrances and Lobby:	92%
Rest Rooms - Men:	96%
Rest Rooms - Women:	99%
Storage and Mechanical Areas	100%
Grounds:	96%

Overall Site: **96.61%**

Traffic/Water Summary by CY

Annual Average Daily Traffic:

	<u>CY 2002</u>	<u>CY 2003</u>	<u>CY 2004</u>
Avg AADT:	465	480	439

Year-to-Date Average Water (in Gallons):

	<u>CY 2002</u>	<u>CY 2003</u>	<u>CY 2004</u>
YTD Avg:	27,779	24,344	24,875

Comment Card Summary - by FY

Total Cards Received: 62

Service Averages: (Rated on a 5 point scale with 1 being the best)

Parking Lot	1.56	Rest Rooms	2.52	Grounds	1.7	Overall:
Lobby	1.67	Picnic Facilities	1.59	Sidewalks	1.6	

Total times Accessories used/percent:

Rest Rooms	39	62.90%	Phone	7	11.29%
Tourism Mat'ls	7	11.29%	Vending	10	16.13%
Picnic Area	2	3.23%	Pet Walk	2	3.23%
Weather	4	6.45%			

Wisconsin's Rest Area Maintenance Program
Cost Summary by CRP then by Site

FY 2004
 prepared by RFW, Inc.

Jefferson

RA 13 & 14

Opportunities Inc.

925 Jefferson Street; Fort Atkinson, WI 53583-0357
 Phone: (920) 563-2437 Fax: (920) 563-4651

Project ID Summary: 0028-02-47

CCLM	Facility Repair/Emergency Costs by Outside Vendor	Utility Costs
\$307,917.77	\$9,705.95	\$24,046.54

CCLM Overall Actual vs Budget Summary

YTD Actual \$307,917.77 YTD Budget: \$305,164.06 Difference: \$2,753.71 Percent: 100.90%

	<u>Actual Cost</u>	<u>% of Total Cost</u>		<u>Actual Cost</u>	<u>% of Total Cost</u>
Salaries	\$186,166.89	60.46%	Contractor Service Costs	\$16,696.32	5.42%
Benefits	\$43,206.72	14.03%	Site Liability Insurance	\$920.40	0.30%
Materials and Supplies	\$22,535.15	7.32%	Special Vendor Services	\$1,684.42	0.55%
Equipment Costs	\$7,120.11	2.31%	Miscellaneous Costs	\$1,085.70	0.35%
Vehicle Costs	\$28,502.06	9.26%			

CCLM Breakdown by Category

The cost breakdowns in the categories below are included in the overall totals above.

Materials and Supplies (Breakdown by Category)

Cleaning	\$4,604.38	20.43%
Paper/Other Consumables	\$9,471.46	42.03%
Building Repairs/Mtnce	\$5,687.03	25.24%
Grounds Repairs/Mtnce	\$1,419.59	6.30%
Tools	\$127.55	0.57%
Uniform	\$571.96	2.54%
Misc M/S	\$653.18	2.90%

Total **\$22,535.15** **100.00%**

Special Vendor Services (Breakdown by Category)

Trash:	\$0.00	Septic:	\$0.00
HVAC:	\$763.67	Portable Toilet:	\$0.00
Electrical:	\$0.00	Fire Extinguisher:	\$97.50
Plumbing:	\$198.25	Landscape:	\$0.00
Well:	\$0.00	Misc:	\$625.00

Total: \$1,684.42

Miscellaneous Costs (Breakdown by Category)

Communication:	\$646.11	Storage:	\$0.00	Other Miscellaneous	\$20.00
Water Testing:	\$42.73	Phone/Pager:	\$376.86	Total:	\$1,085.70

Other Costs Included In Project ID

The cost breakdowns in the categories below are NOT included in the overall totals above with the exception of the projects checked as being "extra work". Extra work projects are included in the overall totals.

Projects Summary

County	Sites	Project Description:	Extra Work	Preliminary \$	Final \$
Jefferson	RA 14	Pump sewage vault for comminutor removal	<input type="checkbox"/>	\$290.00	\$290.00
Jefferson	RA 14	Pump vault for installation of grinder	<input type="checkbox"/>	\$95.00	\$95.00
Jefferson	RA 14	Comminutor replacement	<input type="checkbox"/>	\$8,225.95	\$8,225.95
Jefferson	RA 14	Relocate wastewater flow meter	<input type="checkbox"/>	\$500.00	\$500.00
Jefferson	RA 14	Rework furnaces to operate independently when one unit fails	<input type="checkbox"/>	\$595.00	\$595.00

Utilities (Breakdown by Category)

Site	Telephone	Gas	Electric	Trash	Water/Sewer	Total
Jefferson RA 13	\$1,912.50	\$3,460.11				\$5,372.61
Jefferson RA 14	\$2,997.99		\$15,675.94			\$18,673.93

Site Statistics - by County then by Site

Jefferson RA 13

Site No: **Hwy No:** **Side of Road:** **Mile Post:** **Maintained by:**

R-28-13 I94 S 260K+.88 RFW

Location: 1.0 mi E of STH 89 (EB)

Size Acres: 26.3 **Site Type:** Rest Area

Car Parking:	1E	Flag Pole:	2	Scenic Overlook:	
Truck Parking:	28	Info Board:	LB	Historical Marker:	1
Standard Table:	21	Lighting:	Y	Boat Landing:	
Phy Hdcp Tables:	5	Water Supply:	W	Welcome Sign:	
Fire Grills:		Elect Fountain:			
Waste Recp:	21	Wastewater:	M		
Recycle Bins:	33	Exhaust Fans:			
Telephone:	Y	Lawcon:			



Special Remarks: "Drumlins" marker, utility building, vending machines.

Site History

Site Added to RAM Program: 1989

Site Notes: Site opened on November 9, 2002. Site closed for reconstruction on April 1, 2002. Rest Area added to RAM Program in 1989. Rest area opened in 1965.

Site Schedule

Site Schedule: -

Work Schedule: SCHEDULE #1 - (Summer) Memorial Day through Labor Day 7 Days per week: 7:00 a.m. to 10:00 p.m. SCHEDULE #2 - (Winter) Labor Day through Memorial Day 7 Days per week: 7:00 a.m. to 9:00 p.m.

Inspection Summary by FY

Inspections Completed 13

Exterior, Entrances and Lobby:	99%
Rest Rooms - Men:	97%
Rest Rooms - Women:	99%
Storage and Mechanical Areas	100%
Grounds:	98%

Overall Site: **98.91%**

Traffic/Water Summary by CY

Annual Average Daily Traffic:

	<u>CY 2002</u>	<u>CY 2003</u>	<u>CY 2004</u>
Avg AADT:	688	908	862

Year-to-Date Average Water (in Gallons):

	<u>CY 2002</u>	<u>CY 2003</u>	<u>CY 2004</u>
YTD Avg:	37,514	60,758	61,450

Comment Card Summary - by FY

Total Cards Received: 104

Service Averages: (Rated on a 5 point scale with 1 being the best)

Parking Lot	1.22	Rest Rooms	1.23	Grounds	1.2	Overall: 1.23
Lobby	1.18	Picnic Facilities	1.26	Sidewalks	1.2	

Total times Accessories used/percent:

Rest Rooms	78	75.00%	Phone	11	10.58%
Tourism Mat'ls	34	32.69%	Vending	31	29.81%
Picnic Area	18	17.31%	Pet Walk	7	6.73%
Weather	33	31.73%			

Site Statistics - by County then by Site

Jefferson RA 14

Site No: **Hwy No:** **Side of Road:** **Mile Post:** **Maintained by:**

R-28-14 I94 N 263K+.46 RFW

Location: 3.0 mi W of STH 26 (WB)

Size Acres: 23.8 **Site Type:** Rest Area

Car Parking: 72	Flag Pole: 2	Scenic Overlook:
Truck Parking: 30	Info Board: LB	Historical Marker: 1
Standard Table: 11	Lighting: Y	Boat Landing:
Phy Hdcp Tables: 6	Water Supply: W	Welcome Sign:
Fire Grills:	Elect Fountain:	
Waste Recp: 22	Wastewater: M	
Recycle Bins: 37	Exhaust Fans:	
Telephone: Y	Lawcon:	



Special Remarks: "In Service To Their Country" marker, vending machines.

Site History

Site Added to RAM Program: 1989

Site Notes: 3/1/2002-Closed due to septic problems. Closed for re-construction on November 11, 2000 - November 19, 2001. First added to the program in 1989. Rest area opened in 1965.

Site Schedule

Site Schedule: -

Work Schedule: SCHEDULE #1 - (Summer) Memorial Day through Labor Day 7 Days per week: 7:00 a.m. to 10:00 p.m. SCHEDULE #2 - (Winter) Labor Day through Memorial Day 7 Days per week: 7:00 a.m. to 9:00 p.m.

Inspection Summary by FY

Inspections Completed 12

Exterior, Entrances and Lobby:	99%
Rest Rooms - Men:	95%
Rest Rooms - Women:	99%
Storage and Mechanical Areas	100%
Grounds:	98%

Overall Site: **98.15%**

Traffic/Water Summary by CY

Annual Average Daily Traffic:

	<u>CY 2002</u>	<u>CY 2003</u>	<u>CY 2004</u>
Avg AADT:	769	773	757

Year-to-Date Average Water (in Gallons):

	<u>CY 2002</u>	<u>CY 2003</u>	<u>CY 2004</u>
YTD Avg:	80,042	46,883	44,025

Comment Card Summary - by FY

Total Cards Received: 128

Service Averages: (Rated on a 5 point scale with 1 being the best)

Parking Lot	1.12	Rest Rooms	1.08	Grounds	1.1	Overall: 1.07
Lobby	1.12	Picnic Facilities	1.18	Sidewalks	1.1	

Total times Accessories used/percent:

Rest Rooms	103	80.47%	Phone	19	14.84%
Tourism Mat'ls	46	35.94%	Vending	23	17.97%
Picnic Area	20	15.63%	Pet Walk	11	8.59%
Weather	38	29.69%			

Wisconsin's Rest Area Maintenance Program
Cost Summary by CRP then by Site

FY 2004
 prepared by RFW, Inc.

Polk

W-1, H-4, M-A

Polk County Adult Development Center

101 150th Street; Balsam Lake, WI 54810-8011
 Phone: (715) 485-8770 Fax: (715) 485-8747

Project ID Summary: 0048-02-48

CCLM

Facility Repair/Emergency Costs by Outside Vendor

Utility Costs

\$18,631.64

\$570.19

CCLM Overall Actual vs Budget Summary

YTD Actual \$18,631.64 **YTD Budget:** \$19,911.75 **Difference:** (\$1,280.11) **Percent:** 93.57%

	<u>Actual Cost</u>	<u>% of Total Cost</u>		<u>Actual Cost</u>	<u>% of Total Cost</u>
Salaries	\$7,986.46	42.87%	Contractor Service Costs	\$2,170.21	11.65%
Benefits	\$4,735.59	25.42%	Site Liability Insurance	\$175.00	0.94%
Materials and Supplies	\$263.89	1.42%	Special Vendor Services	\$486.00	2.61%
Equipment Costs	\$554.29	2.97%	Miscellaneous Costs	\$499.35	2.68%
Vehicle Costs	\$1,760.85	9.45%			

CCLM Breakdown by Category

The cost breakdowns in the categories below are included in the overall totals above.

Materials and Supplies (Breakdown by Category)

Cleaning	\$45.97	17.42%
Paper/Other Consumables	\$56.54	21.43%
Building Repairs/Mtnce	\$83.88	31.79%
Grounds Repairs/Mtnce	\$15.99	6.06%
Tools	\$26.04	9.87%
Uniform	\$11.56	4.38%
Misc M/S	\$23.91	9.06%

Total **\$263.89** **100.00%**

Special Vendor Services (Breakdown by Category)

Trash:	\$336.00	Septic:	\$150.00
HVAC:	\$0.00	Portable Toilet:	\$0.00
Electrical:	\$0.00	Fire Extinguisher:	\$0.00
Plumbing:	\$0.00	Landscape:	\$0.00
Well:	\$0.00	Misc:	\$0.00

Total: \$486.00

Miscellaneous Costs (Breakdown by Category)

Communication:	\$0.00	Storage:	\$423.00	Other Miscellaneous	\$0.00
Water Testing:	\$5.85	Phone/Pager:	\$70.50	Total:	\$499.35

Other Costs Included In Project ID

The cost breakdowns in the categories below are NOT included in the overall totals above with the exception of the projects checked as being "extra work". Extra work projects are included in the overall totals.

Utilities (Breakdown by Category)

Site	Telephone	Gas	Electric	Trash	Water/Sewer	Total
Polk W-1			\$570.19			\$570.19

Site Statistics - by County then by Site

Polk W-1 Polk 8 & 35

Site No: **Hwy No:** **Side of Road:** **Mile Post:** **Maintained by:**

W-48-1 35 E 305+.22 RFW

Location: at USH 8

Size Acres: 3.2 **Site Type:** Seasonal Site

Car Parking: 17	Flag Pole:	Scenic Overlook:
Truck Parking: 3	Info Board: SB	Historical Marker:
Standard Table: 4	Lighting:	Boat Landing:
Phy Hdcp Tables:	Water Supply: W	Welcome Sign:
Fire Grills: 3	Elect Fountain: Y	
Waste Recp: 6	Wastewater: V	
Recycle Bins: 6	Exhaust Fans:	
Telephone:	Lawcon:	



Special Remarks:

Site History

Site Added to RAM Program: 1989

Site Notes:

Inspection Summary by FY

Inspections Completed:	3
Rest Rooms - Men:	90.00%
Rest Rooms - Women:	90.00%
Well Shelter:	93.33%
Grounds:	89.74%
Overall Site:	90.77%

Site Schedule

Site Schedule: May 1 - November 30

Work Schedule: April will be extra work to prepare sites for opening. General custodial duties are performed Monday, Wednesday and Friday.

Traffic/Water Summary by CY

Annual Average Daily Traffic:

	<u>CY 2002</u>	<u>CY 2003</u>	<u>CY 2004</u>
Avg AADT:			

Site Statistics - by County then by Site

Polk H-4 Luck

Site No: H-48-4 **Hwy No:** 35 **Side of Road:** W **Mile Post:** **Maintained by:** RFW

Location: at Luck

Size Acres: 1.6 **Site Type:** Seasonal Site

Car Parking:	Flag Pole:	Scenic Overlook:
Truck Parking:	Info Board:	Historical Marker: 1
Standard Table:	Lighting:	Boat Landing:
Phy Hdcp Tables:	Water Supply:	Welcome Sign:
Fire Grills:	Elect Fountain:	
Waste Recp:	Wastewater:	
Recycle Bins:	Exhaust Fans:	
Telephone:	Lawcon:	



Special Remarks: "Danish Dairy Co-Op" marker.

Site History

Site Added to RAM Program: 1989

Site Notes: HM "Danish Dairy Cooperative" Erected 1969.

Site Schedule

Site Schedule: May 1 - October 31

Work Schedule: April will be extra work to prepare sites for opening. General custodial duties mow once per week or as needed.

Inspection Summary by FY

Inspections Completed:	1
Rest Rooms - Men:	100.00%
Rest Rooms - Women:	100.00%
Well Shelter:	100.00%
Grounds:	92.31%
Overall Site:	98.08%

Traffic/Water Summary by CY

Annual Average Daily Traffic:

	<u>CY 2002</u>	<u>CY 2003</u>	<u>CY 2004</u>
Avg AADT:			

Site Statistics - by County then by Site

Polk M-B

Site No: M-48-B **Hwy No:** 8 **Side of Road:** **Mile Post:** 255+.47 **Maintained by:** RFW

Location: at St. Croix Falls

Size Acres: **Site Type:** Welcome Sign

Car Parking:	Flag Pole:	Scenic Overlook:
Truck Parking:	Info Board:	Historical Marker:
Standard Table:	Lighting:	Boat Landing:
Phy Hdcp Tables:	Water Supply:	Welcome Sign: 1
Fire Grills:	Elect Fountain:	
Waste Recp:	Wastewater:	
Recycle Bins:	Exhaust Fans:	
Telephone:	Lawcon:	



Special Remarks:

Site History

Site Added to RAM Program: 1989

Site Notes:

Site Schedule

Site Schedule: May 1 - October 31

Work Schedule: April will be extra work to prepare sites for opening. General custodial duties mow once per week or as needed.

Inspection Summary by FY

Traffic/Water Summary by CY

Wisconsin's Rest Area Maintenance Program
Cost Summary by CRP then by Site

FY 2004

prepared by RFW, Inc.

La Crosse

RA 31, M-F

Riverfront, Inc.

3000 South Avenue; La Crosse, WI 54601-6754
 Phone: (608) 784-9450 Fax: (608) 784-5345

Project ID Summary: 0032-02-46

CCLM

Facility Repair/Emergency Costs by Outside Vendor

Utility Costs

\$124,380.00

\$10,343.18

CCLM Overall Actual vs Budget Summary

YTD Actual \$124,380.00 **YTD Budget:** \$121,102.00 **Difference:** \$3,278.00 **Percent:** 102.71%

	<u>Actual Cost</u>	<u>% of Total Cost</u>		<u>Actual Cost</u>	<u>% of Total Cost</u>
Salaries	\$74,949.35	60.26%	Contractor Service Costs	\$8,753.52	7.04%
Benefits	\$17,288.52	13.90%	Site Liability Insurance	\$0.00	0.00%
Materials and Supplies	\$8,215.86	6.61%	Special Vendor Services	\$6,661.21	5.36%
Equipment Costs	\$2,707.61	2.18%	Miscellaneous Costs	\$680.00	0.55%
Vehicle Costs	\$5,123.93	4.12%			

CCLM Breakdown by Category

The cost breakdowns in the categories below are included in the overall totals above.

Materials and Supplies (Breakdown by Category)

Cleaning	\$1,745.57	21.25%
Paper/Other Consumables	\$2,056.77	25.03%
Building Repairs/Mtnce	\$280.54	3.41%
Grounds Repairs/Mtnce	\$3,156.05	38.41%
Tools	\$20.38	0.25%
Uniform	\$830.48	10.11%
Misc M/S	\$126.07	1.53%

Total **\$8,215.86** **100.00%**

Special Vendor Services (Breakdown by Category)

Trash:	\$0.00	Septic:	\$3,844.93
HVAC:	\$519.49	Portable Toilet:	\$0.00
Electrical:	\$0.00	Fire Extinguisher:	\$31.98
Plumbing:	\$2,264.81	Landscape:	\$0.00
Well:	\$0.00	Misc:	\$0.00

Total: \$6,661.21

Miscellaneous Costs (Breakdown by Category)

Communication:	\$0.00	Storage:	\$0.00	Other Miscellaneous	\$0.00
Water Testing:	\$680.00	Phone/Pager:	\$0.00	Total:	\$680.00

Other Costs Included In Project ID

The cost breakdowns in the categories below are NOT included in the overall totals above with the exception of the projects checked as being "extra work". Extra work projects are included in the overall totals.

Projects Summary

County	Sites	Project Description:	Extra Work	Preliminary \$	Final \$
LaCrosse	RA 31	Replace furnace blower motor	<input checked="" type="checkbox"/>	\$519.49	\$519.49
LaCrosse	RA 31	Wastewater charges (over the budgetd amount)	<input checked="" type="checkbox"/>	\$569.00	\$569.00
La Crosse	RA 31	Repair of deteriorating pipe (plumbing leak)	<input checked="" type="checkbox"/>	\$1,500.00	\$1,466.22
LaCrosse	RA 31	Water Heater Replacement	<input checked="" type="checkbox"/>	\$721.99	\$721.99

Utilities (Breakdown by Category)

Site	Telephone	Gas	Electric	Trash	Water/Sewer	Total
La Crosse RA 31, M	\$599.55	\$1,386.03	\$6,212.96	\$2,144.64		\$10,343.18

Site Statistics - by County then by Site

La Crosse RA 31, M

Site No: I-32-31 **Hwy No:** I90 **Side of Road:** S **Mile Post:** 1.5 **Maintained by:** RFW

Location: 1.4 mi E of State Line (EB)

Size Acres: 9.1 **Site Type:** Tourist Information Center

Car Parking:	37	Flag Pole:	1	Scenic Overlook:	
Truck Parking:	19	Info Board:	SH	Historical Marker:	2
Standard Table:	11	Lighting:	Y	Boat Landing:	
Phy Hdcp Tables:	1	Water Supply:	W	Welcome Sign:	1
Fire Grills:		Elect Fountain:			
Waste Recp:	14	Wastewater:	M		
Recycle Bins:	21	Exhaust Fans:	Y		
Telephone:	Y	Lawcon:			



Special Remarks: "Upper Mississippi" and "Major General C.C. Washburn" markers, 2-utility bldg., vending machines.

Site History

Site Added to RAM Program: 1989

Site Notes: Rest area opened in 1977.

Site Schedule

Site Schedule: -

Work Schedule: SCHEDULE #1 - May 15 to September 15. Saturday through Thursday: 6:00 a.m. - 4:30 p.m. Friday: 6:00 a.m. - 7:30 p.m. SCHEDULE #2 - September 16 to May 14. Saturday through Thursday: 7:00 a.m. - 3:30 p.m. Friday: 7:00 a.m. - 7:30 p.m. "Octoberfest" weekend extended coverage. SCHEDULE #3 - April 1 through October 31. Once per week or as needed at the Welcome sign at RA 31.

Inspection Summary by FY

Inspections Completed 11

Exterior, Entrances and Lobby:	97%
Rest Rooms - Men:	93%
Rest Rooms - Women:	95%
Storage and Mechanical Areas	100%
Grounds:	95%

Overall Site: 95.94%

Traffic/Water Summary by CY

Annual Average Daily Traffic:

	<u>CY 2002</u>	<u>CY 2003</u>	<u>CY 2004</u>
Avg AADT:	437	489	418

Year-to-Date Average Water (in Gallons):

	<u>CY 2002</u>	<u>CY 2003</u>	<u>CY 2004</u>
YTD Avg:	63,275	73,483	57,700

Comment Card Summary - by FY

Total Cards Received: 52

Service Averages: (Rated on a 5 point scale with 1 being the best)

Parking Lot	1.25	Rest Rooms	1.39	Grounds	1.1	Overall: 1.21
Lobby	1.12	Picnic Facilities	1.31	Sidewalks	1.3	

Total times Accessories used/percent:

Rest Rooms	29	55.77%	Phone	2	3.85%
Tourism Mat'ls	20	38.46%	Vending	3	5.77%
Picnic Area	5	9.62%	Pet Walk	1	1.92%
Weather	6	11.54%			

Site Statistics - by County then by Site

La Crosse M-F

Site No: M-32-F **Hwy No:** 14,16,6 **Side of Road:** NE **Mile Post:** **Maintained by:** RFW

Location: 0.3 mi E of State Line

Size Acres: **Site Type:** Seasonal Site

Car Parking:	Flag Pole:	Scenic Overlook:
Truck Parking:	Info Board:	Historical Marker:
Standard Table:	Lighting:	Boat Landing:
Phy Hdcp Tables:	Water Supply:	Welcome Sign: 1
Fire Grills:	Elect Fountain:	
Waste Recp:	Wastewater:	
Recycle Bins:	Exhaust Fans:	
Telephone:	Lawcon:	



Special Remarks:

Site History

Site Added to RAM Program: 2001

Site Notes:

Site Schedule

Site Schedule: April 1 - October 31

Work Schedule: April 1 through October 31. Every two weeks, service shall alternate with city parks maintenance.

Inspection Summary by FY

Traffic/Water Summary by CY

Wisconsin's Rest Area Maintenance Program
Cost Summary by CRP then by Site

FY 2004
 prepared by RFW, Inc.

St. Croix

TIC-25

St. Croix Industries

1525 North 4th Street; New Richmond, WI 54017-1065
 Phone: (715) 246-8299 Fax: (715) 246-8295

Project ID Summary: 0055-02-46

CCLM

Facility Repair/Emergency Costs by Outside Vendor

Utility Costs

\$57,506.09

\$5,990.20

CCLM Overall Actual vs Budget Summary

YTD Actual \$57,506.09 **YTD Budget:** \$61,627.25 **Difference:** (\$4,121.16) **Percent:** 93.31%

	<u>Actual Cost</u>	<u>% of Total Cost</u>		<u>Actual Cost</u>	<u>% of Total Cost</u>
Salaries	\$28,145.75	48.94%	Contractor Service Costs	\$4,305.00	7.49%
Benefits	\$13,395.70	23.29%	Site Liability Insurance	\$0.00	0.00%
Materials and Supplies	\$4,027.06	7.00%	Special Vendor Services	\$670.60	1.17%
Equipment Costs	\$2,978.78	5.18%	Miscellaneous Costs	\$0.00	0.00%
Vehicle Costs	\$3,983.20	6.93%			

CCLM Breakdown by Category

The cost breakdowns in the categories below are included in the overall totals above.

Materials and Supplies (Breakdown by Category)

Cleaning	\$880.39	21.86%
Paper/Other Consumables	\$1,864.47	46.30%
Building Repairs/Mtnce	\$304.10	7.55%
Grounds Repairs/Mtnce	\$816.42	20.27%
Tools	\$58.70	1.46%
Uniform	\$0.00	0.00%
Misc M/S	\$102.98	2.56%

Total **\$4,027.06** **100.00%**

Special Vendor Services (Breakdown by Category)

Trash:	\$0.00	Septic:	\$0.00
HVAC:	\$0.00	Portable Toilet:	\$0.00
Electrical:	\$0.00	Fire Extinguisher:	\$0.00
Plumbing:	\$255.60	Landscape:	\$0.00
Well:	\$65.00	Misc:	\$350.00

Total: \$670.60

Miscellaneous Costs (Breakdown by Category)

Communication:	\$0.00	Storage:	\$0.00	Other Miscellaneous	\$0.00
Water Testing:	\$0.00	Phone/Pager:	\$0.00	Total:	\$0.00

Other Costs Included In Project ID

The cost breakdowns in the categories below are NOT included in the overall totals above with the exception of the projects checked as being "extra work". Extra work projects are included in the overall totals.

Utilities (Breakdown by Category)

Site	Telephone	Gas	Electric	Trash	Water/Sewer	Total
St. Croix TIC 25		\$2,193.84	\$3,796.36			\$5,990.20

Site Statistics - by County then by Site

St. Croix TIC 25

Site No: I-55-25 **Hwy No:** I-94 **Side of Road:** S **Mile Post:** 1 **Maintained by:** RFW

Location: at Hudson

Size Acres: 20.0 **Site Type:** Tourist Information Center

Car Parking: 32	Flag Pole: 1	Scenic Overlook:
Truck Parking: 7	Info Board: SH	Historical Marker: 1
Standard Table: 3	Lighting: Y	Boat Landing:
Phy Hdcp Tables: 2	Water Supply: M	Welcome Sign:
Fire Grills:	Elect Fountain: Y	
Waste Recp: 5	Wastewater: M	
Recycle Bins: 18	Exhaust Fans:	
Telephone: Y	Lawcon:	



Special Remarks: "Brule-St. Croix Waterway" marker, vending machines, playground equipment.

Site History

Site Added to RAM Program: 1989

Site Notes: Building renovated and site reconfigured in 1993. Rest area opened in 1972.

Site Schedule

Site Schedule: -

Work Schedule: SCHEDULE #1 - April through October, General custodial duties performed seven days per week: 8 maintenance hours per day Monday thru Friday and 4 maintenance hours per day Saturday & Sunday. SCHEDULE #2 - November through March. General custodial duties performed Tuesday through Saturday: 4 maintenance hours per day. Plus additional hours during the winter for snow removal. Note: The building will be closed to the traveling public other than the hours staffed by tourism personnel.

Inspection Summary by FY

Inspections Completed 9

Exterior, Entrances and Lobby:	92%
Rest Rooms - Men:	92%
Rest Rooms - Women:	96%
Storage and Mechanical Areas	98%
Grounds:	87%

Overall Site: 92.99%

Traffic/Water Summary by CY

Annual Average Daily Traffic:

	<u>CY 2002</u>	<u>CY 2003</u>	<u>CY 2004</u>
Avg AADT:	146	160	157

Year-to-Date Average Water (in Gallons):

	<u>CY 2002</u>	<u>CY 2003</u>	<u>CY 2004</u>
YTD Avg:	13,156	13,631	16,288

Comment Card Summary - by FY

Total Cards Received: 153

Service Averages: (Rated on a 5 point scale with 1 being the best)

Parking Lot	1.18	Rest Rooms	1.22	Grounds	1.2	Overall: 1.17
Lobby	1.14	Picnic Facilities	1.28	Sidewalks	1.2	

Total times Accessories used/percent:

Rest Rooms	83	54.25%	Phone	3	1.96%
Tourism Mat'ls	88	57.52%	Vending	7	4.58%
Picnic Area	9	5.88%	Pet Walk	6	3.92%
Weather	13	8.50%			

Wisconsin's Rest Area Maintenance Program
Cost Summary by CRP then by Site

FY 2004
 prepared by RFW, Inc.

St. Croix

W-1

St. Croix Industries

1525 North 4th Street; New Richmond, WI 54017-1065
 Phone: (715) 246-8299 Fax: (715) 246-8295

Project ID Summary: 0055-02-48

CCLM	Facility Repair/Emergency Costs by Outside Vendor	Utility Costs
\$3,160.53	\$430.00	

CCLM Overall Actual vs Budget Summary

YTD Actual \$3,160.53	YTD Budget: \$3,160.53	Difference: \$0.01	Percent: 100.00%
------------------------------	-------------------------------	---------------------------	-------------------------

	<u>Actual Cost</u>	<u>% of Total Cost</u>		<u>Actual Cost</u>	<u>% of Total Cost</u>
Salaries	\$1,388.42	43.93%	Contractor Service Costs	\$750.00	23.73%
Benefits	\$645.48	20.42%	Site Liability Insurance	\$0.00	0.00%
Materials and Supplies	\$63.31	2.00%	Special Vendor Services	\$0.00	0.00%
Equipment Costs	\$179.97	5.69%	Miscellaneous Costs	\$0.00	0.00%
Vehicle Costs	\$133.35	4.22%			

CCLM Breakdown by Category

The cost breakdowns in the categories below are included in the overall totals above.

Materials and Supplies (Breakdown by Category)

Cleaning	\$0.00	0.00%
Paper/Other Consumables	\$48.42	76.48%
Building Repairs/Mtnce	\$7.92	12.51%
Grounds Repairs/Mtnce	\$6.97	11.01%
Tools	\$0.00	0.00%
Uniform	\$0.00	0.00%
Misc M/S	\$0.00	0.00%

Total \$63.31 100.00%

Special Vendor Services (Breakdown by Category)

Trash:	\$0.00	Septic:	\$0.00
HVAC:	\$0.00	Portable Toilet:	\$0.00
Electrical:	\$0.00	Fire Extinguisher:	\$0.00
Plumbing:	\$0.00	Landscape:	\$0.00
Well:	\$0.00	Misc:	\$0.00

Total: \$0.00

Miscellaneous Costs (Breakdown by Category)

Communication:	\$0.00	Storage:	\$0.00	Other Miscellaneous	\$0.00
Water Testing:	\$0.00	Phone/Pager:	\$0.00	Total:	\$0.00

Other Costs Included In Project ID

The cost breakdowns in the categories below are NOT included in the overall totals above with the exception of the projects checked as being "extra work". Extra work projects are included in the overall totals.

Projects Summary

County	Sites	Project Description:	Extra Work	Preliminary \$	Final \$
St. Croix	W-1 Houlton	Remove Door & Frames from site prior to demolition.	<input type="checkbox"/>	\$1,500.00	\$430.00

Site Statistics - by County then by Site

St. Croix W-1

Site No: **Hwy No:** **Side of Road:** **Mile Post:** **Maintained by:**

W-55-1 35 W 265+.63 RFW

Location: 1 mi S of Houlton

Size Acres: 7.8 **Site Type:** Seasonal Site

Car Parking: 14	Flag Pole:	Scenic Overlook: 1
Truck Parking:	Info Board: SB	Historical Marker: 1
Standard Table: 2	Lighting: Y	Boat Landing:
Phy Hdcp Tables: 1	Water Supply: W	Welcome Sign:
Fire Grills: 3	Elect Fountain:	
Waste Recp: 2	Wastewater: V	
Recycle Bins: 6	Exhaust Fans:	
Telephone: Y	Lawcon:	



Special Remarks: "St. Croix River" marker. 11/2003 - Site closed and demolished.

Site History

Site Added to RAM Program: 2001

Site Notes: 11/2003 Site to be closed and demolished.

Site Schedule

Site Schedule: May 1 - November 30

Work Schedule: Site opening preparation will begin April 1 through April 30. General custodial duties performed: Monday, Wednesday, Friday and on Holidays. Trash collection activities may be performed during the winter months as needed.

Inspection Summary by FY

Inspections Completed:	1
Rest Rooms - Men:	90.00%
Rest Rooms - Women:	100.00%
Well Shelter:	100.00%
Grounds:	100.00%
Overall Site:	97.50%

Traffic/Water Summary by CY

Annual Average Daily Traffic:

	<u>CY 2002</u>	<u>CY 2003</u>	<u>CY 2004</u>
Avg AADT:			

Wisconsin's Rest Area Maintenance Program
Cost Summary by CRP then by Site

FY 2004
 prepared by RFW, Inc.

Douglas

RA 23

Superior Vocations Center, Inc.

2320 Hill Avenue; Superior, WI 54880-5235
 Phone: (715) 392-6171 Fax: (715) 392-6172

Project ID Summary: 0016-02-46

CCLM

Facility Repair/Emergency Costs by Outside Vendor

Utility Costs

\$131,844.55

\$5,198.30

CCLM Overall Actual vs Budget Summary

YTD Actual \$131,844.55 YTD Budget: \$130,392.74 Difference: \$1,451.81 Percent: 101.11%

	<u>Actual Cost</u>	<u>% of Total Cost</u>		<u>Actual Cost</u>	<u>% of Total Cost</u>
Salaries	\$52,268.52	39.64%	Contractor Service Costs	\$21,768.00	16.51%
Benefits	\$13,188.17	10.00%	Site Liability Insurance	\$1,228.77	0.93%
Materials and Supplies	\$12,853.58	9.75%	Special Vendor Services	\$4,313.98	3.27%
Equipment Costs	\$6,618.18	5.02%	Miscellaneous Costs	\$438.40	0.33%
Vehicle Costs	\$19,166.95	14.54%			

CCLM Breakdown by Category

The cost breakdowns in the categories below are included in the overall totals above.

Materials and Supplies (Breakdown by Category)

Cleaning	\$7,411.43	57.66%
Paper/Other Consumables	\$2,625.24	20.42%
Building Repairs/Mtnce	\$357.38	2.78%
Grounds Repairs/Mtnce	\$2,104.41	16.37%
Tools	\$156.52	1.22%
Uniform	\$0.00	0.00%
Misc M/S	\$198.60	1.55%

Total \$12,853.58 100.00%

Special Vendor Services (Breakdown by Category)

Trash:	\$1,422.96	Septic:	\$0.00
HVAC:	\$305.97	Portable Toilet:	\$0.00
Electrical:	\$305.85	Fire Extinguisher:	\$40.00
Plumbing:	\$990.84	Landscape:	\$0.00
Well:	\$0.00	Misc:	\$1,248.36

Total: \$4,313.98

Miscellaneous Costs (Breakdown by Category)

Communication:	\$0.00	Storage:	\$0.00	Other Miscellaneous	\$438.40
Water Testing:	\$0.00	Phone/Pager:	\$0.00	Total:	\$438.40

Other Costs Included In Project ID

The cost breakdowns in the categories below are NOT included in the overall totals above with the exception of the projects checked as being "extra work". Extra work projects are included in the overall totals.

Utilities (Breakdown by Category)

Site	Telephone	Gas	Electric	Trash	Water/Sewer	Total
Douglas RA 23		\$2,262.88	\$2,935.42			\$5,198.30

Site Statistics - by County then by Site

Douglas RA 23

Site No: **Hwy No:** **Side of Road:** **Mile Post:** **Maintained by:**

I-16-23 2&53 S 14A+.37 RFW

Location: S limits of Superior (SB)

Size Acres: 20.0 **Site Type:** Tourist Information Center

Car Parking: 46	Flag Pole: 2	Scenic Overlook:
Truck Parking: 14	Info Board: SH	Historical Marker: 1
Standard Table: 8	Lighting: Y	Boat Landing:
Phy Hdcp Tables:	Water Supply: M	Welcome Sign:
Fire Grills: 4	Elect Fountain:	
Waste Recp: 12	Wastewater: M	
Recycle Bins: 21	Exhaust Fans:	
Telephone: Y	Lawcon:	



Special Remarks: "Northwest Portal of Wisconsin" marker. Vending.

Site History

Site Added to RAM Program: 1990

Site Notes: 2/2003 Due to portable water supply unit for the RV dump station being inoperable due to the valve being broken off the tower, station permanently closed. Renovated in 2000 as a tourist information center. Rest area opened in 1970.

Site Schedule

Site Schedule: -

Work Schedule: SCHEDULE #1 - May 1 thru September 30., 7 days per week: 6:30 a.m. to 8:00 p.m.
SCHEDULE #2 - October 1 thru April 30. 7 days per week: 7:00 a.m. to 5:30 p.m.

Inspection Summary by FY

Inspections Completed 12

Exterior, Entrances and Lobby:	98%
Rest Rooms - Men:	91%
Rest Rooms - Women:	94%
Storage and Mechanical Areas	100%
Grounds:	97%
Overall Site:	96.11%

Traffic/Water Summary by CY

Annual Average Daily Traffic:

	<u>CY 2002</u>	<u>CY 2003</u>	<u>CY 2004</u>
Avg AADT:	270	264	272

Year-to-Date Average Water (in Gallons):

	<u>CY 2002</u>	<u>CY 2003</u>	<u>CY 2004</u>
YTD Avg:	21,650	19,613	16,725

Comment Card Summary - by FY

Total Cards Received: 55

Service Averages: (Rated on a 5 point scale with 1 being the best)

Parking Lot	1.06	Rest Rooms	1.14	Grounds	1.1	Overall: 1.02
Lobby	1.04	Picnic Facilities	1.12	Sidewalks	1.1	

Total times Accessories used/percent:

Rest Rooms	42	76.36%	Phone	3	5.45%
Tourism Mat'ls	45	81.82%	Vending	6	10.91%
Picnic Area	9	16.36%	Pet Walk	3	5.45%
Weather	12	21.82%			

Wisconsin's Rest Area Maintenance Program
Cost Summary by CRP then by Site

FY 2004
 prepared by RFW, Inc.

Bayfield (1), Burnett (2) & Douglas (3) (1) W-4,W-6, W-10; (2) W-8,M-J,S-9; (3) W-3,W-6,M-A,M-B

Superior Vocations Center, Inc.
 2320 Hill Avenue; Superior, WI 54880-5235
 Phone: (715) 392-6171 Fax: (715) 392-6172

Project ID Summary: 0007-02-48

CCLM	Facility Repair/Emergency Costs by Outside Vendor	Utility Costs
\$132,884.86		

CCLM Overall Actual vs Budget Summary

YTD Actual \$132,884.86	YTD Budget: \$133,914.99	Difference: (\$1,030.13)	Percent: 99.23%
--------------------------------	---------------------------------	---------------------------------	------------------------

	<u>Actual Cost</u>	<u>% of Total Cost</u>		<u>Actual Cost</u>	<u>% of Total Cost</u>
Salaries	\$51,019.27	38.39%	Contractor Service Costs	\$20,272.00	15.26%
Benefits	\$7,904.52	5.95%	Site Liability Insurance	\$1,198.95	0.90%
Materials and Supplies	\$13,833.23	10.41%	Special Vendor Services	\$3,035.28	2.28%
Equipment Costs	\$11,919.36	8.97%	Miscellaneous Costs	\$302.86	0.23%
Vehicle Costs	\$23,399.39	17.61%			

CCLM Breakdown by Category

The cost breakdowns in the categories below are included in the overall totals above.

Materials and Supplies (Breakdown by Category)

Cleaning	\$3,024.17	21.86%
Paper/Other Consumables	\$8,275.17	59.82%
Building Repairs/Mtnce	\$751.91	5.44%
Grounds Repairs/Mtnce	\$1,440.55	10.41%
Tools	\$311.05	2.25%
Uniform	\$0.00	0.00%
Misc M/S	\$30.38	0.22%

Total \$13,833.23 100.00%

Special Vendor Services (Breakdown by Category)

Trash:	\$1,575.13	Septic:	\$1,420.00
HVAC:	\$0.00	Portable Toilet:	\$0.00
Electrical:	\$0.00	Fire Extinguisher:	\$0.00
Plumbing:	\$0.00	Landscape:	\$0.00
Well:	\$0.00	Misc:	\$40.15

Total: \$3,035.28

Miscellaneous Costs (Breakdown by Category)

Communication:	\$0.00	Storage:	\$0.00	Other Miscellaneous	\$0.00
Water Testing:	\$44.64	Phone/Pager:	\$258.22	Total:	\$302.86

Other Costs Included In Project ID

The cost breakdowns in the categories below are NOT included in the overall totals above with the exception of the projects checked as being "extra work". Extra work projects are included in the overall totals.

Projects Summary

County	Sites	Project Description:	Extra Work	Preliminary \$	Final \$
Douglas	M-A, M-B	Repair and Paint Welcome signs	<input checked="" type="checkbox"/>	\$902.51	\$902.51

Site Statistics - by County then by Site

Bayfield W-4 Iron River

Site No: W-4-4 **Hwy No:** 2 **Side of Road:** S **Mile Post:** 53+.92 **Maintained by:** RFW

Location: 1.0 mi E of CTH "A"

Size Acres: 2.5 **Site Type:** Seasonal Site

Car Parking: 15	Flag Pole:	Scenic Overlook:
Truck Parking: 3	Info Board: SB	Historical Marker:
Standard Table: 3	Lighting:	Boat Landing:
Phy Hdcp Tables: 1	Water Supply: W	Welcome Sign:
Fire Grills: 4	Elect Fountain:	
Waste Recp: 4	Wastewater: V	
Recycle Bins:	Exhaust Fans:	
Telephone:	Lawcon:	



Special Remarks:

Site History

Site Added to RAM Program: 1988

Site Notes: To be transferred to Village January 1, 2005.

Inspection Summary by FY

Inspections Completed:	5
Rest Rooms - Men:	96.00%
Rest Rooms - Women:	94.00%
Well Shelter:	100.00%
Grounds:	92.31%
Overall Site:	95.58%

Site Schedule

Site Schedule: May 1 - November 30

Work Schedule: Site opening preparation will be April 1 through April 30. General custodial duties performed Monday, Wednesday, Friday and one weekend day.

Traffic/Water Summary by CY

Annual Average Daily Traffic:

	<u>CY 2002</u>	<u>CY 2003</u>	<u>CY 2004</u>
Avg AADT:		197	

Site Statistics - by County then by Site

Bayfield W-6 Port Wing

Site No: **Hwy No:** **Side of Road:** **Mile Post:** **Maintained by:**

W-4-6 13 N 376+.42 RFW

Location: 3.5 mi W of Port Wing

Size Acres: 5.0 **Site Type:** Seasonal Site

Car Parking: 10	Flag Pole:	Scenic Overlook: 1
Truck Parking:	Info Board: LB	Historical Marker:
Standard Table: 2	Lighting:	Boat Landing:
Phy Hdcp Tables: 1	Water Supply: W	Welcome Sign:
Fire Grills: 3	Elect Fountain:	
Waste Recp: 3	Wastewater: V	
Recycle Bins:	Exhaust Fans:	
Telephone:	Lawcon: Y	



Special Remarks:

Site History

Site Added to RAM Program: 1988

Site Notes:

Site Schedule

Site Schedule: May 1 - November 30

Work Schedule: Site opening preparation will be April 1 through April 30. General custodial duties performed on Monday, Wednesday and Friday.

Inspection Summary by FY

Inspections Completed:	3
Rest Rooms - Men:	93.33%
Rest Rooms - Women:	93.33%
Well Shelter:	100.00%
Grounds:	97.44%
Overall Site:	96.03%

Traffic/Water Summary by CY

Annual Average Daily Traffic:

	<u>CY 2002</u>	<u>CY 2003</u>	<u>CY 2004</u>
Avg AADT:		239	

Site Statistics - by County then by Site

Bayfield W-10 Cable

Site No: **Hwy No:** **Side of Road:** **Mile Post:** **Maintained by:**

W-4-10 63 W 178+1.13 RFW

Location: 1.2 mi S of Cable (Namekagon River)

Size Acres: 6.2 **Site Type:** Seasonal Site

Car Parking:	17	Flag Pole:		Scenic Overlook:	
Truck Parking:	3	Info Board:	LB	Historical Marker:	
Standard Table:	3	Lighting:		Boat Landing:	
Phy Hdcp Tables:		Water Supply:	W	Welcome Sign:	
Fire Grills:	2	Elect Fountain:			
Waste Recp:	2	Wastewater:	V		
Recycle Bins:	6	Exhaust Fans:			
Telephone:		Lawcon:	Y		



Special Remarks:

Site History

Site Added to RAM Program: 1988

Site Notes: 4/2003 Transferred from Training Station, Hayward to Superior Vocations Center, Superior.

Site Schedule

Site Schedule: May 1 - November 30

Work Schedule: Site opening preparation will be April 1 through April 30. General custodial duties performed Monday, Wednesday, and Friday.

Inspection Summary by FY

Inspections Completed:	4
Rest Rooms - Men:	92.50%
Rest Rooms - Women:	95.00%
Well Shelter:	95.00%
Grounds:	98.08%
Overall Site:	95.14%

Traffic/Water Summary by CY

Annual Average Daily Traffic:

	<u>CY 2002</u>	<u>CY 2003</u>	<u>CY 2004</u>
Avg AADT:			

Site Statistics - by County then by Site

Burnett W-8 Elbow Lake

Site No: **Hwy No:** **Side of Road:** **Mile Post:** **Maintained by:**

W-7-8 35 W 338+.78 RFW

Location: 2.5 mi S of Siren

Size Acres: 24.1 **Site Type:** Seasonal Site

Car Parking: 26	Flag Pole:	Scenic Overlook: 1
Truck Parking: 4	Info Board: SB	Historical Marker:
Standard Table: 2	Lighting: Y	Boat Landing:
Phy Hdcp Tables: 1	Water Supply: W	Welcome Sign:
Fire Grills: 5	Elect Fountain:	
Waste Recp: 2	Wastewater: V	
Recycle Bins:	Exhaust Fans:	
Telephone:	Lawcon:	



Special Remarks:

Site History

Site Added to RAM Program: 1989

Site Notes: Ownership to be transferred to Burnett County Forestry Department by January 1, 2005

Site Schedule

Site Schedule: May 1 - November 30

Work Schedule: Site opening preparation will begin April 1 through April 30. General custodial duties performed: Monday, Wednesday, and Friday.

Inspection Summary by FY

Inspections Completed:	2
Rest Rooms - Men:	100.00%
Rest Rooms - Women:	100.00%
Well Shelter:	100.00%
Grounds:	96.15%
Overall Site:	99.04%

Traffic/Water Summary by CY

Annual Average Daily Traffic:

	<u>CY 2002</u>	<u>CY 2003</u>	<u>CY 2004</u>
Avg AADT:	199		

Site Statistics - by County then by Site

Burnett SO-9 Viola Lake SO

Site No: S-7-9 **Hwy No:** 70 **Side of Road:** S **Mile Post:** 27+.17 **Maintained by:** RFW

Location: 5.0 mi E of STH 35 (Viola Lake)

Size Acres: 3.0 **Site Type:** Scenic Overlook

Car Parking:	10	Flag Pole:	Scenic Overlook:	1
Truck Parking:		Info Board:	Historical Marker:	
Standard Table:		Lighting:	Boat Landing:	
Phy Hdcp Tables:		Water Supply:	Welcome Sign:	
Fire Grills:		Elect Fountain:		
Waste Recp:		Wastewater:		
Recycle Bins:		Exhaust Fans:		
Telephone:		Lawcon:		



Special Remarks:

Site History

Site Added to RAM Program: 1989

Site Notes:

Inspection Summary by FY

Site Schedule

Site Schedule: May 1 - October 31

Work Schedule: Site opening preparation will begin April 1 through April 30. General custodial duties performed: Once per week or as necessary.

Traffic/Water Summary by CY

Annual Average Daily Traffic:

	<u>CY 2002</u>	<u>CY 2003</u>	<u>CY 2004</u>
Avg AADT:			

Site Statistics - by County then by Site

Burnett M-J

Site No: M-7-J **Hwy No:** 70 **Side of Road:** S **Mile Post:** **Maintained by:** RFW

Location: 0.4 mi E of State Line

Size Acres: **Site Type:** Seasonal Site

Car Parking:	Flag Pole:	Scenic Overlook:
Truck Parking:	Info Board:	Historical Marker:
Standard Table:	Lighting:	Boat Landing:
Phy Hdcp Tables:	Water Supply:	Welcome Sign: 1
Fire Grills:	Elect Fountain:	
Waste Recp:	Wastewater:	
Recycle Bins:	Exhaust Fans:	
Telephone:	Lawcon:	



Special Remarks:

Site History

Site Added to RAM Program: 1989

Site Notes:

Site Schedule

Site Schedule: May 1 - October 31

Work Schedule: Site opening preparation will begin April 1 through April 30. General custodial duties performed: Once per week or as necessary.

Inspection Summary by FY

Traffic/Water Summary by CY

Site Statistics - by County then by Site

Douglas W-3 Brule

Site No: W-16-3 **Hwy No:** 2 **Side of Road:** S **Mile Post:** 31+.90 **Maintained by:** RFW

Location: 0.6 mi W of STH 27 at Brule

Size Acres: 2.0 **Site Type:** Seasonal Site

Car Parking: 9	Flag Pole:	Scenic Overlook:
Truck Parking: 2	Info Board: LB	Historical Marker: 1
Standard Table: 4	Lighting:	Boat Landing:
Phy Hdcp Tables:	Water Supply: W2	Welcome Sign:
Fire Grills: 4	Elect Fountain:	
Waste Recp: 2	Wastewater: V	
Recycle Bins: 6	Exhaust Fans:	
Telephone:	Lawcon:	



Special Remarks: "Brule River" marker. Extra shelter.

Site History

Site Added to RAM Program: 1991

Site Notes:

Site Schedule

Site Schedule: May 1 - November 30

Work Schedule: Site opening preparation will begin April 1 through April 30. General custodial duties performed Monday, Wednesday, and Friday.

Inspection Summary by FY

Inspections Completed:	6
Rest Rooms - Men:	100.00%
Rest Rooms - Women:	98.33%
Well Shelter:	100.00%
Grounds:	94.87%
Overall Site:	98.30%

Traffic/Water Summary by CY

Annual Average Daily Traffic:

	<u>CY 2002</u>	<u>CY 2003</u>	<u>CY 2004</u>
Avg AADT:			

Site Statistics - by County then by Site

Douglas W-6 Moose Junction

Site No: **Hwy No:** **Side of Road:** **Mile Post:** **Maintained by:**

W-16-6 35 E 397+.91 RFW

Location: 1.0 mi N of CTH "M"

Size Acres: 2.0 **Site Type:** Seasonal Site

Car Parking: 15	Flag Pole:	Scenic Overlook:
Truck Parking: 3	Info Board:	Historical Marker:
Standard Table: 2	Lighting:	Boat Landing:
Phy Hdcp Tables: 1	Water Supply: W	Welcome Sign:
Fire Grills: 4	Elect Fountain:	
Waste Recp: 2	Wastewater: V	
Recycle Bins:	Exhaust Fans:	
Telephone:	Lawcon:	



Special Remarks:

Site History

Site Added to RAM Program: 1991

Site Notes:

Inspection Summary by FY

Inspections Completed:	5
Rest Rooms - Men:	96.00%
Rest Rooms - Women:	96.00%
Well Shelter:	96.00%
Grounds:	96.92%
Overall Site:	96.23%

Site Schedule

Site Schedule: May 1 - November 30

Work Schedule: Site opening preparation will begin April 1 through April 30. General custodial duties performed Monday, Wednesday, and Friday.

Traffic/Water Summary by CY

Annual Average Daily Traffic:

	<u>CY 2002</u>	<u>CY 2003</u>	<u>CY 2004</u>
Avg AADT:	147		

Site Statistics - by County then by Site

Douglas M-A

Site No: M-16-A **Hwy No:** I535 **Side of Road:** W **Mile Post:** **Maintained by:** RFW

Location: at Duluth - Superior Interstate Bridge

Size Acres: **Site Type:** Seasonal Site

Car Parking:	Flag Pole:	Scenic Overlook:
Truck Parking:	Info Board:	Historical Marker:
Standard Table:	Lighting: Y	Boat Landing:
Phy Hdcp Tables:	Water Supply:	Welcome Sign: 1
Fire Grills:	Elect Fountain:	
Waste Recp:	Wastewater:	
Recycle Bins:	Exhaust Fans:	
Telephone:	Lawcon:	



Special Remarks:

Site History

Site Added to RAM Program: 1990

Site Notes:

Site Schedule

Site Schedule: May 1 - October 31

Work Schedule: Site opening preparation will begin April 1 through April 30. General custodial duties performed once per week or as needed.

Inspection Summary by FY

Inspections Completed:	5
Rest Rooms - Men:	100.00%
Rest Rooms - Women:	100.00%
Well Shelter:	100.00%
Grounds:	100.00%
Overall Site:	100.00%

Traffic/Water Summary by CY

Site Statistics - by County then by Site

Douglas M-B

Site No: M-16-B **Hwy No:** 2 **Side of Road:** M **Mile Post:** **Maintained by:** RFW

Location: E of Bong Memorial Bridge

Size Acres: **Site Type:** Seasonal Site

Car Parking:	Flag Pole:	Scenic Overlook:
Truck Parking:	Info Board:	Historical Marker:
Standard Table:	Lighting: Y	Boat Landing:
Phy Hdcp Tables:	Water Supply:	Welcome Sign: 1
Fire Grills:	Elect Fountain:	
Waste Recp:	Wastewater:	
Recycle Bins:	Exhaust Fans:	
Telephone:	Lawcon:	



Special Remarks: Welcome Sign, Richard Ira Bong Sign, and Bong Memorial Bridge Sign.

Site History

Site Added to RAM Program: 1990

Site Notes:

Site Schedule

Site Schedule: May 1 - October 31

Work Schedule: Site opening preparation will begin April 1 through April 30. General custodial duties performed once per week or as needed.

Inspection Summary by FY

Inspections Completed:	4
Rest Rooms - Men:	100.00%
Rest Rooms - Women:	100.00%
Well Shelter:	100.00%
Grounds:	98.08%
Overall Site:	99.52%

Traffic/Water Summary by CY

Wisconsin's Rest Area Maintenance Program
Cost Summary by CRP then by Site

FY 2004
 prepared by RFW, Inc.

Washburn

W-4, W-7, W-10, H-8, H-9

Ventures Unlimited, Inc.

P.O. Box 623; Shell Lake, WI 54871-7844
 Phone: (715) 468-2939 Fax: (715) 468-4478

Project ID Summary: 0065-02-48

CCLM

Facility Repair/Emergency Costs by Outside Vendor

Utility Costs

\$39,509.90

CCLM Overall Actual vs Budget Summary

YTD Actual \$39,509.90 **YTD Budget:** \$42,734.86 **Difference:** (\$3,224.96) **Percent:** 92.45%

	<u>Actual Cost</u>	<u>% of Total Cost</u>		<u>Actual Cost</u>	<u>% of Total Cost</u>
Salaries	\$10,036.54	25.40%	Contractor Service Costs	\$4,224.48	10.69%
Benefits	\$2,240.73	5.67%	Site Liability Insurance	\$484.00	1.23%
Materials and Supplies	\$1,354.92	3.43%	Special Vendor Services	\$6,654.27	16.84%
Equipment Costs	\$1,615.32	4.09%	Miscellaneous Costs	\$1,071.82	2.71%
Vehicle Costs	\$11,827.82	29.94%			

CCLM Breakdown by Category

The cost breakdowns in the categories below are included in the overall totals above.

Materials and Supplies (Breakdown by Category)

Cleaning	\$21.49	1.59%
Paper/Other Consumables	\$708.89	52.32%
Building Repairs/Mtnce	\$284.10	20.97%
Grounds Repairs/Mtnce	\$185.10	13.66%
Tools	\$22.61	1.67%
Uniform	\$0.00	0.00%
Misc M/S	\$132.73	9.80%

Total **\$1,354.92** **100.00%**

Special Vendor Services (Breakdown by Category)

Trash:	\$1,886.27	Septic:	\$535.00
HVAC:	\$0.00	Portable Toilet:	\$0.00
Electrical:	\$0.00	Fire Extinguisher:	\$0.00
Plumbing:	\$1,350.00	Landscape:	\$0.00
Well:	\$1,040.00	Misc:	\$1,843.00

Total: \$6,654.27

Miscellaneous Costs (Breakdown by Category)

Communication:	\$0.00	Storage:	\$438.75	Other Miscellaneous	\$0.00
Water Testing:	\$41.10	Phone/Pager:	\$591.97	Total:	\$1,071.82

Other Costs Included In Project ID

The cost breakdowns in the categories below are NOT included in the overall totals above with the exception of the projects checked as being "extra work". Extra work projects are included in the overall totals.

Projects Summary

County	Sites	Project Description:	Extra Work	Preliminary \$	Final \$
Washburn	W-10 Minong	Re-roof, install skylights, turbine, T-111 ceiling @ RR / reroof well shelter	<input checked="" type="checkbox"/>	\$1,900.00	\$1,900.00
Washburn	W-4 Springbrook	Re-Roof, install sky lights, install large turbine, T-111 ceiling	<input checked="" type="checkbox"/>	\$900.00	\$900.00
Washburn	W-4 Springbrook	Installation of salvaged Door & frame	<input checked="" type="checkbox"/>	\$1,043.00	\$943.00
Washburn	W-10 Minong	Chlorinate Well	<input checked="" type="checkbox"/>	\$400.00	\$490.00

Site Statistics - by County then by Site

Washburn W-7 Shell Lake

Site No: **Hwy No:** **Side of Road:** **Mile Post:** **Maintained by:**

W-65-7 63 W 116+.83 RFW

Location: 2.8 mi N of South Co. Line

Size Acres: 0.7 **Site Type:** Seasonal Site

Car Parking: 18	Flag Pole:	Scenic Overlook:
Truck Parking:	Info Board: SB	Historical Marker:
Standard Table: 2	Lighting:	Boat Landing:
Phy Hdcp Tables:	Water Supply: W	Welcome Sign:
Fire Grills: 2	Elect Fountain:	
Waste Recp: 1	Wastewater: V	
Recycle Bins: 6	Exhaust Fans:	
Telephone:	Lawcon: Y	



Special Remarks:

Site History

Site Added to RAM Program: 1989

Site Notes:

Site Schedule

Site Schedule: May 1 - November 30

Work Schedule: April 1 through April 30 will be extra work to prepare sites for opening. General custodial duties performed at the waysides on Monday, Wednesday, Friday and as necessary on holidays and special events.

Inspection Summary by FY

Inspections Completed:	6
Rest Rooms - Men:	100.00%
Rest Rooms - Women:	98.33%
Well Shelter:	93.33%
Grounds:	94.87%
Overall Site:	96.63%

Traffic/Water Summary by CY

Annual Average Daily Traffic:

	<u>CY 2002</u>	<u>CY 2003</u>	<u>CY 2004</u>
Avg AADT:	114		

Site Statistics - by County then by Site

Washburn H-8 Spooner

Site No: H-65-8 **Hwy No:** 70 **Side of Road:** N **Mile Post:** 61+.10 **Maintained by:** RFW

Location: 0.5 mi E of Spooner

Size Acres: **Site Type:** Seasonal Site

Car Parking: 20	Flag Pole:	Scenic Overlook:
Truck Parking:	Info Board:	Historical Marker: 1
Standard Table: 1	Lighting:	Boat Landing:
Phy Hdcp Tables:	Water Supply:	Welcome Sign:
Fire Grills:	Elect Fountain:	
Waste Recp:	Wastewater:	
Recycle Bins:	Exhaust Fans:	
Telephone:	Lawcon:	



Special Remarks: "Yellow River" marker.

Site History

Site Added to RAM Program: 1989

Site Notes:

Site Schedule

Site Schedule: May 1 - October 31

Work Schedule: April 1 through April 30 will be extra work to prepare sites for opening. General custodial duties performed at the historical markers once per week and as necessary.

Inspection Summary by FY

Inspections Completed:	1
Rest Rooms - Men:	100.00%
Rest Rooms - Women:	100.00%
Well Shelter:	100.00%
Grounds:	100.00%
Overall Site:	100.00%

Traffic/Water Summary by CY

Annual Average Daily Traffic:

	<u>CY 2002</u>	<u>CY 2003</u>	<u>CY 2004</u>
Avg AADT:			

Site Statistics - by County then by Site

Washburn H-9 Trego

Site No: H-65-9 **Hwy No:** 63 **Side of Road:** N **Mile Post:** **Maintained by:** RFW

Location: at Trego

Size Acres: **Site Type:** Seasonal Site

Car Parking:	Flag Pole:	Scenic Overlook:
Truck Parking:	Info Board:	Historical Marker: 1
Standard Table: 1	Lighting:	Boat Landing:
Phy Hdcp Tables:	Water Supply:	Welcome Sign:
Fire Grills: 1	Elect Fountain:	
Waste Recp:	Wastewater:	
Recycle Bins:	Exhaust Fans:	
Telephone:	Lawcon:	



Special Remarks: "Namekagon River" marker.

Site History

Site Added to RAM Program: 1989

Site Notes:

Site Schedule

Site Schedule: May 1 - October 31

Work Schedule: April 1 through April 30 will be extra work to prepare sites for opening. General custodial duties performed at the historical markers once per week and as necessary.

Inspection Summary by FY

Inspections Completed:	1
Rest Rooms - Men:	100.00%
Rest Rooms - Women:	100.00%
Well Shelter:	100.00%
Grounds:	100.00%
Overall Site:	100.00%

Traffic/Water Summary by CY

Site Statistics - by County then by Site

Washburn W-10 Minong

Site No: **Hwy No:** **Side of Road:** **Mile Post:** **Maintained by:**

W-65-1 53 E 256+.60 RFW

Location: 3.5 mi S of STH 77 at Minong

Size Acres: 5.0 **Site Type:** Seasonal Site

Car Parking: 12	Flag Pole:	Scenic Overlook:
Truck Parking: 7	Info Board: SB	Historical Marker:
Standard Table: 4	Lighting:	Boat Landing:
Phy Hdcp Tables: 1	Water Supply: W	Welcome Sign:
Fire Grills: 2	Elect Fountain:	
Waste Recp: 2	Wastewater: V	
Recycle Bins: 6	Exhaust Fans:	
Telephone:	Lawcon:	



Special Remarks:

Site History

Site Added to RAM Program: 1989

Site Notes:

Site Schedule

Site Schedule: May 1 - November 30

Work Schedule: April 1 through April 30 will be extra work to prepare sites for opening. General custodial duties performed at the waysides on Monday, Wednesday, Friday and as necessary on holidays and special events.

Inspection Summary by FY

Inspections Completed:	7
Rest Rooms - Men:	91.43%
Rest Rooms - Women:	94.29%
Well Shelter:	91.43%
Grounds:	95.60%
Overall Site:	93.19%

Traffic/Water Summary by CY

Annual Average Daily Traffic:

	<u>CY 2002</u>	<u>CY 2003</u>	<u>CY 2004</u>
Avg AADT:	231		

Site Statistics - by County then by Site

Washburn W-4 Springbrook

Site No: **Hwy No:** **Side of Road:** **Mile Post:** **Maintained by:**

W-65-4 63 E 144+.02 RFW

Location: 2.2 mi N of CTH "M"

Size Acres: 0.8 **Site Type:** Seasonal Site

Car Parking: 11	Flag Pole:	Scenic Overlook:
Truck Parking: 2	Info Board: SB	Historical Marker:
Standard Table: 4	Lighting:	Boat Landing:
Phy Hdcp Tables: 1	Water Supply: W	Welcome Sign:
Fire Grills: 3	Elect Fountain:	
Waste Recp: 2	Wastewater: V	
Recycle Bins: 6	Exhaust Fans:	
Telephone:	Lawcon:	



Special Remarks: Extra shelter.

Site History

Site Added to RAM Program: 1989

Site Notes:

Site Schedule

Site Schedule: May 1 - November 30

Work Schedule: April 1 through April 30 will be extra work to prepare sites for opening. General custodial duties performed at the waysides on Monday, Wednesday, Friday and as necessary on holidays and special events.

Inspection Summary by FY

Inspections Completed:	6
Rest Rooms - Men:	90.00%
Rest Rooms - Women:	98.33%
Well Shelter:	100.00%
Grounds:	97.44%
Overall Site:	96.44%

Traffic/Water Summary by CY

Annual Average Daily Traffic:

	<u>CY 2002</u>	<u>CY 2003</u>	<u>CY 2004</u>
Avg AADT:	199		

Wisconsin's Rest Area Maintenance Program

Cost Summary by CRP then by Site

FY 2004
prepared by RFW, Inc.

Vernon

W-2, W-6, W-10, H-3, H-4, H-7,
H-8, H-9, P-12, P-13, P-14, P-R,
P-S, S-1, S-11, S-L, S-M, S-N, S-
P, S-Q

Vernon Area Rehabilitation Center

1133 Nelson Parkway; Viroqua, WI 54665-1954
Phone: (608) 637-3934 Fax: (608) 637-7016

Project ID Summary: 0062-02-48

CCLM

\$32,975.98

Facility Repair/Emergency Costs by Outside Vendor

Utility Costs

\$1,215.42

CCLM Overall Actual vs Budget Summary

YTD Actual \$32,975.98 YTD Budget: \$33,072.74 Difference: (\$96.76) Percent: 99.71%

	Actual Cost	% of Total Cost		Actual Cost	% of Total Cost
Salaries	\$14,573.02	44.19%	Contractor Service Costs	\$3,200.00	9.70%
Benefits	\$3,060.33	9.28%	Site Liability Insurance	\$132.00	0.40%
Materials and Supplies	\$934.86	2.83%	Special Vendor Services	\$2,704.16	8.20%
Equipment Costs	\$1,611.85	4.89%	Miscellaneous Costs	\$1,566.69	4.75%
Vehicle Costs	\$5,193.07	15.75%			

CCLM Breakdown by Category

The cost breakdowns in the categories below are included in the overall totals above.

Materials and Supplies (Breakdown by Category)

Cleaning	\$77.37	8.28%
Paper/Other Consumables	\$0.00	0.00%
Building Repairs/Mtnce	\$15.38	1.65%
Grounds Repairs/Mtnce	\$227.74	24.36%
Tools	\$69.68	7.45%
Uniform	\$105.60	11.30%
Misc M/S	\$439.09	46.97%

Total \$934.86 100.00%

Special Vendor Services (Breakdown by Category)

Trash:	\$385.00	Septic:	\$575.00
HVAC:	\$0.00	Portable Toilet:	\$0.00
Electrical:	\$0.00	Fire Extinguisher:	\$0.00
Plumbing:	\$0.00	Landscape:	\$0.00
Well:	\$0.00	Misc:	\$1,744.16

Total: \$2,704.16

Miscellaneous Costs (Breakdown by Category)

Communication:	\$0.00	Storage:	\$0.00	Other Miscellaneous	\$1,202.70
Water Testing:	\$0.00	Phone/Pager:	\$363.99	Total:	\$1,566.69

Other Costs Included In Project ID

The cost breakdowns in the categories below are NOT included in the overall totals above with the exception of the projects checked as being "extra work". Extra work projects are included in the overall totals.

Projects Summary

County	Sites	Project Description:	Extra Work	Preliminary \$	Final \$
Vernon	S-11 DeSoto	"Chief Win-No-Shik" Historical Marker refurbishment and shipping	<input checked="" type="checkbox"/>	\$1,202.70	\$0.00
Vernon	W-10 Genoa	Roof RR bldg (w/ skylight, elect fan)	<input checked="" type="checkbox"/>	\$1,744.00	\$1,744.16

Utilities (Breakdown by Category)

Site	Telephone	Gas	Electric	Trash	Water/Sewer	Total
Vernon W-2			\$398.65			\$398.65
Vernon W-6			\$613.25			\$613.25
Vernon W-10			\$203.52			\$203.52

Site Statistics - by County then by Site

Vernon S-1

Site No: S-62-1 **Hwy No:** 35 **Side of Road:** E **Mile Post:** 99+.29 **Maintained by:** RFW

Location: 2.0 mi S of Stoddard

Size Acres: 4.9 **Site Type:** Scenic Overlook

Car Parking: 20	Flag Pole:	Scenic Overlook: 1
Truck Parking:	Info Board:	Historical Marker:
Standard Table: 1	Lighting:	Boat Landing:
Phy Hdcp Tables:	Water Supply:	Welcome Sign:
Fire Grills: 1	Elect Fountain:	
Waste Recp:	Wastewater:	
Recycle Bins:	Exhaust Fans:	
Telephone:	Lawcon:	



Special Remarks:

Site History

Site Added to RAM Program: 2004

Site Notes:

Inspection Summary by FY

Inspections Completed:	1
Rest Rooms - Men:	100.00%
Rest Rooms - Women:	100.00%
Well Shelter:	100.00%
Grounds:	100.00%
Overall Site:	100.00%

Site Schedule

Site Schedule: May 1 - November 30

Work Schedule: General custodial duties and mowing shall be performed at Historical Markers, Parking Turnouts, and Scenic Overlooks once every two weeks. Open Season May 1 to November 30. Site opening preparation will begin April 1 through April 30. Mowing activities shall end October 31.

Traffic/Water Summary by CY

Annual Average Daily Traffic:

	<u>CY 2002</u>	<u>CY 2003</u>	<u>CY 2004</u>
Avg AADT:			

Site Statistics - by County then by Site

Vernon W-2 Black Bottom

Site No: **Hwy No:** **Side of Road:** **Mile Post:** **Maintained by:**

W-62-2 14 E 75+.90 RFW

Location: 3 mi W of Readstown at CTH "JJ"

Size Acres: 0.9 **Site Type:** Seasonal Site

Car Parking: 18	Flag Pole:	Scenic Overlook:
Truck Parking: 4	Info Board: LB	Historical Marker:
Standard Table: 3	Lighting: Y	Boat Landing:
Phy Hdcp Tables:	Water Supply: W	Welcome Sign:
Fire Grills: 2	Elect Fountain:	
Waste Recp: 2	Wastewater: V	
Recycle Bins: 4	Exhaust Fans: Y	
Telephone:	Lawcon:	



Special Remarks:

Site History

Site Added to RAM Program: 2003

Site Notes:

Site Schedule

Site Schedule: May 1 - October 31

Work Schedule: Open Season: May 1 through November 30. Site opening preparation will begin April 1 through April 30. General custodial duties performed at waysides Monday, Wednesday and Friday. Holidays or expected high usage weekends shall require additional spot cleaning/checks.

Inspection Summary by FY

Inspections Completed:	5
Rest Rooms - Men:	82.00%
Rest Rooms - Women:	100.00%
Well Shelter:	100.00%
Grounds:	95.38%
Overall Site:	94.35%

Traffic/Water Summary by CY

Annual Average Daily Traffic:

	<u>CY 2002</u>	<u>CY 2003</u>	<u>CY 2004</u>
Avg AADT:			

Site Statistics - by County then by Site

Vernon H-3

Site No: H-62-3 **Hwy No:** 14 **Side of Road:** N **Mile Post:** 36+.38 **Maintained by:** RFW

Location: 0.5 mi W of Coon Valley

Size Acres: 1.0 **Site Type:** Seasonal Site

Car Parking:	Flag Pole:	Scenic Overlook:
Truck Parking:	Info Board:	Historical Marker: 1
Standard Table: 1	Lighting:	Boat Landing:
Phy Hdcp Tables:	Water Supply:	Welcome Sign:
Fire Grills:	Elect Fountain:	
Waste Recp:	Wastewater:	
Recycle Bins:	Exhaust Fans:	
Telephone:	Lawcon:	



Special Remarks: "Nation's First Watershed Project" marker.

Site History

Site Added to RAM Program: 2004

Site Notes:

Site Schedule

Site Schedule: May 1 - November 30

Work Schedule: General custodial duties and mowing shall be performed at Historical Markers, Parking Turnouts, and Scenic Overlooks once every two weeks. Open Season May 1 to November 30. Site opening preparation will begin April 1 through April 30. Mowing activities shall end October 31.

Inspection Summary by FY

Inspections Completed:	1
Rest Rooms - Men:	100.00%
Rest Rooms - Women:	100.00%
Well Shelter:	100.00%
Grounds:	100.00%
Overall Site:	100.00%

Traffic/Water Summary by CY

Annual Average Daily Traffic:

	<u>CY 2002</u>	<u>CY 2003</u>	<u>CY 2004</u>
Avg AADT:			

Site Statistics - by County then by Site

Vernon H-4

Site No: H-62-4 **Hwy No:** 35 **Side of Road:** E **Mile Post:** 80+.92 **Maintained by:** RFW

Location: 2.5 mi N of STH 82

Size Acres: 0.7 **Site Type:** Seasonal Site

Car Parking:	Flag Pole:	Scenic Overlook:
Truck Parking:	Info Board:	Historical Marker: 1
Standard Table: 1	Lighting:	Boat Landing:
Phy Hdcp Tables:	Water Supply:	Welcome Sign:
Fire Grills:	Elect Fountain:	
Waste Recp:	Wastewater:	
Recycle Bins:	Exhaust Fans:	
Telephone:	Lawcon:	



Special Remarks: "Battle of Bad Axe" marker and Black Hawk trail marker #8.

Site History

Site Added to RAM Program: 2004

Site Notes:

Site Schedule

Site Schedule: May 1 - November 30

Work Schedule: General custodial duties and mowing shall be performed at Historical Markers, Parking Turnouts, and Scenic Overlooks once every two weeks. Open Season May 1 to November 30. Site opening preparation will begin April 1 through April 30. Mowing activities shall end October 31.

Inspection Summary by FY

Inspections Completed:	1
Rest Rooms - Men:	100.00%
Rest Rooms - Women:	100.00%
Well Shelter:	100.00%
Grounds:	92.31%
Overall Site:	98.08%

Traffic/Water Summary by CY

Annual Average Daily Traffic:

	<u>CY 2002</u>	<u>CY 2003</u>	<u>CY 2004</u>
Avg AADT:			

Site Statistics - by County then by Site

Vernon W-6 Viroqua

Site No: **Hwy No:** **Side of Road:** **Mile Post:** **Maintained by:**

W-62-6 14 W 61+.15 RFW

Location: 3 mi N of Viroqua

Size Acres: 5.0 **Site Type:** Seasonal Site

Car Parking: 10	Flag Pole:	Scenic Overlook:
Truck Parking:	Info Board: LB	Historical Marker:
Standard Table: 4	Lighting:	Boat Landing:
Phy Hdcp Tables: 1	Water Supply: W	Welcome Sign:
Fire Grills: 5	Elect Fountain: Y	
Waste Recp: 2	Wastewater: V	
Recycle Bins: 4	Exhaust Fans: Y	
Telephone:	Lawcon:	



Special Remarks:

Site History

Site Added to RAM Program: 2003

Site Notes:

Site Schedule

Site Schedule: May 1 - October 31

Work Schedule: Open Season: May 1 through October 31. Site opening preparation will begin April 1 through April 30. General custodial duties performed at waysides Monday, Wednesday and Friday. Holidays or expected high usage weekends shall require additional spot cleaning/checks.

Inspection Summary by FY

Inspections Completed:	5
Rest Rooms - Men:	96.00%
Rest Rooms - Women:	96.00%
Well Shelter:	96.00%
Grounds:	95.38%
Overall Site:	95.85%

Traffic/Water Summary by CY

Annual Average Daily Traffic:

	<u>CY 2002</u>	<u>CY 2003</u>	<u>CY 2004</u>
Avg AADT:			

Site Statistics - by County then by Site

Vernon H-7

Site No: H-62-7 **Hwy No:** 35 **Side of Road:** E **Mile Post:** 91+.51 **Maintained by:** RFW

Location: 0.3 mi S of STH 56 at Genoa

Size Acres: 1.3 **Site Type:** Seasonal Site

Car Parking:	Flag Pole:	Scenic Overlook:
Truck Parking:	Info Board:	Historical Marker: 1
Standard Table:	Lighting:	Boat Landing:
Phy Hdcp Tables:	Water Supply:	Welcome Sign:
Fire Grills:	Elect Fountain:	
Waste Recp:	Wastewater:	
Recycle Bins:	Exhaust Fans:	
Telephone:	Lawcon:	



Special Remarks: "Dams on the Mississippi" marker.

Site History

Site Added to RAM Program: 2004

Site Notes:

Site Schedule

Site Schedule: May 1 - November 30

Work Schedule: General custodial duties and mowing shall be performed at Historical Markers, Parking Turnouts, and Scenic Overlooks once every two weeks. Open Season May 1 to November 30. Site opening preparation will begin April 1 through April 30. Mowing activities shall end October 31.

Inspection Summary by FY

Inspections Completed:	1
Rest Rooms - Men:	100.00%
Rest Rooms - Women:	100.00%
Well Shelter:	100.00%
Grounds:	100.00%
Overall Site:	100.00%

Traffic/Water Summary by CY

Annual Average Daily Traffic:

	<u>CY 2002</u>	<u>CY 2003</u>	<u>CY 2004</u>
Avg AADT:			

Site Statistics - by County then by Site

Vernon H-8

Site No: H-62-8 **Hwy No:** 33 **Side of Road:** S **Mile Post:** 95A+.57 **Maintained by:** RFW

Location: 0.1 mi W of Hillsboro

Size Acres: 0.7 **Site Type:** Seasonal Site

Car Parking:	Flag Pole:	Scenic Overlook:
Truck Parking:	Info Board:	Historical Marker: 1
Standard Table: 1	Lighting:	Boat Landing:
Phy Hdcp Tables:	Water Supply:	Welcome Sign:
Fire Grills:	Elect Fountain:	
Waste Recp:	Wastewater:	
Recycle Bins:	Exhaust Fans:	
Telephone:	Lawcon:	



Special Remarks: "Admiral Marc A. Mitscher, U.S. Navy" marker.

Site History

Site Added to RAM Program: 2004

Site Notes:

Site Schedule

Site Schedule: May 1 - November 30

Work Schedule: General custodial duties and mowing shall be performed at Historical Markers, Parking Turnouts, and Scenic Overlooks once every two weeks. Open Season May 1 to November 30. Site opening preparation will begin April 1 through April 30. Mowing activities shall end October 31.

Inspection Summary by FY

Inspections Completed:	1
Rest Rooms - Men:	100.00%
Rest Rooms - Women:	100.00%
Well Shelter:	100.00%
Grounds:	100.00%
Overall Site:	100.00%

Traffic/Water Summary by CY

Annual Average Daily Traffic:

	<u>CY 2002</u>	<u>CY 2003</u>	<u>CY 2004</u>
Avg AADT:			

Site Statistics - by County then by Site

Vernon H-9

Site No: **Hwy No:** **Side of Road:** **Mile Post:** **Maintained by:**

H-62-9 14&61 E 64+.05 RFW

Location: 0.5 mi N of Viroqua at CTH "BB"

Size Acres: 1.0 **Site Type:** Seasonal Site

Car Parking:	Flag Pole:	Scenic Overlook:
Truck Parking:	Info Board:	Historical Marker: 1
Standard Table: 1	Lighting:	Boat Landing:
Phy Hdcp Tables:	Water Supply:	Welcome Sign:
Fire Grills:	Elect Fountain:	
Waste Recp: 2	Wastewater:	
Recycle Bins:	Exhaust Fans:	
Telephone:	Lawcon:	



Special Remarks: "Governor Rusk" marker.

Site History

Site Added to RAM Program: 2004

Site Notes:

Site Schedule

Site Schedule: May 1 - November 30

Work Schedule: General custodial duties and mowing shall be performed at Historical Markers, Parking Turnouts, and Scenic Overlooks once every two weeks. Open Season May 1 to November 30. Site opening preparation will begin April 1 through April 30. Mowing activities shall end October 31.

Inspection Summary by FY

Inspections Completed:	1
Rest Rooms - Men:	100.00%
Rest Rooms - Women:	100.00%
Well Shelter:	100.00%
Grounds:	92.31%
Overall Site:	98.08%

Traffic/Water Summary by CY

Annual Average Daily Traffic:

	<u>CY 2002</u>	<u>CY 2003</u>	<u>CY 2004</u>
Avg AADT:			

Site Statistics - by County then by Site

Vernon W-10 Genoa Scenic Overlook

Site No: W-62-1 **Hwy No:** 35 **Side of Road:** E **Mile Post:** **Maintained by:** RFW

Location: 2.0 mi N of Genoa

Size Acres: 30.0 **Site Type:** Seasonal Site

Car Parking:	20	Flag Pole:		Scenic Overlook:	1
Truck Parking:		Info Board:	LB	Historical Marker:	
Standard Table:	5	Lighting:		Boat Landing:	
Phy Hdcp Tables:		Water Supply:	W	Welcome Sign:	
Fire Grills:	5	Elect Fountain:	Y		
Waste Recp:	5	Wastewater:	V		
Recycle Bins:	4	Exhaust Fans:	Y		
Telephone:		Lawcon:	Y		



Special Remarks: Overlooks bluff.

Site History

Site Added to RAM Program: 2003

Site Notes:

Site Schedule

Site Schedule: May 1 - October 31

Work Schedule: Open Season: May 1 through October 31. Site opening preparation will begin April 1 through April 30. General custodial duties performed at waysides Monday, Wednesday and Friday. Holidays or expected high usage weekends shall require additional spot cleaning/checks.

Inspection Summary by FY

Inspections Completed:	5
Rest Rooms - Men:	96.00%
Rest Rooms - Women:	100.00%
Well Shelter:	92.00%
Grounds:	95.38%
Overall Site:	95.85%

Traffic/Water Summary by CY

Annual Average Daily Traffic:

	<u>CY 2002</u>	<u>CY 2003</u>	<u>CY 2004</u>
Avg AADT:			

Site Statistics - by County then by Site

Vernon SO-11

Site No: S-62-11 **Hwy No:** 35 **Side of Road:** W **Mile Post:** **Maintained by:** RFW

Location: 0.5 mi N of STH 82 at De Soto

Size Acres: 0.3 **Site Type:** Scenic Overlook

Car Parking:	Flag Pole:	Scenic Overlook: 1
Truck Parking:	Info Board:	Historical Marker: 1
Standard Table:	Lighting:	Boat Landing:
Phy Hdcp Tables:	Water Supply:	Welcome Sign:
Fire Grills:	Elect Fountain:	
Waste Recp:	Wastewater:	
Recycle Bins:	Exhaust Fans:	
Telephone:	Lawcon:	



Special Remarks: "Chief Win-No-Shik, The Elder Black Hawk" trail marker #9.

Site History

Site Added to RAM Program: 2004

Site Notes:

Site Schedule

Site Schedule: May 1 - November 30

Work Schedule: General custodial duties and mowing shall be performed at Historical Markers, Parking Turnouts, and Scenic Overlooks once every two weeks. Open Season May 1 to November 30. Site opening preparation will begin April 1 through April 30. Mowing activities shall end October 31.

Inspection Summary by FY

Inspections Completed:	1
Rest Rooms - Men:	100.00%
Rest Rooms - Women:	100.00%
Well Shelter:	100.00%
Grounds:	100.00%
Overall Site:	100.00%

Traffic/Water Summary by CY

Annual Average Daily Traffic:

	<u>CY 2002</u>	<u>CY 2003</u>	<u>CY 2004</u>
Avg AADT:			

Site Statistics - by County then by Site

Vernon P-12

Site No: P-62-12 **Hwy No:** 82 **Side of Road:** N **Mile Post:** **Maintained by:** RFW

Location: 2.15 mi W of CTH "N" at West Prairie

Size Acres: 0.5 **Site Type:** Parking Turnout

Car Parking:	Flag Pole:	Scenic Overlook:
Truck Parking:	Info Board:	Historical Marker: 1
Standard Table:	Lighting:	Boat Landing:
Phy Hdcp Tables:	Water Supply:	Welcome Sign:
Fire Grills:	Elect Fountain:	
Waste Recp:	Wastewater:	
Recycle Bins:	Exhaust Fans:	
Telephone:	Lawcon:	



Special Remarks: Black Hawk trail marker #2+3.

Site History

Site Added to RAM Program: 2004

Site Notes:

Site Schedule

Site Schedule: May 1 - November 30

Work Schedule: General custodial duties and mowing shall be performed at Historical Markers, Parking Turnouts, and Scenic Overlooks once every two weeks. Open Season May 1 to November 30. Site opening preparation will begin April 1 through April 30. Mowing activities shall end October 31.

Inspection Summary by FY

Inspections Completed:	1
Rest Rooms - Men:	100.00%
Rest Rooms - Women:	100.00%
Well Shelter:	100.00%
Grounds:	100.00%
Overall Site:	100.00%

Traffic/Water Summary by CY

Site Statistics - by County then by Site

Vernon P-13

Site No: **Hwy No:** **Side of Road:** **Mile Post:** **Maintained by:**
P-62-13 82 N RFW

Location: at jct. Of STH 82 and Anderson Ridge Rd 1 mi. W

Size Acres: 0.5 **Site Type:** Parking Turnout

Car Parking:	Flag Pole:	Scenic Overlook:
Truck Parking:	Info Board:	Historical Marker: 1
Standard Table:	Lighting:	Boat Landing:
Phy Hdcp Tables:	Water Supply:	Welcome Sign:
Fire Grills:	Elect Fountain:	
Waste Recp:	Wastewater:	
Recycle Bins:	Exhaust Fans:	
Telephone:	Lawcon:	



Special Remarks: Black Hawk trail marker #4.

Site History

Site Added to RAM Program: 2004

Site Notes:

Site Schedule

Site Schedule: May 1 - November 30

Work Schedule: General custodial duties and mowing shall be performed at Historical Markers, Parking Turnouts, and Scenic Overlooks once every two weeks. Open Season May 1 to November 30. Site opening preparation will begin April 1 through April 30. Mowing activities shall end October 31.

Inspection Summary by FY

Inspections Completed:	1
Rest Rooms - Men:	100.00%
Rest Rooms - Women:	100.00%
Well Shelter:	100.00%
Grounds:	100.00%
Overall Site:	100.00%

Traffic/Water Summary by CY

Site Statistics - by County then by Site

Vernon P-14

Site No: **Hwy No:** **Side of Road:** **Mile Post:** **Maintained by:**
P-62-14 35 E RFW

Location: 1/2 mi S of Bad Axe River Bridge, 6 mi N of DeSot

Size Acres: 0.5 **Site Type:** Parking Turnout

Car Parking:	Flag Pole:	Scenic Overlook:
Truck Parking:	Info Board:	Historical Marker: 1
Standard Table:	Lighting:	Boat Landing:
Phy Hdcp Tables:	Water Supply:	Welcome Sign:
Fire Grills:	Elect Fountain:	
Waste Recp:	Wastewater:	
Recycle Bins:	Exhaust Fans:	
Telephone:	Lawcon:	



Special Remarks: Black Hawk trail marker #7. Marker vandalized.

Site History

Site Added to RAM Program: 2004

Site Notes:

Site Schedule

Site Schedule: May 1 - November 30

Work Schedule: General custodial duties and mowing shall be performed at Historical Markers, Parking Turnouts, and Scenic Overlooks once every two weeks. Open Season May 1 to November 30. Site opening preparation will begin April 1 through April 30. Mowing activities shall end October 31.

Inspection Summary by FY

Inspections Completed:	1
Rest Rooms - Men:	100.00%
Rest Rooms - Women:	100.00%
Well Shelter:	100.00%
Grounds:	100.00%
Overall Site:	100.00%

Traffic/Water Summary by CY

Site Statistics - by County then by Site

Vernon S-L

Site No: S-62-L **Hwy No:** 35 **Side of Road:** W **Mile Post:** 107+.14 **Maintained by:** RFW

Location: 1.1 mi S of North Co. Line

Size Acres: 0.5 **Site Type:** Scenic Overlook

Car Parking:	Flag Pole:	Scenic Overlook: 1
Truck Parking:	Info Board:	Historical Marker:
Standard Table:	Lighting:	Boat Landing:
Phy Hdcp Tables:	Water Supply:	Welcome Sign:
Fire Grills:	Elect Fountain:	
Waste Recp:	Wastewater:	
Recycle Bins:	Exhaust Fans:	
Telephone:	Lawcon:	



Special Remarks:

Site History

Site Added to RAM Program: 2004

Site Notes:

Site Schedule

Site Schedule: May 1 - November 30

Work Schedule: General custodial duties and mowing shall be performed at Historical Markers, Parking Turnouts, and Scenic Overlooks once every two weeks. Open Season May 1 to November 30. Site opening preparation will begin April 1 through April 30. Mowing activities shall end October 31.

Inspection Summary by FY

Inspections Completed:	1
Rest Rooms - Men:	100.00%
Rest Rooms - Women:	100.00%
Well Shelter:	100.00%
Grounds:	100.00%
Overall Site:	100.00%

Traffic/Water Summary by CY

Site Statistics - by County then by Site

Vernon S-M

Site No: **Hwy No:** **Side of Road:** **Mile Post:** **Maintained by:**
S-62-M 35 W 106+.43 RFW

Location: 1.8 mi S of North Co. Line

Size Acres: 0.5 **Site Type:** Scenic Overlook

Car Parking:	Flag Pole:	Scenic Overlook: 1
Truck Parking:	Info Board:	Historical Marker:
Standard Table:	Lighting:	Boat Landing:
Phy Hdcp Tables:	Water Supply:	Welcome Sign:
Fire Grills:	Elect Fountain:	
Waste Recp:	Wastewater:	
Recycle Bins:	Exhaust Fans:	
Telephone:	Lawcon:	



Special Remarks:

Site History

Site Added to RAM Program: 2004

Site Notes:

Site Schedule

Site Schedule: May 1 - November 30

Work Schedule: General custodial duties and mowing shall be performed at Historical Markers, Parking Turnouts, and Scenic Overlooks once every two weeks. Open Season May 1 to November 30. Site opening preparation will begin April 1 through April 30. Mowing activities shall end October 31.

Inspection Summary by FY

Inspections Completed:	1
Rest Rooms - Men:	100.00%
Rest Rooms - Women:	100.00%
Well Shelter:	100.00%
Grounds:	100.00%
Overall Site:	100.00%

Traffic/Water Summary by CY

Site Statistics - by County then by Site

Vernon S-N

Site No: S-62-N **Hwy No:** 35 **Side of Road:** W **Mile Post:** 106+.13 **Maintained by:** RFW

Location: 2.1 mi S of North Co. Line

Size Acres: 0.5 **Site Type:** Scenic Overlook

Car Parking:	Flag Pole:	Scenic Overlook: 1
Truck Parking:	Info Board:	Historical Marker:
Standard Table:	Lighting:	Boat Landing:
Phy Hdcp Tables:	Water Supply:	Welcome Sign:
Fire Grills:	Elect Fountain:	
Waste Recp:	Wastewater:	
Recycle Bins:	Exhaust Fans:	
Telephone:	Lawcon:	



Special Remarks:

Site History

Site Added to RAM Program: 2004

Site Notes:

Site Schedule

Site Schedule: May 1 - November 30

Work Schedule: General custodial duties and mowing shall be performed at Historical Markers, Parking Turnouts, and Scenic Overlooks once every two weeks. Open Season May 1 to November 30. Site opening preparation will begin April 1 through April 30. Mowing activities shall end October 31.

Inspection Summary by FY

Inspections Completed:	1
Rest Rooms - Men:	100.00%
Rest Rooms - Women:	100.00%
Well Shelter:	100.00%
Grounds:	100.00%
Overall Site:	100.00%

Traffic/Water Summary by CY

Site Statistics - by County then by Site

Vernon S-P

Site No: **Hwy No:** **Side of Road:** **Mile Post:** **Maintained by:**
S-62-P 35 W 104+.47 RFW

Location: 2.8 mi S of North Co. Line

Size Acres: 0.5 **Site Type:** Scenic Overlook

Car Parking:	Flag Pole:	Scenic Overlook: 1
Truck Parking:	Info Board:	Historical Marker:
Standard Table:	Lighting:	Boat Landing:
Phy Hdcp Tables:	Water Supply:	Welcome Sign:
Fire Grills:	Elect Fountain:	
Waste Recp:	Wastewater:	
Recycle Bins:	Exhaust Fans:	
Telephone:	Lawcon:	



Special Remarks:

Site History

Site Added to RAM Program: 2004

Site Notes:

Site Schedule

Site Schedule: May 1 - November 30

Work Schedule: General custodial duties and mowing shall be performed at Historical Markers, Parking Turnouts, and Scenic Overlooks once every two weeks. Open Season May 1 to November 30. Site opening preparation will begin April 1 through April 30. Mowing activities shall end October 31.

Inspection Summary by FY

Inspections Completed:	1
Rest Rooms - Men:	100.00%
Rest Rooms - Women:	100.00%
Well Shelter:	100.00%
Grounds:	100.00%
Overall Site:	100.00%

Traffic/Water Summary by CY

Site Statistics - by County then by Site

Vernon S-Q

Site No: S-62-Q **Hwy No:** 35 **Side of Road:** W **Mile Post:** 103+.45 **Maintained by:** RFW

Location: 1.0 mi N of Stoddard

Size Acres: 0.5 **Site Type:** Scenic Overlook

Car Parking:	Flag Pole:	Scenic Overlook: 1
Truck Parking:	Info Board:	Historical Marker:
Standard Table:	Lighting:	Boat Landing:
Phy Hdcp Tables:	Water Supply:	Welcome Sign:
Fire Grills:	Elect Fountain:	
Waste Recp:	Wastewater:	
Recycle Bins:	Exhaust Fans:	
Telephone:	Lawcon:	



Special Remarks:

Site History

Site Added to RAM Program: 2004

Site Notes:

Site Schedule

Site Schedule: May 1 - November 30

Work Schedule: General custodial duties and mowing shall be performed at Historical Markers, Parking Turnouts, and Scenic Overlooks once every two weeks. Open Season May 1 to November 30. Site opening preparation will begin April 1 through April 30. Mowing activities shall end October 31.

Inspection Summary by FY

Inspections Completed:	1
Rest Rooms - Men:	100.00%
Rest Rooms - Women:	100.00%
Well Shelter:	100.00%
Grounds:	100.00%
Overall Site:	100.00%

Traffic/Water Summary by CY

Site Statistics - by County then by Site

Vernon P-R

Site No: **Hwy No:** **Side of Road:** **Mile Post:** **Maintained by:**

P-62-R 35 E 80+.08 RFW

Location: 1.6 mi N of South Co. Line

Size Acres: 0.5 **Site Type:** Parking Turnout

Car Parking:	Flag Pole:	Scenic Overlook:
Truck Parking:	Info Board:	Historical Marker:
Standard Table:	Lighting:	Boat Landing:
Phy Hdcp Tables:	Water Supply:	Welcome Sign:
Fire Grills:	Elect Fountain:	
Waste Recp:	Wastewater:	
Recycle Bins:	Exhaust Fans:	
Telephone:	Lawcon:	

Special Remarks:

Site History

Site Added to RAM Program: 2004

Site Notes:

Site Schedule

Site Schedule: May 1 - November 30

Work Schedule: General custodial duties and mowing shall be performed at Historical Markers, Parking Turnouts, and Scenic Overlooks once every two weeks. Open Season May 1 to November 30. Site opening preparation will begin April 1 through April 30. Mowing activities shall end October 31.

Inspection Summary by FY

Inspections Completed:	1
Rest Rooms - Men:	100.00%
Rest Rooms - Women:	100.00%
Well Shelter:	100.00%
Grounds:	100.00%
Overall Site:	100.00%

Traffic/Water Summary by CY

Site Statistics - by County then by Site

Vernon P-S

Site No: **Hwy No:** **Side of Road:** **Mile Post:** **Maintained by:**

P-62-S 35 W 87+1.06 RFW

Location: 3.0 mi S of STH 56

Size Acres: 0.5 **Site Type:** Parking Turnout

Car Parking:	Flag Pole:	Scenic Overlook:
Truck Parking:	Info Board:	Historical Marker:
Standard Table:	Lighting:	Boat Landing:
Phy Hdcp Tables:	Water Supply:	Welcome Sign:
Fire Grills:	Elect Fountain:	
Waste Recp:	Wastewater:	
Recycle Bins:	Exhaust Fans:	
Telephone:	Lawcon:	

Special Remarks:

Site History

Site Added to RAM Program: 2004

Site Notes:

Site Schedule

Site Schedule: May 1 - November 30

Work Schedule: General custodial duties and mowing shall be performed at Historical Markers, Parking Turnouts, and Scenic Overlooks once every two weeks. Open Season May 1 to November 30. Site opening preparation will begin April 1 through April 30. Mowing activities shall end October 31.

Inspection Summary by FY

Inspections Completed:	1
Rest Rooms - Men:	100.00%
Rest Rooms - Women:	100.00%
Well Shelter:	100.00%
Grounds:	100.00%
Overall Site:	100.00%

Traffic/Water Summary by CY

Wisconsin's Rest Area Maintenance Program
Cost Summary by CRP then by Site

FY 2004
 prepared by RFW, Inc.

Rock

RA 17

Vocational Industries, Inc.

530 East Centralia Street; Elkhorn, WI 53121-2002
 Phone: (262) 723-4043 Fax: (262) 723-4984

Project ID Summary: 0053-02-47

CCLM	Facility Repair/Emergency Costs by Outside Vendor	Utility Costs
\$229,463.23	\$303.90	\$19,381.52

CCLM Overall Actual vs Budget Summary

YTD Actual \$229,463.23 YTD Budget: \$239,484.86 Difference: (\$10,021.63) Percent: 95.82%

	<u>Actual Cost</u>	<u>% of Total Cost</u>		<u>Actual Cost</u>	<u>% of Total Cost</u>
Salaries	\$124,326.68	54.18%	Contractor Service Costs	\$22,716.00	9.90%
Benefits	\$31,834.09	13.87%	Site Liability Insurance	\$1,845.60	0.80%
Materials and Supplies	\$20,427.28	8.90%	Special Vendor Services	\$8,441.22	3.68%
Equipment Costs	\$841.46	0.37%	Miscellaneous Costs	\$937.45	0.41%
Vehicle Costs	\$18,093.45	7.89%			

CCLM Breakdown by Category

The cost breakdowns in the categories below are included in the overall totals above.

Materials and Supplies (Breakdown by Category)

Cleaning	\$3,271.85	16.02%
Paper/Other Consumables	\$13,216.80	64.70%
Building Repairs/Mtnce	\$2,065.07	10.11%
Grounds Repairs/Mtnce	\$816.22	4.00%
Tools	\$65.32	0.32%
Uniform	\$992.02	4.86%
Misc M/S	\$0.00	0.00%

Total **\$20,427.28** **100.00%**

Special Vendor Services (Breakdown by Category)

Trash:	\$4,500.00	Septic:	\$546.88
HVAC:	\$242.00	Portable Toilet:	\$0.00
Electrical:	\$712.25	Fire Extinguisher:	\$0.00
Plumbing:	\$1,160.67	Landscape:	\$528.00
Well:	\$0.00	Misc:	\$751.42

Total: \$8,441.22

Miscellaneous Costs (Breakdown by Category)

Communication:	\$0.00	Storage:	\$0.00	Other Miscellaneous	\$114.12
Water Testing:	\$76.74	Phone/Pager:	\$746.59	Total:	\$937.45

Other Costs Included In Project ID

The cost breakdowns in the categories below are NOT included in the overall totals above with the exception of the projects checked as being "extra work". Extra work projects are included in the overall totals.

Projects Summary

County	Sites	Project Description:	Extra Work	Preliminary \$	Final \$
Rock	RA 17	Removal of comminutor unit	<input type="checkbox"/>	\$303.90	\$303.90

Utilities (Breakdown by Category)

Site	Telephone	Gas	Electric	Trash	Water/Sewer	Total
Rock RA 17	\$1,629.10	\$3,891.65	\$13,860.77			\$19,381.52

Site Statistics - by County then by Site

Rock RA 17

Site No: Hwy No: Side of Road: Mile Post: Maintained by:

R-53-17 I90 W 168+.1 RFW

Location: 1.4 mi S of CTH "M" (EB)

Size Acres: 60.0 **Site Type:** Rest Area

Car Parking:	83	Flag Pole:	1	Scenic Overlook:	
Truck Parking:	44	Info Board:	SH	Historical Marker:	1
Standard Table:	19	Lighting:	Y	Boat Landing:	
Phy Hdcp Tables:	6	Water Supply:	W2	Welcome Sign:	
Fire Grills:		Elect Fountain:			
Waste Recp:	18	Wastewater:	M		
Recycle Bins:	28	Exhaust Fans:			
Telephone:	Y	Lawcon:			



Special Remarks: "Rock River Industry" marker, utility building.

Site History

Site Added to RAM Program: 1990

Site Notes: Building and enlarged site opened in 1995. Original rest area opened in 1962.

Site Schedule

Site Schedule: -

Work Schedule: 7 days per Extended hours on holidays and deer hunting (gun) season as necessary.

SCHEDULE #1 - April 1 to October 31 Seven days per week - 7:30 a.m. to 2:30 p.m. and 3:30 p.m. to 10:30 p.m. SCHEDULE #2 - November 1 to March 31. Seven days per week - 7:30 a.m. to 2:30 p.m. and 3:30 p.m. to 9:30 p.m.

Inspection Summary by FY

Inspections Completed 7

Exterior, Entrances and Lobby:	95%
Rest Rooms - Men:	88%
Rest Rooms - Women:	99%
Storage and Mechanical Areas	100%
Grounds:	91%

Overall Site: **94.63%**

Traffic/Water Summary by CY

Annual Average Daily Traffic:

	<u>CY 2002</u>	<u>CY 2003</u>	<u>CY 2004</u>
Avg AADT:	1,469	1,457	1,462

Year-to-Date Average Water (in Gallons):

	<u>CY 2002</u>	<u>CY 2003</u>	<u>CY 2004</u>
YTD Avg:	166,250	159,225	162,069

Comment Card Summary - by FY

Total Cards Received: 197

Service Averages: (Rated on a 5 point scale with 1 being the best)

Parking Lot	1.37	Rest Rooms	1.51	Grounds	1.5	Overall: 1.47
Lobby	1.41	Picnic Facilities	1.55	Sidewalks	1.4	

Total times Accessories used/percent:

Rest Rooms	119	60.41%	Phone	15	7.61%
Tourism Mat'ls	50	25.38%	Vending	40	20.30%
Picnic Area	22	11.17%	Pet Walk	15	7.61%
Weather	28	14.21%			

Wisconsin's Rest Area Maintenance Program
Cost Summary by CRP then by Site

FY 2004
 prepared by RFW, Inc.

Rock

RA 22

Vocational Industries, Inc.

530 East Centralia Street; Elkhorn, WI 53121-2002
 Phone: (262) 723-4043 Fax: (262) 723-4984

Project ID Summary: 0053-02-46

CCLM	Facility Repair/Emergency Costs by Outside Vendor	Utility Costs
\$267,211.18	\$7,388.70	\$9,196.36

CCLM Overall Actual vs Budget Summary

YTD Actual \$267,211.18 YTD Budget: \$270,495.28 Difference: (\$3,284.10) Percent: 98.79%

	<u>Actual Cost</u>	<u>% of Total Cost</u>		<u>Actual Cost</u>	<u>% of Total Cost</u>
Salaries	\$145,088.77	54.30%	Contractor Service Costs	\$25,716.00	9.62%
Benefits	\$42,277.62	15.82%	Site Liability Insurance	\$2,091.72	0.78%
Materials and Supplies	\$22,575.27	8.45%	Special Vendor Services	\$16,577.73	6.20%
Equipment Costs	\$945.50	0.35%	Miscellaneous Costs	\$461.57	0.17%
Vehicle Costs	\$11,477.00	4.30%			

CCLM Breakdown by Category

The cost breakdowns in the categories below are included in the overall totals above.

Materials and Supplies (Breakdown by Category)

Cleaning	\$3,169.86	14.04%
Paper/Other Consumables	\$16,473.01	72.97%
Building Repairs/Mtnce	\$1,885.36	8.35%
Grounds Repairs/Mtnce	\$698.14	3.09%
Tools	\$68.29	0.30%
Uniform	\$280.61	1.24%
Misc M/S	\$0.00	0.00%

Total **\$22,575.27** **100.00%**

Special Vendor Services (Breakdown by Category)

Trash:	\$4,500.00	Septic:	\$1,380.62
HVAC:	\$5,614.15	Portable Toilet:	\$0.00
Electrical:	\$582.38	Fire Extinguisher:	\$1,442.30
Plumbing:	\$1,116.72	Landscape:	\$1,238.56
Well:	\$0.00	Misc:	\$703.00

Total: \$16,577.73

Miscellaneous Costs (Breakdown by Category)

Communication:	\$0.00	Storage:	\$0.00	Other Miscellaneous	\$91.95
Water Testing:	\$131.18	Phone/Pager:	\$238.44	Total:	\$461.57

Other Costs Included In Project ID

The cost breakdowns in the categories below are NOT included in the overall totals above with the exception of the projects checked as being "extra work". Extra work projects are included in the overall totals.

Projects Summary

County	Sites	Project Description:	Extra Work	Preliminary \$	Final \$
Rock	RA 22 & 17	Installation of beacon lights for comminutors	<input type="checkbox"/>	\$394.70	\$394.70
Rock	RA 22	Furnace repairs and Glass Replacement due to vandalism	<input checked="" type="checkbox"/>	\$2,707.24	\$2,707.24
Rock	RA 22	Septic Grinder removal & disassemble for replacement by others	<input checked="" type="checkbox"/>	\$833.75	\$833.75
Rock	RA 22	Remove and Install Grinder	<input type="checkbox"/>	\$7,000.00	\$6,994.00
Rock	RA 22	Repair of Cooling System	<input checked="" type="checkbox"/>	\$652.93	\$652.93

Utilities (Breakdown by Category)

Site	Telephone	Gas	Electric	Trash	Water/Sewer	Total
Rock RA 22, M	\$712.86	\$8,226.92	\$256.58			\$9,196.36

Site Statistics - by County then by Site

Rock RA 22, M

Site No: I-53-22 **Hwy No:** I90 **Side of Road:** E **Mile Post:** 187 **Maintained by:** RFW

Location: 1 mi N of State Line (WB)

Size Acres: 38.5 **Site Type:** Tourist Information Center

Car Parking: 71	Flag Pole: 2	Scenic Overlook:
Truck Parking: 30	Info Board: SH	Historical Marker: 2
Standard Table: 17	Lighting: Y	Boat Landing:
Phy Hdcp Tables: 5	Water Supply: W2	Welcome Sign: 1
Fire Grills:	Elect Fountain:	
Waste Recp: 27	Wastewater: M	
Recycle Bins: 30	Exhaust Fans:	
Telephone: Y	Lawcon:	



Special Remarks: "Blackhawk War" and "Medal of Honor" markers, utility building, vending machines.

Site History

Site Added to RAM Program: 1997

Site Notes: Replaced RA 18 which opened on 1967.

Site Schedule

Site Schedule: -

Work Schedule: 7 days per week: 7:30 a.m. to 11:00 p.m.

Inspection Summary by FY

Inspections Completed 8

Exterior, Entrances and Lobby:	99%
Rest Rooms - Men:	94%
Rest Rooms - Women:	97%
Storage and Mechanical Areas	100%
Grounds:	91%
Overall Site:	96.06%

Traffic/Water Summary by CY

Annual Average Daily Traffic:

	<u>CY 2002</u>	<u>CY 2003</u>	<u>CY 2004</u>
Avg AADT:	1,850	1,842	1,771

Year-to-Date Average Water (in Gallons):

	<u>CY 2002</u>	<u>CY 2003</u>	<u>CY 2004</u>
YTD Avg:	216,933	229,183	210,055

Comment Card Summary - by FY

Total Cards Received: 103

Service Averages: (Rated on a 5 point scale with 1 being the best)

Parking Lot	1.37	Rest Rooms	1.58	Grounds	1.3	Overall: 1.53
Lobby	1.36	Picnic Facilities	1.47	Sidewalks	1.3	

Total times Accessories used/percent:

Rest Rooms	65	63.11%	Phone	10	9.71%
Tourism Mat'ls	37	35.92%	Vending	15	14.56%
Picnic Area	8	7.77%	Pet Walk	4	3.88%
Weather	14	13.59%			

Wisconsin's Rest Area Maintenance Program
Cost Summary by CRP then by Site

FY 2004
 prepared by RFW, Inc.

Walworth

RA 24

Vocational Industries, Inc.

530 East Centralia Street; Elkhorn, WI 53121-2002
 Phone: (262) 723-4043 Fax: (262) 723-4984

Project ID Summary: 0064-02-46

CCLM	Facility Repair/Emergency Costs by Outside Vendor	Utility Costs
\$103,104.67	\$1,240.34	\$7,815.17

CCLM Overall Actual vs Budget Summary

YTD Actual \$103,104.67	YTD Budget: \$100,787.83	Difference: \$2,316.84	Percent: 102.30%
--------------------------------	---------------------------------	-------------------------------	-------------------------

	<u>Actual Cost</u>	<u>% of Total Cost</u>		<u>Actual Cost</u>	<u>% of Total Cost</u>
Salaries	\$59,164.81	57.38%	Contractor Service Costs	\$11,386.00	11.04%
Benefits	\$22,243.34	21.57%	Site Liability Insurance	\$799.81	0.78%
Materials and Supplies	\$4,297.28	4.17%	Special Vendor Services	\$1,520.42	1.47%
Equipment Costs	\$945.43	0.92%	Miscellaneous Costs	\$22.75	0.02%
Vehicle Costs	\$2,724.83	2.64%			

CCLM Breakdown by Category

The cost breakdowns in the categories below are included in the overall totals above.

Materials and Supplies (Breakdown by Category)

Cleaning	\$883.51	20.56%
Paper/Other Consumables	\$2,190.72	50.98%
Building Repairs/Mtnce	\$579.55	13.49%
Grounds Repairs/Mtnce	\$509.58	11.86%
Tools	\$17.45	0.41%
Uniform	\$116.47	2.71%
Misc M/S	\$0.00	0.00%

Total \$4,297.28 100.00%

Special Vendor Services (Breakdown by Category)

Trash:	\$0.00	Septic:	\$0.00
HVAC:	\$1,126.49	Portable Toilet:	\$0.00
Electrical:	\$0.00	Fire Extinguisher:	\$0.00
Plumbing:	\$78.93	Landscape:	\$0.00
Well:	\$315.00	Misc:	\$0.00

Total: \$1,520.42

Miscellaneous Costs (Breakdown by Category)

Communication:	\$0.00	Storage:	\$0.00	Other Miscellaneous	\$0.00
Water Testing:	\$22.75	Phone/Pager:	\$0.00	Total:	\$22.75

Other Costs Included In Project ID

The cost breakdowns in the categories below are NOT included in the overall totals above with the exception of the projects checked as being "extra work". Extra work projects are included in the overall totals.

Projects Summary

County	Sites	Project Description:	Extra Work	Preliminary \$	Final \$
Walworth	RA 24	Remove 3 dead trees	<input type="checkbox"/>	\$1,150.00	\$1,240.34

Utilities (Breakdown by Category)

Site	Telephone	Gas	Electric	Trash	Water/Sewer	Total
Walworth RA 24	\$321.31	\$2,846.54	\$4,647.32			\$7,815.17

Site Statistics - by County then by Site

Walworth RA 24

Site No: **Hwy No:** **Side of Road:** **Mile Post:** **Maintained by:**

I-64-24 12 E 454+.29 RFW

Location: 1.0 mi N of State Line (WB)

Size Acres: 20.0 **Site Type:** Tourist Information Center

Car Parking:	47	Flag Pole:	2	Scenic Overlook:
Truck Parking:	17	Info Board:	LB	Historical Marker:
Standard Table:	12	Lighting:	Y	Boat Landing:
Phy Hdcp Tables:	1	Water Supply:	W	Welcome Sign:
Fire Grills:		Elect Fountain:		
Waste Recp:	10	Wastewater:	M	
Recycle Bins:	21	Exhaust Fans:		
Telephone:	Y	Lawcon:		



Special Remarks: Vending machines.

Site History

Site Added to RAM Program: 1989

Site Notes: Rest area opened in 1968.

Site Schedule

Site Schedule: -

Work Schedule: Monday through Friday: 5:00 a.m. to 6:30 a.m.; 9:15 a.m. to 2:45 p.m.; 7:00 p.m. to 8:30 p.m., Saturday and Sunday: 5:00 a.m. to 6:30 a.m.; 11:30 a.m. to 1:00 p.m.; 7:00 p.m. to 9:00 p.m.

Inspection Summary by FY

Inspections Completed 11

Exterior, Entrances and Lobby:	95%
Rest Rooms - Men:	98%
Rest Rooms - Women:	97%
Storage and Mechanical Areas	100%
Grounds:	98%

Overall Site: **97.74%**

Traffic/Water Summary by CY

Annual Average Daily Traffic:

	<u>CY 2002</u>	<u>CY 2003</u>	<u>CY 2004</u>
Avg AADT:	176	166	213

Year-to-Date Average Water (in Gallons):

	<u>CY 2002</u>	<u>CY 2003</u>	<u>CY 2004</u>
YTD Avg:	16,150	15,158	18,749

Comment Card Summary - by FY

Total Cards Received: 18

Service Averages: (Rated on a 5 point scale with 1 being the best)

Parking Lot	1.24	Rest Rooms	1.22	Grounds	1.3	Overall: 1.22
Lobby	1.19	Picnic Facilities	1.43	Sidewalks	1.3	

Total times Accessories used/percent:

Rest Rooms	9	50.00%	Phone	0	0.00%
Tourism Mat'ls	4	22.22%	Vending	1	5.56%
Picnic Area	0	0.00%	Pet Walk	0	0.00%
Weather	0	0.00%			

Wisconsin's Rest Area Maintenance Program
Cost Summary by CRP then by Site

FY 2004
 prepared by RFW, Inc.

Walworth

RA 35 & 36

Vocational Industries, Inc.

530 East Centralia Street; Elkhorn, WI 53121-2002
 Phone: (262) 723-4043 Fax: (262) 723-4984

Project ID Summary: 0064-02-47

CCLM	Facility Repair/Emergency Costs by Outside Vendor	Utility Costs
\$133,303.77		\$9,955.32

CCLM Overall Actual vs Budget Summary

YTD Actual \$133,303.77 **YTD Budget:** \$136,395.21 **Difference:** (\$3,091.44) **Percent:** 97.73%

	<u>Actual Cost</u>	<u>% of Total Cost</u>		<u>Actual Cost</u>	<u>% of Total Cost</u>
Salaries	\$69,935.31	52.46%	Contractor Service Costs	\$14,810.00	11.11%
Benefits	\$17,147.29	12.86%	Site Liability Insurance	\$1,230.36	0.92%
Materials and Supplies	\$10,318.75	7.74%	Special Vendor Services	\$7,258.92	5.45%
Equipment Costs	\$3,041.79	2.28%	Miscellaneous Costs	\$16.41	0.01%
Vehicle Costs	\$9,544.94	7.16%			

CCLM Breakdown by Category

The cost breakdowns in the categories below are included in the overall totals above.

Materials and Supplies (Breakdown by Category)

Cleaning	\$2,343.42	22.71%
Paper/Other Consumables	\$5,475.30	53.06%
Building Repairs/Mtnce	\$993.07	9.62%
Grounds Repairs/Mtnce	\$1,050.38	10.18%
Tools	\$42.26	0.41%
Uniform	\$414.32	4.02%
Misc M/S	\$0.00	0.00%

Total **\$10,318.75** **100.00%**

Special Vendor Services (Breakdown by Category)

Trash:	\$0.00	Septic:	\$0.00
HVAC:	\$750.01	Portable Toilet:	\$0.00
Electrical:	\$0.00	Fire Extinguisher:	\$0.00
Plumbing:	\$5,468.91	Landscape:	\$0.00
Well:	\$535.00	Misc:	\$505.00

Total: \$7,258.92

Miscellaneous Costs (Breakdown by Category)

Communication:	\$0.00	Storage:	\$0.00	Other Miscellaneous	\$0.00
Water Testing:	\$16.41	Phone/Pager:	\$0.00	Total:	\$16.41

Other Costs Included In Project ID

The cost breakdowns in the categories below are NOT included in the overall totals above with the exception of the projects checked as being "extra work". Extra work projects are included in the overall totals.

Projects Summary

County	Sites	Project Description:	Extra Work	Preliminary \$	Final \$
Walworth	RA 36	Well Chlorination	<input checked="" type="checkbox"/>	\$400.00	\$367.50
Walworth	RA 35	Urinal Replacement	<input checked="" type="checkbox"/>	\$1,300.00	\$1,035.00
Walworth	RA 36	Replace seal in cemented-in toilet	<input checked="" type="checkbox"/>	\$400.00	\$107.00
Walworth	RA 36	Furnace repairs and Electrical repair to well power line	<input checked="" type="checkbox"/>	\$762.51	\$762.51
Walworth	RA 35	Urinal Replacement - emergency	<input checked="" type="checkbox"/>	\$1,250.00	\$1,365.00
Walworth	RA 35 & 36	Install water heater	<input checked="" type="checkbox"/>	\$1,400.00	\$1,400.00

Utilities (Breakdown by Category)

Site	Telephone	Gas	Electric	Trash	Water/Sewer	Total
Walworth RA 35	\$652.95		\$4,561.95			\$5,214.90
Walworth RA 36			\$4,740.42			\$4,740.42

Site Statistics - by County then by Site

Walworth RA 35

Site No: **Hwy No:** **Side of Road:** **Mile Post:** **Maintained by:**

R-64-35 43 E 32 RFW

Location: 3.5 mi NE of USH 12 (NB)

Size Acres: 50.0 **Site Type:** Rest Area

Car Parking:	47	Flag Pole:	1	Scenic Overlook:
Truck Parking:	15	Info Board:	WM	Historical Marker:
Standard Table:	4	Lighting:	Y	Boat Landing:
Phy Hdcp Tables:	1	Water Supply:	W	Welcome Sign:
Fire Grills:		Elect Fountain:		
Waste Recp:	18	Wastewater:	S	
Recycle Bins:	21	Exhaust Fans:		
Telephone:	Y	Lawcon:		



Special Remarks: Vending machines.

Site History

Site Added to RAM Program: 1989

Site Notes: Lobby enclosed 1987. Rest area opened in 1974.

Site Schedule

Site Schedule: -

Work Schedule: Monday through Friday: 7:45 a.m. to 3:00 p.m., Thursday through Monday: 5:00 p.m. to 8:00 p.m., Saturday and Sunday: 8:00 a.m. to 11:00 a.m.; 1:30 p.m. to 2:15 p.m.; 5:00 p.m. to 8:00 p.m. Additional hours may be scheduled during local events.

Inspection Summary by FY

Inspections Completed 15

Exterior, Entrances and Lobby:	87%
Rest Rooms - Men:	97%
Rest Rooms - Women:	94%
Storage and Mechanical Areas	99%
Grounds:	95%

Overall Site: **94.51%**

Traffic/Water Summary by CY

Annual Average Daily Traffic:

	<u>CY 2002</u>	<u>CY 2003</u>	<u>CY 2004</u>
Avg AADT:	399	426	436

Year-to-Date Average Water (in Gallons):

	<u>CY 2002</u>	<u>CY 2003</u>	<u>CY 2004</u>
YTD Avg:	40,033	60,950	73,855

Comment Card Summary - by FY

Total Cards Received: 27

Service Averages: (Rated on a 5 point scale with 1 being the best)

Parking Lot	1.28	Rest Rooms	2	Grounds	1.4	Overall: 1.74
Lobby	1.43	Picnic Facilities	1.35	Sidewalks	1.3	

Total times Accessories used/percent:

Rest Rooms	17	62.96%	Phone	2	7.41%
Tourism Mat'ls	7	25.93%	Vending	3	11.11%
Picnic Area	2	7.41%	Pet Walk	0	0.00%
Weather	2	7.41%			

Site Statistics - by County then by Site

Walworth RA 36

Site No: R-64-36 **Hwy No:** 43 **Side of Road:** W **Mile Post:** 32 **Maintained by:** RFW

Location: 3.2 mi SW of STH 120 (SB)

Size Acres: 45.0 **Site Type:** Rest Area

Car Parking: 47	Flag Pole: 1	Scenic Overlook:
Truck Parking: 14	Info Board: WM	Historical Marker:
Standard Table: 2	Lighting: Y	Boat Landing:
Phy Hdcp Tables: 1	Water Supply: W	Welcome Sign:
Fire Grills:	Elect Fountain:	
Waste Recp: 13	Wastewater: S	
Recycle Bins: 17	Exhaust Fans:	
Telephone: Y	Lawcon:	



Special Remarks: Vending machines.

Site History

Site Added to RAM Program: 1989

Site Notes: Lobby enclosed 1987. Rest area opened in 1974.

Site Schedule

Site Schedule: -

Work Schedule: Monday through Friday: 7:45 a.m. to 3:00 p.m., Thursday through Monday: 5:00 p.m. to 8:00 p.m., Saturday and Sunday: 8:00 a.m. to 11:00 a.m.; 1:30 p.m. to 2:15 p.m.; 5:00 p.m. to 8:00 p.m. Additional hours may be scheduled during local events.

Inspection Summary by FY

Inspections Completed 13

Exterior, Entrances and Lobby:	91%
Rest Rooms - Men:	96%
Rest Rooms - Women:	99%
Storage and Mechanical Areas	100%
Grounds:	95%
Overall Site:	96.23%

Traffic/Water Summary by CY

Annual Average Daily Traffic:

	<u>CY 2002</u>	<u>CY 2003</u>	<u>CY 2004</u>
Avg AADT:	442	422	409

Year-to-Date Average Water (in Gallons):

	<u>CY 2002</u>	<u>CY 2003</u>	<u>CY 2004</u>
YTD Avg:	43,117	40,200	37,109

Comment Card Summary - by FY

Total Cards Received: 25

Service Averages: (Rated on a 5 point scale with 1 being the best)

Parking Lot	1.30	Rest Rooms	1.58	Grounds	1.5	Overall: 1.58
Lobby	1.5	Picnic Facilities	1.57	Sidewalks	1.5	

Total times Accessories used/percent:

Rest Rooms	18	72.00%	Phone	1	4.00%
Tourism Mat'ls	4	16.00%	Vending	6	24.00%
Picnic Area	3	12.00%	Pet Walk	0	0.00%
Weather	4	16.00%			

Wisconsin's Rest Area Maintenance Program
Cost Summary by CRP then by Site

FY 2004
 prepared by RFW, Inc.

Walworth

M-A, M-B, P&R (1 lot)

Vocational Industries, Inc.

530 East Centralia Street; Elkhorn, WI 53121-2002
 Phone: (262) 723-4043 Fax: (262) 723-4984

Project ID Summary: 0064-02-48

CCLM

Facility Repair/Emergency Costs by Outside Vendor

Utility Costs

\$16,344.36

CCLM Overall Actual vs Budget Summary

YTD Actual \$16,344.36 YTD Budget: \$21,676.01 Difference: (\$5,331.65) Percent: 75.40%

	<u>Actual Cost</u>	<u>% of Total Cost</u>		<u>Actual Cost</u>	<u>% of Total Cost</u>
Salaries	\$8,856.28	54.19%	Contractor Service Costs	\$2,700.00	16.52%
Benefits	\$3,057.38	18.71%	Site Liability Insurance	\$184.56	1.13%
Materials and Supplies	\$475.03	2.91%	Special Vendor Services	\$0.00	0.00%
Equipment Costs	\$455.65	2.79%	Miscellaneous Costs	\$0.00	0.00%
Vehicle Costs	\$615.46	3.77%			

CCLM Breakdown by Category

The cost breakdowns in the categories below are included in the overall totals above.

Materials and Supplies (Breakdown by Category)

Cleaning	\$0.00	0.00%
Paper/Other Consumables	\$0.00	0.00%
Building Repairs/Mtnce	\$0.00	0.00%
Grounds Repairs/Mtnce	\$475.03	100.00%
Tools	\$0.00	0.00%
Uniform	\$0.00	0.00%
Misc M/S	\$0.00	0.00%

Total \$475.03 100.00%

Special Vendor Services (Breakdown by Category)

Trash:	\$0.00	Septic:	\$0.00
HVAC:	\$0.00	Portable Toilet:	\$0.00
Electrical:	\$0.00	Fire Extinguisher:	\$0.00
Plumbing:	\$0.00	Landscape:	\$0.00
Well:	\$0.00	Misc:	\$0.00

Total: \$0.00

Miscellaneous Costs (Breakdown by Category)

Communication:	\$0.00	Storage:	\$0.00	Other Miscellaneous	\$0.00
Water Testing:	\$0.00	Phone/Pager:	\$0.00	Total:	\$0.00

Other Costs Included In Project ID

The cost breakdowns in the categories below are NOT included in the overall totals above with the exception of the projects checked as being "extra work". Extra work projects are included in the overall totals.

Site Statistics - by County then by Site

Walworth T-2 Whitewater

Site No: T-64-2 **Hwy No:** 12 **Side of Road:** SW **Mile Post:** 412+.79 **Maintained by:** RFW

Location: 3 mi S of Whitewater

Size Acres: 0.7 **Site Type:** Seasonal Site

Car Parking: 15	Flag Pole:	Scenic Overlook:
Truck Parking:	Info Board:	Historical Marker:
Standard Table: 3	Lighting:	Boat Landing:
Phy Hdcp Tables:	Water Supply:	Welcome Sign:
Fire Grills: 2	Elect Fountain:	
Waste Recp:	Wastewater:	
Recycle Bins:	Exhaust Fans:	
Telephone:	Lawcon: Y	



Special Remarks: No truck parking. Closed.

Site History

Site Added to RAM Program: 1989

Site Notes:

Site Schedule

Site Schedule: April 1 - October 31

Work Schedule: April 1 to October 31. April will be extra work to prepare sites for opening. General custodial duties performed once per week or as needed.

Inspection Summary by FY

Traffic/Water Summary by CY

Annual Average Daily Traffic:

	<u>CY 2002</u>	<u>CY 2003</u>	<u>CY 2004</u>
Avg AADT:			

Site Statistics - by County then by Site

Walworth PR-15

Site No: PR-64-1 **Hwy No:** 12 **Side of Road:** **Mile Post:** **Maintained by:** RFW

Location: Hwy 12 (Genoa City)

Size Acres: **Site Type:** Park & Ride

Car Parking: 78	Flag Pole:	Scenic Overlook:
Truck Parking:	Info Board:	Historical Marker:
Standard Table:	Lighting: Y	Boat Landing:
Phy Hdcp Tables:	Water Supply:	Welcome Sign:
Fire Grills:	Elect Fountain:	
Waste Recp: 2	Wastewater:	
Recycle Bins:	Exhaust Fans:	
Telephone: Y	Lawcon:	



Special Remarks: Should asphalt island.

Site History

Site Added to RAM Program: 1999

Site Notes:

Site Schedule

Site Schedule: May 1 - October 31

Work Schedule: April will be extra work to prepare sites for opening. General Custodial Duties Performed: Once per week or as needed. SCHEDULE 2: November - March. Park & Ride lots Elkhorn, Genoa City; General custodial duties performed: Once per week or as needed.

Inspection Summary by FY

Inspections Completed 2

Grounds: 95.00%

Traffic/Water Summary by CY

Site Statistics - by County then by Site

Walworth M-A

Site No: M-64-A **Hwy No:** 12 **Side of Road:** E **Mile Post:** **Maintained by:** RFW

Location: 0.8 mi N of State Line

Size Acres: **Site Type:** Seasonal Site

Car Parking:	Flag Pole:	Scenic Overlook:
Truck Parking:	Info Board:	Historical Marker:
Standard Table:	Lighting:	Boat Landing:
Phy Hdcp Tables:	Water Supply:	Welcome Sign: 1
Fire Grills:	Elect Fountain:	
Waste Recp:	Wastewater:	
Recycle Bins:	Exhaust Fans:	
Telephone:	Lawcon:	



Special Remarks:

Site History

Site Added to RAM Program: 1989

Site Notes:

Site Schedule

Site Schedule: May 1 - October 31

Work Schedule: April will be extra work to prepare sites for opening. General Custodial Duties Performed: Once per week or as needed.

Inspection Summary by FY

Inspections Completed:	2
Rest Rooms - Men:	100.00%
Rest Rooms - Women:	100.00%
Well Shelter:	100.00%
Grounds:	96.15%
Overall Site:	99.04%

Traffic/Water Summary by CY

Site Statistics - by County then by Site

Walworth M-B

Site No: M-64-B **Hwy No:** 14 **Side of Road:** E **Mile Post:** **Maintained by:** RFW

Location: 0.3 mi N of State Line

Size Acres: **Site Type:** Seasonal Site

Car Parking:	Flag Pole:	Scenic Overlook:
Truck Parking:	Info Board:	Historical Marker:
Standard Table:	Lighting:	Boat Landing:
Phy Hdcp Tables:	Water Supply:	Welcome Sign: 1
Fire Grills:	Elect Fountain:	
Waste Recp:	Wastewater:	
Recycle Bins:	Exhaust Fans:	
Telephone:	Lawcon:	



Special Remarks:

Site History

Site Added to RAM Program: 1989

Site Notes:

Site Schedule

Site Schedule: May 1 - October 31

Work Schedule: April 1 to October 31. April will be extra work to prepare sites for opening. General custodial duties performed once per week or as needed.

Inspection Summary by FY

Inspections Completed:	3
Rest Rooms - Men:	100.00%
Rest Rooms - Women:	100.00%
Well Shelter:	100.00%
Grounds:	94.87%
Overall Site:	98.72%

Traffic/Water Summary by CY

Wisconsin's Rest Area Maintenance Program
Cost Summary by CRP then by Site

FY 2004
 prepared by RFW, Inc.

Waukesha (1); Racine (2) (1) P&R (4 lots), (2) H-7

Waukesha Training Center, Inc.
 300 South Prairie Avenue; Waukesha, WI 53186-5984
 Phone: (262) 547-6821 Fax: (262) 547-6883

Project ID Summary: 0067-02-48

CCLM	Facility Repair/Emergency Costs by Outside Vendor	Utility Costs
\$61,368.44		

CCLM Overall Actual vs Budget Summary

YTD Actual \$61,368.44 YTD Budget: \$63,277.68 Difference: (\$1,909.24) Percent: 96.98%

	<u>Actual Cost</u>	<u>% of Total Cost</u>		<u>Actual Cost</u>	<u>% of Total Cost</u>
Salaries	\$31,253.24	50.93%	Contractor Service Costs	\$7,017.36	11.43%
Benefits	\$9,001.32	14.67%	Site Liability Insurance	\$1,120.00	1.83%
Materials and Supplies	\$694.89	1.13%	Special Vendor Services	\$584.47	0.95%
Equipment Costs	\$1,194.68	1.95%	Miscellaneous Costs	\$849.67	1.38%
Vehicle Costs	\$9,652.81	15.73%			

CCLM Breakdown by Category

The cost breakdowns in the categories below are included in the overall totals above.

Materials and Supplies (Breakdown by Category)

Cleaning	\$0.00	0.00%
Paper/Other Consumables	\$415.60	59.81%
Building Repairs/Mtnce	\$4.49	0.65%
Grounds Repairs/Mtnce	\$61.95	8.92%
Tools	\$0.00	0.00%
Uniform	\$92.00	13.24%
Misc M/S	\$120.85	17.39%

Total \$694.89 100.00%

Special Vendor Services (Breakdown by Category)

Trash:	\$584.47	Septic:	\$0.00
HVAC:	\$0.00	Portable Toilet:	\$0.00
Electrical:	\$0.00	Fire Extinguisher:	\$0.00
Plumbing:	\$0.00	Landscape:	\$0.00
Well:	\$0.00	Misc:	\$0.00

Total: \$584.47

Miscellaneous Costs (Breakdown by Category)

Communication:	\$0.00	Storage:	\$0.00	Other Miscellaneous	\$0.00
Water Testing:	\$0.00	Phone/Pager:	\$849.67	Total:	\$849.67

Other Costs Included In Project ID

The cost breakdowns in the categories below are NOT included in the overall totals above with the exception of the projects checked as being "extra work". Extra work projects are included in the overall totals.

Site Statistics - by County then by Site

Racine H-7 Red Arrow

Site No: H-51-7 **Hwy No:** 32 **Side of Road:** W **Mile Post:** 31+.33 **Maintained by:** RFW

Location: 0.3 mi N of STH 31

Size Acres: 3.0 **Site Type:** Seasonal Site

Car Parking: 14	Flag Pole: 1	Scenic Overlook:
Truck Parking:	Info Board:	Historical Marker: 1
Standard Table: 2	Lighting:	Boat Landing:
Phy Hdcp Tables:	Water Supply:	Welcome Sign:
Fire Grills:	Elect Fountain:	
Waste Recp: 2	Wastewater:	
Recycle Bins: 6	Exhaust Fans:	
Telephone:	Lawcon:	



Special Remarks: "32nd Division Memorial Highway" marker.

Site History

Site Added to RAM Program: 1990

Site Notes: 4/2002--Transferred from Curative Rehabilitation Services, Milwaukee to Waukesha Training Center, Waukesha.

Site Schedule

Site Schedule: May 1 - October 31

Work Schedule: Visit site once per week for routine maintenance.

Inspection Summary by FY

Inspections Completed:	4
Rest Rooms - Men:	100.00%
Rest Rooms - Women:	100.00%
Well Shelter:	100.00%
Grounds:	96.15%
Overall Site:	99.04%

Traffic/Water Summary by CY

Annual Average Daily Traffic:

	<u>CY 2002</u>	<u>CY 2003</u>	<u>CY 2004</u>
Avg AADT:			

Site Statistics - by County then by Site

Waukesha PR-15 Big Bend

Site No: PR-67-1 **Hwy No:** I-43 **Side of Road:** S **Mile Post:** **Maintained by:** RFW

Location: I-43 & STH 164 (Big Bend)

Size Acres: **Site Type:** Park & Ride

Car Parking:	1E	Flag Pole:	Scenic Overlook:
Truck Parking:		Info Board:	Historical Marker:
Standard Table:		Lighting: Y	Boat Landing:
Phy Hdcp Tables:		Water Supply:	Welcome Sign:
Fire Grills:		Elect Fountain:	
Waste Recp:	1	Wastewater:	
Recycle Bins:		Exhaust Fans:	
Telephone:	Y	Lawcon:	



Special Remarks:

Site History

Site Added to RAM Program: 1991

Site Notes:

Site Schedule

Site Schedule: May 1 - November 30

Work Schedule: April will be extra work to prepare sites for opening. General custodial duties performed once per week or as needed.

Inspection Summary by FY

Inspections Completed **3**

Grounds: **100.00%**

Traffic/Water Summary by CY

Site Statistics - by County then by Site

Waukesha PR-40

Site No: PR-67-4 **Hwy No:** I-94 **Side of Road:** E **Mile Post:** **Maintained by:** RFW

Location: I-94 & STH 164

Size Acres: **Site Type:** Park & Ride

Car Parking: 81	Flag Pole:	Scenic Overlook:
Truck Parking:	Info Board:	Historical Marker:
Standard Table:	Lighting: Y	Boat Landing:
Phy Hdcp Tables:	Water Supply:	Welcome Sign:
Fire Grills:	Elect Fountain:	
Waste Recp: 2	Wastewater:	
Recycle Bins:	Exhaust Fans:	
Telephone: Y	Lawcon:	



Special Remarks:

Site History

Site Added to RAM Program: 1994

Site Notes:

Site Schedule

Site Schedule: May 1 - November 30

Work Schedule: April will be extra work to prepare sites for opening. General custodial duties performed once per week or as needed.

Inspection Summary by FY

Inspections Completed **5**

Grounds: **88.00%**

Traffic/Water Summary by CY

Site Statistics - by County then by Site

Waukesha PR-50 Golf Road

Site No: PR-67-5 **Hwy No:** I-94 **Side of Road:** W **Mile Post:** **Maintained by:** RFW

Location: I-94 & STH 83 at Golf Road

Size Acres: **Site Type:** Park & Ride

Car Parking:	2E	Flag Pole:	Scenic Overlook:
Truck Parking:		Info Board:	Historical Marker:
Standard Table:		Lighting: Y	Boat Landing:
Phy Hdcp Tables:		Water Supply:	Welcome Sign:
Fire Grills:		Elect Fountain:	
Waste Recp:	4	Wastewater:	
Recycle Bins:		Exhaust Fans:	
Telephone:	Y	Lawcon:	



Special Remarks:

Site History

Site Added to RAM Program: 1997

Site Notes: Transferred to County November 1997. November 1997 Golf Road park and ride removed from program. Funding remains in budget for additional cleaning of bus shelters and litter patrol during Milwaukee events such as State Fair and Summer Fest. Added back into RAM Program July 1998--Service Provider provides litter pickup and removal duties only.

Site Schedule

Site Schedule: May 1 - November 30

Work Schedule: April will be extra work to prepare sites for opening. General custodial duties performed once per week or as needed.

Inspection Summary by FY

Inspections Completed **5**

Grounds: **96.00%**

Traffic/Water Summary by CY

Site Statistics - by County then by Site

Waukesha PR-65 Hartland-Delafield

Site No: **Hwy No:** **Side of Road:** **Mile Post:** **Maintained by:**
PR-67-6 83 W RFW

Location: STH 83 2 blocks south of STH 16

Size Acres: **Site Type:** Park & Ride

Car Parking:	36	Flag Pole:	Scenic Overlook:
Truck Parking:		Info Board:	Historical Marker:
Standard Table:		Lighting:	Boat Landing:
Phy Hdcp Tables:		Water Supply:	Welcome Sign:
Fire Grills:		Elect Fountain:	
Waste Recp:	2	Wastewater:	
Recycle Bins:		Exhaust Fans:	
Telephone:	Y	Lawcon:	



Special Remarks:

Site History

Site Added to RAM Program: 1995

Site Notes:

Site Schedule

Site Schedule: May 1 - November 30

Work Schedule: April will be extra work to prepare sites for opening. General custodial duties performed once per week or as needed.

Inspection Summary by FY

Inspections Completed 5

Grounds: 94.00%

Traffic/Water Summary by CY

Wisconsin's Rest Area Maintenance Program
Cost Summary by CRP then by Site

FY 2004
 prepared by RFW, Inc.

Jefferson

W-3

Waukesha Training Center, Inc.

300 South Prairie Avenue; Waukesha, WI 53186-5984
 Phone: (262) 547-6821 Fax: (262) 547-6883

Project ID Summary: 0028-02-48

CCLM

Facility Repair/Emergency Costs by Outside Vendor

Utility Costs

\$24,795.59

CCLM Overall Actual vs Budget Summary

YTD Actual \$24,795.59 YTD Budget: \$24,740.90 Difference: \$54.69 Percent: 100.22%

	<u>Actual Cost</u>	<u>% of Total Cost</u>		<u>Actual Cost</u>	<u>% of Total Cost</u>
Salaries	\$11,165.95	45.03%	Contractor Service Costs	\$4,162.88	16.79%
Benefits	\$2,977.97	12.01%	Site Liability Insurance	\$300.88	1.21%
Materials and Supplies	\$846.97	3.42%	Special Vendor Services	\$690.68	2.79%
Equipment Costs	\$492.15	1.98%	Miscellaneous Costs	\$849.68	3.43%
Vehicle Costs	\$3,308.43	13.34%			

CCLM Breakdown by Category

The cost breakdowns in the categories below are included in the overall totals above.

Materials and Supplies (Breakdown by Category)

Cleaning	\$51.74	6.11%
Paper/Other Consumables	\$311.70	36.80%
Building Repairs/Mtnce	\$269.89	31.87%
Grounds Repairs/Mtnce	\$11.88	1.40%
Tools	\$0.00	0.00%
Uniform	\$57.00	6.73%
Misc M/S	\$144.76	17.09%

Total \$846.97 100.00%

Special Vendor Services (Breakdown by Category)

Trash:	\$486.68	Septic:	\$204.00
HVAC:	\$0.00	Portable Toilet:	\$0.00
Electrical:	\$0.00	Fire Extinguisher:	\$0.00
Plumbing:	\$0.00	Landscape:	\$0.00
Well:	\$0.00	Misc:	\$0.00

Total: \$690.68

Miscellaneous Costs (Breakdown by Category)

Communication:	\$0.00	Storage:	\$0.00	Other Miscellaneous	\$0.00
Water Testing:	\$0.00	Phone/Pager:	\$849.68	Total:	\$849.68

Other Costs Included In Project ID

The cost breakdowns in the categories below are NOT included in the overall totals above with the exception of the projects checked as being "extra work". Extra work projects are included in the overall totals.

Site Statistics - by County then by Site

Jefferson W-3 Ixonia

Site No: **Hwy No:** **Side of Road:** **Mile Post:** **Maintained by:**

W-28-3 16 N 181+.52 RFW

Location: E end of Rock River Bridge

Size Acres: 2.0 **Site Type:** Seasonal Site

Car Parking: 33	Flag Pole:	Scenic Overlook:
Truck Parking:	Info Board: LB	Historical Marker: 1
Standard Table: 8	Lighting:	Boat Landing: 1
Phy Hdcp Tables: 1	Water Supply: W	Welcome Sign:
Fire Grills: 3	Elect Fountain:	
Waste Recp: 6	Wastewater: V	
Recycle Bins: 7	Exhaust Fans:	
Telephone:	Lawcon:	



Special Remarks: "Highway Marking" marker, 1956.

Site History

Site Added to RAM Program: 1994

Site Notes:

Inspection Summary by FY

Inspections Completed:	4
Rest Rooms - Men:	97.50%
Rest Rooms - Women:	100.00%
Well Shelter:	100.00%
Grounds:	98.08%
Overall Site:	98.89%

Site Schedule

Site Schedule: May 1 - October 31

Work Schedule: Open Season May 1 through October 31. Site opening preparation will begin April 1 through April 30. General custodial duties performed Monday, Wednesday, and Friday and before and after holidays.

Traffic/Water Summary by CY

Annual Average Daily Traffic:

	<u>CY 2002</u>	<u>CY 2003</u>	<u>CY 2004</u>
Avg AADT:			

Wisconsin's Rest Area Maintenance Program
Cost Summary by CRP then by Site

FY 2004
 prepared by RFW, Inc.

Waupaca

RA 101

Waupaca County Industries, Inc.

175 West Howard Street; Manawa, WI 54949-9282
 Phone: (920) 596-2542 Fax: (920) 596-2419

Project ID Summary: 0068-02-47

CCLM	Facility Repair/Emergency Costs by Outside Vendor	Utility Costs
\$80,457.56		\$9,531.88

CCLM Overall Actual vs Budget Summary

YTD Actual \$80,457.56	YTD Budget: \$70,519.70	Difference: \$9,937.86	Percent: 114.09%
-------------------------------	--------------------------------	-------------------------------	-------------------------

	<u>Actual Cost</u>	<u>% of Total Cost</u>		<u>Actual Cost</u>	<u>% of Total Cost</u>
Salaries	\$34,563.00	42.96%	Contractor Service Costs	\$12,600.00	15.66%
Benefits	\$16,203.63	20.14%	Site Liability Insurance	\$0.00	0.00%
Materials and Supplies	\$3,566.24	4.43%	Special Vendor Services	\$3,094.72	3.85%
Equipment Costs	\$4,791.26	5.96%	Miscellaneous Costs	\$132.90	0.17%
Vehicle Costs	\$5,505.81	6.84%			

CCLM Breakdown by Category

The cost breakdowns in the categories below are included in the overall totals above.

Materials and Supplies (Breakdown by Category)

Cleaning	\$1,241.96	34.83%
Paper/Other Consumables	\$384.97	10.79%
Building Repairs/Mtnce	\$125.42	3.52%
Grounds Repairs/Mtnce	\$684.14	19.18%
Tools	\$132.25	3.71%
Uniform	\$541.60	15.19%
Misc M/S	\$455.90	12.78%

Total \$3,566.24 100.00%

Special Vendor Services (Breakdown by Category)

Trash:	\$0.00	Septic:	\$0.00
HVAC:	\$193.04	Portable Toilet:	\$0.00
Electrical:	\$1,123.19	Fire Extinguisher:	\$27.50
Plumbing:	\$912.34	Landscape:	\$0.00
Well:	\$0.00	Misc:	\$838.65

Total: \$3,094.72

Miscellaneous Costs (Breakdown by Category)

Communication:	\$0.00	Storage:	\$0.00	Other Miscellaneous	\$0.00
Water Testing:	\$0.00	Phone/Pager:	\$132.90	Total:	\$132.90

Other Costs Included In Project ID

The cost breakdowns in the categories below are NOT included in the overall totals above with the exception of the projects checked as being "extra work". Extra work projects are included in the overall totals.

Projects Summary

County	Sites	Project Description:	Extra Work	Preliminary \$	Final \$
Waupaca	RA 101	Repair flag pole with boom truck	<input checked="" type="checkbox"/>	\$288.65	\$288.65
Waupaca	RA 101	Replace water heater	<input checked="" type="checkbox"/>	\$550.00	\$550.00

Utilities (Breakdown by Category)

Site	Telephone	Gas	Electric	Trash	Water/Sewer	Total
Waupaca RA 101	\$1,614.44	\$1,568.78	\$6,348.66			\$9,531.88

Site Statistics - by County then by Site

Waupaca RA 101 Marion

Site No: **Hwy No:** **Side of Road:** **Mile Post:** **Maintained by:**

R-68-10 45 W 122+.11 RFW

Location: at East limits of Marion

Size Acres: 23.8 **Site Type:** Rest Area

Car Parking:	36	Flag Pole:	2	Scenic Overlook:
Truck Parking:	17	Info Board:	SB3	Historical Marker:
Standard Table:	4	Lighting:	Y	Boat Landing:
Phy Hdcp Tables:	8	Water Supply:	M	Welcome Sign:
Fire Grills:		Elect Fountain:		
Waste Recp:	11	Wastewater:	M	
Recycle Bins:	19	Exhaust Fans:	Y	
Telephone:	Y	Lawcon:		



Special Remarks:

Site History

Site Added to RAM Program: 1991

Site Notes: Rest area opened in 1991.

Site Schedule

Site Schedule: -

Work Schedule: General custodial duties performed 7 days per week 7:00 a.m. through 3:00 p.m. Additional hours as needed on holiday weekends and start of deer hunting season.

Inspection Summary by FY

Inspections Completed 21

Exterior, Entrances and Lobby:	100%
Rest Rooms - Men:	98%
Rest Rooms - Women:	100%
Storage and Mechanical Areas	100%
Grounds:	99%
Overall Site:	99.25%

Traffic/Water Summary by CY

Annual Average Daily Traffic:

	<u>CY 2002</u>	<u>CY 2003</u>	<u>CY 2004</u>
Avg AADT:	125	130	127

Year-to-Date Average Water (in Gallons):

	<u>CY 2002</u>	<u>CY 2003</u>	<u>CY 2004</u>
YTD Avg:	16,370	20,293	13,395

Comment Card Summary - by FY

Total Cards Received: 77

Service Averages: (Rated on a 5 point scale with 1 being the best)

Parking Lot	1.1	Rest Rooms	1.16	Grounds	1.2	Overall: 1.15
Lobby	1.15	Picnic Facilities	1.17	Sidewalks	1.1	

Total times Accessories used/percent:

Rest Rooms	50	64.94%	Phone	2	2.60%
Tourism Mat'ls	17	22.08%	Vending	0	0.00%
Picnic Area	5	6.49%	Pet Walk	13	16.88%
Weather	14	18.18%			

Wisconsin's Rest Area Maintenance Program
Cost Summary by CRP then by Site

FY 2004
 prepared by RFW, Inc.

Waupaca

W-6, W-7

Waupaca County Industries, Inc.

175 West Howard Street; Manawa, WI 54949-9282
 Phone: (920) 596-2542 Fax: (920) 596-2419

Project ID Summary: 0068-02-48

CCLM	Facility Repair/Emergency Costs by Outside Vendor	Utility Costs
\$37,283.43		\$572.60

CCLM Overall Actual vs Budget Summary

YTD Actual \$37,283.43	YTD Budget: \$38,569.81	Difference: (\$1,286.38)	Percent: 96.66%
-------------------------------	--------------------------------	---------------------------------	------------------------

	<u>Actual Cost</u>	<u>% of Total Cost</u>		<u>Actual Cost</u>	<u>% of Total Cost</u>
Salaries	\$13,887.55	37.25%	Contractor Service Costs	\$5,800.00	15.56%
Benefits	\$6,517.18	17.48%	Site Liability Insurance	\$0.00	0.00%
Materials and Supplies	\$1,240.24	3.33%	Special Vendor Services	\$948.10	2.54%
Equipment Costs	\$2,474.52	6.64%	Miscellaneous Costs	\$538.70	1.44%
Vehicle Costs	\$5,877.14	15.76%			

CCLM Breakdown by Category

The cost breakdowns in the categories below are included in the overall totals above.

Materials and Supplies (Breakdown by Category)

Cleaning	\$308.68	24.89%
Paper/Other Consumables	\$154.43	12.45%
Building Repairs/Mtnce	\$76.64	6.18%
Grounds Repairs/Mtnce	\$19.60	1.58%
Tools	\$36.87	2.97%
Uniform	\$644.02	51.93%
Misc M/S	\$0.00	0.00%

Total \$1,240.24 100.00%

Special Vendor Services (Breakdown by Category)

Trash:	\$604.56	Septic:	\$160.00
HVAC:	\$0.00	Portable Toilet:	\$0.00
Electrical:	\$0.00	Fire Extinguisher:	\$0.00
Plumbing:	\$183.54	Landscape:	\$0.00
Well:	\$0.00	Misc:	\$0.00

Total: \$948.10

Miscellaneous Costs (Breakdown by Category)

Communication:	\$0.00	Storage:	\$396.00	Other Miscellaneous	\$0.00
Water Testing:	\$27.65	Phone/Pager:	\$115.05	Total:	\$538.70

Other Costs Included In Project ID

The cost breakdowns in the categories below are NOT included in the overall totals above with the exception of the projects checked as being "extra work". Extra work projects are included in the overall totals.

Utilities (Breakdown by Category)

Site	Telephone	Gas	Electric	Trash	Water/Sewer	Total
Waupaca W-6			\$297.96			\$297.96
Waupaca W-7			\$274.64			\$274.64

Site Statistics - by County then by Site

Waupaca W-6 Sugar Bush

Site No: **Hwy No:** **Side of Road:** **Mile Post:** **Maintained by:**

W-68-6 45 E 183F+.35 RFW

Location: 3.1 mi S of jct. STH'S 22 & 76 (Bear Creek Corne

Size Acres: 1.3 **Site Type:** Seasonal Site

Car Parking:	15	Flag Pole:		Scenic Overlook:	
Truck Parking:	4	Info Board:	SB	Historical Marker:	
Standard Table:	3	Lighting:	Y	Boat Landing:	
Phy Hdcp Tables:	3	Water Supply:	W	Welcome Sign:	
Fire Grills:	5	Elect Fountain:	Y		
Waste Recp:	2	Wastewater:	V		
Recycle Bins:	6	Exhaust Fans:	Y		
Telephone:		Lawcon:			



Special Remarks:

Site History

Site Added to RAM Program: 1993

Site Notes:

Inspection Summary by FY

Inspections Completed:	5
Rest Rooms - Men:	98.00%
Rest Rooms - Women:	98.00%
Well Shelter:	96.00%
Grounds:	95.38%
Overall Site:	96.85%

Site Schedule

Site Schedule: May 1 - November 30

Work Schedule: Site opening preparation will begin April 1 through April 30. General custodial duties are performed Monday - Friday.

Traffic/Water Summary by CY

Annual Average Daily Traffic:

	<u>CY 2002</u>	<u>CY 2003</u>	<u>CY 2004</u>
Avg AADT:		184	

Site Statistics - by County then by Site

Waupaca W-7 Royalton

Site No: **Hwy No:** **Side of Road:** **Mile Post:** **Maintained by:**

W-68-7 54 N 190 + 00 RFW

Location: 1.2 mi E of Royalton

Size Acres: 2.4 **Site Type:** Seasonal Site

Car Parking: 14	Flag Pole:	Scenic Overlook:
Truck Parking:	Info Board: SB	Historical Marker:
Standard Table: 3	Lighting: Y	Boat Landing:
Phy Hdcp Tables: 1	Water Supply: W	Welcome Sign:
Fire Grills: 2	Elect Fountain:	
Waste Recp: 2	Wastewater: V	
Recycle Bins: 6	Exhaust Fans: Y	
Telephone:	Lawcon:	



Special Remarks:

Site History

Site Added to RAM Program: 1993

Site Notes:

Inspection Summary by FY

Inspections Completed:	3
Rest Rooms - Men:	93.33%
Rest Rooms - Women:	93.33%
Well Shelter:	100.00%
Grounds:	100.00%
Overall Site:	96.67%

Site Schedule

Site Schedule: May 1 - November 30

Work Schedule: Site opening preparation will begin April 1 through April 30. General custodial duties are performed Monday - Friday.

Traffic/Water Summary by CY

Annual Average Daily Traffic:

	<u>CY 2002</u>	<u>CY 2003</u>	<u>CY 2004</u>
Avg AADT:		97	

Wisconsin's Rest Area Maintenance Program
Cost Summary by CRP then by Site

FY 2004
 prepared by RFW, Inc.

Waushara

W-6

Waushara Industries, Inc.

210 E. Chicago Road; Wautoma, WI 54982-0590
 Phone: (920) 787-4696 Fax: (920) 787-4698

Project ID Summary: 0069-02-48

CCLM

Facility Repair/Emergency Costs by Outside Vendor

Utility Costs

\$22,259.11

\$338.42

CCLM Overall Actual vs Budget Summary

YTD Actual \$22,259.11 YTD Budget: \$29,264.78 Difference: (\$7,005.67) Percent: 76.06%

	<u>Actual Cost</u>	<u>% of Total Cost</u>		<u>Actual Cost</u>	<u>% of Total Cost</u>
Salaries	\$4,583.72	20.59%	Contractor Service Costs	\$4,505.00	20.24%
Benefits	\$336.52	1.51%	Site Liability Insurance	\$50.00	0.22%
Materials and Supplies	\$1,509.28	6.78%	Special Vendor Services	\$1,300.50	5.84%
Equipment Costs	\$2,347.61	10.55%	Miscellaneous Costs	\$600.00	2.70%
Vehicle Costs	\$7,026.48	31.57%			

CCLM Breakdown by Category

The cost breakdowns in the categories below are included in the overall totals above.

Materials and Supplies (Breakdown by Category)

Cleaning	\$1,274.57	84.45%
Paper/Other Consumables	\$121.65	8.06%
Building Repairs/Mtnce	\$98.90	6.55%
Grounds Repairs/Mtnce	\$0.00	0.00%
Tools	\$14.16	0.94%
Uniform	\$0.00	0.00%
Misc M/S	\$0.00	0.00%

Total \$1,509.28 100.00%

Special Vendor Services (Breakdown by Category)

Trash:	\$160.00	Septic:	\$290.00
HVAC:	\$0.00	Portable Toilet:	\$0.00
Electrical:	\$0.00	Fire Extinguisher:	\$0.00
Plumbing:	\$0.00	Landscape:	\$0.00
Well:	\$255.00	Misc:	\$595.50

Total: \$1,300.50

Miscellaneous Costs (Breakdown by Category)

Communication:	\$0.00	Storage:	\$0.00	Other Miscellaneous	\$600.00
Water Testing:	\$0.00	Phone/Pager:	\$0.00	Total:	\$600.00

Other Costs Included In Project ID

The cost breakdowns in the categories below are NOT included in the overall totals above with the exception of the projects checked as being "extra work". Extra work projects are included in the overall totals.

Utilities (Breakdown by Category)

Site	Telephone	Gas	Electric	Trash	Water/Sewer	Total
Waushara W-6			\$338.42			\$338.42

Site Statistics - by County then by Site

Waushara W-4 Wautoma

Site No: W-69-4 **Hwy No:** 22 **Side of Road:** E **Mile Post:** 65+.30 **Maintained by:** RFW

Location: 2.0 mi S of Wautoma

Size Acres: 1.2 **Site Type:** Seasonal Site

Car Parking: 15	Flag Pole:	Scenic Overlook:
Truck Parking: 3	Info Board: SB	Historical Marker:
Standard Table: 4	Lighting: Y	Boat Landing:
Phy Hdcp Tables: 2	Water Supply: W	Welcome Sign:
Fire Grills: 3	Elect Fountain:	
Waste Recp:	Wastewater: V	
Recycle Bins:	Exhaust Fans: Y	
Telephone:	Lawcon:	



Special Remarks: Transferred.

Site History

Site Added to RAM Program: 2001

Site Notes: Site to close at the end of 2003 season

Site Schedule

Site Schedule: May 1 - October 31

Work Schedule: Site opening preparation will begin April 1 through April 30. General custodial duties performed Monday, Wednesday, Friday, holidays (including the day before and after the holiday), and special events.

Inspection Summary by FY

Inspections Completed:	3
Rest Rooms - Men:	96.67%
Rest Rooms - Women:	96.67%
Well Shelter:	93.33%
Grounds:	100.00%
Overall Site:	96.67%

Traffic/Water Summary by CY

Annual Average Daily Traffic:

	<u>CY 2002</u>	<u>CY 2003</u>	<u>CY 2004</u>
Avg AADT:		184	

Site Statistics - by County then by Site

Waushara W-6 Redgranite

Site No: **Hwy No:** **Side of Road:** **Mile Post:** **Maintained by:**

W-69-6 21 N 135+47 RFW

Location: 1.6 mi W of Redgranite (Willow Creek)

Size Acres: 8.3 **Site Type:** Seasonal Site

Car Parking: 17	Flag Pole:	Scenic Overlook:
Truck Parking: 3	Info Board: SB	Historical Marker:
Standard Table: 2	Lighting: Y	Boat Landing:
Phy Hdcp Tables: 2	Water Supply: W	Welcome Sign:
Fire Grills: 4	Elect Fountain:	
Waste Recp:	Wastewater: V	
Recycle Bins: 6	Exhaust Fans: Y	
Telephone:	Lawcon: Y	



Special Remarks:

Site History

Site Added to RAM Program: 2001

Site Notes:

Inspection Summary by FY

Inspections Completed:	4
Rest Rooms - Men:	95.00%
Rest Rooms - Women:	97.50%
Well Shelter:	100.00%
Grounds:	96.15%
Overall Site:	97.16%

Site Schedule

Site Schedule: May 1 - October 31

Work Schedule: Site opening preparation will begin April 1 through April 30. General custodial duties performed Monday, Wednesday, Friday, holidays (including the day before and after the holiday), and special events.

Traffic/Water Summary by CY

Annual Average Daily Traffic:

	<u>CY 2002</u>	<u>CY 2003</u>	<u>CY 2004</u>
Avg AADT:		309	



This report was created by Rehabilitation For Wisconsin Inc. (RFW).
Please contact us with any questions or comments:

Rehabilitation For Wisconsin, Inc.
1302 Mendota Street, Suite 200; Madison, WI 53714-1024

Phone: 608-244-5310 Fax: 608-244-9097
Email: r fw@r fw.org Web: www.r fw.org