



Day  
Scholars  
Revitalization  
Society

## Individual Application:

---

### HOW TO APPLY – AWARD TOOLKIT

## 1.0 General Application Information

This guideline has been developed to support applicants through the annual online application process.

**Applications must be submitted by the deadline; late applications will not be accepted.** Only completed and submitted applications will proceed to the review committee for consideration.

This document aims to provide information about the Day Scholar Revitalization Society Individual (DSRS) Call for Applications and address questions regarding the online application process.

For further assistance beyond this guideline and the online application, please contact the DSR society Team at [info@dsrsociety.ca](mailto:info@dsrsociety.ca) during office hours (**Mon. – Fri. 9:00 am – 5:00 pm MST**)

## 1.1 What can be funded?

---

### LANGUAGE, CULTURE & HERITAGE:

- any revitalization activity related to your distinct Indigenous language, culture or heritage
- 

### HEALING & WELLNESS:

- any initiative that promotes your healing and wellness journey
- 

### EDUCATION & COMMEMORATION:

- any initiative that supports education and commemoration activities



Individuals are eligible to apply for funding through the annual Call for Applications. Their activities are scheduled to take place from the day of the award for up to one year. The DSRS provides support for a wide range of activities for First Nations, Inuit and Métis applicants, including but not limited to:

- Programs that promote the preservation, reclamation, development or understanding of First Nations, Inuit or Métis history, cultures, or languages.
- Cultural education initiatives encompassing traditional teachings, workshops, ceremony, language learning, and other related activities.
- Healing programming aimed at addressing individual needs.
- Post-Secondary Education opportunities, including Certificate and Bachelor programs, Master programs, and Doctorate programs.
- Training and Certification endeavors to enhance skill sets and expertise.
- Professional Development and Job Skill Training initiatives.
- Capacity Building Workshops
- And more!

## 1.2 Eligibility Criteria

The Individual Call for Applications is open to First Nation, Inuit and Métis individuals aged 18 and over, who are survivors and/or first-generation descendants and possess a membership to a First Nation, Inuit or a Métis community.

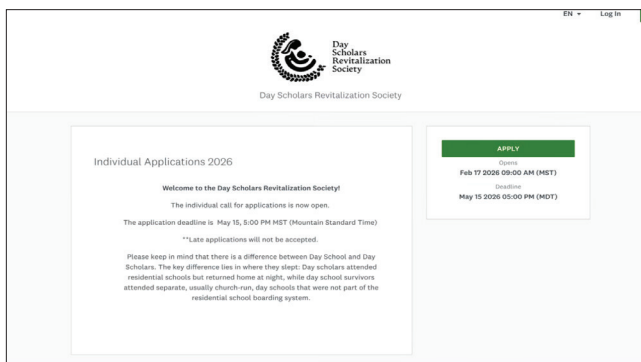
### IMPORTANT NOTE :

Only individuals who will be 18 years or older by application date, are eligible to apply for support from the Day Scholar Revitalization Society. Applicants who will not reach the age of 18 by this date are ineligible to apply.

## 1.3 Starting your Application – Survey Monkey Apply

This section provides step-by-step details and helpful tips for the application process:

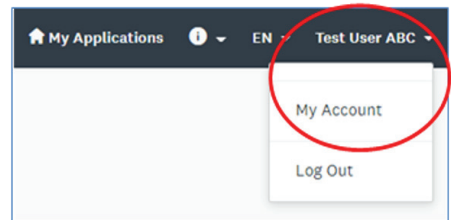
1. Visit <https://www.dsr society.ca/>
2. Click on “Individual Applications are now open”.



3. Your web browser will redirect to the DSRS and Survey Monkey Apply website.

The screenshot shows the 'SurveyMonkey Apply' registration page. At the top, it says 'Register for an applicant account' and 'Already have a SurveyMonkey Apply account? Log in'. Below this is a section titled 'Register as an individual'. The form includes fields for 'First Name', 'Last Name', and 'Email'. There is a 'Create a password' field with a strength indicator and an eye icon to toggle visibility. Below the password field, there is a checkbox for 'I'm not a robot' and a reCAPTCHA widget. A green 'Create Account' button is prominently displayed. Below the button, there is an 'OR' separator and a 'Register with Google' button.

4. If you have previously submitted an application for any DSRS call, log in using the same credentials.
5. If creating a new account, confirm the account by accessing the verification email sent to you.
6. After signing in, click on **“My Account”** to generate this year’s Individual Application.
7. Once the application is open, task 1, “eligibility,” will appear on the left side of the screen.



The screenshot displays the application management interface. On the left, a task progress bar shows '0 of 1 tasks complete'. Below this, it indicates 'Last edited: Mar 11 2026 12:31 PM (MDT)'. There are 'REVIEW' and 'SUBMIT' buttons. The 'Deadline: May 15 2026 05:00 PM (MDT)' is also shown. At the bottom left, there is a redacted area and an 'Add collaborator' button. On the right, the application details for 'Individual Applications 2026' are shown, including the application ID '0000000570'. There are tabs for 'APPLICATION' and 'ACTIVITY'. Below this, a 'Your tasks' section lists 'Eligibility' as the first task.



8. Please complete the eligibility form as Task 1.

Back to application

Individual Applications 2026  
0000000570  
ID: 0000000570

Eligibility

0 of 1 tasks complete

Last edited: Mar 11 2026 12:31 PM (MDT)

REVIEW SUBMIT

Deadline: May 15 2026 05:00 PM (MDT)

Eligibility

Task instructions [Hide](#)

To qualify for the Day Scholars Revitalization Funds, you must have been a Day Scholar (Survivor) who attended a specific residential school and went home at night between the years of 1920 and 1997, or be a first-generation Descendant of a Day Scholar Survivor who attended a qualifying school.

**Day Scholars** are not to be confused with **Day school survivors**: the key difference lies in where they slept: **Day school survivors** attended separate, usually church-run, day schools that were not part of the residential school boarding system.

Please complete the following eligibility questions.

Eligibility

1. I am 18 years or older at the time I submit this application

Yes

No

3. Are you a registered member of one of the following groups, and can provide verification documents?

- First Nations
- Inuit
- Metis

9. You can choose “Save & Continue Editing” or “Mark as Complete”.

10. “Save & Continue Editing” allows you to go back and edit your application. “Mark as complete” does not allow you to go back and edit. Please be sure that the section of the application is correct and complete.

Task confirmation

The task **Eligibility** will be locked once you complete it.

CANCEL COMPLETE TASK



11. You may now move on to the Contact Form portion of the application.
12. Applications can be downloaded at any time by clicking the **ellipsis (three dots)** at the top of the application page. You may also preview your application.

The screenshot shows a web interface for managing applications. At the top, there is a link for "Individual Applications 2026" and a "Preview" button. Below this, the application ID "0000000124" is displayed. A navigation bar has "APPLICATION" selected and "ACTIVITY" as an option. A dropdown menu is open, showing "Download" and "Delete" options. Below the navigation is a section titled "Your tasks" with a list of three items: "Eligibility" (marked complete), "Contact Information" (marked complete with a timestamp), and "Day Scholar Revitalization Society Application Form" (not complete).

**IMPORTANT NOTE:**  
Once you have completed the task, click “mark as complete” to finish the section.

## 2.0 Task 2 – Contact (Personal) Information

To complete this task:

- Please answer all the questions accordingly.
- On question #8, don’t forget your hyphens; Eg. 222-222-2222.

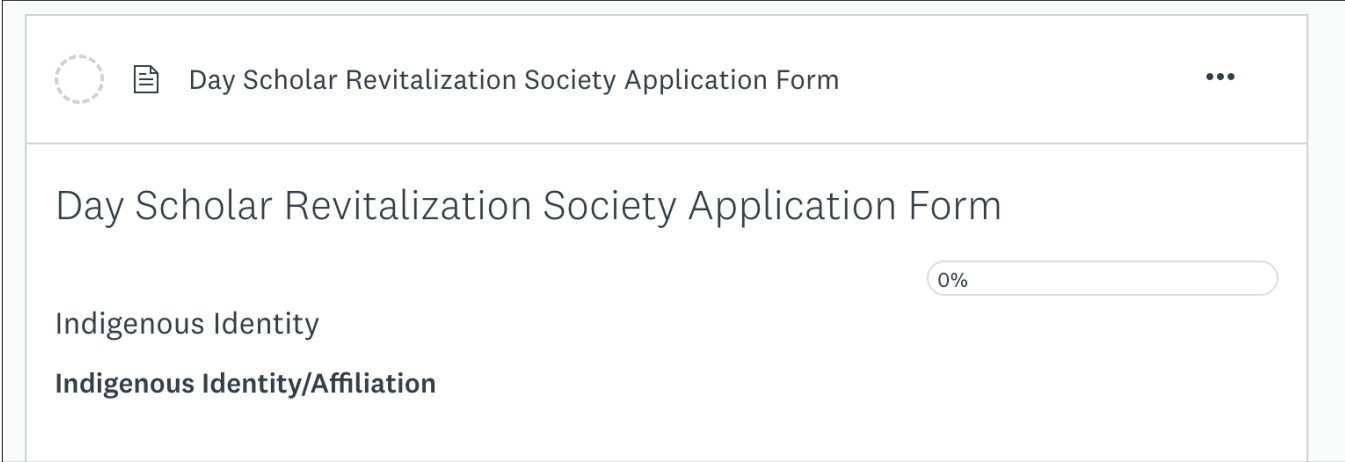
8. Phone Number:

This field must be a 10 digit phone number in ###-###-#### format.



# 3.0 Task 3 – Day Scholar Revitalization Society Application Form

Task 3 is the main portion of the application, encompassing information about yourself, your project description, and details regarding expenses and funding needs. Applicants are required to input and type all information.



The screenshot shows a web application interface for the 'Day Scholar Revitalization Society Application Form'. At the top, there is a header bar with a circular logo on the left, the text 'Day Scholar Revitalization Society Application Form' in the center, and a three-dot menu icon on the right. Below the header, the main content area displays the title 'Day Scholar Revitalization Society Application Form' and a progress indicator showing '0%'. Underneath, the text 'Indigenous Identity' is visible, followed by a bolded section header 'Indigenous Identity/Affiliation'.

## QUESTION 16-17: PROOF OF INDIGENOUS CITIZENSHIP

These questions pertain to your personal identifying information. You will need to provide valid proof of First Nation, Inuit status or Métis membership, along with the name of your band/community.

**IMPORTANT NOTE:**

If your band/community self-identifies using more than one name, use the name that appears on your status card. For Métis membership, affiliation should be with one of the following organizations: Métis Nation of British Columbia, Métis Nation of Alberta, Métis Nation of Saskatchewan, Manitoba Métis Federation, Métis Nation of Ontario, or Northwest Territory Métis Nation (as per the Métis homeland map).

Please note: you are required to upload both the front and back of your ID.



---

**QUESTION 18 & 18B:**  
REGARDING THE SURVIVOR  
CLASS \$10,000 SETTLEMENT

Please note: Your answer does not affect the outcome of this grant.

---

**QUESTION 19: WHICH CATEGORY DOES  
YOUR INITIATIVE FALL UNDER**

In this section, you may choose as many options as you wish, your initiative may fall under one or more of the following categories:

- Healing
- Wellness
- Education
- Language
- Culture
- Heritage
- Commemoration

19. Which category does your initiative fall under? (You may choose more than one)

- Healing
- Wellness
- Education
- Language
- Culture
- Heritage
- Commemoration

---

**QUESTION 20:**  
WHAT IS THE AMOUNT OF  
FUNDING YOU ARE REQUESTING:

Please enter a numerical amount in dollars with optional cents.



---

## QUESTION 21: PROJECT DESCRIPTION

There are two options in which you can submit your project description. We will accept either written (minimum 250 words) or a video format.

Please describe in detail the Healing/Wellness/ Education/Language/Cultural/Heritage/Commemoration activities you would like to engage in? Please be specific.

**Please note: if you are having difficulties uploading a video, you may want to choose the written format.**

---

## QUESTION 22: BUDGET BREAKDOWN/AMOUNT OF FUNDING REQUESTED (MAXIMUM \$10,000):

Please give as much details as possible. The requested funding amount should be consistent with the figures provided in the budget.

22. Budget:

Mandatory rows are marked with \*

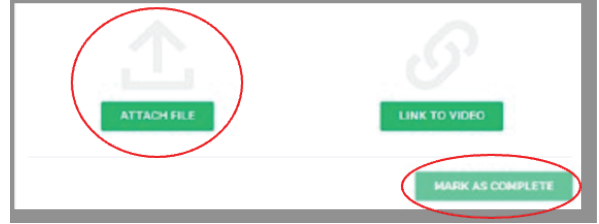
	Details	Amount	Duration
Elder Fees*			
Guide Fees			
Supplies*			
Equipment			
Travel*			
Fuel			
Other (Specify)			
Other (Specify)			
Other (Specify)			
Other (Specify)			
Total		0	



---

### QUESTION 23: OPTIONAL UPLOAD OF SUPPORTING DOCUMENTS

This question is optional.



---

### QUESTION 24: FEEDBACK

Any feedback on the process of the application is greatly appreciated.

---

### QUESTION 25: PLEASE TELL US HOW YOU HEARD ABOUT THE DAY SCHOLARS REVITALIZATION SOCIETY:

Please choose one or more of the options.

---

#### NOTE:

This is the end of the application once you click on “mark as complete” below, your application will be automatically submitted.

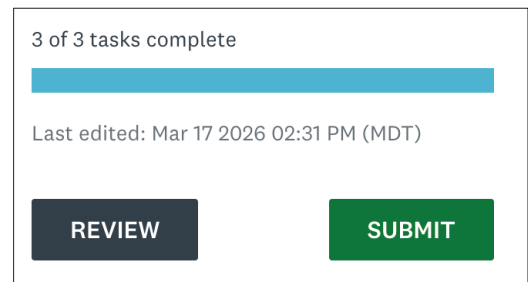
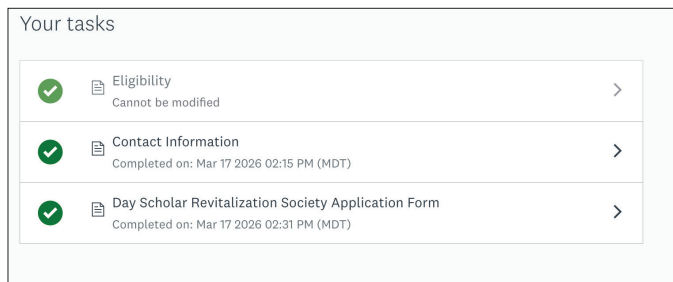
If you wish to make edits or review your responses, please select “save and continue”.

**You cannot edit once submitted.**

## 4.0 Reviewing and Submitting Application

**Follow these steps before submitting your application:**

1. Ensure all information is complete and correct before submitting your final application.



2. Review all documents uploaded and ensure the correct supporting documents are attached to the application.

---

#### IMPORTANT NOTE:

You can review your application before submitting. Click “review” under the task list on the left side of the screen to go over important information before clicking submit.



\*Applicants will not be able to make any changes to the application once submitted. Only completed and submitted applications will move forward to the selection committee for consideration.

## 5.0 Additional Information

### 5.1 REVIEW AND ASSESSMENT:

All applications will undergo a committee review process to assess eligibility and qualification using the same evaluation scoring grid, while also considering the objectives of the DSRS. This competitive process is overseen and approved by DSRS Review Committee, who are dedicated to ensuring the process is fair, equal, equitable and transparent for all applicants.

**Notification of funding decisions will be sent via email once complete.**

### 5.2 IF SUCCESSFUL:

**Successful recipients will be notified through email and are required to log back into Survey Monkey Apply to accept the DSRS Terms and Conditions and upload their banking information.**

Please note that funds are limited, and therefore **funding is not guaranteed**. We appreciate the interest of all applicants in the DSRS application grant.

## 6.0 Conclusion

This guideline is provided for support purposes only. For further assistance, please contact the DSRS info email.

Email: [info@dsrsociety.ca](mailto:info@dsrsociety.ca)

