



CLOUD

A FIRST OF ITS KIND INTUITIVE AND CUTTING EDGE
SHOWER TECHNOLOGY.

TOUCH. THE MOST INTIMATE OF **ALL HUMAN SENSES**

It's the most intuitive sense as well. A touch is what it takes to complete our interaction with the world. To make the virtual, real. To connect us to what's around us. And to let us change and control things in the world.

That power of a simple, joyful touch is now available in the shower too. With Jaquar Cloud. The hybrid-touch shower system. A complete set up for a showering environment. Where showering is an unmatched, uninterrupted joy. Just like with real clouds on a hot sunny afternoon.




CLOUD
HYBRID TOUCH SHOWER



TOUCH THE NEW, COMPLETE SHOWER EXPERIENCE

Jaquar presents Cloud. A complete solution that puts the finest of shower experiences at your fingertips. Whether it's a rainshower you desire, a waterfall soak you fancy, a dreamy enveloping of mist or the accurate aim of a hand shower, everything is just a touch away with Cloud.

Responding instantly to your fingertips, the touch showering experience of Cloud is like no other. And as natural a way to operate a modern shower as all the other touch interfaces we use every day – in our phones, our appliances, our cars.







RAIN SHOWER MODE




WATERFALL/ MIST MODE







THE JOY OF TOUCH,
COORDINATED



HAND SHOWER MODE







BODY SHOWER MODE


CHOOSE UP TO
TWO MODES TOGETHER

Seen here:
Rain mode with Body Shower




Seen here:
Mist mode with Hand Shower






RAIN



MIST



HAND SHOWER



WATERFALL

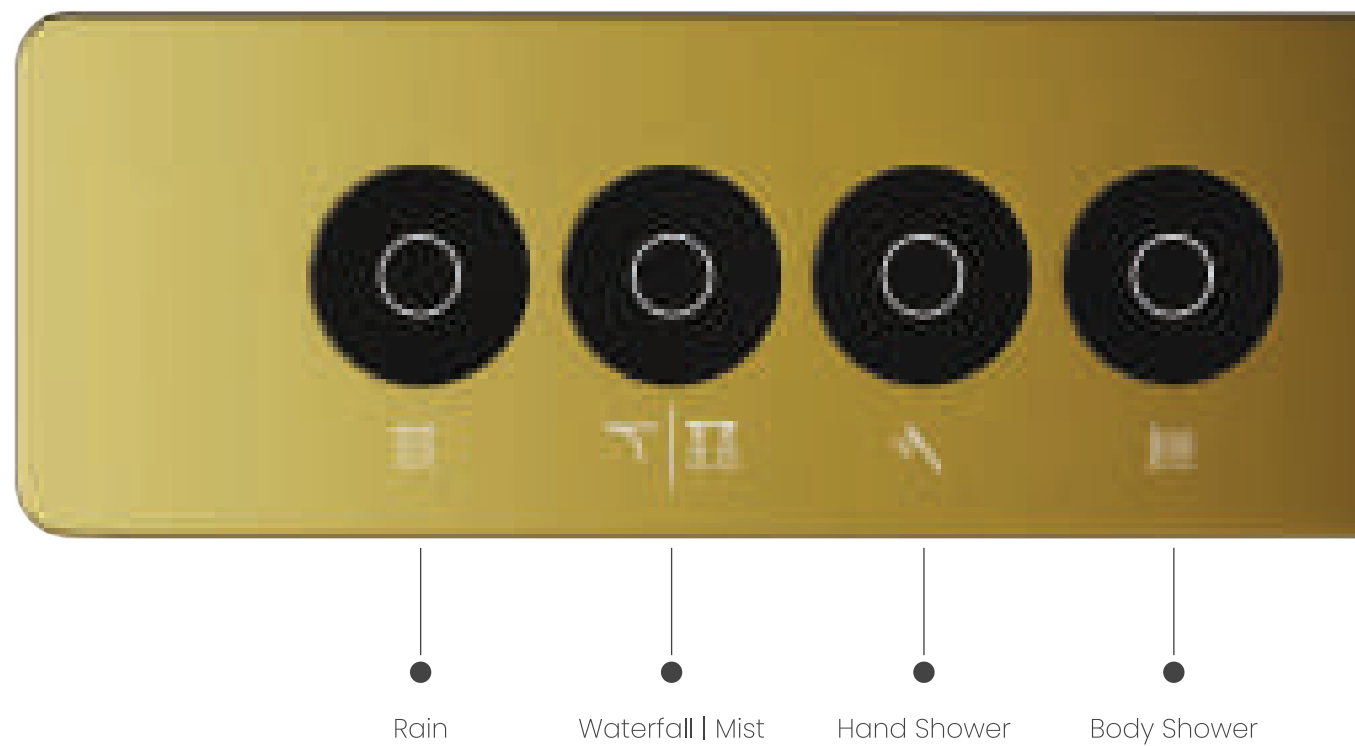



BODY SHOWER

TEMPERATURE, FLOW, MODE. CONTROL IT ALL WITH EASE

Set the temperature and flow with a simple twist of a knob and the Cloud is ready to respond to your fingertip's touch for the shower mode of your choice. Select it easily and experience it instantly.

Apart from offering instant responses to your inputs, the system also builds in safety measures for worry-free showering. These include a temperature lock to prevent water getting too hot, electronic valves to facilitate instant switching of modes in response to your touch, as well as a battery back-up to ensure uninterrupted showering even in case of power supply failure.





CHOOSE THE CLOUD THAT FITS YOUR NEED

Jaquar Cloud has been designed to fit a varying range of requirements. Whether you choose a shower with a single mode or multiple ones, or your preference is a hand shower, the Cloud is ready. Its trim plate can accommodate up to 4 touch buttons corresponding to 4 outlets or modes of showering. And you can even use up to 2 of them simultaneously!



With two modes:
Rain + Hand Shower



With three modes:
Rain + Hand Shower + Body Shower
Rain + Waterfall/Mist + Hand Shower
Rain + Waterfall/Mist + Body Shower



With four modes:
Rain + Waterfall/Mist + Hand Shower +
Body Shower

CLOUD CONTROL PLACEMENT OPTIONS



With two modes:
Rain + Hand Shower



With three modes:
Rain + Hand Shower + Body Shower
Rain + Waterfall/Mist + Hand Shower
Rain + Waterfall/Mist + Body Shower



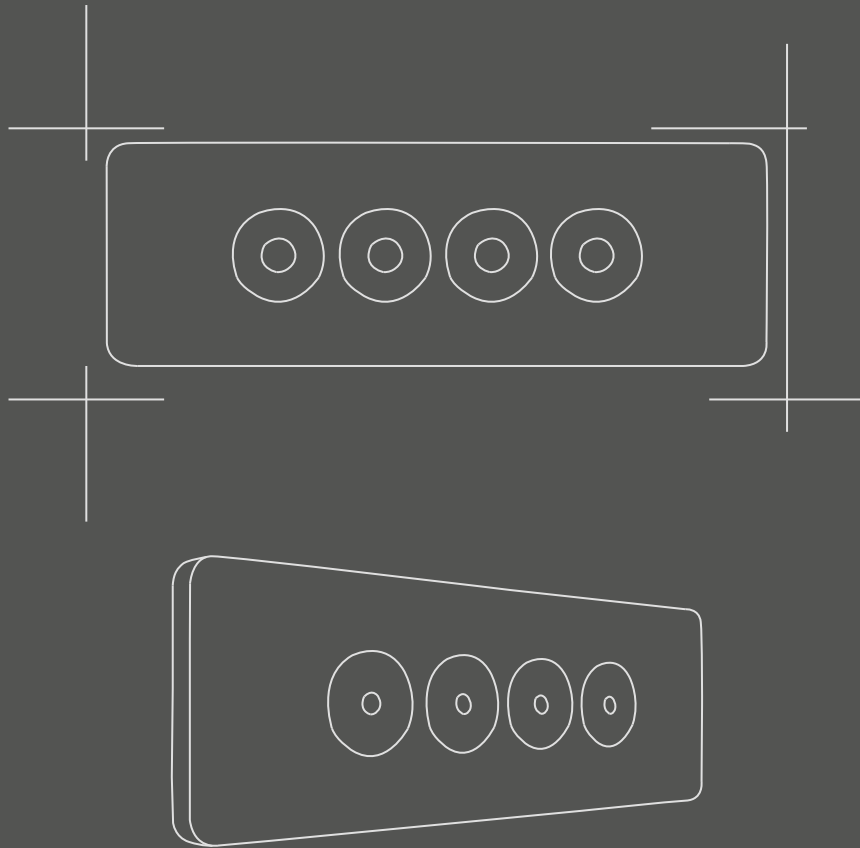
With four modes:
Rain + Waterfall/Mist + Hand Shower + Body Shower

Placements shown here are applicable for all modes.

THE TECHNOLOGY BEHIND THE CLOUD



Behind the elegant, minimalist interface of the Jaquar Cloud is a well-thought-out system, engineered with tough Indian conditions in mind, to provide dependable performance. This includes hardy sensors and super-responsive electronic valves, as well as a power back-up battery. All tucked away neatly out of sight. All to ensure that no matter what the condition of water or electricity supply, your showering pleasure remains uninterrupted and undiminished.



- Installable in a wall of normal thickness (4")
- Works optimally between water pressures of 1.0 bar and 5.0 bar
- Allows operation of 2 outlets simultaneously
- Maximum water flow rate of 33 lpm through 1 outlet and 44 lpm with 2 outlets, at 3.0 bar pressure






WHAT COLOUR WOULD YOU LIKE YOUR CLOUD TO BE?

In the 21st century, bathrooms have graduated from providing mere functionality to becoming a zone for physical and mental rejuvenation. And colour plays a key role in enabling that. That's why, like many of Jaquar's bath fixtures, Cloud too is available with trim plates in a wide range of 6 colour finishes.

COLOUR FINISHES:



CHR
Chrome



BGP
Blush Gold Bright
PVD



BLM
Black Matt



GMP
Gold Matt PVD



BCH
Black Chrome



GBP
Gold Bright PVD

FAQS

1. What wall size is recommended for installing the Cloud Shower System?

Brick Wall: You can install it on a normal 4" brick wall.

Finished Wall: Normal 4" brick + 1" plaster at periphery + ½" plaster at front wall + 8mm tile thickness (marble is ¾" to 1" thick).

2. Is the thermostatic mixer and touch control panel plastic box installed together without any gap, or should there be some distance between the two?

For easy cleaning, you should maintain approximately 30mm to 40mm gap between the mixer and panel.

3. Is the thermostatic mixer and touch control panel plastic box installed horizontally or vertically?

Both can be installed horizontally, as shown below.



4. What is the minimum and maximum recommended pressure required for the optimum working of the Cloud Shower System?

Minimum 1.0 bar and maximum 5.0 bars (Dynamic).

5. How many outlets can the user run simultaneously?

Maximum two outlets.

6. Which two outlets can the user run simultaneously?

Any two outlets as per the user's choice. If the user wants to change the selected mode while showering, they must stop using one mode before selecting the other.

7. What is the flow rate in LPM?

If the user operates one outlet, the maximum flow rate is 33.0 LPM (at 3.0 bar pressure); with two outlets, it is 44.0 LPM (at 3.0 bar pressure).

8. Can we adjust the volume of water through the Cloud Shower System?

Yes, the user can control the volume of water through the diverter knob on the thermostatic mixer.

9. What size of plumbing lines are required to connect the thermostatic mixer?

For convenient fitting, 20mm (¾" BSP) hot and cold-water connection lines are required.

10. What is the inlet connection size of the Solenoid Valve Box?

20mm (¾" BSP).

11. How many outlets are there in different models, and what is the connection size from the Solenoid Valve Box?

We have three models with 2, 3, and 4 outlets, each with a 15-mm (½" BSP) connection size.

12. Does the Cloud Shower System come with a battery backup facility?

Yes, it comes with a battery backup facility.

13. What is the IP rating of the Cloud touch control panel and battery box?

IP 65 (Rated as 'dust tight' and protected against water projected from a nozzle).

14. What is the IP rating of the Cloud Solenoid Valve Box?

IP 53 (Protected from limited dust ingress and water spray less than 60 degrees from vertical).

15. What is the operating voltage and maximum load of the system?

The Cloud CPU and touch control panel operate on a 6V DC. Maximum load ≤ 3 W and stand-by ≤ 0.6 mW.

16. What is the rated power of the system?

Variable between 0.6 mW and 3 W.

17. After how many minutes will the system automatically go into primary mode when the user closes the valve from the diverter?

If the user is not using the shower system for 20 minutes, the system will automatically go into primary mode.

18. How many colour options is this shower system available in?

CHR, BCH, BLM, BGP, GBP, and GMP finish.

19. Is the Cloud touch control operating button available in different color finishes?

Available in black colour only.

20. When does the user need to turn off the thermostatic mixer knob?

When cleaning or wiping the product.

21. What is the pressure requirement in the Cloud shower system?

It depends on the outlets the customer is using. No pressure pump is needed for a 2-outlet Cloud system with normal showers (100mm, 150mm, 200mm) and a hand shower. For bigger showers, a pressurized supply may be required.

22. Does the Cloud shower system come with a spike buster?

Yes, this system comes with 2KVA surge protection.

23. What are the dimensions of the Solenoid Valve Box?

L: 247mm, W: 146.5mm, T: 58.0mm.

24. What are the dimensions of the diverter and touch control plate?

280mm x 90mm, both plates are the same size.

- 25. Are the batteries that come with the Cloud shower system rechargeable?**
No, these are not rechargeable. They are normal AA-size pencil cells.
- 26. What is the life of the battery?**
The battery backup is intended for use when power goes off between showers. In a family of four, the duration may last 3-4 months or more.
- 27. Can the user place the diverter and the touch control plate vertically?**
Only horizontal placement is possible for both plates. The touch control plate can be placed exactly above the diverter plate with a 30mm to 40mm gap or diagonally, side by side, or on the opposite side of the wall, as they are not interconnected.
- 28. Can I install four body showers along with the Cloud Showering System?**
The company recommends two body showers. Installing three or four body showers is possible but unnecessary, as two body showers sufficiently cover the massage area from neck to waist.
- 29. How is the Cloud system technology different from other brands in the market?**
Unlike 90% of other brands that use mechanical cartridges, Cloud uses an electronic PCB-based system, offering a far superior lifespan. When the user pushes the button in mechanical spring-loaded cartridges, the cartridge pops up (in other words, it works like a ball pen). The spring is always submerged in water, and it loses its tension, but it has a life.
- 30. Does the product require an electrical connection?**
Yes, a 5-amp socket is required because it is a digital product that works on an electrical supply but has a battery backup. If the electricity goes out, it automatically shifts to battery power.
- 31. Is the battery backup tested?**
Yes, laboratory testing showed the battery backup worked for over a month using clean water and was pressurized under perfect conditions. Additionally, we have tested this product in the casting labour bathroom for the last six months, where more than 350 to 400 casters used it daily. We switched off the power supply for the last three weeks, and this product worked purely on battery backup.
- 32. Why have you named this product Cloud?**
The name Cloud evokes the imagery of a cloud, emphasizing its ability to envelop users in a gentle and refreshing experience akin to being surrounded by misty, rain-like droplets. It suggests a seamless blend of nature-inspired modes: rain, mist, body jet, and hand shower, offering a luxurious shower experience reminiscent of clouds' soft and soothing qualities.
- 33. If someone takes a shower, after how many minutes will this system switch off?**
It has a primary mode timer set at 20 minutes. After that, the system will automatically turn off and go on standby mode.
- 34. Can hard water negatively impact the functioning of the Cloud system?**
Hard water won't affect the functioning of the Cloud system, but like any other thermostatic mixer, it requires maintenance every 5 to 6 months.
- 35. What is the material of the touch control panel concealed box?**
The touch control panel concealed box is made of ABS (Acrylonitrile Butadiene Styrene).
- 36. What happens if the concealed box of the touch control panel goes deep inside the wall due to thick marble or tiling?**
The minimum to maximum adjustment is about an inch. If it exceeds that, elongated screws will be provided to fix the panel on the concealed box.
- 37. Is any maintenance required in the Cloud system?**
The electronic part does not need maintenance, but the thermostatic cartridge filter does. We offer a PMC service (Preventive Maintenance Contract), in which our Customer Care technician visits regularly for necessary servicing at a nominal cost.
- 38. If the user's hand is wet or oily, how does the Cloud system respond?**
The touch in the Cloud system is plastic-based, so oil, gel, shampoo, and soap do not affect its touch. Unlike mobile phones with Gorilla Glass, which may not work with wet hands, the Cloud system's technology is designed to function under these conditions.
- 39. What is the length of the wire provided by the electronics module, power supply, and battery backup of the Cloud system?**
All units have a 3m extension cable and the wire that comes with them.
- 40. Can the customer install the electronics module, power supply, and battery backup inside the false ceiling wall or outside the bathroom wall?**
The product can be installed either way. Ceiling-mounted showers should be installed in the false ceiling. For wall-mounted showers without a false ceiling, install the parts inside or outside the bathroom on a small ledge to protect them from exposure and ensure easy access for maintenance.
- 41. In case of failure, can the product be maintained on-site or sent to the factory?**
The product can be easily maintained on-site without sending the unit to the factory.
- 42. How many cycles have you tested the Solenoid Valve?**
We have tested the Solenoid Valve up to 100,000 cycles.
- 43. At which point can the user touch the button to activate or deactivate the shower modes?**
The user can touch the white ring in the centre of the button.
- 44. What electrical power supply range is needed for the smooth operation of the Cloud shower system?**
The operating voltage should be between 90 Volts to 265 Volts.
- 45. What is the correct sequence for connecting the water connections of the Overhead Shower, Hand Shower, and Body Shower to the Solenoid Valve?**
The plumber should check the mnemonics on the touch control plate from left to right and connect the water connections of the Overhead Shower, Hand Shower, and Body Shower to the Solenoid Valve accordingly.



jaquar.com/cloud

Follow Us:

