

## EdelGive Foundation

Foreign Contribution Account  
 Receipts & Payment Account for the year ending 31st March 2025  
 Currency : Indian Rupees

FY-23-24		FY-24-25	
Amount	Receipts	Amount	Amount
455,820	<b>Balance b/d</b>	17,913	17,913
16,469,806	<b>FCRA designated bank account</b> State Bank of India : 39996412004	267,366	267,366
19,329,772	<b>another "FCRA bank Account"</b> ICICI Bank : 001101222679	4,816,367	
36,910	<b>Utilisation bank accounts</b> ICICI Bank BMGF: 001101222683	38,032	
2,859	ICICI Bank Genpact : 001101222684	2,947	4,857,346
596,238	ICICI Bank ECE: 001101222685	333,218	333,218
-	Interest Income - On Savings	26,289,438	26,289,438
-	<b>Directly from a foreign source.</b>		
<b>36,891,405</b>	<b>TOTAL</b>	<b>31,765,281</b>	<b>31,765,281</b>

FY-23-24		FY-24-25	
Amount	Payments	Amount	Amount
8,146,425	<b>Programme &amp; implementation expenses</b>	9,637,351	
437,401	Salaries and wages	917,658	
3,182,352	Contribution to provident and other funds	6,022,202	
2,415,094	Legal and professional fees	18,850	
13,970,498	Computer expenses	868,687	
3,597,010	Seminar & Conference	1,753,715	19,231,184
-	Travelling and conveyance	12,691	
-	Bank Charges	139,948	139,948
-	Laptop Purchases	5,305,660	5,305,660
17,913	<b>Balance C/d</b>	6,507,248	6,507,248
267,366	<b>FCRA designated bank account</b> State Bank of India : 39996412004	581,241	
4,816,367	<b>another "FCRA bank Account"</b> ICICI Bank : 001101222679	-	
38,032	<b>Utilisation bank accounts</b> ICICI Bank BMGF: 001101222683	-	
2,947	ICICI Bank Genpact : 001101222684	-	
36,891,405	<b>TOTAL</b>	31,765,281	31,765,281

As per our report of even date attached to FC-4 of the foreign Contribution (Regulation) Act, 2010

For KETAN C. SHAH & Co.  
 Chartered Accountants  
 Firm Registration No.: 115476W



CA Ketan Shah  
 Proprietor  
 Membership No.: 49655  
 UDIN: 25049655PGKYYH6335

Mumbai  
 24 December 2025

For and on behalf of EdelGive Foundation



*Vidya Shah*

Vidya Shah  
 Chief Functionary

Mumbai  
 24 December 2025

# EdelGive Foundation

## Balance Sheet

as at 31 March 2025

(Currency : Indian rupees)

		As at	As at
	Note	31 March 2025	31 March 2024
<b>ASSETS</b>			
<b>Financial assets</b>			
(a) Cash and cash equivalents	1	12,394,149	5,142,625
		<b>12,394,149</b>	<b>5,142,625</b>
<b>Non-financial assets</b>			
(a) Property, plant and equipment	2	134,620	-
		<b>134,620</b>	-
<b>TOTAL ASSETS</b>		<b>12,528,769</b>	<b>5,142,625</b>
<b>LIABILITIES</b>			
<b>Financial liabilities</b>			
(a) Trade Payables			
(i) total outstanding dues of micro enterprises and small enterprises		-	-
(ii) total outstanding dues of creditors other than micro enterprises and small enterprises		963,473	-
		<b>963,473</b>	-
<b>Non-financial liabilities</b>			
(a) Other non-financial liabilities	3	11,430,676	4,820,701
		<b>11,430,676</b>	<b>4,820,701</b>
<b>EQUITY AND LIABILITIES</b>			
<b>Equity</b>			
(a) Other equity	4	134,620	321,924
		<b>134,620</b>	<b>321,924</b>
<b>TOTAL LIABILITIES AND EQUITY</b>		<b>12,528,769</b>	<b>5,142,625</b>

As per our report of even date attached to FC-4 of the foreign Contribution (Regulation) Act,2010

For KETAN C. SHAH & Co.

Chartered Accountants

Firm Registration No.: 115476W

CA Ketan Shah

Proprietor

Membership No.: 49655

UDIN: 25049655PGKYYH6335

Mumbai

24 December 2025



For and on behalf of EdelGive Foundation

Vidya Shah

Chief Functionary



Mumbai

24 December 2025

# EdelGive Foundation

## Statement of Income and Expenditure

(Currency : Indian rupees)

	Note	For the year ended 31 March 2025	For the year ended 31 March 2024
<b>I. Revenue from operations</b>			
Donation Mobilized		20,324,760	20,781,129
Interest income	5	333,218	596,238
<b>Total Revenue from operations</b>		<b>20,657,978</b>	<b>21,377,367</b>
<b>III. Total Revenue from operations</b>		<b>20,657,978</b>	<b>21,377,367</b>
<b>IV. Programme &amp; implementation expenses</b>			
Employee benefits expense	6	11,097,417	8,583,826
Depreciation, amortisation and impairment	5	5,328	-
Other expenses	7	9,742,537	23,164,954
<b>Total expenses</b>		<b>20,845,282</b>	<b>31,748,780</b>
<b>V Surplus for the year</b>		<b>(187,304)</b>	<b>(10,371,413)</b>

As per our report of even date attached to FC-4 of the foreign Contribution (Regulation) Act,2010

For KETAN C. SHAH & Co.  
Chartered Accountants  
Firm Registration No.: 115476W

*Ketan*

CA Ketan Shah  
Proprietor  
Membership No.: 49655  
UDIN: 25049655PGKYYH6335  
Mumbai  
24 December 2025



For and on behalf of EdelGive Foundation

*Vidya*

Vidya Shah  
Chief Functionary



Mumbai  
24 December 2025

# EdelGive Foundation

## Notes to the financial statements (Continued)

(Currency : Indian rupees)

### 1 Cash and cash equivalents

Cash on hand  
Balances with banks  
- in savings accounts

	As at	As at
	31 March 2025	31 March 2024
	-	-
	12,394,149	5,142,625
	<b>12,394,149</b>	<b>5,142,625</b>



**EdelGive Foundation**

Notes to the financial statements (Continued)

(Currency : Indian rupees)

**2 Property, Plant and Equipment**

Description of Assets	Gross Block					Accumulated Depreciation and Impairment					Net Block As at 30 Sep 2025
	As at 01 April 2025	Additions during the year	Acquisitions through business combinations	Disposals during the year	Other adjustments (as applicable)	As at 01 April 2025	Impairment losses / (reversals)	Charge for the year	Disposals during the year	Other adjustments (as applicable)	
Property, Plant and Equipment											
Computers	-	139,948	-	-	-	-	-	5,328	-	-	5,328
<b>Total</b>	-	<b>139,948</b>	-	-	-	-	-	<b>5,328</b>	-	-	<b>5,328</b>
											<b>134,620</b>

Description of Assets	Gross Block					Accumulated Depreciation and Impairment					Net Block As at 31 March 2025
	As at 01 April 2024	Additions during the year	Acquisitions through business combinations	Disposals during the year	Other adjustments (as applicable)	As at 01 April 2024	Impairment losses / (reversals)	Charge for the year	Disposals during the year	Other adjustments (as applicable)	
Property, Plant and Equipment											
Computers	-	-	-	-	-	-	-	-	-	-	-
<b>Total</b>	-	-	-	-	-	-	-	-	-	-	-



# EdelGive Foundation

## Notes to the financial statements (Continued)

(Currency : Indian rupees)

	As at	As at
	31 March 2025	31 March 2024
<b>3 Other non-financial liabilities</b>		
Others		
Donation Received in advance (net of provision of TDS & Trade Payable)	10,768,354	4,816,367
Withholding taxes, Goods & service tax and other taxes payable	662,322	4,334
	<b>11,430,676</b>	<b>4,820,701</b>
<b>4 Other Equity</b>		
Retained earnings	321,924	10,693,337
Add: (Deficit) \ Surplus for the year	(187,304)	(10,371,413)
	<b>134,620</b>	<b>321,924</b>



# EdelGive Foundation

## Notes to the financial statements (Continued)

(Currency : Indian rupees)

	<u>for the year ended</u> <u>31 March 2025</u>	<u>for the year ended</u> <u>31 March 2024</u>
<b>5 Interest Income</b>		
On Financial Assets measured at Amortised Cost		
Other interest Income (saving bank)	<u>333,218</u>	596,238
	<u>333,218</u>	<u>596,238</u>
<b>6 Employee benefit expenses</b>		
Salaries and wages	9,958,503	8,146,425
Contribution to provident and other funds	<u>1,138,914</u>	437,401
	<u>11,097,417</u>	<u>8,583,826</u>
<b>7 Other expenses</b>		
Computer expenses	18,880	2,415,094
Legal and professional fees	6,726,952	3,182,352
Seminar & Conference	868,957	13,970,498
Travelling and conveyance	<u>2,127,748</u>	3,597,010
	<u>9,742,537</u>	<u>23,164,954</u>



**INDEPENDENT AUDITOR'S REPORT**

To the Members of EdelGive Foundation

**Report on the Audit of Financial Statements**

**Opinion**

We have audited the accompanying financial statements of EdelGive Foundation ("the Company"), which comprise the Balance Sheet as at March 31, 2025, the Statement of Income and Expenditure, including the Statement of Other Comprehensive Income, the Statement of Cash Flows and the Statement of Changes in Equity for the year then ended, and notes to the Financial Statements, including a summary of material accounting policies and other explanatory information (hereinafter referred to as the "Financial Statements").

In our opinion and to the best of our information and according to the explanations given to us, the aforesaid Financial Statements give the information required by the Companies Act, 2013, as amended ("the Act") in the manner so required and give a true and fair view in conformity with the Indian Accounting Standards prescribed under section 133 of the Act read with the Companies (Indian Accounting Standards) Rules, 2015 as amended, ("Ind AS") and other accounting principles generally accepted in India, of the state of affairs of the Company as at March 31, 2025, and its deficit including other comprehensive income, its cash flows and the changes in equity for the year ended on that date.

**Basis for Opinion**

We conducted our audit of the Financial Statements in accordance with the Standards on Auditing ("SA"s) specified under section 143(10) of the Act. Our responsibilities under those Standards are further described in Auditor's Responsibilities for the Audit of the Financial Statements section of our report. We are independent of the Company in accordance with the Code of Ethics issued by the Institute of Chartered Accountants of India ("the ICAI") together with the ethical requirements that are relevant to our audit of the Financial Statements under the provisions of the Act and the Rules thereunder, and we have fulfilled our other ethical responsibilities in accordance with these requirements and the ICAI's Code of Ethics. We believe that the audit evidence obtained by us is sufficient and appropriate to provide a basis for our audit opinion on the Financial Statements.

**Other Information**

The Company's Management and Board of Directors are responsible for the other information. The other information comprises the information included in the Board's report, but does not include the Financial Statements and our auditor's report thereon ("other information"). The Board's report is expected to be made available to us after the date of this auditor's report.

Our opinion on the Financial Statements does not cover the other information and we do not express any form of assurance conclusion thereon.

In connection with our audit of the Financial Statements, our responsibility is to read the other information identified above when it becomes available and, in doing so, consider whether the other information is materially inconsistent with the Financial Statements, or our knowledge obtained during the course of our audit or otherwise appears to be materially misstated. If, based on the work we have performed, we conclude that

Registered office: 2<sup>nd</sup> Floor, B-27 Soami Nagar, New Delhi-110017

Corporate Office: Fourth Floor, Iconic Tower, URMI Estate, Ganpat Rao Kadam Marg, Lower Parel, Mumbai - 400013

Ph.: +91 22 4474 3400, email: [info@nangia.com](mailto:info@nangia.com), website: [www.nangia.com](http://www.nangia.com)

LLP Registration NO. AAJ-1379 | (registered with limited liability)

Noida - New Delhi - Gurugram - Mumbai - Bengaluru - Chennai - Pune - Dehradun

there is a material misstatement of this other information, we are required to report that fact.

#### **Responsibilities of Management and Board of Directors for the Financial Statements**

The Company's Management and Board of Directors are responsible for the matters stated in section 134(5) of the Act with respect to the preparation of these Financial Statements that give a true and fair view of the financial position, financial performance including Other Comprehensive Income, Cash Flows and Changes in Equity of the Company, in accordance with the accounting principles generally accepted in India, including Ind AS. This responsibility also includes maintenance of adequate accounting records in accordance with the provisions of the Act for safeguarding of the assets of the Company and for preventing and detecting frauds and other irregularities; selection and application of appropriate accounting policies; making judgments and estimates that are reasonable and prudent; and design, implementation and maintenance of adequate internal financial controls; that were operating effectively for ensuring the accuracy and completeness of the accounting records, relevant to the preparation and presentation of the Financial Statements that give a true and fair view and are free from material misstatement, whether due to fraud or error.

In preparing the Financial Statements, the Management and the Board of Directors are responsible for assessing the Company's ability to continue as a going concern, disclosing, as applicable, matters related to going concern and using the going concern basis of accounting unless the Board of Directors either intends to liquidate the Company or to cease operations, or has no realistic alternative but to do so.

The Company's Management and Board of Directors are also responsible for overseeing the Company's financial reporting process.

#### **Auditor's Responsibilities for the Audit of the Financial Statements**

Our objectives are to obtain reasonable assurance about whether the Financial Statements as a whole are free from material misstatement, whether due to fraud or error, and to issue an auditor's report that includes our opinion. Reasonable assurance is a high level of assurance but is not a guarantee that an audit conducted in accordance with SAs will always detect a material misstatement when it exists. Misstatements can arise from fraud or error and are considered material if, individually or in the aggregate, they could reasonably be expected to influence the economic decisions of users taken on the basis of these Financial Statements.

As part of an audit in accordance with SAs, we exercise professional judgment and maintain professional skepticism throughout the audit. We also:

- Identify and assess the risks of material misstatement of the Financial Statements, whether due to fraud or error, design and perform audit procedures responsive to those risks, and obtain audit evidence that is sufficient and appropriate to provide a basis for our opinion. The risk of not detecting a material misstatement resulting from fraud is higher than for one resulting from error, as fraud may involve collusion, forgery, intentional omissions, misrepresentations, or the override of internal control.
- Obtain an understanding of internal control relevant to the audit in order to design audit procedures that are appropriate in the circumstances. Under section 143(3)(i) of the Act, we are also responsible for expressing our opinion on whether the company has adequate internal financial controls system in place and the operating effectiveness of such controls.


**Registered office:** 2<sup>nd</sup> Floor, B-27 Soami Nagar, New Delhi-110017

**Corporate Office:** Fourth Floor, Iconic Tower, URMI Estate, Ganpat Rao Kadam Marg, Lower Parel, Mumbai - 400013

Ph.: +91 22 4474 3400, email: [info@nangia.com](mailto:info@nangia.com), website: [www.nangia.com](http://www.nangia.com)

LLP Registration NO. AAJ-1379 | (registered with limited liability)

**Noida - New Delhi - Gurugram - Mumbai - Bengaluru - Chennai - Pune - Dehradun**





# NANGIA & CO LLP

CHARTERED ACCOUNTANTS

- Evaluate the appropriateness of accounting policies used and the reasonableness of accounting estimates and related disclosures made by the Management.
- Conclude on the appropriateness of Management's use of the going concern basis of accounting and, based on the audit evidence obtained, whether a material uncertainty exists related to events or conditions that may cast significant doubt on the Company's ability to continue as a going concern. If we conclude that a material uncertainty exists, we are required to draw attention in our auditor's report to the related disclosures in the Financial Statements or, if such disclosures are inadequate, to modify our opinion. Our conclusions are based on the audit evidence obtained up to the date of our auditor's report. However, future events or conditions may cause the Company to cease to continue as a going concern.
- Evaluate the overall presentation, structure, and content of the Financial Statements, including the disclosures and whether the Financial Statements represent the underlying transactions and events in a manner that achieves fair presentation.

We communicate with those charged with governance regarding, among other matters, the planned scope and timing of the audit and significant audit findings, including any significant deficiencies in internal control that we identify during our audit.

We also provide those charged with governance with a statement that we have complied with relevant ethical requirements regarding independence, and to communicate with them all relationships and other matters that may reasonably be thought to bear on our independence, and where applicable, related safeguards.

## Report on Other Legal and Regulatory Requirements

1. This Report does not contain a statement on the matters specified in paragraphs 3 and 4 of the Companies (Auditor's Report) Order, 2020 ("the Order"), issued by the Central Government of India in terms of sub-section (11) of section 143 of the Act, as, in our opinion, and according to the information and explanations given to us, the Order is not applicable in case of the company.
2. As required by Section 143(3) of the Act, we report that:
  - (a) We have sought and obtained all the information and explanations which to the best of our knowledge and belief were necessary for the purposes of our audit;
  - (b) In our opinion, proper books of account as required by law have been kept by the Company so far as it appears from our examination of those books;
  - (c) The Balance Sheet, the Statement of Income and Expenditure including the Statement of Other Comprehensive Income, and the Statement of Cash Flow and Statement of Changes in Equity dealt with by this Report are in agreement with the books of account;
  - (d) In our opinion, the aforesaid Financial Statements comply with the Ind AS;
  - (e) On the basis of the written representations received from the directors as on March 31, 2025 taken on record by the Board of Directors, none of the directors are disqualified as on March 31, 2025 from being appointed as a director in terms of Section 164(2) of the Act;

**Registered office:** 2<sup>nd</sup> Floor, B-27 Soami Nagar, New Delhi-110017

**Corporate Office:** Fourth Floor, Iconic Tower, URMI Estate, Ganpat Rao Kadam Marg, Lower Parel, Mumbai - 400013

Ph.: +91 22 4474 3400, email: [info@nangia.com](mailto:info@nangia.com), website: [www.nangia.com](http://www.nangia.com)

LLP Registration NO. AAJ-1379 | (registered with limited liability)

Noida - New Delhi - Gurugram - Mumbai - Bengaluru - Chennai - Pune - Dehradun





# NANGIA & CO LLP

CHARTERED ACCOUNTANTS

- (f) With respect to the adequacy of the internal financial controls over financial reporting of the Company with reference to these Financial Statements and the operating effectiveness of such controls, refer to our separate Report in “Annexure 1” to this report;
- (g) In our opinion, no managerial remuneration was paid/ provided for the year ended March 31, 2025 by the company to its directors in accordance with the provisions of section 197 read with Schedule V to the Act;
- (h) With respect to the other matters to be included in the Auditor’s Report in accordance with Rule 11 of the Companies (Audit and Auditors) Rules, 2014, as amended, in our opinion and to the best of our information and according to the explanations given to us:
  - i. The Company does not have any pending litigations which would impact its financial position - Refer Note 20 to the Financial Statements;
  - ii. The Company did not have any long-term contracts including derivative contracts for which there were any material foreseeable losses;
  - iii. There were no amounts which were required to be transferred to the Investor Education and Protection Fund by the Company;
  - iv. (a) The Management has represented that, to the best of its knowledge and belief, as disclosed in Note 42 to the Financial Statements during the year no funds have been advanced or loaned or invested (either from borrowed funds or share premium or any other sources or kind of funds) by the Company to or in any other person or entity, including foreign entities (“Intermediaries”), with the understanding, whether recorded in writing or otherwise, that the Intermediary shall, directly or indirectly lend or invest in other persons or entities identified in any manner whatsoever by or on behalf of the Company (“Ultimate Beneficiaries”) or provide any guarantee, security or the like on behalf of the Ultimate Beneficiaries.  
  
(b) The Management has represented, that, to the best of its knowledge and belief, as disclosed in Note 42 to the Financial Statements, during the year no funds have been received by the Company from any person or entity, including foreign entities (“Funding Parties”), with the understanding, whether recorded in writing or otherwise, that the Company shall, directly or indirectly, lend or invest in other persons or entities identified in any manner whatsoever by or on behalf of the Funding Party (“Ultimate Beneficiaries”) or provide any guarantee, security or the like on behalf of the Ultimate Beneficiaries.  
  
(c) Based on the audit procedures performed that have been considered reasonable and appropriate in the circumstances, nothing has come to our notice that has caused us to believe that the representations under sub-clause (i) and (ii) of Rule 11(e) as provided under (a) and (b) above, contain any material misstatement.
- v. The Company has not declared or paid any dividend during the year;

Registered office: 2<sup>nd</sup> Floor, B-27 Soami Nagar, New Delhi-110017

Corporate Office: Fourth Floor, Iconic Tower, URMI Estate, Ganpat Rao Kadam Marg, Lower Parel, Mumbai - 400013

Ph.: +91 22 4474 3400, email: [info@nangia.com](mailto:info@nangia.com), website: [www.nangia.com](http://www.nangia.com)

LLP Registration NO. AAJ-1379 | (registered with limited liability)

Noida - New Delhi - Gurugram - Mumbai - Bengaluru - Chennai - Pune - Dehradun





# NANGIA & CO LLP

CHARTERED ACCOUNTANTS

- vi. Based on our examination which included test checks, the company has used an accounting software for maintaining its books of account which has a feature of recording audit trail (edit log) facility and the same has operated throughout the year for all relevant transactions recorded in the software. Further, during the course of our audit we did not come across any instance of audit trail feature being tampered with and the audit trail has been preserved by the Company as per the statutory requirements for record retention.

For Nangia & Co. LLP  
Chartered Accountants  
FRN No. 002391C/N500069

JASPREET  
JASBIR  
SINGH BEDI

Digitally signed by  
JASPREET JASBIR  
SINGH BEDI  
Date: 2025.05.02  
20:21:26 +05'30'

**Jaspreet Singh Bedi**  
Partner  
Membership No.: 601788  
UDIN: 25601788BMKRKF2646


Place: Mumbai  
Date: May 02, 2025

**Registered office:** 2<sup>nd</sup> Floor, B-27 Soami Nagar, New Delhi-110017

**Corporate Office:** Fourth Floor, Iconic Tower, URMI Estate, Ganpat Rao Kadam Marg, Lower Parel, Mumbai - 400013  
Ph.: +91 22 4474 3400, email: [info@nangia.com](mailto:info@nangia.com), website: [www.nangia.com](http://www.nangia.com)

LLP Registration NO. AAJ-1379 | (registered with limited liability)

Noida - New Delhi - Gurugram - Mumbai - Bengaluru - Chennai - Pune - Dehradun



**“ANNEXURE 1” TO THE INDEPENDENT AUDITOR’S REPORT OF EVEN DATE ON THE FINANCIAL STATEMENTS OF EDELGIVE FOUNDATION**

[Referred to in paragraph 2 (f) under ‘Report on Other Legal and Regulatory Requirements’ in the Independent Auditors’ Report of even date to the Members of EdelGive Foundation on the Financial Statements for the year ended March 31, 2025]

**Report on the Internal Financial Controls under Clause (i) of Sub-section 3 of Section 143 of the Companies Act, 2013 (“the Act”)**

**To**  
**The Members of EdelGive Foundation**

We have audited the internal financial controls over financial reporting of EdelGive Foundation (“the Company”) as of March 31, 2025 in conjunction with our audit of the Financial Statements of the Company for the year ended on that date.

**Management’s Responsibility for Internal Financial Controls**

The Company’s management is responsible for establishing and maintaining internal financial controls based on internal control over financial reporting criteria established by the Company considering the essential components of internal control stated in the Guidance Note on Audit of Internal Financial Controls Over Financial Reporting issued by the Institute of Chartered Accountants of India (“ICAI”). These responsibilities include the design, implementation, and maintenance of adequate internal financial controls that were operating effectively for ensuring the orderly and efficient conduct of its business, including adherence to the company’s policies, the safeguarding of its assets, the prevention and detection of frauds and errors, the accuracy and completeness of the accounting records, and the timely preparation of reliable financial information, as required under the Act.

**Auditors’ Responsibility**

Our responsibility is to express an opinion on the Company’s internal financial controls over financial reporting based on our audit. We conducted our audit in accordance with the Guidance Note on Audit of Internal Financial Controls Over Financial Reporting (the “Guidance Note”) and the Standards on Auditing, issued by the Institute of Chartered Accountants of India and deemed to be prescribed under section 143(10) of the Companies Act, 2013, to the extent applicable to an audit of internal financial controls, both applicable to an audit of Internal Financial Controls and, both issued by the ICAI. Those Standards and the Guidance Note require that we comply with ethical requirements and plan and perform the audit to obtain reasonable assurance about whether adequate internal financial controls over financial reporting was established and maintained and if such controls operated effectively in all material respects.

Our audit involves performing procedures to obtain audit evidence about the adequacy of the internal financial controls system over financial reporting and their operating effectiveness. Our audit of internal financial controls over financial reporting included obtaining an understanding of internal financial controls over financial reporting, assessing the risk that a material weakness exists, and testing and evaluating the design and operating effectiveness of internal control based on the assessed risk. The procedures selected depend on the auditor’s judgement, including the assessment of the risks of material misstatement of the Financial Statements, whether due to fraud or error.


**Registered office:** 2<sup>nd</sup> Floor, B-27 Soami Nagar, New Delhi-110017

**Corporate Office:** Fourth Floor, Iconic Tower, URMI Estate, Ganpat Rao Kadam Marg, Lower Parel, Mumbai - 400013

Ph.: +91 22 4474 3400, email: [info@nangia.com](mailto:info@nangia.com), website: [www.nangia.com](http://www.nangia.com)

LLP Registration NO. AAJ-1379 | (registered with limited liability)

**Noida - New Delhi - Gurugram - Mumbai - Bengaluru - Chennai - Pune - Dehradun**



# NANGIA & CO LLP

CHARTERED ACCOUNTANTS

We believe that the audit evidence we have obtained is sufficient and appropriate to provide a basis for our audit opinion on the Company's internal financial controls system over financial reporting.

## Meaning of Internal Financial Controls Over Financial Reporting

A company's internal financial control over financial reporting is a process designed to provide reasonable assurance regarding the reliability of financial reporting and the preparation of Financial Statements for external purposes in accordance with generally accepted accounting principles. A company's internal financial control over financial reporting includes those policies and procedures that (1) pertain to the maintenance of records that, in reasonable detail, accurately and fairly reflect the transactions and dispositions of the assets of the company; (2) provide reasonable assurance that transactions are recorded as necessary to permit preparation of Financial Statements in accordance with generally accepted accounting principles, and that receipts and expenditures of the company are being made only in accordance with authorisations of management and directors of the company; and (3) provide reasonable assurance regarding prevention or timely detection of unauthorised acquisition, use, or disposition of the company's assets that could have a material effect on the Financial Statements.

## Inherent Limitations of Internal Financial Controls Over Financial Reporting

Because of the inherent limitations of internal financial controls over financial reporting, including the possibility of collusion or improper management override of controls, material misstatements due to error or fraud may occur and not be detected. Also, projections of any evaluation of the internal financial controls over financial reporting to future periods are subject to the risk that the internal financial control over financial reporting may become inadequate because of changes in conditions, or that the degree of compliance with the policies or procedures may deteriorate.

## Opinion

In our opinion, the Company has, in all material respects, an adequate internal financial controls system over financial reporting and such internal financial controls over financial reporting were operating effectively as at March 31, 2025 based on the internal control over financial reporting criteria established by the Company considering the essential components of internal control stated in the Guidance Note on Audit of Internal Financial Controls Over Financial Reporting issued by the ICAI.

For Nangia & Co. LLP  
Chartered Accountants  
FRN No. 002391C/N500069

JASPREET Digitally signed by  
JASPREET JASBIR  
JASBIR SINGH BEDI  
SINGH BEDI Date: 2025.05.02  
20:22:07 +05'30'

**Jaspreet Singh Bedi**  
Partner  
Membership No.: 601788  
UDIN: 25601788BMKRKF2646

Place: Mumbai  
Date: May 02, 2025

Registered office: 2<sup>nd</sup> Floor, B-27 Soami Nagar, New Delhi-110017  
Corporate Office: Fourth Floor, Iconic Tower, URMI Estate, Ganpat Rao Kadam Marg, Lower Parel, Mumbai - 400013  
Ph.: +91 22 4474 3400, email: [info@nangia.com](mailto:info@nangia.com), website: [www.nangia.com](http://www.nangia.com)

LLP Registration NO. AAJ-1379 | (registered with limited liability)  
Noida - New Delhi - Gurugram - Mumbai - Bengaluru - Chennai - Pune - Dehradun

# EdelGive Foundation

## Balance Sheet as at 31 March 2025

(Currency: Indian Rupees in Thousands)

	Note	As at 31 March 2025	As at 31 March 2024
<b>ASSETS</b>			
<b>Non-current assets</b>			
(a) Property, Plant and Equipment	2	943.14	509.96
<b>Current assets</b>			
<b>(a) Financial Assets</b>			
(i) Cash and cash equivalents	3	1,71,541.85	1,26,831.09
(ii) Bank balances other than cash and cash equivalents	4	24,230.04	1,06,387.30
(b) Current tax assets	5	884.41	2,087.92
(c) Other current assets	6	2,368.22	135.74
		<b>1,99,024.52</b>	<b>2,35,442.05</b>
<b>TOTAL ASSETS</b>		<b>1,99,967.66</b>	<b>2,35,952.01</b>
<b>EQUITY AND LIABILITIES</b>			
<b>Equity</b>			
(a) Equity share capital	7	100.00	100.00
(b) Corpus Fund		1,04,100.00	1,04,100.00
(c) Other equity	8	42,963.94	43,966.29
		<b>1,47,163.94</b>	<b>1,48,166.29</b>
<b>Liabilities</b>			
<b>Current liabilities</b>			
<b>(a) Financial liabilities</b>			
Trade payables			
(A) Total outstanding dues of micro enterprises and small enterprises	9	-	-
(B) Total outstanding dues to creditors other than micro enterprises and small enterprises		1,862.08	2,223.16
(b) Other current liabilities	10	49,502.51	84,876.68
(c) Provisions	11	1,439.13	685.88
		<b>52,803.72</b>	<b>87,785.72</b>
<b>TOTAL EQUITY AND LIABILITIES</b>		<b>1,99,967.66</b>	<b>2,35,952.01</b>

Material accounting policies and accompanying notes are an integral part of these financial statements 1 to 45

As per our report of even date attached.

For NANGIA & CO LLP  
Chartered Accountants  
ICAI Firm Registration Number: 002391C/N500069

JASPREET Digitally signed by  
JASPREET JASBIR  
JASBIR SINGH BEDI  
SINGH BEDI Date: 2025.05.02  
19:52:02 +05'30'

Jaspreet Singh Bedi  
Partner  
Membership No: 601788

Mumbai  
02 May 2025

For and on behalf of the Board of Directors  
of EdelGive Foundation

VIDYA Digitally signed  
by VIDYA SHAH  
SHAH Date:  
2025.05.02  
18:25:03 +05'30'

Vidya Shah  
Chairperson & Director  
DIN - 00274831

Mumbai  
02 May 2025

NAGHM Digitally signed  
by NAGHMA  
A PARVEZ MULLA  
PARVEZ MULLA Date: 2025.05.02  
17:58:59 +05'30'

Naghma Mulla  
Director  
DIN - 07428351

# EdelGive Foundation

Statement of Income and Expenditure  
for the year ended 31 March 2025  
(Currency: Indian Rupees in Thousands)

	Note	For the year ended 31 March 2025	For the year ended 31 March 2024
<b>I. Revenue from operations</b>			
Donation Mobilized	12	3,57,174.97	5,91,958.20
Interest income	13	12,849.05	16,887.98
<b>Total Revenue from operations</b>		<b>3,70,024.02</b>	<b>6,08,846.18</b>
<b>II. Other income</b>	14	135.69	-
<b>III. Total Income (I +II)</b>		<b>3,70,159.71</b>	<b>6,08,846.18</b>
<b>IV. Expenses</b>			
Funds Deployed	25	2,90,346.53	5,38,978.89
Employee benefits expense	15	42,421.09	22,118.88
Depreciation and amortisation expense	2	591.14	838.88
Other expenses	16	37,956.81	52,238.31
<b>Total expenses</b>		<b>3,71,315.57</b>	<b>6,14,174.96</b>
<b>V (Deficit) for the year ( III - IV)</b>		<b>(1,155.86)</b>	<b>(5,328.78)</b>
<b>Other Comprehensive Income</b>		<b>153.51</b>	<b>(34.10)</b>
<b>Total Comprehensive (Loss)</b>		<b>(1,002.35)</b>	<b>(5,362.88)</b>
<b>Earnings per equity share (Face value of Rs. 10 each):</b>	19		
(1) Basic		(115.59)	(532.88)
(2) Diluted		(115.59)	(532.88)

Material accounting policies and accompanying notes are an integral part of these financial statements 1 to 45

As per our report of even date attached.

For NANGIA & CO LLP  
Chartered Accountants  
ICAI Firm Registration Number: 002391C/N500069

JASPREET Digitally signed by  
JASPREET JASBIR  
JASBIR SINGH SINGH BEDI  
BEDI Date: 2025.05.02  
19:54:32 +05'30'

Jaspreet Singh Bedi  
Partner  
Membership No: 601788

Mumbai  
02 May 2025

For and on behalf of the Board of Directors  
of EdelGive Foundation

VIDYA Digitally signed  
by VIDYA SHAH  
SHAH Date: 2025.05.02  
18:25:31 +05'30'

Vidya Shah  
Chairperson & Director  
DIN - 00274831

Mumbai  
02 May 2025

NAGHMA Digitally signed  
by NAGHMA  
PARVEZ PARVEZ MULLA  
MULLA Date: 2025.05.02  
17:59:28 +05'30'

Naghma Mulla  
Director  
DIN - 07428351

# EdelGive Foundation

Statement of Cash Flow  
for the year ended 31 March 2025  
(Currency: Indian Rupees in Thousands)

	For the year ended 31 March 2025	For the year ended 31 March 2024
<b>A Cash flow from operating activities</b>		
(Deficit) for the year	(1,155.86)	(5,328.78)
<i>Adjustments for:</i>		
Depreciation and amortisation expenses	591.14	838.88
(Profit) / Loss on sale of property, plant and equipment (net)	(0.35)	-
Provision for gratuity and Compensated absences	906.76	(25.01)
Interest income	(12,849.05)	(16,887.98)
<b>Operating cash flow before working capital changes</b>	<b>(12,507.36)</b>	<b>(21,402.89)</b>
<i>Adjustments for:</i>		
Decrease/(increase) in Other current assets	(2,232.48)	1,214.06
Decrease/(increase) in bank balances other than cash and cash equivalents	82,157.26	89,938.04
Increase / (decrease) in trade payables	(361.08)	(2,416.03)
Increase / (decrease) in other current liabilities	(35,374.17)	(89,913.99)
<b>Cash generated from / (used in) Operations</b>	<b>31,682.17</b>	<b>(22,580.81)</b>
Income taxes paid (net of refund)	1,203.51	(1,500.61)
<b>Net cash generated from / (used in) in operating activities - A</b>	<b>32,885.68</b>	<b>(24,081.42)</b>
<b>B Cash flow from investing activities</b>		
(Purchase) / Sale of property, plant and equipment (net)	(1,023.97)	-
Interest received	12,849.05	16,887.98
<b>Net cash generated from investing activities - B</b>	<b>11,825.08</b>	<b>16,887.98</b>
<b>C Cash flow from financing activities</b>		
<b>Net cash (used in)/generated from financing activities - C</b>	<b>-</b>	<b>-</b>
<b>Net (Decrease) / Increase in cash and cash equivalents (A+B)</b>	<b>44,710.76</b>	<b>(7,193.44)</b>
Cash and cash equivalents as at the beginning of the year	1,26,831.09	1,34,024.53
Cash and cash equivalents as at the end of the year	1,71,541.85	1,26,831.09
<b>Components of cash and cash equivalents and reconciliation with the amount reported in the Balance Sheet</b>		
Cash on hand	-	-
Balances with banks		
- in current and savings accounts	1,09,143.23	54,496.97
- in fixed deposits with original maturity less than 3 months	60,000.00	69,000.00
- Accrued interest on fixed deposits	2,398.62	3,334.12
	<b>1,71,541.85</b>	<b>1,26,831.09</b>

## Notes:

- Statement of Cash Flow has been prepared under the indirect method as set out in Ind AS 7 prescribed under the Companies (Indian Accounting Standards) Rules, 2015, as amended under the Companies Act, 2013.

As per our report of even date attached.

For **NANGIA & CO LLP**  
Chartered Accountants  
ICAI Firm Registration Number: 002391C/N500069

JASPREET  
JASBIR SINGH  
BEDI

Digitally signed by  
JASPREET JASBIR SINGH  
BEDI  
Date: 2025.05.02 19:55:47  
+05'30'

Jaspreet Singh Bedi  
Partner  
Membership No: 601788

Mumbai  
02 May 2025

For and on behalf of the Board of Directors  
of EdelGive Foundation

VIDYA  
SHAH

Digitally signed  
by VIDYA SHAH  
Date: 2025.05.02  
18:25:50 +05'30'

NAGHMA  
PARVEZ  
MULLA

Digitally signed  
by NAGHMA  
PARVEZ MULLA  
Date: 2025.05.02  
17:59:49 +05'30'

Vidya Shah  
Chairperson & Director  
DIN - 00274831

Naghma Mulla  
Director  
DIN - 07428351

Mumbai  
02 May 2025

## EdelGive Foundation

Statement of Changes in Equity  
(Currency: Indian Rupees in Thousands)

### A. Equity share capital / Corpus Fund

Particular	Balance at the beginning of the reporting period (1 April 2024)	Changes in equity share capital	Balance at the end of the reporting period (31 March 2025)
Equity	100.00	-	100.00
Corpus Fund	1,04,100.00	-	1,04,100.00
<b>Total</b>	<b>1,04,200.00</b>	<b>-</b>	<b>1,04,200.00</b>

Particular	Balance at the beginning of the reporting period (1 April 2023)	Changes in equity share capital	Balance at the end of the reporting period (31 March 2024)
Equity	100.00	-	100.00
Corpus Fund	1,04,100.00	-	1,04,100.00
<b>Total</b>	<b>1,04,200.00</b>	<b>-</b>	<b>1,04,200.00</b>

### B. Other Equity (Refer note 8)

Particular	Reserves and Surplus
	Retained earnings
<b>Balance as at 1 April 2023</b>	49,329.17
Changes in accounting policy or prior period errors	-
Restated balance at the beginning of the reporting period	-
Total Comprehensive Income / (Loss) for the year	(5,362.88)
Dividends	-
Transfers to / from retained earnings	-
<b>Balance at 31 March 2024</b>	<b>43,966.29</b>
Changes in accounting policy or prior period errors	-
Restated balance at the beginning of the reporting period	-
Total Comprehensive Income / (Loss) for the year	(1,002.35)
Dividends	-
Transfers to / from retained earnings	-
<b>Balance as at 31 March 2025</b>	<b>42,963.94</b>

Material accounting policies and accompanying notes are an integral part of these financial statements 1 to 45

As per our report of even date attached.

For NANGIA & CO LLP  
Chartered Accountants  
ICAI Firm Registration Number: 002391C/N500069

JASPREET Digitally signed by  
JASBIR SINGH JASPREET JASBIR SINGH  
BEDI BEDI  
BEDI Date: 2025.05.02 19:56:44  
+05'30'

Jaspreet Singh Bedi  
Partner  
Membership No: 601788

Mumbai  
02 May 2025

For and on behalf of the Board of Directors  
of EdelGive Foundation

VIDYA Digitally signed  
SHAH by VIDYA SHAH  
Date: 2025.05.02  
18:26:12 +05'30'

Vidya Shah  
Chairperson & Director  
DIN - 00274831

Mumbai  
02 May 2025

NAGHMA Digitally signed  
PARVEZ by NAGHMA  
MULLA PARVEZ MULLA  
Date: 2025.05.02  
18:00:07 +05'30'

Naghma Mulla  
Director  
DIN - 07428351

## **EdelGive Foundation**

### **Notes to the financial statement for the year ended 31 March 2025**

#### **1. 1.1. Corporate information**

EdelGive Foundation ('the Company') is incorporated on May 29, 2008, as non-profit company under Section 25 of the Companies Act, 1956 (presently referred as Section 8 of the Companies Act, 2013). The Company is a subsidiary of Edelweiss Financial Services Limited.

The Company's primary focus is in the areas of education, women empowerment and livelihood by building sustainable organisations that promotes social growth and innovation.

#### **1.2 Basis of preparation:**

The financial statements of the Company have been prepared in accordance with Indian Accounting Standards (Ind AS) notified under the Companies (Indian Accounting Standards) Rules, 2015 (as amended from time to time). The company has prepared financials in accordance with the recognition and measurement principles as laid down in IndAS, prescribed under Section 133 of the Companies Act 2013 ('the Act') read with relevant rules issued thereunder and the other accounting principles generally accepted in India.

These financial statements have been prepared on a historical cost basis, except for certain instruments such as financial assets and Financial Liabilities measured at FVTPL which have been measured at Fair Value. The financial statements are presented in Indian Rupees (INR)

#### **1.3 Presentation of financial statements**

The Company presents its balance sheet in order of liquidity in compliance with the Division II of the Schedule III to the Companies Act, 2013.

Financial assets and financial liabilities are generally reported gross in the balance sheet. They are only offset and reported net when, in addition to having an unconditional legally enforceable right to offset the recognised amounts without being contingent on a future event, the parties also intend to settle on a net basis in all of the following circumstances:

- The normal course of business
- The event of default
- The event of insolvency or bankruptcy of the Company and or its counterparties

All assets and liabilities are classified into current and non-current.

#### **Assets**

An asset is classified as current when it is expected to be realized in, or is intended for sale or consumption in, the company's normal operating cycle or it is held primarily for the purpose of being traded or it is expected to be realized within 12 months after the reporting date or it is cash or cash equivalent unless it is restricted from being exchanged or expected to be used to settle a liability for at least 12 months after the reporting date. Current assets include the current portion of non-current assets. All other assets are classified as non-current.

## EdelGive Foundation

### Notes to the financial statement for the year ended 31 March 2025

#### Liabilities

A liability is classified as current when it is expected to be settled in the company's normal operating cycle or it is held primarily for the purpose of being traded or it is due to be settled within 12 months after the reporting date or the company does not have an unconditional right to defer settlement of the liability for at least 12 months after the reporting date. Terms of the liability that could, at the option of the counterparty, result in its settlement by the issue of equity instruments do not affect its classification. Current liabilities include current portion of non-current liabilities. All other liabilities are classified as non-current.

#### 1.4 Material accounting policies

##### 1.4.1. Recognition of Receipts and interest income

###### 1.4.1.1 Donation mobilized

Donations/grants received are recognized on

###### 1. General Donations

General Donations are recognized as income in the year of receipt in the statement of Income and Expenditure

###### 2. Specific Donations

Amounts received with a specific direction from donors towards a particular project for more than a financial year is recognized as income, only to the extent of cost incurred in that financial year and balance is recorded as liability.

###### 3. Corpus Donation:

Amounts received with a specific direction from donors that such amounts shall form a part of Corpus of the Company are credited as Corpus Fund and disclosed as a liability in Balance Sheet.

###### 1.4.1.2 Interest income

Interest income is recognized on a time proportion basis taking into account, the amount outstanding and the rate applicable.

##### 1.4.2 Financial instruments

###### 1.4.2.1 Date of recognition:

Financial Assets and liabilities are initially recognised at Trade date i.e. the date that company becomes a party to the contractual provisions of the instrument. This includes regular way trades; purchases or sales of financial assets that require delivery of assets within the time frame generally established by regulation or convention in the market place.

###### 1.4.2.2 Initial measurement of financial instruments:

Financial assets and financial liabilities are initially measured at fair value. Transaction costs that are directly attributable to the acquisition or issue of financial assets and

## **EdelGive Foundation**

### **Notes to the financial statement for the year ended 31 March 2025**

financial liabilities (other than financial assets and financial liabilities at fair value through profit or loss) are added to or deducted from the fair value of the financial assets or financial liabilities, as appropriate, on initial recognition. Transaction costs directly attributable to the acquisition of financial assets or financial liabilities at fair value through profit or loss are recognised immediately in profit or loss.

#### **1.4.2.3 Day 1 profit and loss:**

When the transaction price of the financial instrument differs from the fair value at origination and the fair value is based on a valuation technique using only inputs observable in market transactions, the Company recognises the difference between the transaction price and fair value in net gain on fair value changes. In those cases where fair value is based on models for which some of the inputs are not observable, the difference between the transaction price and the fair value is deferred and is only recognised in profit or loss when the inputs become observable, or when the instrument is derecognised.

#### **1.4.2.4 Classification & measurement categories of financial assets and liabilities:**

The Company classifies all of its financial assets based on the business model for managing the assets and the asset's contractual terms, measured at either:

##### **Financial assets carried at amortised cost (AC)**

A financial asset is measured at amortised cost if it is held within a business model whose objective is to hold the asset in order to collect contractual cash flows and the contractual terms of the financial asset give rise on specified dates to cash flows that are solely payments of principal and interest on the principal amount outstanding. The changes in carrying value of financial assets is recognised in profit and loss account.

##### **Financial assets at fair value through other comprehensive income (FVTOCI)**

A financial asset is measured at FVTOCI if it is held within a business model whose objective is achieved by both collecting contractual cash flows and selling financial assets and the contractual terms of the financial asset give rise on specified dates to cash flows that are solely payments of principal and interest on the principal amount outstanding. The changes in fair value of financial assets is recognised in Other Comprehensive Income.

##### **Financial assets at fair value through profit or loss (FVTPL)**

A financial asset which is not classified in any of the above categories are measured at FVTPL. The Company measures all financial assets classified as FVTPL at fair value at each reporting date. The changes in fair value of financial assets is recognised in Profit and loss account.

#### **1.4.3 Financial assets and liabilities:**

##### **1.4.3.1 Amortized cost**

The amortised cost of a financial asset is the amount at which the financial asset is measured at initial recognition minus the principal repayments, plus the cumulative amortisation using the effective interest method of any difference between that initial amount and the maturity amount, adjusted for any loss allowance. On the other hand,

## EdelGive Foundation

### Notes to the financial statement for the year ended 31 March 2025

the gross carrying amount of a financial asset is the amortised cost of a financial asset before adjusting for any loss allowance.

#### 1.4.3.2 Financial assets at fair value through profit or loss:

Financial assets in this category are those that are not held for trading and have been either designated by management upon initial recognition or are mandatorily required to be measured at fair value under Ind AS 109. Management only designates an instrument at FVTPL upon initial recognition when one of the following criteria are met. Such designation is determined on an instrument-by-instrument basis.

The designation eliminates, or significantly reduces, the inconsistent treatment that would otherwise arise from measuring the assets or liabilities or recognising gains or losses on them on a different basis; or

Financial assets at FVTPL are recorded in the balance sheet at fair value. Changes in fair value are recorded in statement of income and expenditure with the exception of movements in fair value of liabilities designated at FVTPL due to changes in the Company's own credit risk. Such changes in fair value are recorded in the own credit reserve through OCI and do not get recycled to the profit or loss. Interest earned or incurred on instruments designated at FVTPL is accrued in interest income or finance cost, respectively, using the EIR, taking into account any discount/ premium and qualifying transaction costs being an integral part of instrument. Interest earned on assets mandatorily required to be measured at FVTPL is recorded using contractual interest rate.

#### 1.4.4 Reclassification of financial assets and liabilities:

The Company does not reclassify its financial assets subsequent to their initial recognition, apart from the exceptional circumstances in which the Company acquires, disposes of, or terminates a business line. The Company didn't reclassify any of its financial assets or liabilities in current period and previous period.

##### 1.4.4.1 Recognition of financial assets and liabilities

Financial Assets and liabilities are initially recognised at Trade date i.e. the date that company becomes a party to the contractual provisions of the instrument. This includes regular way trades; purchases or sales of financial assets that require delivery of assets within the time frame generally established by regulation or convention in the market place.

##### 1.4.4.2 Derecognition of financial assets and liabilities

A transfer only qualifies for derecognition if either:

- The Company has transferred substantially all the risks and rewards of the assets; or
- The Company has neither transferred nor retained substantially all the risks and rewards of the asset, but has transferred control of the asset

The Company considers control to be transferred if and only if, the transferee has the practical ability to sell the asset in its entirety to an unrelated third party and is able to exercise that ability unilaterally and without imposing additional restrictions of the transfer.

## **EdelGive Foundation**

### **Notes to the financial statement for the year ended 31 March 2025**

#### **1.4.5 Impairment of financial assets:**

The Company records provisions based on expected credit loss model (“ECL”) on all loans, other debt financial assets measured at amortised cost together with undrawn loan commitment and financial guarantee contracts, in this section all referred to as “Financial instrument”. Equity instruments are not subject to impairment.

ECL is a probability of weighted estimate of credit losses. A credit loss is the difference between the cash flows that are due to an entity in accordance with the contract and the cash flows that the entity expects to receive discounted at the original effective interest rate. Because ECL consider the amount and timing of payments, a credit loss arises even if the entity expects to be paid in full but later than when contractually due.

#### **Simplified approach**

The Company follows ‘simplified approach’ for recognition of impairment loss allowance on trade receivables. The application of simplified approach does not require the Company to track changes in credit risk. Rather, it recognises impairment loss allowance based on lifetime ECLs at each reporting date, right from its initial recognition. The Company uses a provision matrix to determine impairment loss allowance on portfolio of its receivables. The provision matrix is based on its historically observed default rates over the expected life of the receivables. However, if receivables contain a significant financing component, the Company chooses as its accounting policy to measure the loss allowance by applying general approach to measure ECL.

#### **1.4.6. Write-offs:**

Financial assets are written off either partially or in their entirety only when the Company has no reasonable expectation of recovery.

#### **1.4.7 Determination of fair value:**

The Company measures financial instruments, such as, derivatives at fair value at each reporting date. Fair value is the price that would be received to sell an asset or paid to transfer a liability in an orderly transaction between market participants at the measurement date. The fair value measurement is based on the presumption that the transaction to sell the asset or transfer the liability takes place either:

- In the principal market for the asset or liability, or
- In the absence of a principal market, in the most advantageous market for the asset or liability.

The principal or the most advantageous market must be accessible by the Company.

The fair value of an asset or a liability is measured using the assumptions that market participants would use when pricing the asset or liability, assuming that market participants act in their economic best interest. A fair value measurement of a non-financial asset takes into account a market participant’s ability to generate economic benefits by using the asset in its highest and best use or by selling it to another market participant that would use the asset in its highest and best use. The Company uses valuation techniques that are appropriate in the circumstances and for which sufficient data are available to measure fair value, maximising the use of relevant observable inputs and minimising the use of unobservable inputs. In order to show how fair values

## **EdelGive Foundation**

### **Notes to the financial statement for the year ended 31 March 2025**

have been derived, financial instruments are classified based on a hierarchy of valuation techniques, as summarised below:

#### **Level 1 financial instruments:**

Those where the inputs used in the valuation are unadjusted quoted prices from active markets for identical assets or liabilities that the Company has access to at the measurement date. The Company considers markets as active only if there are sufficient trading activities with regards to the volume and liquidity of the identical assets or liabilities and when there are binding and exercisable price quotes available on the balance sheet date.

#### **Level 2 financial instruments:**

Those where the inputs that are used for valuation and are significant, are derived from directly or indirectly observable market data available over the entire period of the instrument's life.

#### **Level 3 financial instruments:**

Those that include one or more unobservable input that is significant to the measurement as whole.

For assets and liabilities that are recognised in the financial statements on a recurring basis, the Company determines whether transfers have occurred between levels in the hierarchy by re-assessing categorization (based on the lowest level input that is significant to the fair value measurement as a whole) at the end of each reporting period. The Company periodically reviews its valuation techniques including the adopted methodologies and model calibrations.

Therefore, the Company applies various techniques to estimate the credit risk associated with its financial instruments measured at fair value, which include a portfolio-based approach that estimates the expected net exposure per counterparty over the full lifetime of the individual assets, in order to reflect the credit risk of the individual counterparties for non-collateralised financial instruments.

The Company evaluates the levelling at each reporting period on an instrument-by-instrument basis and reclassifies instruments when necessary based on the facts at the end of the reporting period.

#### **1.4.8 Earnings per share**

Basic earnings per share is computed by dividing the net surplus after tax attributable to the equity shareholders for the year by the weighted average number of equity shares outstanding for the year.

Diluted earnings per share reflect the potential dilution that could occur if securities or other contracts to issue equity shares were exercised or converted during the year. Diluted earnings per share is computed by dividing the net surplus after tax attributable to the equity shareholders for the year by weighted average number of equity shares considered for deriving basic earnings per share and weighted average number of equity shares that could have been issued upon conversion of all potential equity shares. Except when the shares are anti dilutive.

## **EdelGive Foundation**

### **Notes to the financial statement for the year ended 31 March 2025**

#### **1.4.9 Foreign currency transaction:**

The Standalone Financial Statements are presented in Indian Rupees which is also functional currency of the Company. Transactions in currencies other than Indian Rupees (i.e. foreign currencies) are recognised at the rates of exchange prevailing at the dates of the transactions. At the end of each reporting period, monetary items denominated in foreign currencies are retranslated at the rates prevailing at that date. Non-monetary items carried at fair value that are denominated in foreign currencies are retranslated at the rates prevailing at the date when the fair value was determined. Non-monetary items that are measured in terms of historical cost in a foreign currency are not retranslated.

Exchange differences on monetary items are recognised in statement of surplus and deficit in the period in which they arise.

#### **1.4.10 Retirement and other employee benefit:**

##### **1.4.10.1 Short term benefit plan:**

Short term employee benefits are charged to income and expenditure account at the undiscounted amount in the year in which the related services are rendered.

##### **1.4.10.2 Long term benefit plan -Provident fund and national pension scheme:**

The Company contributes to a recognised provident fund and national pension scheme which is a defined contribution scheme. The contributions are accounted for on an accrual basis and recognised in the statement of surplus and deficit.

##### **1.4.10.3 Defined benefit plan - Gratuity:**

The Company's gratuity scheme is a defined benefit plan. The Company's net obligation in respect of the gratuity benefit scheme is calculated by estimating the amount of future benefit that the employees have earned in return for their service in the current and prior periods, that benefit is discounted to determine its present value, and the fair value of any plan assets, if any, is deducted. The present value of the obligation under such benefit plan is determined based on independent actuarial valuation using the Projected Unit Credit Method.

Re-measurement, comprising of actuarial gains and losses, the effect of the asset ceiling, excluding amounts included in net interest on the net defined benefit liability and the return on plan assets (excluding amounts included in net interest on the net defined benefit liability), are recognised immediately in the balance sheet with a corresponding debit or credit to retained earnings through OCI in the period in which they occur.

Remeasurement are not reclassified to profit or loss in subsequent periods.

##### **1.4.10.4 Other long term defined benefit plan - Compensated absences:**

The eligible employees of the Company are permitted to carry forward certain number of their annual leave entitlement to subsequent years, subject to a ceiling. The Company recognises the charge in the statement of surplus and deficit and corresponding liability on such non-vesting accumulated leave entitlement based on a valuation by an independent actuary. The cost of providing annual leave benefits is determined using the projected unit credit method.

## EdelGive Foundation

### Notes to the financial statement for the year ended 31 March 2025

#### 1.4.11 Property, plant and equipment:

##### Recognition and measurement

Property, plant and equipment are stated at cost less accumulated depreciation and impairment losses, if any. The cost of an item property, plant and equipment comprises of purchase price and any attributable cost such as duties, non refundable taxes, freight, borrowing costs, erection and commissioning expenses incurred in bringing the assets to its working condition for its intended use.

##### De-recognition

An item of property, plant and equipment is derecognised upon disposal or when no future economic benefits are expected to arise from the continued use of the asset. Any gain or loss arising on the disposal or retirement of an item of property, plant and equipment is determined as the difference between the sales proceeds and the carrying amount of the asset and is recognized in the statement of Income and expenditure. Depreciation is recognised so as to write off the cost of assets (other than freehold land and properties under construction) less their residual values over their useful lives. Depreciation is provided on a written down value basis from the date the asset is ready for its intended use or put to use whichever is earlier. In respect of assets sold, depreciation is provided upto the date of disposal.

As per the requirement of Schedule II of the Companies Act, 2013, the Company has evaluated the useful lives of the respective fixed assets which are as per the provisions of Part C of the Schedule II for calculating the depreciation. The estimated useful lives of the fixed assets are as follows:

Nature of assets	Estimated useful lives
Computers - End user devices, such as desktops, laptops, etc.	3 years
Furniture and Fixtures	10 years

#### 1.4.12 Impairment of non-financial assets:

The Company assesses at each balance sheet date whether there is any indication that an asset may be impaired based on internal/external factors. If any such indication exists, the Company estimates the recoverable amount of the asset. If such recoverable amount of the asset or the recoverable amount of cash generating unit which the asset belongs to is less than its carrying amount, the carrying amount is reduced to its recoverable amount. The reduction is treated as an impairment loss and is recognized in the statement of surplus and deficit. If at the balance sheet date there is an indication that a previously assessed impairment loss no longer exists, the recoverable amount is reassessed, and the asset is reflected at the recoverable amount subject to a maximum of the depreciable historical cost.

#### 1.4.13 Provisions and other contingent liabilities:

Provisions are recognised when the Company has a present obligation (legal or constructive) as a result of a past event, it is probable that the Company will be required to settle the obligation, and a reliable estimate can be made of the amount of the obligation. If the effect of the time value of money is material, provisions are determined by discounting the expected future cash flows to net present value using an appropriate pre-tax discount rate that reflects current market assessments of the time value of money and, where appropriate, the risks specific to the liability.

## **EdelGive Foundation**

### **Notes to the financial statement for the year ended 31 March 2025**

A present obligation that arises from past events, where it is either not probable that an outflow of resources will be required to settle or a reliable estimate of the amount cannot be made, is disclosed as a contingent liability. Contingent liabilities are also disclosed when there is a possible obligation arising from past events, the existence of which will be confirmed only by the occurrence or non-occurrence of one or more uncertain future events not wholly within the control of the Company. Claims against the Company, where the possibility of any outflow of resources in settlement is remote, are not disclosed as contingent liabilities.

Contingent assets are not recognised in the financial statements since this may result in the recognition of income that may never be realised. However, when the realisation of income is virtually certain, then the related asset is not a contingent asset and is recognised.

#### **1.4.14 Cash and cash equivalents:**

Cash and cash equivalent in the balance sheet comprise cash at banks and on hand and short-term deposits with an original maturity of three months or less.

#### **1.5 Significant accounting judgements, estimates and assumptions :**

In the application of the Company's accounting policies, the management is required to make judgements, estimates and assumptions about the carrying amounts of assets and liabilities that are not readily apparent from other sources. The estimates and associated assumptions are based on historical experience and other factors that are considered to be relevant. Actual results may differ from these estimates.

The estimates and underlying assumptions are reviewed on an ongoing basis. Revisions to accounting estimates are recognised in the period in which the estimate is revised if the revision affects only that period, or in the period of the revision and future periods if the revision affects both current and future periods.

##### **Critical judgements in applying accounting policies:**

The following are the critical judgements, apart from those involving estimations, that the management has made in the process of applying the Company's accounting policies and that have the most significant effect on the amounts recognised in the financial statements.

##### **1.5.1 Provisions and contingent liabilities:**

The Company operates in a regulatory and legal environment that, by nature, has a heightened element of litigation risk inherent to its operations. As a result, it is involved in various litigation, arbitration and regulatory investigations and proceedings in the ordinary course of its business

When the Company can reliably measure the outflow of economic benefits in relation to a specific case and considers such outflows to be probable, the Company records a provision against the case. Where the probability of outflow is considered to be remote, or probable, but a reliable estimate cannot be made, a contingent liability is disclosed.

Given the subjectivity and uncertainty of determining the probability and amount of losses, the Company takes into account a number of factors including legal advice, the

## **EdelGive Foundation**

### **Notes to the financial statement for the year ended 31 March 2025**

stage of the matter and historical evidence from similar incidents. Significant judgement is required to conclude on these estimates.

#### **1.5.2 Impairment of Non-Financial assets:**

The Company assesses at each reporting date whether there is an indication that an asset may be impaired. If any indication exists, the company estimates the asset's recoverable amount. An asset's recoverable amount is higher of an asset's fair value less cost of disposal and its value in use. Where the carrying amount exceeds its recoverable amount, the asset is considered impaired and is written down to its recoverable amount.

#### **1.5.3 Provisions for Income Taxes:**

Provision for current tax has not been made in the books of accounts in view of the exemption of income of the Company under Section 11 read with Section 2(15) of the Income Tax Act, 1961.

#### **1.6 Standards issued but not yet effective:**

There are no new standard or amendment issued but not effective.

**EdelGive Foundation**

Notes to the financial statements (Continued)

(Currency: Indian Rupees in Thousands)

**2. Property, Plant and Equipment**

Description of Assets	Gross Block					Accumulated Depreciation and Impairment				Net Block As at 31 March 2025	
	As at 01 April 2024	Additions during the year	Acquisitions through business combinations	Disposals during the year	Other adjustments (as applicable)	As at 01 April 2024	Impairment losses / (reversals)	Charge for the year	Disposals during the year		Other adjustments (as applicable)
Property, Plant and Equipment											
Furniture and Fixtures	22.28	-	-	-	-	15.98	-	1.63	-	-	17.61
Computers	2,516.02	1,052.67	-	407.69	-	2,012.37	-	589.51	379.34	-	2,222.54
<b>Total</b>	<b>2,538.30</b>	<b>1,052.67</b>	<b>-</b>	<b>407.69</b>	<b>-</b>	<b>2,028.35</b>	<b>-</b>	<b>591.14</b>	<b>379.34</b>	<b>-</b>	<b>2,240.15</b>

Description of Assets	Gross Block					Accumulated Depreciation and Impairment				Net Block As at 31 March 2024	
	As at 01 April 2023	Additions during the year	Acquisitions through business combinations	Disposals during the year	Other adjustments (as applicable)	As at 01 April 2023	Impairment losses / (reversals)	Charge for the year	Disposals during the year		Other adjustments (as applicable)
Property, Plant and Equipment											
Furniture and Fixtures	22.28	-	-	-	-	15.78	-	2.20	-	-	15.98
Computers	2,516.02	-	-	-	-	1,175.69	-	836.68	-	-	2,012.37
<b>Total</b>	<b>2,538.30</b>	<b>-</b>	<b>-</b>	<b>-</b>	<b>-</b>	<b>1,190.47</b>	<b>-</b>	<b>838.88</b>	<b>-</b>	<b>-</b>	<b>2,028.35</b>

## EdelGive Foundation

Notes to the financial statements (Continued)

(Currency: Indian Rupees in Thousands)

	As at 31 March 2025	As at 31 March 2024
<b>3 Cash and cash equivalents</b>		
<b>Cash in hand</b>	-	-
<b>Balances with banks</b>		
- in Savings & current accounts	1,09,143.23	54,496.97
- in fixed deposits with original maturity less than 3 months	60,000.00	69,000.00
- Accrued interest on fixed deposits	2,398.62	3,334.12
	<u>1,71,541.85</u>	<u>1,26,831.09</u>
<b>4 Bank balance other than cash and cash equivalents</b> (Original Maturity more than 3 months)		
- Fixed Deposits with Bank	23,600.00	1,05,100.00
- Accrued interest on fixed deposits	630.04	1,287.30
	<u>24,230.04</u>	<u>1,06,387.30</u>
<b>5 Current tax assets</b>		
Tax deducted at source	884.41	2,087.92
	<u>884.41</u>	<u>2,087.92</u>
<b>6 Other current assets</b> (Unsecured Considered good, unless stated otherwise)		
Prepaid expenses	1,562.78	128.10
Vendor Advances	439.44	0.19
Other Receivables	366.00	7.45
	<u>2,368.22</u>	<u>135.74</u>

## EdelGive Foundation

### Notes to the financial statements (Continued)

(Currency: Indian Rupees in Thousands)

	As at 31 March 2025	As at 31 March 2024
<b>7 Equity share capital</b>		
<b>Authorised :</b>		
2,000,000 (Previous year: 2,000,000) Equity Shares of Rs. 10 each.	20,000.00	20,000.00
	<u>20,000.00</u>	<u>20,000.00</u>
<b>Issued, Subscribed and Paid up:</b>		
10,000 (Previous year: 10,000) Equity Shares of Rs.10 each, fully paid up	100.00	100.00
	<u>100.00</u>	<u>100.00</u>
<b>a. Movement in share capital :</b>		
	<b>31 March 2025</b>	<b>31 March 2024</b>
	No of shares      Amount	No of shares      Amount
Outstanding at the beginning of the year	10,000      100.00	10,000      100.00
Shares issued during the year	-      -	-      -
Outstanding at the end of the year	<u>10,000      100.00</u>	<u>10,000      100.00</u>
<b>b. Terms/rights attached to equity shares :</b>		
The Company has only one class of equity shares having a par value of Rs. 10 each. Each holder of equity shares is entitled to one vote per share held. As per clause " X " of Memorandum of association (MOA), if upon a winding-up or dissolution of the Company, there remains, after the satisfaction of all the debts and liabilities any property whatsoever, the same shall not be distributed amongst the member of the Company but shall be given or transferred to such other company having objects similar to the object of this Company, to be determined by the members of the Company at or		
<b>c. Details of shares held by shareholders holding more than 5% of the aggregate shares in the Company</b>		
	<b>31 March 2025</b>	<b>31 March 2024</b>
	No of shares      %	No of shares      %
Equity Shares		
Edelweiss Financial Services Limited, Holding company and its nominee	10,000      100%	10,000      100%
	<u>10,000      100%</u>	<u>10,000      100%</u>
<b>d. Details of shares held by promoters in the company</b>		
	<b>31 March 2025</b>	<b>% changed during the year</b>
	No of shares      % of total shares	
Edelweiss Financial Services Limited	10,000      100%	-
	<b>31 March 2024</b>	<b>% changed during the year</b>
	No of shares      % of total shares	
Edelweiss Financial Services Limited	10,000      100%	-
<b>8 Other Equity</b>	<b>31 March 2025</b>	<b>31 March 2024</b>
<b>Retained earnings</b>	<b>42,963.94</b>	<b>43,966.29</b>
<b>Total</b>	<u><b>42,963.94</b></u>	<u><b>43,966.29</b></u>

#### Note :

##### 1. Retained Earnings

It represents the amount of accumulated surplus & deficit and Other Comprehensive Income of the company over the year



## EdelGive Foundation

Notes to the financial statements (Continued)

(Currency: Indian Rupees in Thousands)

	<u>for the year ended</u> <u>31 March 2025</u>	<u>for the year ended</u> <u>31 March 2024</u>
<b>12 Donation Mobilized</b>	<b>3,57,174.97</b>	<b>5,91,958.20</b>
	<u><u>3,57,174.97</u></u>	<u><u>5,91,958.20</u></u>
<b>13 Interest Income</b>		
On Fixed deposits	8,844.10	12,545.92
On Others	4,004.95	4,342.06
<b>Total</b>	<u><u>12,849.05</u></u>	<u><u>16,887.98</u></u>
<b>14 Other Income</b>		
Interest on income tax refund	135.69	-
<b>Total</b>	<u><u>135.69</u></u>	<u><u>-</u></u>

## EdelGive Foundation

### Notes to the financial statements (Continued)

(Currency: Indian Rupees in Thousands)

	for the year ended 31 March 2025	for the year ended 31 March 2024
<b>15 Employee benefit expenses</b>		
Salaries and wages	39,893.53	20,825.80
Contribution to provident and other funds	2,523.71	1,293.08
Expense on Employee Stock Appreciation Rights	3.85	-
	<b>42,421.09</b>	<b>22,118.88</b>
<b>16 Other expenses</b>		
Legal and professional fees	12,517.44	15,511.70
Travelling and conveyance	9,346.15	7,955.75
Computer expenses	9,304.90	12,928.73
Rent	1,679.90	1,460.07
Seminar & conference expenses	1,274.01	11,001.22
Office expenses	1,089.31	1,414.95
Goods & Service tax expenses	949.68	1,034.74
Membership and subscription	888.34	145.74
Auditors' remuneration ( <i>refer note 16(a) below</i> )	618.14	643.24
Printing and stationery	223.71	142.17
Rates and taxes	65.59	-
Loss on sale of Property, Plant and Equipment	(0.35)	-
	<b>37,956.81</b>	<b>52,238.31</b>
<b>16(a) Auditors' remuneration:</b>		
Statutory Audit Fees	236.00	236.00
Limited Review Fees	354.00	383.50
Out of Pocket Expenses	28.14	23.74
	<b>618.14</b>	<b>643.24</b>

## EdelGive Foundation

### Notes to the financial statements (Continued)

(Currency: Indian Rupees in thousands)

#### 17 Segment reporting

The primary focus of the Company is to achieve impact in the areas of education, women empowerment and livelihood by building sustainable organisations that promotes societal growth and innovation. Its core functioning is to identify promising social entrepreneurs and Non Governmental Organizations for the said purpose. The Company is hence, not considered to be operating in any business segment. Since the activities of the Company are primarily concentrated in one area in India, the Company is considered to operate only in the domestic segment and therefore there is no reportable geographic segment.

#### 18 Disclosure of Related parties

##### i. List of related parties and relationship:

<b>Name of related parties by whom control is exercised :</b>	
<b>Holding Company</b>	Edelweiss Financial Services Limited
<b>Fellow Subsidiaries</b> <i>(with whom transactions have taken place)</i>	Edelweiss Asset Reconstruction Company Limited Edelweiss Asset Management Limited Edelweiss Securities And Investments Private Limited Edelweiss Rural & Corporate Services Limited Nido Home Finance Limited Edelweiss Retail Finance Limited EAAA India Alternative Advisors Limited (formerly known as Edelweiss Alternative Asset Advisors Limited) Allium Corporate Services Private Limited (formerly known as Allium Finance Private Limited) Sekura India Management Limited Edelweiss Life Insurance Company Limited
<b>Key Managerial Personnel / Close Members of Key Management Personnel</b>	Ms. Vidya Rashes Shah Mr. Rashes Shah Ms. Rati Forbes Mr. Kunal K Shroff Forbes Foundation Ms. Naghma Mulla

##### ii. Transactions with related parties :

Sr. No.	Nature of Transaction	Related Party Name	31 March 2025	31 March 2024
1	Donations mobilized	Edelweiss Financial Services Limited	83,000.00	1,25,000.00
		Edelweiss Asset Reconstruction Company Limited	1,03,000.00	74,000.00
		Nido Home Finance Limited	4,000.00	2,264.49
		Edelweiss Retail Finance Limited	2,570.00	4,950.00
		Edelweiss Securities and Investments Private Limited	1,310.00	8,625.00
		Allium Corporate Services Private Limited (formerly known as Allium Finance Private Limited)	3,505.00	3,500.00
		Edelweiss Asset Management Limited	5,050.00	2,900.00
		Edel Investments Limited	-	27.27
		EAAA India Alternative Advisors Limited (formerly known as Edelweiss Alternative Asset Advisors Limited)	10,000.00	4,800.00
		Nuvama Wealth Finance Limited	-	11,147.50
		Nuvama Clearing Services Limited	-	22,082.50
		Nuvama Wealth and Investment Limited	-	21,720.00
		Ms. Vidya Rashes Shah	-	15,500.00
		Mr. Rashes Shah	27,500.00	58,000.00
		Forbes Foundation	-	1,000.00

## EdelGive Foundation

Notes to the financial statements (Continued)  
(Currency: Indian Rupees in thousands)

### 18 Disclosure of Related parties (Continued)

Sr. No.	Nature of Transaction	Related Party Name	2024-2025	2023-2024
1	Reimbursement paid	Edelweiss Rural & Corporate Services Limited	502.77	1,858.49
2	Cost sharing expenses	Edelweiss Rural & Corporate Services Limited	7,512.16	8,369.24
3	Rent paid	Edelweiss Rural & Corporate Services Limited	1,588.15	1,460.07
		Edelweiss Life Insurance Company Limited	91.76	-
4	Sale of property, plant and equipment	Allium Finance Private Limited	33.86	-
5	Insurance Expenses Paid	Zuno General Insurance Limited	543.67	-
		Edelweiss Life Insurance Company Limited	219.02	-
6	Expense on Employee Stock Appreciation Rights	Edelweiss Financial Services Limited	3.85	-
<b>Balances with related Parties</b>				
1	Trade payables	Edelweiss Rural & Corporate Services Limited	206.48	619.78
2	Reimbursement payable	Edelweiss Rural & Corporate Services Limited	-	970.35
3	Statutory Payable	Sekura India Management Limited	-	5.00
		Edelweiss Financial Services Limited	3.85	-
4	Statutory Receivable	Sekura India Management Limited	366.00	-

### 19 Earnings per share

The computation of earnings per share is set out below.

Particulars	2024-2025	2023-2024
a) Surplus / (deficit) for the year (as per statement of Income and Expenditure)	(1,155.86)	(5,328.78)
b) Calculation of weighted average number of Equity Shares of Rs.10 each:		
- Number of equity shares outstanding at the beginning of the year	10,000	10,000
- Number of equity shares issued during the year	-	-
Total number of equity shares outstanding at the end of the year	10,000	10,000
Weighted average number of equity shares outstanding during the year	10,000	10,000
Basic and diluted earnings per share (in Rupees) (a/b)	(0.12)	(0.53)

The basic and diluted earnings per share are the same as there are no dilutive/ potential equity shares issued by the Company.

### 20 Contingent liabilities and commitments

#### (a) Contingent liabilities

The Company has no contingent Liabilities as at balance sheet date. (Previous year Rs. Nil)

#### (b) Capital Commitments

The company has Rs. Nil capital commitments as at the balance sheet date ( Previous year : Rs Nil)

#### (c) Litigation

The company has no litigations as at the balance sheet date ( Previous year : Rs Nil)

21 The Company is a wholly owned subsidiary of Edelweiss Financial Services Limited. It has been set to play an active role towards Corporate Social Responsibility. In order to support the endeavour of the Company a part of the salary, rent and certain other expenses pertaining to the Company have been incurred by the Holding Company.

### 22 Trade Payable

(I) There are Rs. NIL (Previous year: Rs. NIL) dues payable to "Suppliers" registered under the Micro, Small and Medium Enterprises Development Act, 2006. No interest has been paid / is payable by the Company during the year to "Suppliers" registered under this Act. The aforementioned is based on the responses received by the Company to its inquiries with suppliers with regard to applicability under the said Act.

#### (II) Trade payables ageing schedule

As at 31 March 2025	Outstanding for following periods from due date of payment						Total
	Unbilled	Not Due	Less than 1 year	1-2 years	2-3 years	More than 3 years	
(i) Total outstanding dues of micro enterprises and small enterprises	-	-	-	-	-	-	-
(ii) Total outstanding dues of creditors other than micro enterprises and small enterprises	1,848.28	-	13.80	-	-	-	1,862.08
(iii) Disputed dues of micro enterprises and small enterprises	-	-	-	-	-	-	-
(iv) Disputed dues of creditors other than micro enterprises and small enterprises	-	-	-	-	-	-	-
<b>Total</b>	<b>1,848.28</b>	<b>-</b>	<b>13.80</b>	<b>-</b>	<b>-</b>	<b>-</b>	<b>1,862.08</b>

As at 31 March 2024	Outstanding for following periods from due date of payment						Total
	Unbilled	Not Due	Less than 1 year	1-2 years	2-3 years	More than 3 years	
(i) Total outstanding dues of micro enterprises and small enterprises	-	-	-	-	-	-	-
(ii) Total outstanding dues of creditors other than micro enterprises and small enterprises	360.00	-	1,863.16	-	-	-	2,223.16
(iii) Disputed dues of micro enterprises and small enterprises	-	-	-	-	-	-	-
(iv) Disputed dues of creditors other than micro enterprises and small enterprises	-	-	-	-	-	-	-
<b>Total</b>	<b>360.00</b>	<b>-</b>	<b>1,863.16</b>	<b>-</b>	<b>-</b>	<b>-</b>	<b>2,223.16</b>

## EdelGive Foundation

### Notes to the financial statements (Continued)

(Currency: Indian Rupees in thousands)

#### 23 Foreign currency transactions

Particulars	2024-2025	2023-2024
<b>Donation received in foreign currency (on receipt Basis)</b>		
-Donations mobilized	26,297.81	-
<b>Total</b>	<b>26,297.81</b>	-

#### 24 Cost sharing

Edelweiss Financial Services Limited, being holding company along with fellow subsidiaries incurs expenditure which is for the common benefit of itself and its subsidiaries including the Company. This cost so expensed is reimbursed by the company on the basis of number of employees, time spent by employees of other companies, actuals identification etc. On the same line, the cost like electricity charges incurred by the Company for the benefit of fellow subsidiaries and associates companies are recovered as reimbursement by the Company from the subsidiaries and associates companies on similar basis. Accordingly and as identified by the management, the expenditure heads in Note 16 include reimbursements paid and are the net of the reimbursement received best of the management's best estimate are Rs. 7,512.16 thousands (Previous year Rs.8,369.24 thousands)

#### 25 The funds deployed by the Company are as under:

Particulars	2024-2025	2023-2024
<b>Fund deployed out of domestic contribution</b>		
17000 ft Foundation	-	4,000.00
Action for Food Production	11,990.69	4,837.41
Agastya International Foundation	7,886.77	5,505.26
Aragati	-	4,000.00
ANANDI-Area Networking & Development Initiatives	10,179.25	9,444.66
A R Rahman Foundation	1,400.00	1,900.00
Amitie Trust	-	1,733.50
Anahad Foundation	3,500.00	2,900.00
Anusandhan Trust	-	4,000.00
AROEHAN	-	4,000.00
Arulagam	-	4,000.00
Ashadeep	-	4,000.00
Association for Advocacy and Legal Initiatives	11,567.89	4,445.95
Avani Society	-	4,000.00
Avanti Fellows	-	4,000.00
Badlao Foundation	-	4,000.00
Better Education Lifestyle and Environment Foundation	-	1,733.50
Bihar Voluntary Health Association	-	4,000.00
Bridges of Sports	5,500.00	4,000.00
Centre for Equity and Quality in Universal Education	-	4,000.00
Centre for health and social justice	-	4,000.00
Centre for Indian Knowledge Systems	-	4,000.00
Child Survival India	-	4,000.00
Chirag Rural Development Foundation	-	4,000.00
ComMutiny The Youth Collective	-	4,000.00
Committee of Resource Organisation for Literacy	7,405.07	3,007.00
Coro For Literacy-Tata Support	-	4,000.00

# EdelGive Foundation

## Notes to the financial statements (Continued)

(Currency: Indian Rupees in thousands)

Particulars	2024-2025	2023-2024
Dev Asso For Human Advancement	-	4,000.00
Disha Social Organisation	-	4,000.00
Dream School Foundation	-	4,000.00
Emotions Matter Foundation	-	1,733.50
Empower India Trust	5,425.00	2,125.00
Entrepreneurs Associates	-	4,000.00
Foundation for Promotion of Sports and Games	5,000.00	3,750.00
GOSPORTS Foundation	3,000.00	-
Goonj	-	93.87
Grameen development Services	-	4,000.00
Gramin Samassya Mukti Trust	-	4,000.00
Gramin Vikas Vigyan Samiti	5,018.00	6,039.00
Grey Sim Learnings Foundation	-	4,000.00
Gyan Prakash Foundation	7,371.98	16,347.19
Happy Faces Foundation Trust	1,000.00	-
HELP Foundation	-	4,000.00
Ibtada	11,117.26	2,600.00
India Foundation For The Arts	-	4,000.00
Indus Action Initiatives	-	4,000.00
Integrated Development Foundation	-	4,000.00
Ishita Sharma Foundation	2,000.00	1,500.00
Kalakeri Sangeet Vidyalaya	2,250.00	1,500.00
Jan Chetna Manch Bokaro	-	4,000.00
Jan Sahas Social Development Society	1,938.03	2,600.00
Kaivalya Education Foundation	2,348.75	-
KMVS Urban Activity Project	-	4,000.00
Kolkata Sanjog Initiatives	13,642.92	16,279.22
Krida Vikas Sanstha	-	4,000.00
Kshamtalaya Foundation	5,846.49	5,763.90
Kutch Mahila Vikas Sangathan	5,744.04	3,440.70
Lakshya Institute	5,000.00	3,750.00
Latika Roy Memorial Foundation	-	4,000.00
Leap for Word	7,287.12	5,351.82
M.S.Chelamuthu Trust And Research Foundation	-	4,000.00
Mahan	-	4,000.00
Majlis	6,212.09	6,887.80
Makkala Jagriti	-	4,000.00
Manuvikasa Organization	12,629.99	11,444.03
Manzil Mystics	1,250.00	1,500.00
Masoom	-	4,000.00
Medha Learning Foundation	-	3,220.00
Mary Kom Regional Boxing Foundation	5,000.00	4,000.00
Maraa	1,190.00	-
MELJOL	-	500.00
Miraclefeet Foudation For Eliminating Clubfoot	-	4,000.00
Mount Valley Development Association	-	4,000.00
National Institute of Women Child & Youth Development	-	4,000.00
NeedSync Foundation	283.25	-
North East Research & Social Work Networking	-	4,000.00
Nishtha	2,611.75	3,644.79

# EdelGive Foundation

## Notes to the financial statements (Continued)

(Currency: Indian Rupees in thousands)

Particulars	2024-2025	2023-2024
Operation Eyesight India – The Grow Fund Account	-	4,000.00
Parinaam Foundation	-	4,000.00
Partners For Urban Knowledge Action And Research(Pukar)	-	4,000.00
Pragati	18,817.50	10,478.10
Quality Education Support Trust	7,721.47	6,026.53
Reap Benefit Foundation	-	4,000.00
Rag Dreams Weavers Association	-	1,733.50
S.A.T.H.E.E.	-	4,000.00
Saahas	-	4,000.00
SAFA SOCIETY-A/C HUB	-	4,000.00
Sahayog Society	-	4,000.00
Samaritan Help Mission	5,704.20	9,770.90
Sambalpur Integrated Development Institute	-	4,000.00
Sambandh	2,874.71	3,478.82
Sampark Grow Fund	-	4,000.00
Sangama Wajood Project	-	4,000.00
Sense International India	-	4,000.00
SeSTA - TRLM	-	4,000.00
Sewa International	2,500.00	-
Shaheen Women's Resource and Welfare Association	2,400.00	1,541.50
Shakti Social Cultural And Sportiing Organisation	-	4,000.00
Shohratgarh Environmental Society	-	4,000.00
Shraddha Trust	-	4,000.00
SIKSHASANDHAN	-	4,000.00
Society For The Upliftment of Villagers And Development of Hi	-	4,000.00
Society for Rural and Eco Development	-	4,000.00
Society for Welfare & Advancement of Rural Generations	-	4,000.00
Socio Economic Development Corporation Trust	-	4,000.00
South Orissa Voluntary Action	9,158.10	7,279.30
Srijan Mahila Vikas Manch	-	4,000.00
Sristi Foundation	-	4,000.00
Student Partnership World Wide India Project Trust	-	4,000.00
Sunbird Trust	-	4,000.00
SVP Philanthropy Foundation	2,300.00	300.00
Swami Vivekanand Shiksha Samiti	-	4,000.00
The Akshaya Patra Foundation	234.35	237.45
The Ant The Action Northeast Trust	-	4,000.00
The Live Love Laugh Foundation	-	4,000.00
The National Centre for the Performing Arts	3,900.00	1,100.00
The Society for Service to Voluntary Agencies	1,500.00	2,400.00
Torpa Rural Development Society for Women	2,559.76	8,856.41
U.P. Voluntary Health Association	-	4,000.00
Uma Educational & Technical Society	-	4,000.00
Urmul Seemant Samiti	-	4,000.00
United Way of India	-	127.67
Utthan Trust	21,369.65	24,634.23
Vrutti	36,710.44	13,436.40
Waste Warriors Society	-	4,000.00
Youth Council For Development Alternatives	-	4,000.00
Youth Football Club Rurka Kalan	-	4,000.00
Youth For Unity And Volunatry Action (Yuva) – Grow A/C	-	4,000.00
Yuva Rural Association	-	4,000.00
<b>Grand Total</b>	<b>2,90,346.53</b>	<b>5,38,978.89</b>

## EdelGive Foundation

### Notes to the financial statements (Continued)

(Currency: Indian Rupees in thousands)

#### 26 Maturity Analysis of assets and liabilities

The Table below shows an analysis of assets and liabilities analysed according to when they are expected to be recovered or settled

Particulars	2024-2025		2023-2024		Total
	Within 12 months	After 12 months	Within 12 months	After 12 months	
<b>Current assets</b>					
Cash and cash equivalents	1,71,541.85	-	1,26,831.09	-	1,26,831.09
Other bank balances	9,630.04	14,600.00	91,787.30	14,600.00	1,06,387.30
Current tax assets (net)	-	884.41	-	2,087.93	2,087.93
Other current assets	2,368.22	-	135.74	-	135.74
	<b>1,83,540.11</b>	<b>15,484.41</b>	<b>2,18,754.13</b>	<b>16,687.93</b>	<b>2,35,442.05</b>
<b>Non-current assets</b>					
Property, plant and equipment	-	943.14	-	509.96	509.96
	-	943.14	-	509.96	509.96
<b>Total Assets</b>	<b>1,83,540.11</b>	<b>16,427.55</b>	<b>2,18,754.13</b>	<b>17,197.89</b>	<b>2,35,952.01</b>
<b>Current liabilities</b>					
Trade payables	1,862.08	-	2,223.16	-	2,223.16
Other current liabilities	49,502.51	-	84,876.68	-	84,876.68
Provisions	-	1,439.13	-	685.88	685.88
	<b>51,364.59</b>	<b>1,439.13</b>	<b>87,099.84</b>	<b>685.88</b>	<b>87,785.72</b>
<b>Total Liabilities</b>	<b>51,364.59</b>	<b>1,439.13</b>	<b>87,099.84</b>	<b>685.88</b>	<b>87,785.72</b>
Net Assets/ (Liabilities)	1,32,175.52	14,988.42	1,31,654.29	16,512.01	1,48,166.29

## EdelGive Foundation

### Notes to the financial statements (Continued)

(Currency: Indian Rupees in thousands)

#### 27 Risk concentration

The following table shows the risk concentration by industry for the components of the balance sheet.

##### Industry analysis

As at 31 March 2025	Financial services	Government	Total
Financial assets			
Cash and cash equivalent and other bank balances	1,95,771.89	-	1,95,771.89
<b>Total</b>	<b>1,95,771.89</b>	<b>-</b>	<b>1,95,771.89</b>

As at 31 March 2024	Financial services	Government	Total
Financial assets			
Cash and cash equivalent and other bank balances	2,33,218.39	-	2,33,218.39
<b>Total</b>	<b>2,33,218.39</b>	<b>-</b>	<b>2,33,218.39</b>

#### 28 Employee Benefits

##### A) Defined contribution plan (Provident fund):

In accordance with Employees' Provident Fund and Miscellaneous Provisions Act, 1952, employees of the Company are entitled to receive benefits under the provident fund, a defined contribution plan, in which, both the employee and the Company contribute monthly at a determined rate. These contributions are made to a recognized provident fund administered by Regional Provident Fund Commissioner. The employees contribute 12% of their basic salary and the Company contributes an equal amount.

Amount of Rs.1971.27 thousands (Previous year: Rs.1127.17 thousands) is recognised as expenses and included in "Employee benefit expenses" – note 15 in the statement of income and expenditure.

##### B) Defined benefit plan (Gratuity):

In accordance with the Payment of Gratuity Act, 1972, the Company provides for gratuity, a non-contributory defined benefit arrangement providing lump-sum gratuity benefits expressed in terms of final monthly salary and year of service, covering all employees. The plan provides a lump sum payment to vested employees at retirement or termination of employment in accordance with the rules laid down in the Payment of Gratuity Act, 1972.

The most recent actuarial valuation of plan assets and the present value of the defined benefit obligation for gratuity were carried out as at 31 March 2025. The present value of the defined benefit obligations and the related current service cost and past service cost, were measured using the Projected Unit Credit Method.

Based on the actuarial valuation obtained in this respect, the following table sets out the status of the gratuity plan and the amounts recognised in the Company's financial statements as at balance sheet date:

Particulars	31 March 2025	31 March 2024
<b>1: Reconciliation of Defined Benefit Obligation (DBO)</b>		
Present value of DBO at start of the year	495.99	565.97
<i>Service Cost</i>		
a. Current Service Cost	445.80	125.99
b. Past Service Cost	-	-
c. Loss/ (Gain) from Settlement	-	-
Interest Cost	59.99	40.11
Benefits Paid	-	(265.11)
<i>Re-measurements</i>		
a. Actuarial Loss/ (Gain) from changes in demographic assumptions	-	-
b. Actuarial Loss/ (Gain) from changes in financial assumptions	55.44	3.00
c. Actuarial Loss/ (Gain) from experience over the past year	(208.95)	31.03
Effect of acquisition/ (divestiture)	-	-
Changes in foreign exchange rates	-	-
Transfer In/ (Out)	366.00	(5.00)
<b>Present value of DBO at end of the year</b>	<b>1,214.27</b>	<b>495.99</b>
<b>2: Expenses recognised in the Profit and Loss Account</b>		
<i>Service Cost</i>		
a. Current Service Cost	445.80	125.99
b. Past Service Cost	-	-
c. Loss/ (Gain) from Settlement	-	-
Net Interest on net defined benefit liability/ (asset)	59.99	40.11
Changes in foreign exchange rates	-	-
<b>Employer Expenses/ (Income)</b>	<b>505.79</b>	<b>166.10</b>

## EdelGive Foundation

### Notes to the financial statements (Continued)

(Currency: Indian Rupees in thousands)

Particulars	31 March 2025	31 March 2024
<b>3: Net Liability/ (Asset) recognised in the Balance Sheet</b>		
Present Value of DBO	1,214.27	495.99
Fair Value of Plan Assets	-	-
Liability/ (Asset) recognised in the Balance Sheet	1,214.27	495.99
Funded Status [Surplus/ (Deficit)]	(1,214.27)	(495.99)
Less: Amount not recognized as asset [Effect of limiting net assets to asset ceiling]	-	-
<b>Net (Liability)/ Asset recognised in the Balance Sheet</b>	<b>(1,214.27)</b>	<b>(495.99)</b>
<b>Of which, Short term Liability</b>	<b>103.10</b>	<b>57.99</b>
<b>Experience Adjustment on Plan Liabilities: (Gain)/ Loss</b>	<b>(208.95)</b>	<b>31.20</b>
<b>4: Actuarial Assumptions</b>		
Salary Growth Rate (% p.a.)	7%	7%
Discount Rate (% p.a.)	6.3%	7%
Interest Rate on Net DBO/ (Asset) (% p.a.)	7%	7.10%
Withdrawal Rate (% p.a.)	16%	16%
Mortality	IALM 2012-14 (Ultimate)	IALM 2012-14 (Ultimate)
Expected Weighted Average Remaining Working Life (years)	3.5	3.5
<b>5: Movement in Other Comprehensive Income</b>		
<b>Balance at start of year (Loss)/ Gain</b>	<b>186.13</b>	<b>220.15</b>
<i>Re-measurements on DBO</i>		
a. Actuarial (Loss)/ Gain from changes in demographic assumptions	-	-
b. Actuarial (Loss)/ Gain from changes in financial assumptions	(55.44)	(3.00)
c. Actuarial (Loss)/ Gain from experience over the past year	208.95	(31.03)
<i>Re-measurements on Plan Assets</i>		
Return on plan assets excluding amount included in net interest on the net defined benefit liability/ (asset)	-	-
<i>Re-measurements on Asset Ceiling</i>		
<b>Balance at end of year (Loss)/ Gain</b>	<b>339.64</b>	<b>186.13</b>
*IndAS 19 is being adopted from FY2018-19 and date of transition is April 1, 2018.		
<b>6: Sensitivity Analysis</b>		
1% Increase in Salary Growth Rate	85.00	30.00
1% Decrease in Salary Growth Rate	(78.00)	(28.00)
1% Increase in Discount Rate	(78.00)	(28.00)
1% Decrease in Discount Rate	86.00	30.00
1% Increase in Withdrawal Rate	(3.00)	Negligible Change
1% Decrease in Withdrawal Rate	3.00	Negligible Change
Mortality (increase in expected lifetime by 1 year)	Negligible Change	Negligible Change
Mortality (increase in expected lifetime by 3 years)	Negligible Change	Negligible Change
<b>7: Movement in Net (Liability)/ Asset</b>		
<b>Net (Liability)/ Asset at start of year</b>	<b>(495.99)</b>	<b>(565.97)</b>
Net (Acquisition)/ Divestiture	-	-
Net Transfer (In)/ Out	(366.00)	5.00
<i>Movement during the year</i>		
Current Service Cost	(445.80)	(125.99)
Net Interest on net DBO	(59.99)	(40.11)
Changes in Foreign Exchange Rates	-	-
Re-measurements	153.51	(34.10)
Contributions/ Benefits	-	265.19
<b>Net (Liability)/ Asset at end of year</b>	<b>(1,214.27)</b>	<b>(495.99)</b>

#### 29 Employees Stock option plans

The Holding Company (Edelweiss Financial Services Limited ("EFSL")) has Employee Stock Option Plans and Stock Appreciation Right Plans (SAR) in force. Based on such ESOP /SAR Schemes, parent entity has granted an ESOP/SAR option to acquire equity shares of EFSL that would vest in graded manner to Company's employees. Based on group policy / arrangement, EFSL has charged the fair value of such stock options. The company has accepted such cross charge and recognised the same under the employee benefit expenses. Current year charge of Rs.3,848/- (previous year release of Rs. NIL)

#### 30 Ratios

Particulars	31 March 2025	31 March 2024	% of Deviation	Reason
Current ratio (a)	56.45	64.44	(12.40)	Decrease in donation received in advance

(a) Current ratio= Current assets / Current Liabilities

## EdelGive Foundation

### Notes to the financial statements (Continued)

(Currency: Indian Rupees in thousands)

- 31 The Company does not have any long term contract including derivative contract for which there were any material foreseeable losses.
- 32 **Title deeds of Immovable Properties not held in name of the Company**  
There is no immovable property held by the Company as at March 31, 2025.
- 33 **Loans or advances in the nature of loans are granted to promoters, directors, KMPs and the related parties (as defined under the Companies Act, 2013), either severally or jointly with any other person**  
During the year the Company has not granted any loans or advances in the nature of loans to promoters, directors, KMPs and the related parties (as defined under the Companies Act, 2013), either severally or jointly with any other person.
- 34 **Details of Benami Property held**  
There have been no proceedings initiated or are pending against the Company for holding any benami property under the Benami Transactions (Prohibition) Act, 1988 (45 of 1988) and rules made thereunder.
- 35 **Wilful Defaulter**  
The Company has not been declared wilful defaulter by any bank or financial institution or government or any other lender.
- 36 **Registration of charges or satisfaction with Registrar of Companies (ROC)**  
  
The Company does not have any charges or satisfaction yet to be registered with Registrar of Companies beyond the statutory period.
- 37 **Details of borrowings from banks or financial institutions on the basis of security of current assets**  
The Company has not been sanctioned any type of loan from banks or financial institutions during any point of time of the year on the basis of security of current assets.
- 38 **Undisclosed income**  
The Company has not surrendered or disclosed any transaction, previously unrecorded in the books of account, in the tax assessments under the Income Tax Act, 1961 as income during the year.
- 39 **Relationship with Struck off Companies**  
Where the company has any transactions with the companies struck off under section 248 of Companies Act, 2013 or section 560 of Companies Act, 1956, the Company shall disclose the following details, namely:-
- | Name of struck off Company | Nature of transactions with struck-off Company | Balance outstanding | Relationship with the Struck off company, if |
|----------------------------|--|---------------------|--|
| None                       | None   | 0                   | None   |
- 
- | Name of struck off Company | Nature of transactions with struck-off Company | Balance outstanding | Relationship with the Struck off company, if |
|----------------------------|--|---------------------|--|
| None                       | None   | 0                   | None   |
- 40 **Details of Crypto Currency or Virtual Currency**  
The Company has not traded or invested in Crypto currency or virtual currency during the financial year.
- 41 The Company has complied with the Rule 3 of Companies (Accounts) Rules, 2014 amended on August 5, 2022 relating to maintenance of electronic books of account and other relevant books and papers. The Company's books of accounts and relevant books and papers are accessible in India at all times and backup of accounts and other relevant books and papers are maintained in electronic mode within India and kept in servers physically located in India on daily basis.
- 42 **Utilisation of Borrowed funds and share premium:**
- a) During the year, the company has not advanced or loaned or invested funds to any other person(s) or entity(ies), including foreign entities (Intermediaries) with the understanding that the Intermediary shall:
- (i) directly or indirectly lend or invest in other persons or entities identified in any manner whatsoever by or on behalf of the
- (ii) provide any guarantee, security or the like to or on behalf of the Ultimate Beneficiaries
- b) During the year, the Company has not received any fund from any person(s) or entity(ies), including foreign entities (Funding Party) with the understanding (whether recorded in writing or otherwise) that the Company shall
- (i) directly or indirectly lend or invest in other persons or entities identified in any manner whatsoever by or on behalf of the
- (ii) provide any guarantee, security or the like to or on behalf of the Ultimate Beneficiaries

## EdelGive Foundation

### Notes to the financial statements (Continued)

(Currency: Indian Rupees in thousands)

- 43 Audit Trail**  
The accounting software used by the company to maintain its books of accounts have a feature of recording the audit trail (edit log) facility and the same has been operated throughout the year for all transactions recorded in the software as also in database maintained with respect thereto.
- 44 Events after reporting date**  
The Company has evaluated all events that occur after the balance sheet date through the date when the financial statements were issued to determine if they must be reported. The management of the Company determined that there were no reportable subsequent
- 45 Prior period comparatives**  
Previous year's numbers have been regrouped and rearranged wherever necessary to confirm to current year's presentations.

As per our report of even date attached.

**For NANGIA & CO LLP**

**Chartered Accountants**

**ICAI Firm Registration Number: 002391C/N500069**

JASPREET Digitally signed by  
JASPREET JASBIR  
JASBIR SINGH BEDI  
SINGH BEDI Date: 2025.05.02  
20:07:31 +05'30'

**Jaspreet Singh Bedi**

**Partner**

**Membership No: 601788**

**Mumbai**

**02 May 2025**

**For and on behalf of the Board of Directors  
of EdelGive Foundation**

VIDYA Digitally signed  
by VIDYA SHAH  
SHAH Date:  
2025.05.02  
18:27:04 +05'30'

NAGHM Digitally signed  
by NAGHMA  
A PARVEZ MULLA  
MULLA Date:  
2025.05.02  
18:01:09 +05'30'

**Vidya Shah**

**Chairperson & Director**

**DIN - 00274831**

**Naghma Mulla**

**Director**

**DIN - 07428351**

**Mumbai**

**02 May 2025**