

## PRODUCT DETAILS NEX BOX

### UPRIGHT/WALL-MOUNTED/FREESTANDING

#### 11 HEIGHTS

25 / 37.5 / 50 / 62.5 / 75 / 87.5 / 100 / 112.5 / 125 / 187.5 / 225 cm (plus chosen base)

#### 8 WIDTHS

20 / 40 / 60 / 80 / 100 / 120 / 140 / 160 cm

#### 2 DEPTHS

36 / 48 cm

#### 1 FRONT VERSION

Handleless

#### 9 BASE VARIETIES<sup>1</sup>

		Matt lacquer	High gloss	Veneer	Aluminium <sup>3</sup>	Chrome <sup>4</sup>	Plastic
Glide	H 3 cm						•
Base plate	H 3 cm	•	•	•			
Plinth	H 7 cm	•	•	•			
Corner leg <sup>2</sup>	H 13 cm	•					
Runner	H 13 cm	•					
Base frame	H 15 cm	•	•		•	•	
Angle frame	H 17 cm	•	•		•	•	
Trapezoidal frame	H 22 cm	•	•		•	•	
Frame	H 20/45 cm	•	•		•		

1) All base varieties with height adjustment. 2) Only in P43 coal. 3) Aluminium is a color designation.  
4) For chrome varieties, the frame is painted in chrome color.

#### 3 VARIETIES

	Matt lacquer	High gloss <sup>1</sup>	Veneer
Box	•	•	•
Front handleless	•	•	•
Step Box top unit lacquered aluminium	•		
Twin drawer	•	•	•

1) Only outer side panels and edges, matt lacquered on the inside.

#### CABLE ROUTING

Rosette for feeding cables through back panel of box, standard or individually selectable positioning  
Back panel cut-out, positioning and size are standard or individually selectable

#### ACCESSORIES

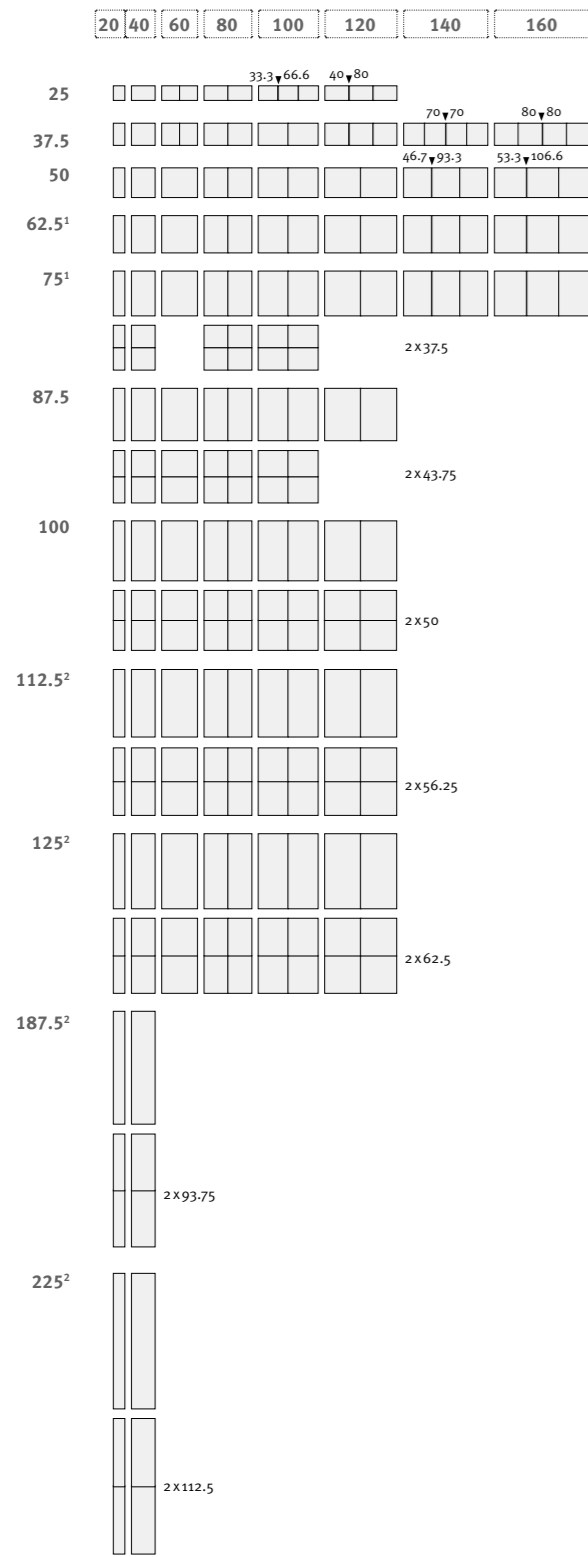
Shelf (optionally with cable routing)  
Interior drawer behind door / in drawer / behind flap  
LED illumination (fixed illumination of the upper element base, power supply behind the back panel. Automatic switch via sensor.)  
Wall frame with LED illumination (via remote control)

#### CUSTOMIZED VERSION

Lacquer of your choice

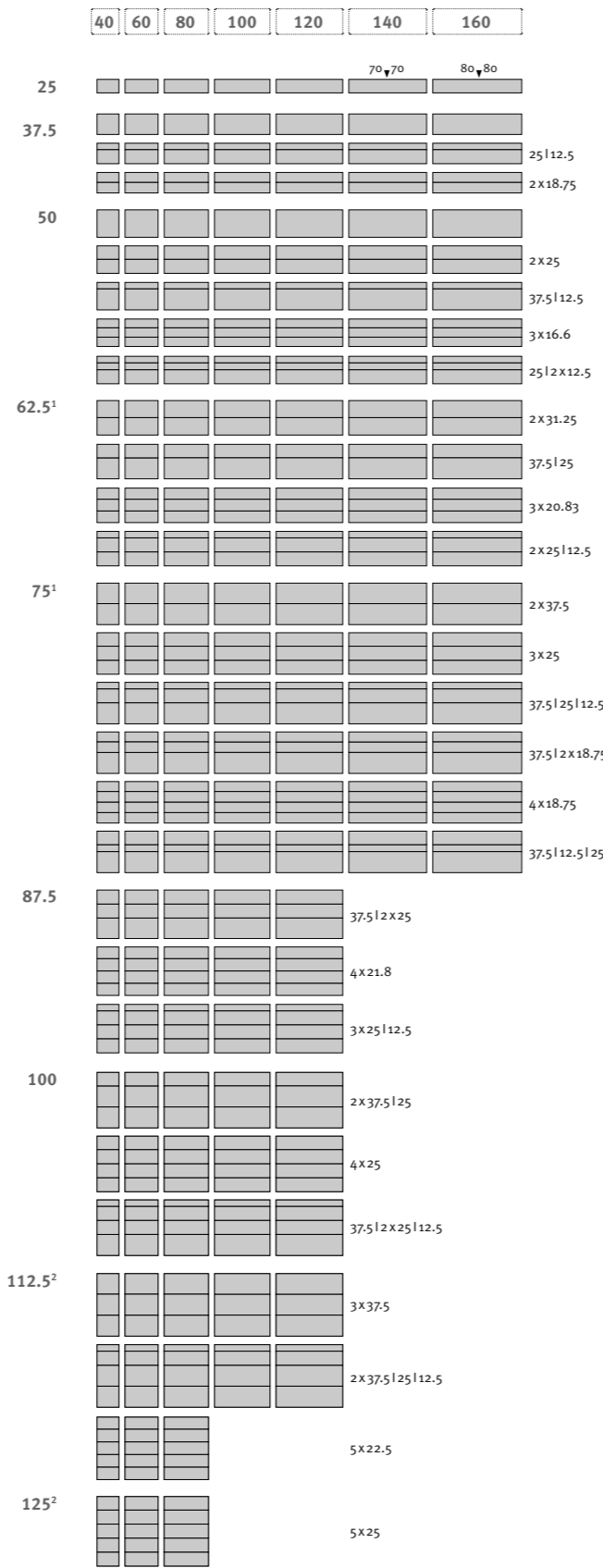
**BOXES**

**DOOR**



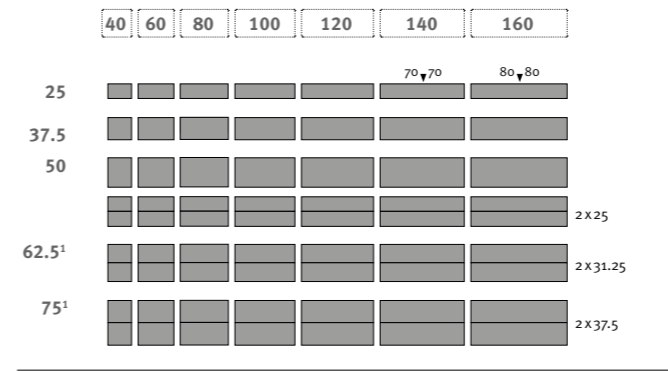
1) W 140 / 160 cm not suitable for wall-mounting.  
 2) Not suitable for wall-mounting.  
 Standard single door with doorstop on left.

**DRAWER**




1) W 140 / 160 cm not suitable for wall-mounting.  
 2) Not suitable for wall-mounting.

**FLAP**



1) W 140 / 160 cm not suitable for wall-mounting. Flap opening at top optionally available for H 25 / 37.5 cm from W 40 to W 120 cm.

**OPEN**

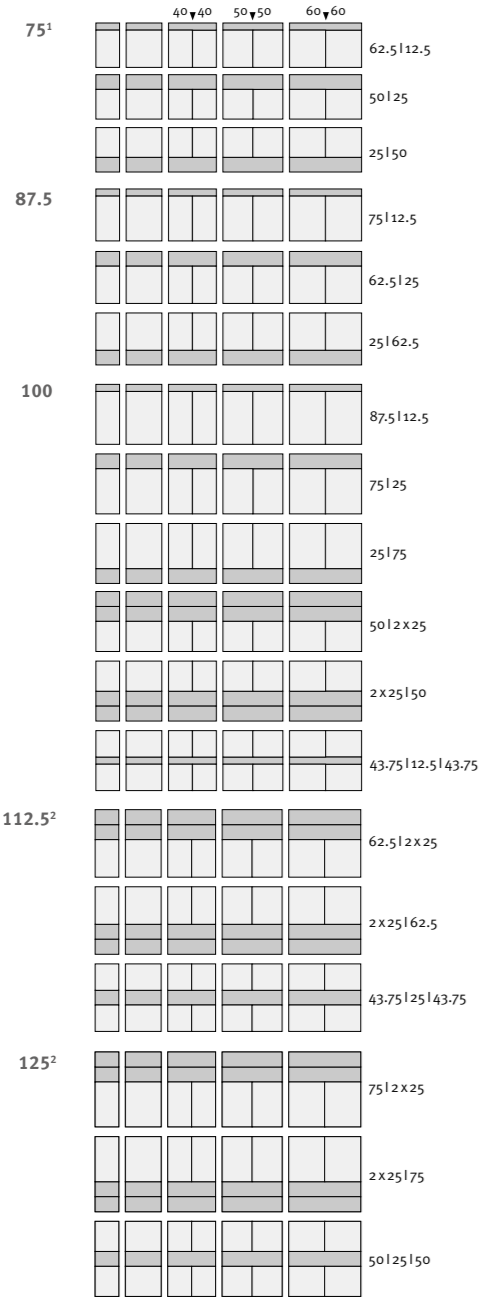


1) Optionally also available with centrally positioned shelf.  
 2) Not suitable for wall-mounting.  
 Adjustable shelf, TH o.8 cm.

**BOXES**

**DOOR / DRAWER**


40 60 80 100 120



1) W 140 / 160 cm not suitable for wall-mounting.  
2) Not suitable for wall-mounting.  
Standard single door with doorstop on left.

**DRAWER / FLAP**

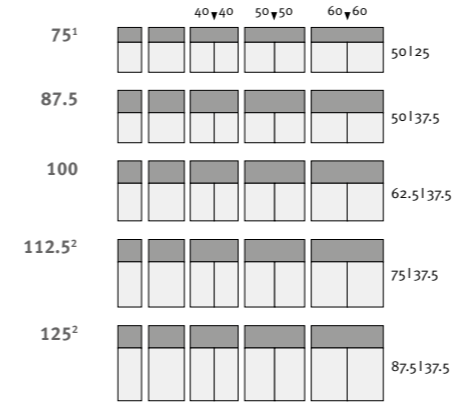
40 60 80 100 120 140 160



1) W 140 / 160 cm not suitable for wall-mounting.  
2) Not suitable for wall-mounting.

**DOOR / FLAP**

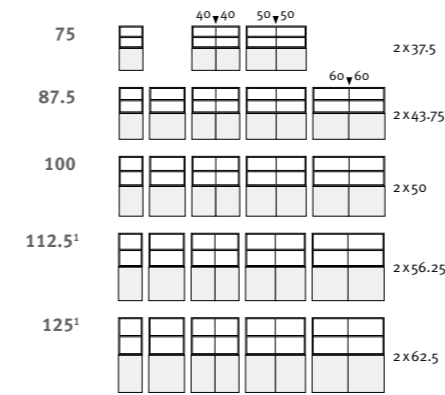
40 60 80 100 120



1) W 140 / 160 cm not suitable for wall-mounting.  
2) Not suitable for wall-mounting.  
Standard single door with doorstop on left.

**DOOR / OPEN**

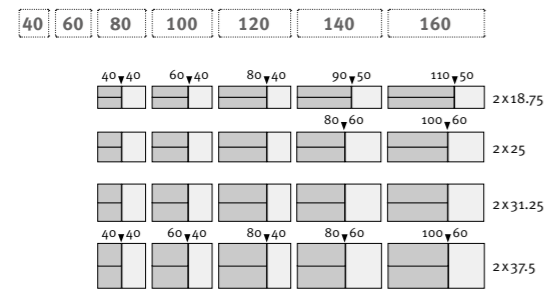
40 60 80 100 120



1) Not suitable for wall-mounting.  
Standard single door with doorstop on left.

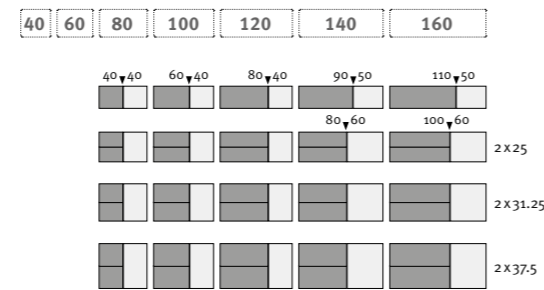
## COMBINED BOXES

### DRAWER / DOOR



1) W 140 / 160 cm not suitable for wall-mounting.  
 2) Not suitable for wall-mounting.  
 Standard single door with doorstop on left. Adjoining fronts of the combination box can optionally be fitted left / right.

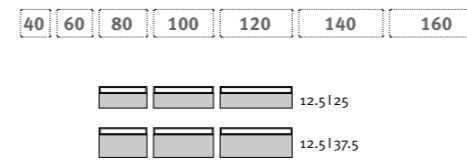
### FLAP / DOOR



1) W 140 / 160 cm not suitable for wall-mounting.  
 2) Not suitable for wall-mounting.  
 Standard single door with doorstop on left. Adjoining fronts of the combination box can optionally be fitted left / right.

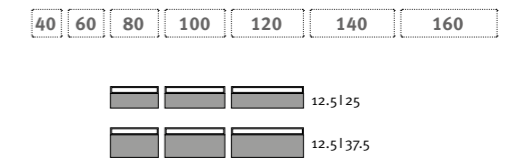
## MEDIA-BOX

### DRAWER



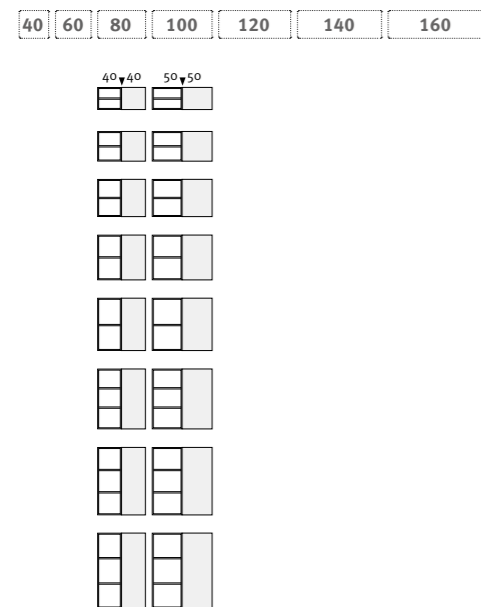
1) Not suitable for wall-mounting.  
 Including cable routing.

### FLAP



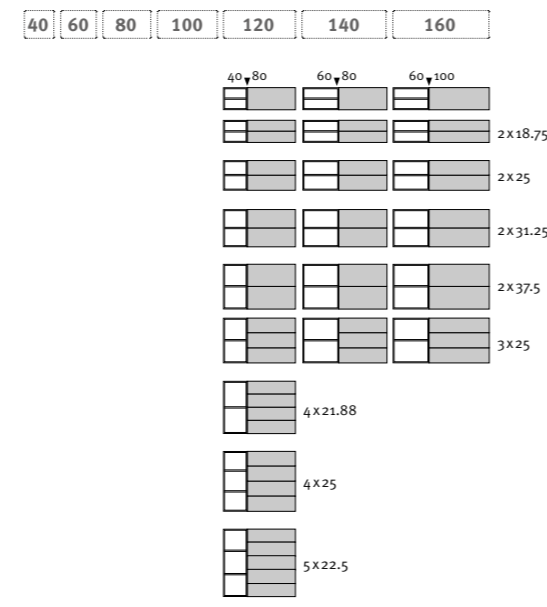
1) Not suitable for wall-mounting.  
 Including cable routing.

### OPEN / DOOR



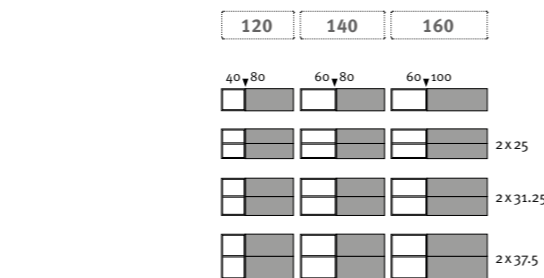
1) Not suitable for wall-mounting.  
 Standard single door with doorstop on left.  
 Adjoining fronts of the combination box can optionally be fitted left / right.  
 Open unit including adjustable shelf, TH o.8 cm.

### OPEN / DRAWER



1) W 140 / 160 cm not suitable for wall-mounting.  
 2) Not suitable for wall-mounting.  
 Adjoining fronts of the combination box can optionally be fitted left/right.  
 Open unit including adjustable shelf, TH o.8 cm.

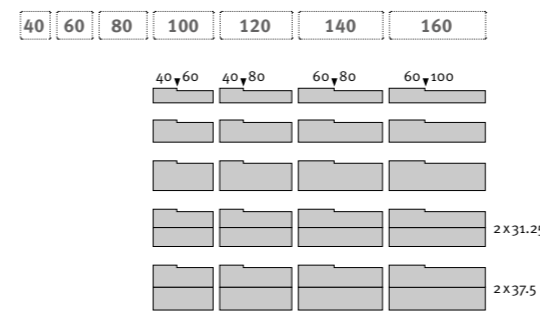
### OPEN / FLAP



1) W 140 / 160 cm not suitable for wall-mounting.  
 Adjoining fronts of the combination box can optionally be fitted left/right.  
 Open unit including adjustable shelf, TH o.8 cm.

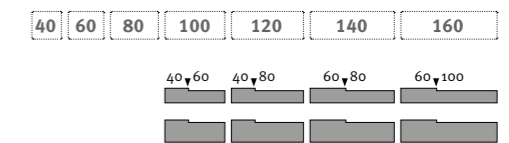
## STEP-BOX

### DRAWER



1) W 140 / 160 cm not suitable for wall-mounting.  
 Overlay separately available in all matt lacquer colors.  
 „Step“ H 4 cm – optionally possible left / right.

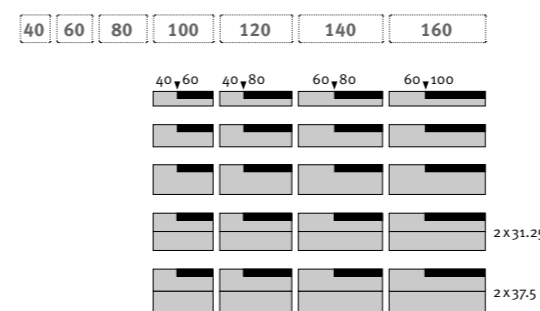
### FLAP



Overlay separately available in all matt lacquer colors.  
 „Step“ H 4 cm – optionally possible left / right.

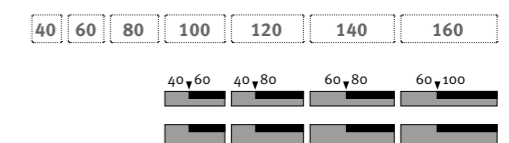
## TWIN-BOX

### DRAWER



1) W 140 / 160 cm not suitable for wall-mounting.  
 „Twin“ H 12.5 cm – optionally possible left / right.

### FLAP



„Twin“ H 12.5 cm – optionally possible left / right.