




Radically Efficient Modular Lighting

CLIQ™. MODULAR LOW VOLTAGE LIGHTING SYSTEM

Designed for Rapid Installation in Large Spaces and Data Centers.

CLIQ™ is the innovative, reusable, linear LED system that reduces labor, material, waste and time by over 85% compared to traditional lighting installations. Operating at 48V Class 2 low voltage, CLIQ™ is designed for tool-less, quick connection to popular strut channel systems using a patented "CLIQ + go" system. CLIQ™ can be installed as both temporary and permanent lighting with available fascia options.



PERFORMANCE

Warranty	5 Years
IP Rating	IP54
Rated Life	L70 50,000 Hours
Operating Temperature	-20°C to 40°C (-4°F to 104°F)
CCT	4000K
CRI	>80
Delivered Lumens	3870 Lumens / 24" Fixture
Certifications*	Damp Location, UL

*Certifications pending.

PHYSICAL

Housing Material	24" Extruded Aluminum
Mounting	Surface or Strut Channel System
Lens	Linear Prismatic Optical Spread Lens
Cable / Connectors	UF Rated 90' Leader, 3'/6'/10' Jumper, 16 AWG Class 2 Wire, Molex Connectors
Finish	Black Anodized Aluminum, Magnetic Fascia Accessory*
Kit Dimensions	18" x 24" x 12"
Kit Weight	45 lbs.

*Magnetic Fascia Accessory must be specified. Not required for fixture installation or use.

ENERGY CHART

DELIVERED LUMENS	WATTAGE	EFFICACY (lm / w)
3870 Lumens / 24" Fixture	24 / 24" Fixture	161

ELECTRICAL

Voltage	48V DC (Class 2)
Power Factor	>0.95
Dimmable	Yes (via compatible controller)

ORDERING LOGIC

EX: CLIQ-U-24-24-B-F-BK

CLIQ	MOUNTING	FIXTURE LENGTH	WATTAGE	OPTICS	FASCIA	FASCIA FINISH
	S - SURFACE U - STRUT CHANNEL	24 - 24"	24 - 24W	S - SYMMETRIC N - NARROW W - WIDE B - BATWING A - ASYMMETRIC	F - FASCIA X - NONE	BK - BLACK ** - CUSTOM X - NONE




MODULAR LOW VOLTAGE LIGHTING SYSTEM

ACCESSORIES (ORDERED SEPARATELY)

ACCESSORY	DESCRIPTION	ORDERING LOGIC
Module	<i>24" Light module</i>	
Symmetric Optics		CLIQ-24-S
Asymmetric Optics		CLIQ-24-A
Batwing Optics		CLIQ-24-B
Narrow Optics		CLIQ-24-N
Wide Optics		CLIQ-24-W
Driver	<i>Max of 12 fixtures per driver</i>	
24W		CLIQ-24-DRIVER
Mounting Options	<i>Order per clip</i>	
Surface Mount Center Clip		CLIQ-S-CENTER
Surface Mount End Clip		CLIQ-S-END
Strut Channel Mount Center Clip		CLIQ-U-CENTER
Strut Channel End Clip		CLIQ-U-END
Cables	<i>Bend radius?</i>	
Leader	<i>Max of 12 fixtures per leader</i>	CLIQ-LEAD
Jumper 3'		CLIQ-JUMP-3
Jumper 6'		CLIQ-JUMP-6

MOUNTING OPTIONS

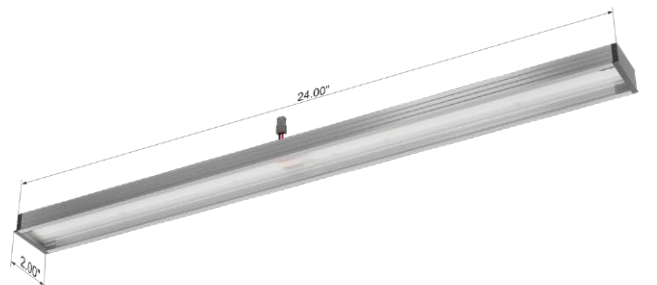
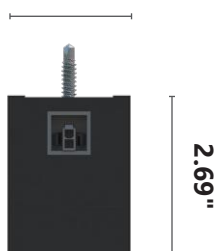
Strut Channel Systems



Surface Mount



Surface Mount End Cap View
2.00"

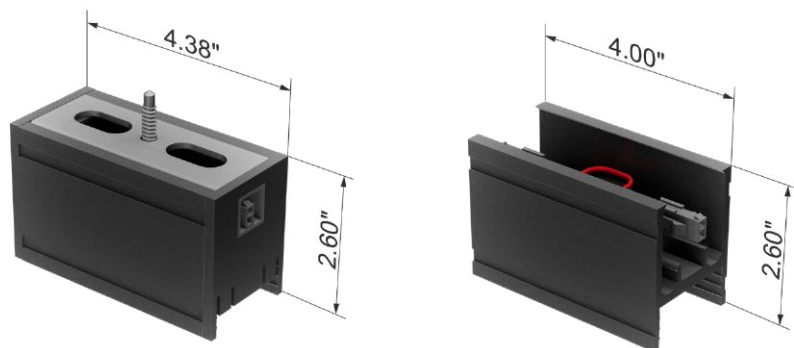




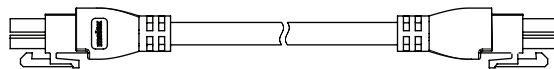
MODULAR LOW VOLTAGE LIGHTING SYSTEM

CLIQ CLIP + CABLE SPECIFICATIONS

Clip Mount



Cable



POWER SUPPLY ENCLOSURE DIMENSIONS

