




## Radically Efficient Modular Lighting

### CLIQ™. MODULAR LOW VOLTAGE LIGHTING SYSTEM

Designed for Rapid Installation in Large Spaces and Data Centers.

CLIQ™ is the innovative, reusable, linear LED system that reduces labor, material, waste and time by over 85% compared to traditional lighting installations. Operating at 48V Class 2 low voltage, CLIQ is designed for tool-less\*, quick connection to popular strut channel systems using a patented **CLIQ and Go** system. CLIQ can be installed as both temporary and permanent lighting with available fascia.

\*Strut channel applications.



#### ENERGY CHART

DELIVERED LUMENS	WATTAGE	EFFICACY (lm / w)
3870 Lumens / 24" Fixture	24 / 24" Fixture	161

#### ORDERING LOGIC

EX: CLIQ-U-24-24-B-F-BK

CLIQ	MOUNTING	FIXTURE LENGTH	WATTAGE	OPTICS	FASCIA	FASCIA FINISH
	S - SURFACE U - STRUT CHANNEL	24 - 24"	24W - 24W	S - SYMMETRIC N - NARROW W - WIDE B - BATWING A - ASYMMETRIC	F - FASCIA X - NONE	BK - BLACK ** - CUSTOM X - NONE



#### PERFORMANCE

Warranty	5 Years
IP Rating	IP54
Rated Life	L70 50,000 Hours
Operating Temperature	-20°C to 40°C (-4°F to 104°F)
CCT	4000K
CRI	>80
Delivered Lumens	3870 Lumens / 24" Fixture
Certifications*	Damp Location, UL

\*Certifications pending.

#### PHYSICAL

Housing Material	24" Extruded Aluminum
Mounting	Surface or Strut Channel System
Lens	Linear Prismatic Optical Spread Lens
Cable / Connectors	UF Rated 90' Leader, 3'/6'/10' Jumper, 16 AWG Class 2 Wire, Molex Connectors
Finish	Black Anodized Aluminum, Magnetic Fascia Accessory*
Kit Dimensions	18" x 24" x 12"
Kit Weight	45 lbs.

\*Magnetic Fascia Accessory must be specified. Not required for fixture installation or use.

#### ELECTRICAL

Voltage	48V DC (Class 2)
Power Factor	>0.95
Dimmable	Yes (via compatible controller)




Radically Efficient Modular Lighting

## ACCESSORIES (ORDERED SEPARATELY)


ACCESSORY	ORDERING LOGIC	ACCESSORY	ORDERING LOGIC
<b>Cables</b>		<b>Fascia</b>	
10" Extender Cable	CLIQ-EXTENDER-CABLE-10	Fascia Clip	CLIQ-CLIP-END
22" Extender Cable	CLIQ-EXTENDER-CABLE-22	Fascia Clip Magnet	CLIQ-CLIP-END-MAGNET
34" Extender Cable	CLIQ-EXTENDER-CABLE-34	Fascia Endcap	CLIQ-FASCIA-ENDCAP
58" Extender Cable	CLIQ-EXTENDER-CABLE-58	Fascia Plate-Finish	CLIQ-FASCIA-**-
118" Extender Cable	CLIQ-EXTENDER-CABLE-118	Fascia Spacer	CLIQ-FASCIA-SPACER
10" Internal Jumper	CLIQ-JUMPER-INTERNAL-10	<b>Mounting</b>	
10" Jumper	CLIQ-JUMPER-CABLE-10	3/8" Bolt	CLIQ-CLIP-BOLT
22" Jumper	CLIQ-JUMPER-CABLE-22	6" Wire Harness	CLIQ-CLIP-CENTER-WIRE
34" Jumper	CLIQ-JUMPER-CABLE-34	Anchor Screw	CLIQ-CLIP-CENTER-ANCHOR
58" Jumper	CLIQ-JUMPER-CABLE-58	Center Mount Clip	CLIQ-CLIP-CENTER
118" Jumper	CLIQ-JUMPER-CABLE-118	Center Mount Clip Magnet	CLIQ-CLIP-CENTER-MAGNET
50' Leader	CLIQ-LEADER-CABLE-50	Center Mount Endcap	CLIQ-CLIP-CENTER-ENDCAP
100' Leader	CLIQ-LEADER-CABLE-100	Housing Endcap	CLIQ-BAR-ENDCAP
<b>Driver</b>		PVC U Channel Clip	CLIQ-CLIP-CENTER-U
24W Power Supply	CLIQ-POWER-SUPPLY-**-	<b>Prismatic Lens</b>	
Emergency Inverter	CLIQ-POWER-INVERTER-**-	Asymmetric Optics	CLIQ-BAR-24-LENS-A
<b>Extrusion</b>		Batwing Optics	CLIQ-BAR-24-LENS-B
24" Aluminum Housing	CLIQ-BAR-EXTRUSION-24	Narrow Optics	CLIQ-BAR-24-LENS-N
Channel Covers	CLIQ-CHANNEL-COVER	Symmetric Optics	CLIQ-BAR-24-LENS-S
		Wide Optics	CLIQ-BAR-24-LENS-W

## MOUNTING OPTIONS

Strut Channel System



Surface Mount

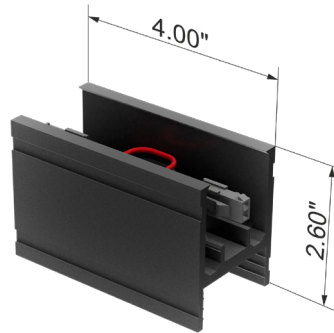





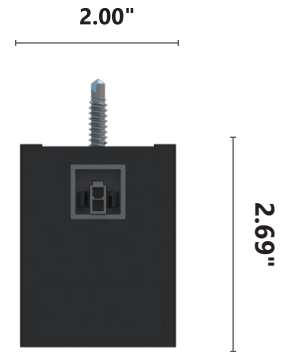
Radically Efficient Modular Lighting

## CLIQ CLIP + CABLE SPECIFICATIONS

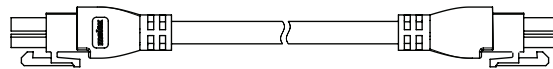
Clip Mount



Surface Mount End Cap View



Cable



## POWER SUPPLY ENCLOSURE DIMENSIONS

