

Jose Luis Velez

EXTERNAL TRADE STATISTICS 1999 Puerto Rico

José R. Caballero Mercado
Chairman

Luz H. Olmeda
Director
Program of Economic and Social Planning

Juan A. Castañer
Director
Subprogram of Economic Analysis

Government of Puerto Rico
Office of the Governor
Planning Board

February 2000

Working Staff

Coordinator

Herminio Hernández Martínez

Analyst

William Galindo Irizarry

Collaborators

Glorimar Morales Rivera

Gerardo Sánchez Duvergé

Program of Information Systems' Staff

Editorial Board of the Program

Virginia Rivera Ruiz

Layout

Gerardo Sánchez Duvergé

Cover Design

Nancy Más Marrero

PREFACE

For decades, the **External Trade Statistics** series has provided entrepreneurs, international trade students, government agencies (both in Puerto Rico and abroad), and other interested parties up to date information of exports and imports of recorded merchandise by commodity, which represent an important variable in Puerto Rico's economy. We hope that this 1999 edition continue to fill this need. If you are interested in further analysis of this topic, or the overall importance of external trade in our balance of payments, the Subprogram of Economic Analysis has other two available publications: **Estadísticas Seleccionadas del Comercio Exterior de Puerto Rico** (Selected Statistics on Puerto Rico's External Trade) and **Balanza de Pagos** (Balance of Payments).

We acknowledge the collaboration of the Foreign Trade Division of the U.S. Bureau of the Census, which provides the monthly external trade statistics enabling the preparation of this publication. Also, we appreciate the cooperation of the Program of Information Systems, and the Division of Auxiliary Services of the Puerto Rico Planning Board.

TABLE OF CONTENTS

	Page
Working staff.....	ii
Preface.....	iii
Puerto Rico's external trade data system and definitions.....	viii
Abbreviations used in this report.....	x
Tables	
Summary Table: Puerto Rico Exports and Imports of Merchandise, by Country of Destination and Origin, and Balance of Trade: Fiscal Year 1999.....	1
Imports	
1. Shipments of Merchandise from the United States to Puerto Rico, by Commodity: Fiscal Year 1999.....	7
2. Imports into Puerto Rico from Foreign Countries, by Commodity and Country of Origin: Fiscal Year 1999.....	107
3. Shipments of Merchandise from Virgin Islands to Puerto Rico, by Commodity: Fiscal Year 1999.....	390
Exports	
4. Shipments of Merchandise from Puerto Rico to the United States, by Commodity: Fiscal Year 1999.....	395
5. Exports from Puerto Rico to Foreign Countries, by Commodity and Country of Destination: Fiscal Year 1999.....	434
6. Shipments of Merchandise from Puerto Rico to Virgin Islands, by Commodity: Fiscal Year 1999.....	570

TABLE OF CONTENTS
(By Section)

NUMBER OF TABLES AND PAGES	SUMMARY TABLE 1-3	1 7-106	2 107-389	3 390-391	4 395-433	5 434-569	6 570-587
Name or Description							
1. Live Animals; Animal Products		7	107	—	395	434	570
2. Vegetable Products		9	112	---	395	435	570
3. Animal or Vegetable Fats and Oils and Their Cleavage Products; Prepared Edible Fats; Animal or Vegetable Waxes		13	119	---	396	438	571
4. Prepared Foodstuffs; Beverages, Spirits and Vinegar, Tobacco and Manufactured Tobacco Substitutes		14	119	390	396	439	571
5. Mineral Products		19	136	390	399	448	572
6. Products of the Chemical or Allied Industries		21	138	390	399	450	573
7. Plastics and Articles Thereof; Rubber and Articles Thereof		33	160	390	404	478	574
8. Raw Hides and Skins, Leather, Furskins and Articles Thereof; Saddlery and Harness; Travel Goods, Handbags and Similar Containers; Articles of Animal Gut (Other Than Silkworm Gut)		37	181	---	406	485	575
9. Wood and Articles of Wood; Wood Charcoal; Cork and Articles of Cork; Manufactures of Straw, of Esparto or of Other Plaiting Materials; Basketware and Wickerwork		38	187	---	407	487	575
10. Pulp of Wood or of Other Fibrous Cellulosic Material; Waste and Scrap of Paper or Paperboard; Paper and Paperboard and Articles Thereof		40	194	---	407	489	576
11. Textiles and Textile Articles		43	204	---	409	494	577

TABLE OF CONTENTS (Cont.)
(By Section)

NUMBER OF TABLES AND PAGES	SUMMARY TABLE	1	2	3	4	5	6
	1-3	7-106	107-389	390-391	395-433	434-569	570-587
Name or Description							
12. Footwear, Headgear, Umbrellas, Sun Umbrellas, Walking Sticks, Seatsticks, Whips Riding Crops and Parts Thereof; Prepared Feathers and Articles Made Therewith; Artificial Flowers; Articles of Human Hair		55	237	—	412	502	578
13. Articles of Stone, Plaster, Cement, Asbestos, Mica or Similar Materials; Ceramic Products; Glass and Glassware		56	246	—	413	503	578
14. Natural or Cultured Pearls, Precious or Semiprecious Stones, Precious Metals; Metals Clad with Precious Metal and Articles Thereof; Imitation Jewelry; Coin		59	259	—	414	506	579
15. Base Metals and Articles of Base Metal		60	261	—	415	507	579
16. Machinery and Mechanical Appliances; Electrical Equipment; Parts Thereof; Sound Recorders and Reproducers, Television Image and Sound Recorders and Reproducers, Parts and Accessories of such Articles		70	292	—	416	514	581
17. Vehicles, Aircraft, Vessels and Associated Transport Equipment		94	345	390	428	549	584
18. Optical, Photographic, Cinematographic, Measuring, Checking, Precision, Medical or Surgical Instruments and Apparatus; Clocks and Watches; Musical Instruments; Parts and Accessories Thereof		98	353	—	429	553	585
19. Arms and Ammunition; Parts and Accessories Thereof		102	366	—	431	564	—
20. Miscellaneous Manufactured Articles		105	366	—	432	564	586
21. Works of Art, Collectors' Pieces and Antiques		105	385	—	433	567	587
22. Special Classification Provisions		106	385	390	433	568	587

PUERTO RICO' S EXTERNAL TRADE DATA SYSTEM AND DEFINITIONS

Introduction

The external trade data system of Puerto Rico incorporates all transactions of merchandise between Puerto Rico and the United States, U.S. Virgin Islands, and foreign countries. The U.S. Bureau of the Census compiles this information. Currently, the Subprogram of Economic Analysis of the Puerto Rico Planning Board receives the information monthly by electronic media, containing detailed statistics of the transactions by commodity, mean of transportation, weight, value, quantity, and country. This data is processed according to our specific needs of information in different types of tabulations. There are three basic geographic classifications: United States, foreign countries, and the U.S. Virgin Islands. Puerto Rico is included within the U.S. Customs and tariff systems. The Puerto Rico Trade Data Office, under the U.S. Bureau of the Census, began operations in January 1992. It guides and clarifies companies in Puerto Rico on the necessary proceedings in the shipment of merchandise to the United States and foreign countries.

Shipments between Puerto Rico and the United States

The statistics are obtained from a special form required to all companies, known as a Shipper's Export Declaration form (SED). For shipments from Puerto Rico to the United States, this form must be submitted to one of the U.S. Customs offices in San Juan, Ponce or Mayagüez. At the same time, a similar form must accompany all shipments from the U.S. to Puerto Rico. The value is based on the transaction price including inland freight, insurance and other charges to the border point or seaport. It is classified as free alongside ship (FAS) value at the port of embarkation. It should not include ocean freight, marine insurance, or other charges incurred beyond the port of embarkation.

Trade with foreign countries

The information on exports from Puerto Rico is obtained from the SED's filed out by the exporters at the port of embarkation. The value of the shipment is based on the transaction price including inland freight, insurance, and other charges to the place of embarkation. Merchandise in transit shipped through Puerto Rico from one foreign country to another is not considered as an export. Imported merchandise which has cleared customs and which is re exported without further processing, is classified separately as exports of foreign merchandise, but included as part of exports and classified according to the official schedules.

Country of destination is defined as the place where the merchandise is to be consumed or used, either in further processing or final manufacturing. In the event the exporter does not have enough or definite information as to the ultimate destination of the shipment, it is credited for statistical purposes to the country to which it is consigned.

In the case of imports for direct consumption, the information is based on regular U.S. Custom's entries of merchandise filed out by the importers at one of the U.S. Customs Offices in San Juan, Ponce or Mayagüez. It includes imports for direct consumption plus withdrawals from bonded warehouses, government as well as non governmental. U.S. goods returned by the U.S. Armed

Forces for their own use are excluded. Since 1982, import data is presented in terms of customs value, defined as the price paid for merchandise exported to the U.S., excluding U.S. import duties, freight, insurance and other charges incurred in bringing the merchandise to the United States. Before 1982, import data was presented as FAS value, which was defined as the transaction value of imports at the foreign port of embarkation.

Shipments between Puerto Rico and the U.S. Virgin Islands

In the case of exports to the U.S. Virgin Islands, the information comes from the SED's filed at the U.S. Customs Office at the time the merchandise is shipped. Shipments by all means of transportation are included. The value is based on the transaction price including inland freight, insurance, and other charges to the place of shipment.

Regarding imports, the information is based on the import entry form which importers are required to file at the U.S. Customs Office in San Juan. The value shown is the customs value, which is the value of imports as appraised by U.S. Customs. Commodity information is reported according to the classification schedules of the U.S. Department of Commerce.

Classifications

As part of the U.S. Customs system, the commodity classification systems used are the same as in the United States: Schedule B for exports and imports to or from the United States, and the Harmonized Tariff Schedule Annotated for imports from foreign countries. Both systems are based on the Harmonized Commodity Description and the Coding System. In addition, the Puerto Rico Planning Board classifies Puerto Rico's exports and imports according to the Standard Industrial Classification (SIC) system. This provides an additional way for comparing with local production and other economic statistics. This is the basic classification used in the published reports. They are also classified on the basis of the Harmonized System (HS). Since January 1994 the monthly data of exports and imports is also classified on a SIC basis.

Sources of information of external trade statistics

The annual report **External Trade Statistics** is the basic publication in which Puerto Rico's trade data is presented to the public. It includes a detailed set of statistics by commodity and country using the HS. Summary tables by SIC or other classifications for each fiscal year are included in the **Statistical Appendix of the Economic Report to the Governor**, in the **Selected Statistics on Puerto Rico's External Trade**, in the **Balance of Payments of Puerto Rico**, and in other publications. In addition, there are internal reports or tabulations in which trade is classified by region or commodity (using the HS, Schedule B, and SIC classifications), by geographic area or by country, and presented in a monthly and accumulated form. This information is maintained in the Program of Information Systems of the Planning Board. The reports are generated as needed. The published information is on a fiscal year basis, from July to June.

Although there is no on line access for external users, we have the capability of transferring information, tailored to particular requests, to diskettes or to magnetic tapes on a cost basis. Printouts can also be provided on a cost basis.

ABBREVIATIONS USED IN THIS REPORT

Abbreviations	Units of quantity
BBL	Barrel
CAR	Carat
CKG	Content kilogram
CM2/SCM	Square centimeters
CTN	Content tons
CUR	Curie
CYK	Clean yield kilogram
DOZ	Dozen
DPC	Dozen pieces
DPR	Dozen pairs
FBM	Fiber meter
GCN	Gross containers
GKG	Gross kilograms
GM	Grams
GRS	Gross
HUN/HND	Hundred
KG	Kilograms
KGT	Kilogram total
KM3	Cubic kilograms
KTS	Kilogram total sugar
LM	Linear meter
L/LTR	Liters
M/MTR	Meters
M2/SQM	Square meters
M3/CBM	Cubic meters
MC	Millicuries
NESOI	Not elsewhere specified or included
NO	Number
PCS	Pieces
PFL	Proof liters
PKS	Packs
PRS	Pairs
RBA	Running bales
SQ	Square
T/TON	Tons (metric)
TCM	Thousand cubic meters
THS	Thousands
TNV	Ton raw value (metric)
X	No units of quantity required

**SUMMARY TABLE: PUERTO RICO'S EXPORTS AND IMPORTS OF MERCHANDISE
BY COUNTRY OF DESTINATION AND ORIGIN, AND BALANCE OF TRADE: FISCAL YEAR 1999**

	Exports	Imports	Trade Balance
TOTAL	34,901,835,171	25,299,444,150	9,602,391,021
UNITED STATES	30,535,216,083	15,135,955,019	15,399,261,064
VIRGIN ISLANDS	58,083,857	552,847,438	(494,763,581)
FOREIGN COUNTRIES	4,308,535,231	9,610,641,693	(5,302,106,462)
AFGHANISTAN.....	507,863	0	507,863
ALGERIA.....	0	8,057,870	(8,057,870)
ANDORRA.....	10,507	0	10,507
ANGOLA.....	0	49,797,749	(49,797,749)
ANGUILLA.....	2,251,717	0	2,251,717
ANTIGUA & BARBUDA.....	5,448,008	65,000	5,383,008
ARGENTINA.....	22,177,148	25,658,268	(3,481,119)
ARUBA.....	9,311,065	1,304,598	8,006,467
AUSTRALIAN ISLANDS.....	27,661,734	17,449,612	10,212,122
AUSTRIA.....	3,842,545	19,772,708	(15,930,163)
BAHAMAS.....	6,545,423	5,028,286	1,517,137
BAHRAIN.....	73,417	122,217	(48,800)
BANGLADESH.....	19,869	758,730	(738,861)
BARBADOS.....	11,004,328	307,185	10,697,141
BELARUS.....	679,646	0	679,646
BELGIUM.....	158,611,876	265,579,948	(106,968,072)
BELIZE.....	1,017,001	1,928,288	(911,287)
BENIN.....	0	0	0
BERMUDA.....	879,912	15,518	864,394
BOLIVIA.....	616,918	117,539	499,379
BRAZIL.....	55,446,109	153,349,351	(97,903,242)
BRITISH VIRGIN ISLANDS.....	9,043,829	160,804	8,883,025
BRUNEI DARUSSALAM.....	2,800	0	2,800
BULGARIA.....	206,592	39,303	167,289
BURKINA FASSO.....	3,625	0	3,625
CAMBODIA.....	0	218,599	(218,599)
CAMEROON.....	0	504,150	(504,150)
CANADA.....	125,750,729	239,722,704	(113,971,975)
CAYMAN ISLANDS.....	852,938	75,258	777,680
CENTRAL AFRICAN REP.....	0	157,949	(157,949)
CHILE.....	3,264,761	13,241,187	(9,976,426)
CHINA (TAIWAN).....	46,303,683	167,641,060	(121,337,377)
CHINA, PEOPLE'S REP. OF (MAINLAND).....	5,566,466	165,081,676	(159,515,210)
COLOMBIA.....	7,873,288	129,985,188	(122,121,902)
CONGO, REP. OF THE.....	0	938,469	(938,469)
CONGO, DEM. REP. (FORMER ZAIRE).....	0	1,012,763	(1,012,763)
COSTA RICA.....	20,624,421	152,824,447	(132,200,026)
COTE D'IVOIRE (IVORY COAST).....	0	239,397	(239,397)
CROATIA.....	659,467	18,995,752	(18,336,285)
CUBA.....	18,000	0	18,000
CYPRUS.....	801,525	1,647,040	(845,515)
CZECH REPUBLIC.....	994,237	628,777	365,460
DENMARK.....	9,992,422	40,311,233	(30,318,811)
DOMINICA.....	795,380	1,038,966	(243,586)
DOMINICAN REPUBLIC.....	730,579,527	805,593,781	(75,014,254)
ECUADOR.....	2,297,762	91,954,108	(89,656,346)
EGYPT.....	10,231,139	27,416,065	(17,184,926)
EL SALVADOR.....	19,697,499	4,638,396	15,059,103
ESTONIA.....	106,429	34,119,102	(34,012,673)
FALKLAND ISLANDS.....	105,606	0	105,606
FAROE ISLANDS.....	0	136,239	(136,239)
FINLAND.....	13,141,383	19,139,453	(5,998,070)
FRANCE.....	380,750,478	346,589,675	34,160,803
FRENCH GUIANA.....	61,000	0	61,000
GABON.....	0	538,504	(538,504)
GEORGIA.....	13,484	0	13,484
GERMANY.....	411,938,928	340,000,520	71,938,408
GHANA.....	0	581,620	(581,620)
GIBRALTAR.....	3,000	0	3,000
GREECE.....	3,744,254	1,131,511	2,612,743
GREENLAND.....	0	131,022	(131,022)
GRENADA.....	648,255	21,805	626,450
GUADELOUPE.....	1,967,840	46,895	1,920,945
GUATEMALA.....	33,051,983	9,834,543	23,217,440
GUINEA.....	0	199,609	(199,609)

**SUMMARY TABLE: PUERTO RICO'S EXPORTS AND IMPORTS OF MERCHANDISE
BY COUNTRY OF DESTINATION AND ORIGIN, AND BALANCE OF TRADE: FISCAL YEAR 1999**

	Exports	Imports	Trade Balance
GUYANA.....	1,543,518	721,053	822,465
HAITI.....	7,199,799	533,970	6,665,829
HONDURAS.....	34,626,955	12,336,246	22,288,709
HONG KONG.....	13,478,631	15,124,484	(1,647,853)
HUNGARY.....	1,936,065	2,307,682	(371,617)
ICELAND.....	44,372	6,762,125	(6,717,753)
INDIA.....	13,969,026	13,335,524	633,502
INDONESIA.....	2,669,789	25,975,230	(23,305,441)
IRELAND.....	58,317,306	1,898,437,874	(1,840,120,568)
ISRAEL.....	18,810,981	27,570,812	(8,759,831)
ITALY.....	335,382,819	292,490,214	42,892,605
JAMAICA.....	16,126,553	3,166,065	12,960,488
JAPAN.....	267,728,028	1,275,956,877	(1,008,228,849)
JORDAN.....	116,776	55,528	61,248
KAZAKHSTAN.....	95,024	0	95,024
KENYA.....	93,090	0	93,090
KUWAIT.....	171,416	241,861	(70,445)
LATVIA.....	229,183	5,533,596	(5,304,413)
LEBANON.....	47,218	3,849	43,369
LITHUANIA.....	39,177	4,426,804	(4,387,627)
LUXEMBOURG.....	13,682	3,524,343	(3,510,661)
MACAO.....	3,168	1,189,024	(1,185,856)
MADAGASCAR.....	0	434,751	(434,751)
MALAWI.....	0	376,051	(376,051)
MALAYSIA.....	19,189,797	16,263,213	2,926,584
MALI.....	0	3,735	(3,735)
MALTA @ GOZO.....	18,290	551,225	(532,935)
MARSHALL ISLANDS.....	0	652,010	(652,010)
MARTINIQUE.....	489,178	51,860	417,318
MAURITANIA.....	15,000	0	15,000
MAURITIUS.....	0	5,059,177	(5,059,177)
MEXICO.....	75,434,020	472,025,537	(396,591,517)
MICRONESIA (FED. STATES OF).....	6,968	0	6,968
MOLDOVA.....	0	11,686,912	(11,686,912)
MONACO.....	36,626	0	36,626
MONTSERRAT.....	381,631	0	381,631
MOROCCO.....	1,673,189	986,767	686,422
NAMIBIA.....	0	10,000	(10,000)
NEPAL.....	0	8,564	(8,564)
NETHERLAND ANTIL. EXC ARUBA.....	38,134,102	24,076,708	14,057,394
NETHERLANDS.....	445,836,509	88,757,952	357,078,557
NEW CALEDONIA.....	252,331	0	252,331
NEW ZEALAND ISLANDS.....	1,390,370	4,300,201	(2,909,831)
NICARAGUA.....	4,443,118	6,821,810	(2,378,692)
NIGERIA.....	0	5,031,921	(5,031,921)
NORWAY.....	1,535,010	93,179,890	(91,644,880)
OMAN.....	0	0	0
PAKISTAN.....	15,406,671	3,293,776	12,112,795
PANAMA.....	65,443,223	21,334,309	44,108,914
PAPUA NEW GUINEA.....	82,599	0	82,599
PARAGUAY.....	20,000	1,006,860	(986,860)
PERU.....	687,604	24,544,051	(23,856,447)
PHILIPPINES.....	3,500,584	9,528,073	(6,027,489)
POLAND.....	4,350,025	6,349,647	(1,999,622)
PORTUGAL.....	18,292,670	7,927,320	10,365,350
QATAR.....	0	0	0
REP. OF KOREA.....	27,001,123	183,944,385	(156,943,262)
REP. OF SOUTH AFRICA.....	10,628,442	13,769,534	(3,141,092)
ROMANIA.....	8,178	119,056	(110,878)
RUSSIA.....	1,080,018	29,236,270	(28,156,252)
SAO TOME @ PRINCIPE.....	20,000	0	20,000
SAUDI ARABIA.....	4,930,407	577,514	4,352,893
SIERRA LEONE.....	0	84,747	(84,747)
SINGAPORE.....	28,795,727	36,190,719	(7,394,992)
SLOVAK REPUBLIC (SLOVAKIA).....	537,910	981,189	(443,279)
SLOVENIA.....	220,010	3,460,434	(3,240,424)
SOLOMON ISLANDS.....	0	918,705	(918,705)
SOMALIA.....	0	10,619	(10,619)
SPAIN.....	37,057,354	138,189,813	(101,132,459)
SRI LANKA.....	5,473	841,700	(836,227)
ST. CHRISTOPHER-NEVIS.....	2,184,573	13,608,506	(11,423,933)

**SUMMARY TABLE: PUERTO RICO'S EXPORTS AND IMPORTS OF MERCHANDISE
BY COUNTRY OF DESTINATION AND ORIGIN, AND BALANCE OF TRADE: FISCAL YEAR 1999**

	Exports	Imports	Trade Balance
ST. LUCIA.....	3,044,873	28,813	3,016,060
ST. VINCENT & THE GRENADINES.....	716,554	0	716,554
SURINAME.....	2,458,051	0	2,458,051
SWAZILAND.....	40,000	0	40,000
SWEDEN.....	17,888,781	34,493,381	(16,604,599)
SWITZERLAND.....	168,443,761	155,723,823	10,720,138
SYRIA.....	717,000	74,421	642,579
TANZANIA.....	4,380	0	4,380
THAILAND.....	3,504,823	18,959,598	(15,454,775)
TOGO.....	0	310,616	(310,616)
TRINIDAD & TOBAGO.....	17,749,007	93,184,829	(75,435,822)
TUNISIA.....	140,804	27,112	113,692
TURKEY.....	9,797,807	8,223,308	1,574,499
TURKS & CAICOS ISLANDS.....	55,760	0	55,760
UKRAINE.....	244,121	58,267	185,854
UNITED ARAB EMIRATES.....	4,583,046	84,565	4,498,481
UNITED KINGDOM OF GT BRITAIN.....	327,906,847	784,102,253	(456,195,406)
URUGUAY.....	3,001,076	20,082,475	(17,081,399)
VENEZUELA.....	17,992,929	513,481,152	(495,488,223)
VIETNAM.....	1,699,419	0	1,699,419
YEMEN.....	60,000	0	60,000
YUGOSLAVIA (SERBIA & MONTENEGRO).....	1,799,593	98,403	1,703,190

Source: Puerto Rico Planning Board, Program of Economic and Social Planning,
Subprogram of Economic Analysis.

IMPORTS




TABLE 1 - SHIPMENTS OF MERCHANDISE FROM THE UNITED STATES TO PUERTO RICO,
BY COMMODITY:FISCAL YEAR 1999

COMM-CODE	COMMODITY AND UNIT OF QUANTITY	QUANTITY	VALUE-\$
	TOTAL	15,135,955,019	
LIVE ANIMALS:ANIMAL PRODUCTS.....	TOTAL	400,190,880	
LIVE ANIMALS.....	TOTAL	9,645,534	
0101110000	HORSES, LIVE, PUREBRED BREEDING	NO 7	25,000
0101190000	HORSES, LIVE, EXCEPT PUREBRED BREEDING ANIMALS	NO 12	24,200
0101200000	ASSES, MULES AND HINNIES, LIVE	NO 48	81,489
0102100010	BOVINE ANIMALS, LIVE, PUREBRED BREEDING DAIRY MALE	NO 105	73,000
0102100020	BOVINE ANIMALS LIVE, PUREBRED BREEDING DAIRY FEMALE	NO 3,357	4,806,200
0102100030	BOVINE ANIMALS, PUREBRED BREEDING EXCEPT DAIRY MALE	NO 32	50,000
0102100050	BOVINE ANIMALS PUREBRED BREEDING EXCEPT DAIRY FEMALE	NO 175	262,500
0102900000	BOVINE ANIMALS, LIVE, NESOI	NO 2,677	3,484,322
0103910000	SWINE, LIVE, NESOI, WEIGHING LESS THAN 50 KG EACH	NO 589	45,000
0104200000	GOATS, LIVE	NO 800	49,000
0105110010	CHICKENS LIVE, NOT OV 185G BREEDING STOCK,EGG-TYPE	NO 5,750	27,502
0105110020	CHICKENS LIVE NOT OV 185G BREEDING STOCK,MEAT-TYPE	NO 259,620	89,677
0105110040	CHICKENS, LIVE, NOV 185G EA, EX BREEDING STOCK	NO 423,359	176,155
0105190000	OTHER LIVE POULTRY NOT WEIGHING NOT OVER 185 G EA.	NO 24,612	30,840
0105990000	TURKEYS, DUCKS, GESE, GUINEAS, LIVE, OVER 185G EA	NO 4,673	13,847
0106005070	RABBITS AND HARES, LIVE	NO 11,244	336,702
0106005090	ANIMALS, LIVE, NESOI	X	70,000
MEAT AND EDIBLE MEAT OFFAL.....	TOTAL	130,772,618	214,118,776
0201100010	CARCASSES/HALF-CARCASSES OF VEAL, FRESH OR CHILLED	KG 369,331	1,251,595
0201100090	CARCASSES/HALF-CARCASSES BOVINE ANIMALS NESOI FR/CHL	KG 412,767	1,660,446
0201203550	MEAT BOVINE ANIMALS NESOI CUTS W/BONE PROCSD FRH/CHD	KG 2,760,202	7,279,988
0201206000	MEAT BOVINE ANIMALS CUTS W/BONE EX PROCSSD FRSH/CHLD	KG 75,194	233,522
0201303550	MEAT BOVINE ANIMALS BONELESS PROCESSED FRESH/CHILLED	KG 1,195,623	2,201,224
0201306000	MEAT BOVINE ANIMALS, BONELESS EX PROCESSED, FRSH/CHLD	KG 570,005	1,527,482
0202100090	CARCASSES/HALF-CARCASSES BOVINE ANIMALS NESOI FROZEN	KG 89,956	276,974
0202203550	MEAT BOVINE ANIMALS NESOI CUTS W/BONE PROCSSD FROZEN	KG 6,668,892	17,275,035
0202206000	MEAT BOVINE ANIMALS CUTS W/BONE EX PROCESSED, FROZEN	KG 328,021	590,485
0202303550	MEAT BOVINE ANIMALS BONELESS, PROCESSED, FROZEN	KG 1,740,407	2,948,116
0202306000	MEAT BOVINE ANIMALS BONELESS EXCEPT PROCESSED FRZN	KG 6,249,710	15,292,365
0203110000	CARCASSES & HALF-CARCASSES OF SWINE FRESH, CHILLED	KG 153,278	238,634
0203121000	HAMS/SHOULDERS & CUTS, BONE IN PROCESSED FRSH/CHLD	KG 550,213	1,379,608
0203129000	HAMS/SHOULDERS & CUTS, BONE IN EX PROCESSED FR, CH	KG 148,808	366,457
0203192000	MEAT OF SWINE, NESOI, PROCESSED, FRESH OR CHILLED	KG 2,480,381	4,512,695
0203194000	MEAT OF SWINE, NESOI, EX PROCESSED, FRESH/CHILLED	KG 676,251	1,416,916
0203210000	CARCASSES AND HALF-CARCASSES OF SWINE, FROZEN	KG 1,799,535	2,350,214
0203221000	HAMS, SHOULDERS & CUTS, BONE IN, PROCESSED, FROZEN	KG 1,415,685	2,156,119
0203229000	HAMS/SHOULDERS & CUTS, BONE IN EX PROCESSED, FROZN	KG 2,027,190	3,608,651
0203292000	MEAT OF SWINE, NESOI, PROCESSED, FROZEN	KG 3,936,965	7,123,564
0203294000	MEAT OF SWINE, NESOI, EXCEPT PROCESSED, FROZEN	KG 3,206,021	4,925,827
0204100000	CARCASSES AND HALF-CARCASSES OF LAMB FRESH/CHILLED	KG 23,130	47,520
0204410000	CARCASSES AND HALF-CARCASSES OF SHEEP, FROZEN	KG 5,798	7,798
0204420000	MEAT OF SHEEP, CUTS WITH BONE IN, NESOI, FROZEN	KG 103,575	145,354
0204430000	MEAT OF SHEEP, BONELESS, FROZEN	KG 3,128	5,000
0204500000	MEAT OF GOATS, FRESH, CHILLED OR FROZEN	KG 18,168	35,600
0206100000	OFFAL OF BOVINE ANIMALS, EDIBLE, FRESH OR CHILLED	KG 1,646,691	3,122,880
0206220000	LIVERS OF BOVINE ANIMALS, EDIBLE, FROZEN	KG 231,849	371,811
0206290090	OFFAL OF BOVINE ANIMALS, EDIBLE, NESOI, FROZEN	KG 307,893	242,965
0206300000	OFFAL OF SWINE, EDIBLE, FRESH OR CHILLED	KG 147,573	293,431
0206410000	LIVERS OF SWINE, EDIBLE, FROZEN	KG 24,484	13,500
0206490090	OTHER OFFAL OF SWINE EXCEPT LIVERS, EDIBLE, FROZEN	KG 312,858	374,036
0206800000	OFFAL SHEEP,GOAT,HORSE,ASS,MULE/HINNY EDIBLE FR/CH	KG 780,840	1,600,607
0206900020	OFFAL OF SHEEP (INCLUDING LAMB), EDIBLE, FROZEN	KG 25,755	35,000
0206900040	OFFAL, GOAT, HORSE, ASSES, MULE, HINNIES EDIBLE FR	KG 49,407	100,400
0207110020	CHICKENS, YOUNG, NOT CUT IN PIECES, FRESH, CHILLED	KG 570,162	858,609
0207110040	CHICKENS, NESOI, NOT CUT IN PIECES, FRESH, CHILLED	KG 2,083,857	3,239,464
0207120020	CHICKENS, YOUNG, NOT CUT IN PIECES, FROZEN	KG 10,565,860	15,562,751
0207120040	CHICKENS, NESOI, NOT CUT IN PIECES, FROZEN	KG 3,859,126	5,740,668
0207130000	CHICKEN CUTS & EDIBLE OFFAL (INCL LIVER) FRSH/CHLD	KG 1,662,704	2,239,477
0207140010	CHKN CUTS/EDBL OFFL(INC LIVERS), FRZN, LEG QRTS	KG 1,199,467	1,723,167
0207140025	CHKN CUTS/EDBL OFFL(INC LVRS), FRZN, LEGS EX QRTS	KG 11,323	20,123
0207140030	CHKN CUTS/EDBL OFFL(INC LVRS), FRZN, WINGS & PRTS	KG 174,207	136,887
0207140050	CHCKN CUTS/EDBL OFFAL(INC LVRS), FRZN, OFFAL	KG 54,600	56,123

TABLE 1 - SHIPMENTS OF MERCHANDISE FROM THE UNITED STATES TO PUERTO RICO,
BY COMMODITY:FISCAL YEAR 1999

COMM-CODE	COMMODITY AND UNIT OF QUANTITY	QUANTITY	VALUE-\$
0207140000	CHKN CUTS/EDBL OFFL(INCL LVRS), FRZN, OTHER	KG 34,668,501	44,403,991
0207240000	TURKEYS, NOT CUT IN PIECES, FRESH OR CHILLED	KG 1,695,689	2,541,213
0207250000	TURKEYS, NOT CUT IN PIECES, FROZEN	KG 3,074,891	4,899,460
0207260000	TURKEY CUTS & EDIBLE OFFAL (INCL LIVER) FRSH/CHLDD	KG 519,882	978,885
0207270025	TRKY CUTS/EDBL OFFL(INCL LVRS) FRZN, LEG WO/BONE	KG 40,981	72,000
0207270030	TRKY CUTS/EDBL OFFL(INCL LVRS) FRZN, WNGS & PARTS	KG 47,533	56,112
0207270045	TRKY CUTS/EDBL OFFL(INCL LVRS) FRZN, BRSTS & PARTS	KG 1,599,809	2,490,113
0207270050	TRKY CUTS/EDBL OFFL(INCL LVRS) FRZN, OFFAL	KG 46,449	69,412
0207270080	TRKY CUTS/EDBL OFFL(INCL LVRS) FRZN, OTHER	KG 1,559,512	2,782,881
0207320000	DUCKS, GEESE AND GUINEAS, WHOLE, FRESH OR CHILLED	KG 90,583	117,860
0207330000	DUCKS, GEESE & GUINEAS, NOT CUT IN PIECES, FROZEN	KG 30,129	94,522
0207350000	DUCKS/GEESE/GUINEAS CUTS & OFFAL EX LIVER FRSH/CHD	KG 72,558	126,813
0207360000	DUCK, GEESE, GUINEA CUTS/EDIBLE OFFAL (IN LIVR) FZ	KG 233,434	351,990
0208100000	RABBIT OR HARE MEAT & OFFAL FRESH, CHILLED, FROZEN	KG 130,216	109,240
0208900000	MEAT & EDIBLE MEAT OFFAL NESOI, FRESH, CHLD, FROZN	KG 22,882,081	35,970,159
0210110000	HAMS, SHOULDERS & CUTS, BONE IN, SALTED, DRD, SMKD	KG 51,119	117,270
0210120020	BACON	KG 215,322	542,362
0210120040	BELLIES, CUTS, SWINE, SALTD, IN BRINE, DRIED, SMKD	KG 20,400	15,866
0210190000	MEAT OF SWINE NESOI, SALTED, IN BRINE, DRIED, SMKD	KG 1,078,701	1,102,167
0210200000	MEAT, BOVINE ANIMALS, SALTED, IN BRINE, DRD, SMOKD	KG 1,232,843	1,488,976
0210900000	MEAT & OFFAL, SALTED, DRD, SMKD, INCL FLOUR & MEAL	KG 767,305	1,187,500
	FISH AND CRUSTACEANS, MOLLUSCS AND OTHER AQUATIC INVERTEBRATES..... TOTAL		12,909,649
0301990000	FISH, LIVE, NESOI	X 3,188	3,188
0302120003	ATLANTIC SALMON FARMED, FRESH/CHLDD EX FLT/LVR/ROE	KG 100,804	285,120
0302120004	ATLANTIC SALMON NT FARMED FRSH/CHLDD EX FLT/LVR/ROE	KG 19,291	27,200
0302120022	CHUM (DOG) SALMON FRESH/CHLDD EX FILLET/LIVER/ROE	KG 104,060	151,200
0302120062	SALMON, NESOI, FRESH OR CHILLED EX FILLET/LVR/ROE	KG 21,383	33,000
0302697000	FISH NESOI FRESH/CHLDD EXCEPT FILLETS/LIVERS/ROES	KG 71,552	225,259
0302705000	FISH LIVERS AND ROES NESOI, FRESH OR CHILLED	KG 450	4,972
0303100042	SOCKEYE (RED) SALMON, FROZEN, EX FILLET/LIVER/ROE	KG 19,233	80,000
0303310015	ATLANTIC & PACIFIC HALIBUT FROZEN EX FILLET/LVR/ROE	KG 7,825	41,182
0303490040	TUNAS NESOI, EXCEPT FILLETS, LIVERS, ROES, FROZEN	KG 174,323	282,994
0303780000	WHITING & HAKE, EXCEPT FILLETS, LIVER, ROE, FROZEN	KG 26,245	35,263
0303794020	MULLET, EXCEPT FILLETS, LIVERS AND ROES, FROZEN	KG 24,712	114,100
0303794030	MONKFISH, EXCEPT FILLETS, LIVERS & ROES, FROZEN	KG 10,678	75,600
0303796080	FROZEN, FISH EXCL FILLETS, LIVERS, ROES, NESOI	KG 176,083	503,879
0304105000	FISH FILLETS ETC EXCEPT STEAKS, NESOI, FRESH, CHLD	KG 93,409	100,570
0304208500	FISH FILLETS, NESOI, FROZEN	KG 138,068	486,148
0304901003	ALASKA POLLOCK SURIMI, FROZEN	KG 19,051	15,681
0304901009	FISH MINCED, NESOI, FROZEN	KG 21,757	42,175
0304908700	FISH MEAT NESOI, EX FISH STEAKS OR MINCED, FROZEN	KG 19,164	101,689
0305100000	FISH MEAL FIT FOR HUMAN CONSUMPTION	KG 883,124	5,422,555
0305490000	FISH INCLUDING FILLETS, SMOKED, NESOI	KG 16,560	58,482
0305510000	COD, DRIED, WHETHER OR NOT SALTED BUT NOT SMOKED	KG 12,600	28,611
0306110000	ROCK LOBSTER AND OTHER SEA CRAWFISH, FROZEN	KG 6,231	61,367
0306120000	LOBSTERS, INCLUDING IN SHELL, FROZEN	KG 53,108	1,056,211
0306130003	SHRIMP/PRAWN SHELL-ON COUNT SIZE < 33 PER KG FROZN	KG 39,801	627,363
0306130006	SHRIMP/PRAWN SHELL-ON COUNT SIZE 33-45 PER KG FRZN	KG 71,658	555,247
0306130009	SHRIMP/PRAWN SHELL-ON COUNT SIZE 46-55 PER KG FRZN	KG 13,621	189,796
0306130012	SHRIMP/PRAWN SHELL-ON COUNT SIZE 56-66 PER KG FRZN	KG 17,389	237,835
0306130015	SHRIMP/PRAWN SHELL-ON COUNT SIZE 67-88 PER KG FRZN	KG 662	9,100
0306130018	SHRIMP/PRAWN SHELL-ON COUNT SIZE 89-110 PER KG FRZ	KG 908	11,100
0306130027	SHRIMP/PRAWN SHELL-ON COUNT SIZE > 154 PER KG FRZN	KG 3,402	19,375
0306130040	SHRIMPS AND PRAWNS, PEELED, FROZEN	KG 30,623	129,049
0306142000	CRABMEAT, FROZEN	KG 41,723	167,684
0306144090	CRABS, NESOI, FROZEN	KG 31,839	311,542
0306190010	FRESHWATER CRAWFISH, FROZEN	KG 3,006	10,600
0306242000	CRABMEAT FRESH, CHILLED, DRIED, SALTED OR IN BRINE	KG 578	3,500
0306290000	CRUSTACEANS NESOI FRSH/CHLD/DRIED/SALTED/IN BRINE	KG 416	2,770
0307100040	OYSTERS NESOI LIVE/FRSH/CHLD/FZ/DRD/SALTD/IN BRINE	KG 108,489	340,000
0307290000	SCALLOPS INCL QUEEN, FROZEN/DRIED/SALTED/IN BRINE	KG 1,088	20,655
0307390000	MUSSELS, FROZEN, DRIED, SALTED OR IN BRINE	KG 18,469	48,064
0307490022	LOLIGO OPALESCENS SQUID FRZN (EX FILLET)/DRIED/ETC	KG 6,536	10,492
0307490060	CUTTLE FISH, FROZEN, DRIED, SALTED OR IN BRINE	KG 15,530	18,118
0307590000	OCTOPUS, FROZEN, DRIED, SALTED OR IN BRINE	KG 24,998	96,330
0307910030	CONCH, LIVE, FRESH OR CHILLED	KG 125,874	709,573
0307910040	MOLLUSCS/AQUATIC INVERTEBRATES NESOI LIVE/FRSH/CHD	KG 43,995	125,000

TABLE 1 - SHIPMENTS OF MERCHANDISE FROM THE UNITED STATES TO PUERTO RICO,
BY COMMODITY:FISCAL YEAR 1999

COMM-CODE	COMMODITY AND UNIT OF QUANTITY	QUANTITY	VALUE-\$
0307990080	MOLLUSC/AQUATIC INVRTEBRTE NESOI FZ/DRD/SALT/BRINE	KG 10,823	50,000
	DAIRY PRODUCE;BIRDS EGGS;NATURAL HONEY		
	EDIBLE PRODUCTS OF ANIMAL ORIGIN, NOT		
	ELSEWHERE SPECIFIED OR INCLUDED..... TOTAL		160,554,110
0401100000	MILK AND CREAM, NT CONCNTD, NT SWEETD, NOV 1% FAT	L 205,583	165,796
0401200000	MILK/CREAM NT CNCTRD/SWT, FAT CONTENT OV 1% NOV-6%	L 9,891,722	6,808,871
0401300000	MILK & CREAM, NOT CONCNTD/SWTN, FAT CONTENT OV 6%	L 10,743,484	9,432,332
0402100000	MLK & CRM CNTD W/N SWT POWDR GRAN/SLDS NOV1.5% FAT	KG 2,218,740	5,765,248
0402210000	MLK/CREAM CNCTRD NT SWTN PWD/OTH SOLIDS OV 1.5% FA	KG 2,126,474	7,313,420
0402290000	MLK & CRM,CNTD,SWTND,POWDR/SOLIDS, OVER 1.5% FAT	KG 105,839	140,604
0402910000	MILK & CREAM WHTHR/NT CONCENTRATD NT SWEETND NESOI	KG 29,679,272	22,487,401
0402990000	MILK/CREAM, WHTHR/NOT CONCENTRATED, SWEETND, NESOI	KG 10,969,032	7,678,474
0403100000	YOGURT, W/N SWEETENED, FLAVORED OR CNTG FRUIT/COCO	KG 1,195,721	2,973,872
0403900000	BUTTERMILK/KEPHIR/CURDLED FERMENTD ACIDFD MLK & CRM	X 37,939	
0404100500	WHEY PROTEIN CONCENTRATES	KG 40,579	75,705
0404100850	MODIFIED WHEY, NESOI	KG 20,412	23,000
0404102000	WHEY, WHETHER OR NT CONCENTRATD OR SWEETEND, FLUID	L 847,840	1,400,000
0404104000	WHEY, WHETHER OR NT CONCENTRATD OR SWEETEND, DRIED	KG 133,194	168,759
0404900000	PRODUCTS OF NATURAL MILK CONSTITUENTS, NESOI	KG 3,328,034	6,314,244
0405100000	BUTTER	KG 1,610,187	2,624,953
0405200000	DAIRY SPREADS	KG 67,237	102,771
0405900000	FATS AND OILS DERIVED FROM MILK, NESOI	KG 138,934	268,310
0406100000	FRESH CHEESE (INC WHEY CHEESE) NT FRMNTD, AND CURD	KG 3,128,728	9,546,882
0406200000	CHEESE OF ALL KINDS, GRATED OR POWDERED	KG 1,335,373	2,265,265
0406300000	CHEESE, PROCESSED, NOT GRATED OR POWDERED	KG 7,163,866	20,171,525
0406901000	CHEESE, CHEDDAR, NESOI	KG 2,287,916	6,028,370
0406906500	CHEESE, COLBY, NESOI	KG 8,408	33,588
0406909550	CHEESE, INCLUDING MIXTURES, NESOI	KG 9,743,592	23,840,333
0407000020	BIRDS' EGGS, IN SHELL, FOR HATCHING	DOZ 4,664,456	6,436,159
0407000040	BIRDS' EGGS, IN SHELL, FRESH, PRESERVED OR COOKED	DOZ 16,869,580	16,865,051
0408110000	EGG YOLKS, DRIED, WHETHER OR NOT SWEETENED	KG 44,336	36,848
0408190000	EGG YOLKS, FRSH, FRZN, COOKED BY WATER, MOLDED ETC	KG 673,818	1,001,691
0408910000	BIRDS' EGGS NOT IN SHELL, DRIED, W/N SWEETENED	KG 816	3,877
0408990000	BIRDS' EGGS NT IN SHELL, FRSH FRZN COOKD WATER ETC	KG 272,624	430,366
0409000025	HONEY, NATURAL, PACKAGED FOR RETAIL SALE	KG 6,940	19,444
0409000055	HONEY, NATURAL, NESOI	KG 53,009	79,717
0410000000	EDIBLE PRODUCTS OF ANIMAL ORIGIN, NESOI	KG 678	3,384
	PRODUCTS OF ANIMAL ORIGIN, NOT		
	ELSEWHERE SPECIFIED OR INCLUDED..... TOTAL		2,962,811
0501000000	HUMAN HAIR, UNWORKED AND WASTE OF HUMAN HAIR	KG 1,348	29,961
0504000020	HOG GUTS, BLADDERS, STOMACHS FOR SAUSAGE CASINGS	KG 189,297	512,497
0504000050	GUTS, BLDRS & STMCHS OF ANMLS, FRZN BEEF TRIPE	KG 161,028	113,932
0505100000	DOWN FOR STUFFING CLEANED/DISINFECT TREAT FOR PRES	KG 87	2,851
0506900000	POWDER AND WASTE OF BONES AND HORN-CORES, NESOI	KG 1,790	15,000
0509000000	NATURAL SPONGES OF ANIMAL ORIGIN	KG 4,052	61,057
0510004010	PANCREAS GLANDS	KG 66,743	500,119
0510004040	CANTHARIDES, GLANDS USED FOR PHARMACEUTICAL PRDCTS	KG 29	10,761
0510005000	AMBERGRIS/CASTOREUM/CIVET/MUSK NESOI BILE W/N DRID	KG 21,056	450,487
0511100000	BOVINE SEMEN	X 331,913	
0511910000	PRODUCTS, FISH, CRUSTACEANS ETC, DEAD ANMLS OF CH3	KG 159	2,846
0511994024	DAIRY CATTLE EMBRYOS	NO 23	10,176
0511994028	CATTLE EMBRYOS, EXCEPT DAIRY CATTLE	NO 6	2,550
0511995000	ANIMAL PRODUCTS NESOI, DEAD ANIMALS CH 1, INEDIBLE	KG 313,410	918,661
	VEGETABLES PRODUCTS..... TOTAL		306,409,807
	LIVE TREES AND OTHER PLANTS;		
	BULBS, ROOTS AND THE LIKE;		
	CUT FLOWERS AND ORNAMENTAL FOLIAGE..... TOTAL		1,014,680
0602100000	UNROOTED CUTTINGS AND SLIPS OF PLANTS, NESOI	NO 26,022	117,460
0602200000	TREES, SHRUBS, BUSHES WHICH BEAR EDIBLE FRUIT/NUTS	NO 20,842	430,173
0602902000	ORCHID PLANTS, LIVE	KG 10	3,583
0602906010	TREES AND SHRUBS WITH SOIL ATTACHED TO ROOTS	NO 225	10,000
0602906090	PLANTS, LIVE, WITH SOIL ATTACHED TO ROOTS, NESOI	NO 26,079	223,669
0602909010	TREES AND SHRUBS LIVE WITHOUT SOIL ATTACHED, NESOI	NO 6,199	84,660

TABLE 1 - SHIPMENTS OF MERCHANDISE FROM THE UNITED STATES TO PUERTO RICO,
BY COMMODITY:FISCAL YEAR 1999

COMM-CODE	COMMODITY AND UNIT OF QUANTITY		QUANTITY	VALUE-\$
0602909080	PLANTS, LIVE, WITHOUT SOIL ATTACHED TO ROOTS NESOI	NO	6,438	76,506
0603100000	CUT FLOWERS AND FLOWER BUDS, FRESH	X		12,891
0603900000	CUT FLOWERS/BUDS DRIED, DYED OR OTHERWISE PREPARED	X		13,167
0604100000	MOSES, LICHENS FRESH DRIED ETC OTHERWISE PREPARED	X		7,000
0604910000	FOLIAGE, BRANCHES ETC, FRESH	X		9,200
0604990000	FOLIAGES, BRANCHES ETC DRID/DYED/BLACHD/MPREG ETC	X		26,362
	EDIBLE VEGETABLES AND CERTAIN ROOTS AND TUBERS.....	TOTAL	102,603,339	79,696,280
0701100000	POTATOES, SEED, FRESH OR CHILLED	KG	16,165,009	3,328,592
0701900000	POTATOES, EXCEPT SEED, FRESH OR CHILLED, NESOI	KG	8,345,769	3,746,195
0702000010	CHERRY TOMATOES, FRESH OR CHILLED	KG	1,298,079	1,466,039
0702000050	TOMATOES, FRESH OR CHILLED, NESOI	KG	8,915,899	11,073,313
0703102000	ONION SETS, FRESH OR CHILLED	KG	2,288,905	1,533,993
0703105000	ONIONS AND SHALLOTS, NESOI, FRESH OR CHILLED	KG	4,529,782	1,872,939
0703200000	GARLIC, FRESH OR CHILLED	KG	360,821	473,135
0704902000	CABBAGE, FRESH OR CHILLED	KG	2,970,280	1,353,742
0704904020	BROCCOLI INCLUDING SPROUTING BROCCOLI, FRSH/CHILLD	KG	97,136	34,761
0704904040	KOHLRABI & SIMILAR EDIBLE BRASSICAS NESOI FRSH/CHD	KG	17,580	11,926
0705110000	HEAD LETTUCE (CABBAGE LETTUCE), FRESH OR CHILLED	KG	10,284,886	7,654,364
0705190000	LETTUCE, EXCEPT HEAD LETTUCE, FRESH OR CHILLED	KG	723,452	395,030
0706103000	CARROTS, FRESH OR CHILLED	KG	713,498	500,729
0706900000	SALAD BEETS, RADISHES, ETC NESOI, FRESH OR CHILLED	KG	115,461	241,229
0707000000	CUCUMBERS AND GHERKINS, FRESH OR CHILLED	KG	11,939	9,200
0708100000	PEAS (PISUM SATIVUM), FRESH OR CHILLED	KG	72,008	19,055
0708200000	BEANS (VIGNA SPP., PHASEOLUS SPP.) FRESH OR CHILLD	KG	267,312	188,293
0708900000	LEGUMINOUS VEGETABLES, NESOI, FRESH OR CHILLED	KG	1,663,353	2,347,915
0709100000	GLOBE ARTICHOKE, FRESH OR CHILLED	KG	10,342	64,227
0709600000	FRUITS OF GENUS CAPSICUM OR PIMENTA, FRESH/CHILLED	KG	2,541,572	2,888,617
0709700000	SPINACH, NEW ZEALAND & ORACHE (GARDEN), FRSH/CHLD	KG	38,058	100,000
0709904500	SWEET CORN, FRESH OR CHILLED	KG	135,033	100,398
0709905000	VEGETABLES, NESOI, FRESH OR CHILLED	KG	13,385,504	13,488,183
0710100000	POTATOES UNCOOKD/COOKED BY BOILING IN WATER, FROZN	KG	427,678	525,585
0710210000	PEAS, RAW COOKED IN BOILING WATER, FROZEN	KG	330,754	175,000
0710220000	BEANS, RAW COOKED IN BOILING WATER, FROZEN	KG	169,708	163,649
0710290000	LEGUMINOUS VEG RAW/COOKED BY BOILING, FROZEN NESOI	KG	76,469	131,487
0710400000	SWEET CORN RAW/COOKED BY STEAM/BOILING IN WATER FZ	KG	509,662	569,511
0710800050	VEGETABLES, NESOI RAW/COOKED BY BOILING, FROZEN	KG	749,870	1,031,623
0710900000	VEGETABLES MIXTURES, RAW/COOKED BY BOILING, FROZEN	KG	1,024,433	1,423,755
0711100000	ONIONS, PROVISIONALLY PRESERVED, INEDIBLE	KG	19,731	8,700
0711900000	VEG NESOI, VEG MIX, PROVISIONALLY PRES, INEDIBLE	KG	2,300,755	6,377,543
0712202000	ONION POWDER OR FLOUR	KG	44,536	89,825
0712204000	ONIONS, DRIED, EXCEPT POWDER OR FLOUR	KG	129,403	377,237
0712903000	POTATOES WHETHER OR NOT CUT OR SLICED, DRIED	KG	127,405	144,231
0712904020	GARLIC POWDER OR FLOUR	KG	21,942	62,033
0712904040	GARLIC, DRIED, EXCEPT POWDER OR FLOUR	KG	185,736	385,824
0712908050	SWEET CORN SEEDS OF A KIND USED FOR SOWING, DRIED	KG	600	4,321
0712909000	VEGETABLES NESOI & MIXTURES OF VEGETABLES DRIED ET	KG	162,106	199,509
0713101000	PEAS, SEEDS OF A KIND USED FOR SOWING DRD, SHELLED	KG	42,201	25,305
0713102000	SPLIT PEAS (EX SEED) DRIED, SHELLED W/N SKIN/SPLIT	KG	5,670	2,530
0713104020	GREEN PEAS, EXCEPT SEED, DRIED, SHELLED	KG	524,696	167,505
0713104080	PEAS NESOI (EX SEED) DRIED, SHELLED W/N SKIN/SPLIT	KG	255,425	171,348
0713202000	CHICKPEAS (GARBANZOS), EXCEPT SEED, DRIED, SHELLED	KG	173,136	134,541
0713311000	BEANS, SEED, VIGNA MUNGO (L.) HEPPEP ETC., DRIED	KG	113,356	98,244
0713316000	BEANS EX SEED VIGNA MUNGO HEPPEP, DRIED, SHELLED	KG	1,113,003	724,689
0713321000	SMALL RED (ADZUKI) BEANS, SEEDS FOR SOWING, DRIED	KG	68,210	57,000
0713322000	SMALL RED (ADZUKI) BEANS, EXCEPT SEED DRD, SHELLED	KG	322,492	237,002
0713331020	NAVY OR PEA BEANS, SEED OF A KIND USED FOR SOWING	KG	62,644	42,990
0713331040	KIDNEY BEANS, SEED OF A KIND USED FOR SOWING NESOI	KG	252,193	192,300
0713333000	NAVY OR PEA BEANS, EXCEPT SEED, DRIED, SHELLED	KG	629,920	377,226
0713335020	DARK RED KIDNEY BEANS, (EX SEED), DRIED, SHELLED	KG	1,943,275	1,271,322
0713335040	LIGHT RED KIDNEY BEANS, (EX SEED), DRIED, SHELLED	KG	9,049,150	6,134,769
0713335050	DRIED PINK BEANS, NOT USED FOR SOWING	KG	306,493	182,424
0713335070	KIDNEY BEANS INC WHITE PEA, NESOI, EX SEED DR/SHLD	KG	1,008,454	677,609
0713391000	BEANS (VIGNA SPP, PHASEOLUS) NESOI, SEEDS, DRIED	KG	87,580	80,968
0713391500	COWPEAS, EXCEPT SEED, DRIED, SHELLED	KG	58,486	40,284
0713395010	BLACK BEANS, EXCEPT SEED, DRIED, SHELLED	KG	484,409	311,315
0713395030	BABY LIMA BEANS, EXCEPT SEED, DRIED, SHELLED	KG	63,729	56,268
0713395040	LIMA BEANS, NESOI, EXCEPT SEED, DRIED, SHELLED	KG	60,378	51,360

TABLE 1 - SHIPMENTS OF MERCHANDISE FROM THE UNITED STATES TO PUERTO RICO,
BY COMMODITY: FISCAL YEAR 1999

COMM-CODE	COMMODITY AND UNIT OF QUANTITY	QUANTITY	VALUE-\$
0713395050	PINTO BEANS, EXCEPT SEED, DRIED, SHELLED	KG 2,499,873	1,423,074
0713395060	WHITE BEANS, NESOI, EXCEPT SEED, DRIED, SHELLED	KG 188,120	123,059
0713395070	CRANBERRY BEANS, EXCEPT SEED, DRIED, SHELLED	KG 448,023	307,038
0713395090	BEANS, NESOI, EXCEPT SEED, DRIED, SHELLED	KG 1,089,191	772,372
0713401000	LENTILS, SEEDS OF A KIND USED FOR SOWING, DRIED	KG 20,977	6,525
0713402000	LENTILS EXCEPT SEED, DRIED, SHELLED	KG 191,451	83,909
0714102000	CASSAVA (MANIOC) FRESH OR DRIED, W/NT PELLET	KG 20,631	45,000
0714201000	SWEET POTATOES, FROZEN WHETHER/NT IN FORM OF PELLET	KG 46,207	79,332
0714202000	SWEET POTATOES, FRESH OR DRIED, WHETHER/NT PELLETS	KG 273,520	273,284
EDIBLE FRUITS AND NUTS;			
PEEL OF CITRUS FRUITS OR MELONS..... TOTAL		22,835,747	27,449,333
0802110000	ALMONDS, FRESH OR DRIED, IN SHELL	KG 4,419	10,908
0802120000	ALMONDS, FRESH OR DRIED, SHELLED	KG 1,176	6,350
0802210000	HAZELNUTS OR FILBERTS, FRESH OR DRIED, IN SHELL	KG 109,923	250,788
0802310000	WALNUTS, FRESH OR DRIED, IN SHELL	KG 159,670	111,433
0802320000	WALNUTS, FRESH OR DRIED, SHELLED	KG 1,691	8,888
0802901000	PECANS, FRESH OR DRIED, IN SHELL	KG 1,865	4,513
0802909100	NUTS, NESOI, FRESH OR DRIED, IN SHELL	KG 2,992	23,407
0802909500	NUTS, NESOI, FRESH OR DRIED, SHELLED	KG 31,360	51,289
0804100000	DATES, FRESH OR DRIED	KG 65,333	110,000
0804300000	PINEAPPLES, FRESH OR DRIED	KG 19,741	28,363
0804400000	AVOCADOS, FRESH OR DRIED	KG 49,912	42,000
0805100020	ORANGES, TEMPLE, FRESH OR DRIED	KG 177,653	164,040
0805100040	ORANGES, NESOI, FRESH OR DRIED	KG 364,844	237,037
0805200020	TANGERINES, FRESH OR DRIED	KG 538,338	642,795
0805200040	MANDARINES & SIMILAR CITRUS HYBRIDS NESOI, FRSH/DR	KG 24,231	23,268
0805400000	GRAPEFRUIT, FRESH OR DRIED	KG 23,338	29,222
0805900000	CITRUS FRUITS, INC KAMQUATS, NESOI, FRESH OR DRIED	KG 27,898	31,422
0806100000	GRAPES, FRESH	KG 1,655,810	3,428,276
0806200000	GRAPES, DRIED (INCLUDING RAISINS)	KG 62,810	167,519
0807110000	WATERMELONS, FRESH	KG 196,193	159,610
0807191500	CANTALOUPE, FRESH	KG 208,317	195,985
0807199000	MELONS, NESOI, FRESH	KG 45,188	72,000
0808100000	APPLES, FRESH	KG 7,859,548	5,810,602
0808200000	PEARS AND QUINCES, FRESH	KG 2,293,910	2,038,529
0809100000	APRICOTS, FRESH	KG 15,318	20,497
0809300000	PEACHES, INCLUDING NECTARINES, FRESH	KG 164,002	162,573
0809400000	PLUMS, PRUNE PLUMS AND SLOES, FRESH	KG 474,296	686,428
0810100000	STRAWBERRIES, FRESH	KG 34,891	63,730
0810905000	FRUITS, FRESH, NESOI	KG 6,875,426	10,248,785
0811100000	STRAWBERRIES, UNCOOKED/COOKED BY WATER, FROZEN	KG 40,389	53,250
0811909000	FRUIT & NUTS UNCOOKED/COOKED BY WATER W/NT SW NESOI	KG 438,420	600,794
0812900000	FRUIT & NUTS PROVISIONALLY PRESERVED INEDIBLE NESOI	KG 40,288	74,052
0813200000	PRUNES, DRIED	KG 17,064	23,000
0813408500	FRUIT, DRIED, NESOI, EX THAT OF HEADING 0801-0806	KG 238,399	580,336
0813500020	MIXTURES CONTAINING ONLY DRIED FRUITS OF CHAPTER 8	KG 54,174	71,729
0813500040	MIXTURES CONTAINING ONLY NUTS OF CHAPTER 8	KG 39,480	120,729
0813500060	MIXTURES OF NUTS OR DRIED FRUITS OF CHAP 8, NESOI	KG 466,927	1,108,040
0814000000	PEEL, CITRUS OR MELON, FRSH/FRZN/DRIED/PROVSL PRES	KG 7,513	11,146
COFFEE, TEA, MATE AND SPICES..... TOTAL		507,038	1,243,707
0901110000	COFFEE, NOT ROASTED, NOT DECAFFEINATED	KG 8,495	15,896
0901120000	COFFEE, NOT ROASTED, DECAFFEINATED	KG 1,060	4,242
0901210000	COFFEE, ROASTED, NOT DECAFFEINATED	KG 48,002	167,553
0901220000	COFFEE, ROASTED, DECAFFEINATED	KG 5,743	39,878
0902100000	GREEN TEA NT FERMTD IN IMMED PACKG CONTENT NOV 3KG	KG 182	3,060
0904110000	PEPPER OF GENUS PIPER, NEITHER CRUSHED NOR GROUND	KG 30,917	57,623
0904120000	PEPPER OF THE GENUS PIPER, CRUSHED OR GROUND	KG 25,037	61,059
0904200000	FRUITS OF GENUS CAPSICUM OR PIMENTA, DRD/CRSH/GRND	KG 67,851	245,952
0906200000	CINNAMON & CINNAMON-TREE FLOWERS, CRUSHD OR GROUND	KG 5,986	13,940
0909100000	SEEDS OF ANISE OR BADIAN	KG 2,962	13,088
0909300000	SEEDS OF CUMIN	KG 10,664	30,340
0910500000	CURRY	KG 6,809	18,332
0910910000	MIXTURES OF SPICES REFERRED TO IN NOTE 1(B) CHAP 9	KG 10,903	44,451
0910990000	SPICES, NESOI	KG 282,617	528,293
CEREALS..... TOTAL			135,147,971

TABLE 1 - SHIPMENTS OF MERCHANDISE FROM THE UNITED STATES TO PUERTO RICO,
BY COMMODITY:FISCAL YEAR 1999

COMM-CODE	COMMODITY AND UNIT OF QUANTITY	QUANTITY	VALUE-\$
1001100010	DURUM WHEAT SEED FOR SOWING	KG 50,000	31,587
1001902055	WHEAT AND MESLIN, EXCEPT SEED, NESOI	T 79,403	9,787,968
1002000000	RYE IN THE GRAIN	T 3	3,567
1003002000	BARLEY FOR MALTING PURPOSES	T 10	2,670
1004000010	OATS SEED FOR SOWING	KG 1,547,555	179,546
1004000060	OATS, EXCEPT SEED	T 153	32,199
1005100090	CORN (MAIZE), OTHER THAN YELLOW CORN, SEED, NESOI	KG 40,021	17,905
1005902020	YELLOW DENT CORN (MAIZE), U. S. NO. 1, EXCEPT SEED	T 13,367	1,404,066
1005902030	YELLOW DENT CORN (MAIZE), U. S. NO. 2 EXCEPT SEED	T 328,402	34,348,050
1005902035	YELLOW DENT CORN (MAIZE), U. S. NO. 3 EXCEPT SEED	T 4,068	424,407
1005902070	CORN (MAIZE) YELLOW DENT, NESOI, EXCEPT SEED	T 18,739	1,781,702
1005904040	POPCORN, UNPOPPED, EXCEPT SEED	KG 324,498	363,853
1005904060	CORN (MAIZE) EXCLUDING SWEET CORN NESOI EX SEED	T 2,710	332,634
1006204020	RICE, LONG GRAIN, HUSKED (BROWN)	KG 336,289	165,677
1006204040	RICE, MEDIUM GRAIN, HUSKED (BROWN)	KG 913,654	419,345
1006301020	RICE, SEMI OR WHOLLY MILLED, PARBOILED, LONG GRAIN	KG 2,770,262	1,340,932
1006301040	RICE, SEMI/WHOLLY MILLED, PARBOILED NESOI INC MXTRS	KG 2,200,731	1,282,732
1006309010	RICE, SEMI/WHOLLY MILLED, NESOI, LONG GRAIN	KG 49,333,373	23,243,117
1006309020	RICE, SEMI/WHOLLY MILLED, NESOI, MEDIUM GRAIN	KG 93,661,709	46,601,348
1006309030	RICE, SEMI/WHOLLY MILLED, NESOI, SHORT GRAIN	KG 1,362,491	708,540
1006309040	RICE, SEMI/WHOLLY MILLED, NESOI MIXTURES OF GRAINS	KG 12,904,708	4,132,723
1006400000	RICE, BROKEN	KG 516,888	252,921
1007000040	GRAIN SORGHUM EXCEPT SEEDS FOR SOWING	T 2,576	289,700
1008100000	BUCKWHEAT	KG 9,481	2,508
1008200000	MILLET	KG 454,747	97,800
1008300000	CANARY SEED	KG 721,146	377,859
1008900020	WILD RICE	KG 2,821	12,690
1008900040	CEREALS, NESOI	KG 3,518,265	7,532,105
PRODUCTS OF THE MILLING INDUSTRY; MALT; STARCHES; INULIN; WHEAT GLUTEN..... TOTAL		51,051,275	33,003,489
1101000000	WHEAT OR MESLIN FLOUR	KG 14,980,857	7,747,330
1102200000	CORN (MAIZE) FLOUR	KG 3,443,937	1,943,070
1102900000	CEREAL FLOURS OTHER THAN OF WHEAT OR MESLIN, NESOI	KG 1,286,995	313,172
1103110040	GROATS AND MEAL OF WHEAT, NESOI	KG 3,638,804	621,486
1103130020	GROATS AND MEAL OF CORN (MAIZE), CORNMEAL	KG 278,652	108,730
1103130060	GROATS AND MEAL OF CORN (MAIZE), NESOI	KG 339,115	89,046
1103190000	GROATS AND MEAL OF CEREAL, NESOI	KG 20,128	28,315
1103290000	PELLETS OF CEREAL, NESOI	KG 64,588	16,137
1104110000	GRAINS, ROLLED OR FLAKED, OF BARLEY	KG 287,774	571,571
1104120000	GRAINS, ROLLED OR FLAKED, OF OATS	KG 21,017	14,550
1104190000	GRAINS ROLLD/FLAKD OF CEREAL EX RICE OF 1006,NESOI	KG 5,075,581	5,345,041
1104220000	GRAINS WORKED (HULLD PEARLD SLICED KIBBLD) OF OATS	KG 591,210	323,583
1104290000	GRAINS WORKED ETC. OF CEREAL EX RICE OF 1006 NESOI	KG 89,488	66,484
1105100000	FLOUR, MEAL AND POWDER OF POTATOES	KG 157,052	232,784
1105200000	FLAKES OF POTATOES	KG 178,237	323,404
1106200000	FLOUR MEAL & POWDER OF SAGO, ROOTS/TUBERS OF 0714	KG 2,305,098	2,950,000
1106300000	FLOUR, MEAL & POWDER OF THE PRODUCTS OF CHAPTER 8	KG 291,105	259,288
1107100000	MALT, NOT ROASTED	KG 4,970,201	1,427,237
1107200000	MALT, ROASTED	KG 76,948	39,789
1108110000	STARCH, WHEAT	KG 437,993	188,542
1108120000	STARCH, CORN (MAIZE)	KG 6,759,931	3,398,647
1108130000	STARCH, POTATO	KG 2,137	10,843
1108140000	STARCH, CASSAVA (MANIOC)	KG 58,934	63,920
1108190000	STARCHES, NESOI	KG 3,565,948	4,510,570
1108200000	INULIN	KG 40,824	95,000
1108900000	WHEAT GLUTEN, WHETHER OR NOT DRIED	KG 2,078,721	2,314,950
OIL SEEDS AND OLEAGINOUS FRUITS; MISCELLANEOUS GRAINS, SEEDS AND FRUITS; INDUSTRIAL OR MEDICINAL PLANTS; STRAW AND FODDER..... TOTAL			14,864,572
1201000020	SOYBEAN SEEDS FOR SOWING	KG 16,656	12,960
1202100000	PEANUTS (GROUND-NUTS) RAW, IN SHELL	KG 200,328	228,795
1202200020	PEANUTS (GROUND-NUTS) RAW SHELLD W/N BR, OIL STOCK	KG 20,140	2,721
1206000020	SUNFLOWER SEEDS WHETHER/NOT BROKEN, FOR OIL STOCK	KG 21,773	30,835
1206000040	SUNFLOWER SEEDS FOR SOWING, EXCEPT FOR OIL STOCK	KG 79,017	49,544

TABLE 1 - SHIPMENTS OF MERCHANDISE FROM THE UNITED STATES TO PUERTO RICO,
BY COMMODITY:FISCAL YEAR 1999

COMM-CODE	COMMODITY AND UNIT OF QUANTITY		QUANTITY	VALUE-\$
1206000061	SUNFLOWER SEEDS FOR HUMAN USE, IN SHELL, NESOI	KG	3,273,599	1,524,918
1206000090	SUNFLOWER SEEDS NOT FOR HUMAN USE, NESOI	KG	1,338,824	188,114
1207200010	COTTON SEEDS FOR SOWING	KG	128,931	64,587
1207200090	COTTON SEEDS, EXCEPT FOR SOWING	KG	7,485,949	2,257,928
1207300000	CASTOR BEANS, WHETHER OR NOT BROKEN	KG	5,689	4,088
1207400000	SESAME SEEDS, WHETHER OR NOT BROKEN	KG	110,530	170,677
1207990090	OIL SEEDS & OLEAGINOUS FRUITS W/NT BROKEN, NESOI	KG	118,631	62,461
1208100000	FLOURS AND MEALS OF SOYBEANS	KG	49,859,321	8,541,587
1208900000	FLOUR & MEAL OIL SEED/OLEAGINOUS FRT EX MSTO NESOI	KG	1,333,005	143,501
1209110000	SUGAR BEET SEED OF A KIND USED FOR SOWING	KG	20,276	17,590
1209290025	BERMUDA GRASS SEED, HUSKED, USED FOR SOWING	KG	2,792	14,520
1209290075	GRASS SEEDS OF A KIND FOR SOWING, NESOI	KG	589	2,981
1209290096	SEEDS OF FORAGE PLANTS FOR SOWING, NESOI	KG	1,816	10,825
1209300010	PETUNIA SEEDS FOR SOWING	KG	324	100,709
1209300080	SEEDS HERB PLANTS PRNCLY FLOWERS, FOR SOWNG, NESOI	KG	2,621	10,000
1209914000	ONION SEEDS FOR SOWING	KG	344	17,000
1209918009	CABBAGE SEED OF A KIND USED FOR SOWING, NESOI	KG	2,184	6,661
1209918070	TOMATO SEEDS FOR SOWING	KG	900	50,878
1209918090	VEGETABLE SEEDS OF A KIND USED FOR SOWING, NESOI	KG	9,582	88,333
1209994070	TOBACCO SEEDS OF A KIND USED FOR SOWING	KG	32	16,064
1209994090	SEEDS, FRUITS AND SPORES, USED FOR SOWING, NESOI	KG	522	13,750
1211908025	SUBSTNCES PRNCLY USED AS/IN MEDICAMNT NESOI FR/DR	KG	8,609	224,925
1211908400	HERBAL TEAS & INFUSIONS (SINGLE SPECIES, UNMIXED)	KG	2,443	67,669
1211909000	PLANTS & PARTS, NESOI, FRSH/DRIED USED PERFUMY ETC	KG	6,850	28,354
1212920000	SUGAR CANE, FRSH/DRD/FRZ/CHD WHETHER OR NOT GROUND	T	201	103,872
1212990000	VEGETBLE PRODCTS (INC UNRT CHICORY RT) EDIBLE NESO	KG	57,772	77,000
1213000000	CEREAL STRAW & HUSKS UNPREP W/N CHOP ETC OR PELLET	T	66	24,374
1214100010	ALFALFA (LUCERNE) CUBES, DEHYDRATED	T	15	3,630
1214100060	ALFALFA (LUCERNE) MEAL AND PELLETS, NESOI	T	318	62,000
1214900010	ALFALFA HAY, NESOI, WHETHER OR NOT DOUBLE COMPRESSED	T	2,382	381,685
1214900015	HAY, NESOI, WHETHER OR NOT IN THE FORM OF PELLETS	T	1,067	234,058
1214900040	RUTABAGAS LUPINES VETCHES & SIMLR FORAGE PRD NESOI	T	24	15,000
	LAC; GUMS, RESINS AND OTHER			
	VEGETABLE SAPS AND EXTRACT.....	TOTAL	4,713,071	13,601,954
1301100000	LAC/SHELLAC/STICK LAC/SEED LAC/BUTTON LAC/OTHR LAC	KG	208,170	523,278
1301200000	GUM ARABIC	KG	188,951	635,721
1301900000	NATURAL GUMS, GUM RESINS, RESINS AND BALSAMS NESOI	KG	3,537,952	7,157,411
1302120000	VEGETABLE SAPS AND EXTRACTS OF LICORICE	KG	73,711	71,500
1302190000	VEGETABLE SAPS AND EXTRACTS, NESOI	KG	658,758	4,617,721
1302310000	AGAR-AGAR	KG	12,645	22,000
1302390000	MUCILAGE & THICKNER W/N MODIFIED, FRM VEG PRD NESOI	KG	34,884	574,323
	VEGETABLE PLAITING MATERIALS;			
	VEGETABLE PRODUCTS NOT ELSEWHERE			
	SPECIFIED OR INCLUDED.....	TOTAL		1,385,921
1401100000	BAMBOO, USED PRIMARILY FOR PLAITING	X		96,876
1401200000	RATTANS USED PRIMARILY FOR PLAITING	X		41,919
1401900000	VEGETABLE MATERIALS PRIMARILY FOR PLAITING, NESOI	X		6,528
1402901000	VEGETABLE HAIR USED PRIMARILY AS STUFFING OR PADDI	KG	3,946	13,093
1403900000	VEGETABLE MATERIALS USED IN BROOMS & BRUSHES NESOI	KG	1,600	2,912
1404200000	COTTON LINTERS	KG	83,993	60,903
1404900000	VEGETABLE PRODUCTS NESOI	KG	838,745	1,163,690
	ANIMAL OR VEGETABLE FATS AND			
	OILS AND THEIR CLEAVAGE PRODUCTS;			
	PREPARED EDIBLE FATS; ANIMAL			
	OR VEGETABLE WAXES.....	TOTAL	95,403,400	75,274,995
	ANIMAL OR VEGETABLE FATS AND			
	OILS AND THEIR CLEAVAGE PRODUCTS;			
	PREPARED EDIBLE FATS; ANIMAL			
	OR VEGETABLE WAXES.....	TOTAL	95,403,400	75,274,995
1501000020	LARD	KG	5,038,159	3,135,870
1501000040	CHOICE WHITE GREASE	KG	13,200	4,904
1501000060	YELLOW GREASE	KG	233,522	72,075
1501000080	OTHER PIG FAT AND POULTRY FAT, RENDERED, NESOI	KG	287,129	430,086

TABLE 1 - SHIPMENTS OF MERCHANDISE FROM THE UNITED STATES TO PUERTO RICO,
BY COMMODITY:FISCAL YEAR 1999

COMM-CODE	COMMODITY AND UNIT OF QUANTITY	QUANTITY	VALUE-\$
1502000020	TALLOW, EDIBLE	KG 361,908	113,719
1502000040	TALLOW, INEDIBLE	KG 2,277,941	502,596
1503000000	LARD STEARIN/LARD OIL/ETC NT EMULSIFIED OR PREPRD	KG 1,431,789	634,652
1504100000	FISH-LIVER OILS & THEIR FRACTIONS NT CHEM MODIFIED	KG 1,366	10,887
1504200020	MENHADEN FATS & OILS EX LVR OIL, NOT CHEM MODIFIED	KG 315	3,537
1505000000	WOOL GREASE EX CRUDE & FATTY SUBSTNCS INCL LANOLIN	KG 74,451	232,148
1506000000	ANIMAL FAT & OIL & FRACTION NESOI NT CHEM MODIFIED	KG 30,471	22,039
1507100000	SOYBEAN OIL & FRACTIONS, CRUDE, WHETH/NOT DEGUMMED	KG 2,815,614	703,380
1507904020	SOYBEAN OIL, ONCE-REFINED NOT CHEMICALLY MODIFIED	KG 3,966,508	2,935,811
1507904050	SOYBEAN OIL, FULLY REFINED, NT CHEMICALLY MODIFIED	KG 12,849,536	8,820,678
1508900000	PEANUT (GROUND-NUT) OIL, REFINED, NT CHEM MODIFIED	KG 12,274	18,485
1509102000	OLIVE OIL, VIRGIN, N/CHEM MODIFD, IN CONT <18 KG	KG 101,115	267,526
1509104000	OLIVE OIL, VIRGIN, N/CHEM MODIFD, IN CONT 18KG/OVER	KG 8,105	36,867
1509902000	OLIVE OIL, REFINED, N/CHEM MODIFD, IN CONT <18 KG	KG 4,310	9,937
1509904000	OLIVE OIL, REFINED, N/CHEM MODIFD, IN CONT 18KG/OVER	KG 37,369	19,758
1510000000	OLIVE-RESIDUE OIL & BLENDS (1509&1510) NT CHEM MOD	KG 17,979	50,000
1512110020	SUNFLOWER-SEED OIL, CRUDE, NOT CHEMICALLY MODIFIED	KG 21,772	16,282
1512190020	SUNFLOWER-SEED OIL, REFINED, NOT CHEMLY MODIFIED	KG 9,981	16,909
1512290040	COTTONSEED OIL, FULLY REFINED, NOT CHEMLY MODIFIED	KG 3,645	7,410
1513110000	COCONUT (COPRA) OIL, CRUDE, NOT CHEMICALLY MODIFIED	KG 86,689	34,400
1513190000	COCONUT (COPRA) OIL, REFINED, NT CHEMCLLY MODIFIED	KG 22,633	29,410
1514900000	RAPESEED/COLZA/MUSTARD OIL & FRACTIONS, REFINED	KG 64,678	73,048
1515190000	LINSEED OIL, REFINED, NOT CHEMICALLY MODIFIED	KG 1,130,284	945,000
1515210000	CORN (MAIZE) OIL, CRUDE, NOT CHEMICALLY MODIFIED	KG 1,109,480	999,421
1515290020	CORN (MAIZE) OIL, ONCE-REFINED, NT CHEM MODIFIED	KG 8,482,604	6,671,822
1515290040	CORN (MAIZE) OIL, FULLY REFINED, NT CHEM MODIFIED	KG 11,000,690	9,351,190
1515300000	CASTOR OIL, WHETHER/NOT REFINED, NT CHEM MODIFIED	KG 3,374	11,320
1515500000	SEASAME OIL WHETHER/NOT REFINED NT CHEM MODIFIED	KG 8,120	14,784
1515900000	FIXED VEGETABLE FATS & OILS NESOI NT CHEM MODIFIED	KG 13,078,046	13,869,373
1516100000	ANIMAL FATS AND OILS HYDROGENATED ETC NOT PREPARED	KG 11,159	11,312
1516200000	VEGETABLE FATS & OILS/FRACTIONS HYDROGENATED ETC	KG 1,051,914	1,192,661
1517100000	MARGARINE, EXCLUDING LIQUID MARGARINE	KG 17,042,809	13,378,388
1517903020	SALAD & COOKING OILS, EDBL ARTFL MXTRS (1501-1515)	KG 1,694,375	1,994,883
1517903040	BAKN/FRYN FATS WHOLLY VEGTLB OILS EDBL ARTFL MXTRS	KG 342,223	481,590
1517903080	ARTIFICIAL MXTRS EDIBLE ANML/VEGE FATS & OILS NESOI	KG 1,880,224	1,629,357
1517904015	SALAD & COOKING OIL, PARTIALLY HYDROGENATED, NESOI	KG 4,346,863	2,616,436
1517904035	SOYBEAN OIL, WHOLLY HYDROGENATED, EDIBLE, NESOI	KG 1,867,533	1,206,794
1517904085	EDIBLE ANIMAL/VEGETBLE FATS & OILS NESOI (EX 1516)	KG 674,473	612,799
1518000000	ANML/VEG FATS & OILS CHEM MODIFIED; INEDBL MXT ETC	KG 90,161	217,644
1520000000	GLYCEROL (GLYCERINE) CRUDE; GLYCEROL WATER & LYES	KG 1,759,616	1,619,104
1521100000	VEGETABLE WAXES (OTHER THAN TRIGLYCERIDES)	KG 24,107	56,669
1521900000	BEEWAX AND OTHER INSECT WAXES AND SPERMACEI	KG 38,685	77,290
1522000000	DEGRAS; RESIDUES FROM FATTY SUBSTNCS/ANML/VEG WAXS	KG 15,201	104,789
PREPARED FOODSTUFFS; BEVERAGES, SPIRITS AND VINEGAR; TOBACCO AND MANUFACTURED TOBACCO SUBSTITUTES..... TOTAL			1,182,075,043
PREPARATIONS OF MEAT, OF FISH, OR OF CRUSTACEANS, MOLLUSCS OR OTHER AQUATIC INVERTEBRATES..... TOTAL			24,489,985 58,318,054
1601000010	SAUSAGES & SIMILAR PRDTS, OF POULTRY, OF CHICKEN	KG 84,452	116,897
1601000020	SAUSAGES & SIMILAR PRDTS, OF OTHER POULTRY	KG 20,028	65,755
1601000090	SAUSAGES & SIMILAR PRDTS, OTHER THAN POULTRY, OTHR	KG 1,969,810	4,056,372
1602100000	HOMOGENIZED PREPS OF MEAT, MEAT OFFAL OR BLOOD	KG 87,755	110,782
1602200000	ANIMAL LIVERS, PREPARED OR PRESERVED	KG 288	3,139
1602310020	PREPARED MEALS OF TURKEY	KG 96,467	318,188
1602310030	OTH PRPRD/PRSRVD TURKEY MEAT, PASTE OF TURKEY, MST	KG 9,899	45,000
1602310050	OTH PRPRD/PRSRVD TURKEY MEAT, PRFRMD PTES OR SMLR	KG 60,089	110,324
1602310090	OTH PRPRD/PRSRVD TURKEY MEAT, OTHER	KG 1,115,309	2,347,539
1602320020	PREPARED MEALS OF CHICKEN OF HEADING 0105	KG 810,563	3,151,318
1602320050	OTHR PRPD/PRSRVD CHKN MEAT, PRFMD PATIES & SMLR PRD	KG 16,865	20,950
1602320090	OTHER PREPARED/PRESERVED CHICKEN MEAT, OTHER	KG 2,278,505	7,360,189
1602390025	PREP MEALS, POULTRY OF HEADING 0105 EX TURKY/CHICK	KG 935,039	1,552,810
1602390045	MEAT/OFFAL (EX LVR) POULTRY OF 0105 NESOI PRP/PRS	KG 6,029,879	13,563,159
1602411000	HAMS, CUTS CONTAINING CEREAL OR VEG, PREP OR PRES	KG 370,761	452,945
1602412000	HAMS AND CUTS OF SWINE, BONED/COOKED AIRTIGHT CNTR	KG 1,157,679	1,853,966
1602419000	HAMS AND CUTS THEREOF NESOI, PREPARED OR PRESERVED	KG 356,901	604,862
1602424000	SHOULDERS AND CUTS THEREOF NESOI, PREPARED, PRESVD	KG 4,539	18,640

TABLE 1 - SHIPMENTS OF MERCHANDISE FROM THE UNITED STATES TO PUERTO RICO,
BY COMMODITY-FISCAL YEAR 1999

COMM-CODE	COMMODITY AND UNIT OF QUANTITY	QUANTITY	VALUE-\$
1602491000	OFFAL OF SWINE (EX LIVER) PREPARED OR PRESERVED	KG 74,627	51,815
1602492000	SWINE MEAT NESOI BONE/COOKED CND NO CEREAL OR VEG	KG 353,967	650,844
1602494000	SWINE MEAT NESOI, NO CEREAL OR VEGS, PREP OR PRES	KG 61,640	103,276
1602497000	SWINE MEAT PREP OR PRES INCL MXTRS, NESOI	KG 242,043	302,310
1602509020	PREP MEALS OF MEAT OF BOVINE ANMLS WITH CEREAL/VEG	KG 674,331	1,802,144
1602509500	MEAT OR MEAT OFFAL OF BOVINE ANMLS NESOI PREP/PRES	KG 1,815,565	6,249,690
1602900000	ANML MEAT NESOI BLOOD PREPS OF ANY ANML, PREP/PRES	KG 334,895	540,015
1604114010	CHUM (DOG) SALMON, NOT IN OIL, CANNED	KG 738,705	2,532,037
1604114020	PINK (HUMPIE) SALMON, NOT IN OIL, CANNED	KG 23,534	62,512
1604114040	SALMON, NESOI, NOT IN OIL, CANNED	KG 5,917	22,435
1604114050	SALMON, WHOLE OR IN PIECES, BUT NOT MINCED, NESOI	KG 60,932	225,000
1604130000	SARDINES/SARDINELLA/BRISLING NOT MINCED, PREP/PRES	KG 19,505	24,850
1604140000	TUNAS/SKIPJACK/ATLANTIC BONITO NT MINCED PREP/PRES	KG 1,124,329	3,236,210
1604195500	FISH STICKS, FILLETS ETC, BREADED/COATED ETC	KG 23,728	40,165
1604197000	FISH WHOLE/PIECES, NOT MINCED, PREP OR PRES, NESOI	KG 1,389	8,657
1604200500	PRODUCTS, MEAT CRUSTACEAN/MOLLUSCS ETC, PREP MEALS	KG 2,952,834	4,826,971
1604204500	FISH STICKS ETC OF MINCED FISH, BREADED/COATED ETC	KG 98,281	457,558
1604206000	FISH, PREPARED OR PRESERVED, NESOI	KG 114,282	203,390
1604300000	CAVIAR AND CAVIAR SUBSTITUTES	KG 780	6,195
1605100500	CRAB PRODUCTS CONTAINING FISH MEAT: PREPARED MEALS	KG 3,062	2,853
1605102040	CRABMEAT, PREPARED, NESOI, IN AIRTIGHT CONTAINERS	KG 106,517	217,765
1605104020	CRABMEAT, NESOI, PREPARED, FROZEN	KG 3,117	20,521
1605104040	CRABMEAT, PREPARED OR PRESERVED, NESOI	KG 1,650	10,000
1605200500	SHRIMP, PRAWN PRODUCTS WITH FISH MEAT; PREP MEALS	KG 7,814	22,993
1605201010	SHRIMPS AND PRAWNS, FROZEN, IN AIRTIGHT CONTAINERS	KG 32,100	64,352
1605201025	SHRIMPS AND PRAWNS, PREPARED, FROZEN, NESOI	KG 117,209	535,208
1605201040	SHRIMPS AND PRAWNS, CANNED	KG 15,063	122,424
1605201050	SHRIMPS AND PRAWNS, PREPARED OR PRESERVED, NESOI	KG 20,954	36,000
1605301040	LOBSTER, PREPARED OR PRESERVED, NESOI	KG 27,286	105,562
1605401000	CRUSTACEANS, PREPARED OR PRESERVED, NESOI	KG 580	3,000
1605900500	MOLLUSCS ETC PRODUCTS WITH FISH MEAT; PREP MEALS	KG 13,938	63,726
1605901500	CLAMS, PREPARED OR PRESERVED	KG 2,041	5,931
1605906040	SCALLOPS, PREPARED OR PRESERVED	KG 14,762	8,000
SUGARS AND SUGAR CONFECTIONARY.....		TOTAL	123,581,925
1701110000	CANE SUGAR, RAW, SOLID FORM, W/O ADDED FLAV/COLOR	KG 10,982,980	4,426,666
1701911040	CANE/BEET SUG REF SOLID FLV/CLR BEV BASE NT RETAIL	KG 120,202	134,124
1701913020	CANE/BT SUG REF SOLID, FLV/CLR EXC BEV BASE RETAIL	KG 35,924	73,128
1701913040	CANE/BEET SUG REF SOLID FLV/CLR NOT RETAIL NESOI	KG 847,500	10,000
1701992020	CANE/BEET SUG REF/IMP SUG DRAWBK NO FLV/CLR RETAIL	KG 2,096,208	1,498,020
1701992040	CANE/BEET SUG REF/IMP SUG DRAWBK NO FLV/CLR/RETAIL	KG 15,130,207	8,811,855
1701994000	CANE/BEET SUGAR, SOLID, REFINED, NO FLV/CLR, NESOI	KG 7,215,977	5,488,354
1702110000	LACTOSE & LACTOSE SYRUP CONT 99% MORE LACTSE BY WT	KG 968,069	1,254,954
1702190000	LACTOSE IN SOLID FORM AND LACTOSE SYRUP, NESOI	KG 1,684,966	2,953,738
1702200000	MAPLE SUGAR AND MAPLE SYRUP	KG 413,748	1,337,002
1702300020	GLUCOSE (DEXTROSE)	KG 13,827,263	6,529,096
1702300040	GLUCOSE SYRUP, LESS THAN 20% FRUCTOSE IN DRY STATE	KG 4,064,967	3,215,703
1702400000	GLUCOSE & GLUCOSE SYRUP CONTAINING 20-49% FRUCTOSE	KG 37,895,841	9,084,440
1702500000	CHEMICALLY PURE FRUCTOSE IN SOLID FORM	KG 566,841	238,315
1702600050	FRUCTOSE SYRUP, > 50% BY WEIGHT OF FRUCTOSE, NESOI	KG 2,731,702	748,761
1702600060	FRUCTOSE, IN SOLID FORM, NESOI CONT OV 50% FRUCTSE	KG 91,652,750	50,115,559
1702904500	SUGARS AND SYRUPS, NESOI, DERIV FR SGR CANE/BEETS	KG 3,932,215	2,626,065
1702905000	SUG/SYRUP NT FLAV/COLR NESOI; ARTFL HONEY; CARAML	KG 30,226,295	15,844,063
1703900000	MOLASSES FROM EXTRACTION/REFINING SUGAR, NESOI	KTS 20,320	5,080
1704100000	CHEWING GUM, WHETHER OR NOT SUGAR COATED	KG 673,236	2,273,858
1704903000	CONFECTIONS/SWEETMEATS, READY FR CONSUMPTN, NO COC	KG 745,330	2,161,247
1704907000	SUGAR CONFECTIONERY, WITHOUT COCOA, NESOI	KG 1,803,399	4,551,897
COCOA AND COCOA PREPARATIONS.....		TOTAL	4,695,888
1801000000	COCOA BEANS, WHOLE OR BROKEN, RAW OR ROASTED	KG 2,577	8,624
1802000000	COCOA SHELLS, HUSKS, SKINS AND OTHER COCOA WASTE	KG 149,212	52,867
1805000000	COCOA POWDER, NOT SWEETENED	KG 7,646	25,690
1806100000	COCOA POWDER CONT ADDED SUGAR OR OTHER SWEETENING	KG 117,021	167,714
1806206000	CONFECTIONERS COATINGS/PRODS 6.8% COCOA SOLID BULK	KG 324,275	487,051
1806209000	COCOA PREPARATIONS IN BULK FORM, NESOI	KG 1,575,058	1,980,130
1806310040	CHOC/COCOA PREP CONFECTNRY BLK/BAR NTOV2KG FILLED	KG 1,293,328	2,702,114
1806310080	CHOC/COCOA PREP NONCONFCTNRY BLK/BAR NTOV2KG FILLED	KG 155,363	420,830
1806321000	CHOC/COCOA PREP CONFCTNRY BLK/BAR NTOV2KG NT FILLD	KG 36,868	157,550

TABLE 1 - SHIPMENTS OF MERCHANDISE FROM THE UNITED STATES TO PUERTO RICO,
BY COMMODITY:FISCAL YEAR 1998

COMM-CODE	COMMODITY AND UNIT OF QUANTITY	QUANTITY	VALUE-\$
1806323550	CHOC/COCOA PREP BAR ETC NTOV2KG EXG FILLD/CNFCTNRY	KG 33,599	91,263
1806900063	CONFECTIONERY, COCOA FOOD PREPS, NESOI, FOR RETAIL	KG 506,746	1,536,832
1806900073	COCOA PREPS EXCEPT CONFECTIONERY NESOI, FOR RETAIL	KG 435,862	731,843
1806900083	CONFECTIONERY, COCOA FOOD PREPS, NESOI, NOT RETAIL	KG 36,488	51,669
1806900093	COCOA PREPS, NESOI, NOT FOR RETAIL, EX/CONFETONEY	KG 21,815	71,638
	PREPARATIONS OF CEREALS, FLOUR, STARCH OR MILK; BAKERS WARES..... TOTAL	77,884,882	130,817,809
1901100000	PREPARATIONS FOR INFANT USE, FOR RETAIL SALE	KG 6,483,831	10,378,061
1901200005	MIXES AND DOUGHS FOR COOKIES, WAFFLES AND WAFERS	KG 2,543,759	3,720,506
1901200015	MIXE & DOUGH FOR PASTRY/CAKE/GINGERBREAD/PUDDING	KG 775,340	832,950
1901200025	MIXES & DOUGHS, NESOI, CONTAIN < 40% COCOA POWDER	KG 3,654,280	4,731,568
1901901500	MALT EXTRACT	KG 112,060	89,384
1901902500	PUDDINGS READY TO EAT WITHOUT FURTHER PREPARATION	KG 279,951	422,196
1901903020	MALTED MILK	KG 39,633	77,179
1901903040	ARTICLES OF MILK OR CREAM NESOI	KG 626,144	1,590,180
1901909082	CORN-SOYA MILK BLENDS	KG 8,810,351	1,743,374
1901909085	WHEAT-FLOUR-SOYA BLENDS	KG 1,015,773	249,158
1901909500	FOOD PREPARATIONS FLOUR, STARCH, DAIRY ETC, NESOI	KG 3,005,198	5,899,088
1902112000	PASTA WITH EGG UNCOOKED NOT STUFFED OR OTHRWSE PRE	KG 1,484,925	1,794,724
1902114000	PASTA WITH EGG NESOI SAUCE NOT STUFFED/OTHRWS PREP	KG 142,515	215,295
1902192000	PASTA NO EGG UNCOOKED NOT STUFFED OR OTHRWSE PREP	KG 195,932	254,316
1902194000	PASTA NO EGG NESOI INCL SAUCE NT STUFF/OTHRWS PREP	KG 169,358	144,104
1902200020	PASTA, STUFFED, CANNED	KG 262,705	257,000
1902200040	PASTA STUFFED, FROZEN, WHETHER OTHERWISE PREPARED	KG 75,197	265,923
1902300020	PASTA, CANNED, NESOI	KG 3,615,577	7,702,784
1902300040	PASTA, FROZEN, NESOI	KG 535,830	1,230,659
1902300060	PASTA, NESOI	KG 861,844	956,967
1902400000	COUSCOUS, WHETHER OR NOT PREPARED	KG 778	20,919
1904100040	SWELLING/ROASTING CEREAL/CEREAL PRODUCT CONT SUGAR	KG 3,015,993	5,895,806
1904100080	SWELLING/ROASTING CEREAL/CEREAL PRODUCT, NO SUGAR	KG 1,943,719	5,607,819
1904200000	PREP FOOD FROM UNROASTED CEREAL FLAKES/MIXTURES	KG 53,390	103,875
1904900020	CEREAL NOT CORN GRAIN FORM PRECOOK/OTHRWS PREP FRZ	KG 1,757,084	3,739,941
1904900040	CEREAL NT CORN GRAIN FORM PRECOOK/OTHRWS PREP NESOI	KG 1,906,320	7,593,934
1905100000	CRISPBREAD	KG 401,223	375,969
1905300020	SWEET BISCUITS, WAFFLES AND WAFERS, FROZEN	KG 1,809,048	3,953,905
1905300040	SWEET BISCUITS, WAFFLES AND WAFERS, NESOI	KG 4,997,593	8,683,802
1905400000	RUSKS, TOASTED BREAD AND SIMILAR TOASTED PRODUCTS	KG 44,756	49,110
1905901041	PASTRY/CAKE ETC & PUDDING, W/NT CONT CHOC ETC FRZN	KG 4,346,553	9,332,397
1905901049	BREAD/BISCUIT ETC, W/NT CONTAIN CHOC ETC FROZEN	KG 1,603,157	3,465,428
1905901060	PASTRY/CAKE/PUDDING WHETHER/NT CONT CHOC ETC NESOI	KG 1,722,405	3,131,569
1905901080	BREAD/BISCUITS/SIMILAR BAKED PRODUCTS, NESOI	KG 7,184,017	12,642,871
1905909030	CORN CHIPS AND SIMILAR CRISP SAVORY SNACK FOODS	KG 10,936,364	20,100,223
1905909060	PIZZA AND QUICHE	KG 807,773	1,944,476
1905909090	COMMUNION/SEALING WAFER RICE PPR EMPTY CAPSULE ETC	KG 534,726	1,521,379
	PREPARATIONS OF VEGETABLES, FRUIT, NUTS, OR OTHER PARTS OF PLANTS..... TOTAL		100,495,388
2001100000	CUCUMBERS, GHERKINS, PREP/PRES VINEGAR/ACETIC ACID	KG 687,798	724,731
2001900000	VEGT/FRUIT/NUTS ETC NESOI PREP/PRES BY VINEGAR ETC	KG 578,711	829,241
2002100000	TOMATOES WHOLE/PIECES PREP/PRES EX VINEGAR ETC	KG 435,222	408,833
2002900060	TOMATO PASTE	KG 6,099,599	5,297,433
2002900080	TOMATOES NESOI PREP/PRES EX BY VINEGAR/ACETIC ACID	KG 282,594	416,000
2003100000	MUSHROOMS PREP/PRES EX BY VINEGAR/ACETIC ACID	KG 280,673	441,641
2004108020	POTATOES, FRENCH FRIED, FROZEN	KG 5,025,161	3,300,728
2004108060	POTATOES (EX FRENCH FRIES) PREP/PRES NESOI, FROZEN	KG 176,102	159,454
2004901000	ANTIPASTO, PREPARED OR PRESERVED NESOI, FROZEN	KG 47,575	20,200
2004906000	BEANS, PREPARED OR PRESERVED NESOI, FROZEN	KG 20,836	27,142
2004909040	SWEET CORN, PREPARED OR PRESERVED NESOI, FROZEN	KG 4,964	14,944
2004909060	PEAS, PREPARED OR PRESERVED NESOI, FROZEN	KG 5,394	2,600
2004909080	VEGETABLES INCL MIXTURES NESOI PREP/PRES NESOI FRZ	KG 4,698,726	6,207,952
2005100000	VEGETABLES, HOMOGENIZED NOT FROZ (SUBHEADNG NTE 1)	KG 4,580,945	4,960,487
2005200020	POTATO CHIPS, PREPARED OR PRESERVED NESOI NOT FROZ	KG 883,480	1,572,708
2005200040	POTATO GRANULES, PREPRD OR PRESRVD NESOI, NOT FROZ	KG 256,571	335,000
2005200070	POTATOES NESOI, PREPRD OR PRESRVD NESOI, NOT FROZ	KG 5,899,645	5,333,810
2005400000	PEAS (PISUM SATIVUM) PREP/PRES NESOI, NOT FROZEN	KG 36,083	30,794
2005514020	BEANS (EX BLACK-EYE COWPEAS) SHELLED, DRIED CANNED	KG 658,780	295,697
2005514040	BEANS NESOI, SHELLED, PREP/PRES NESOI, NOT FROZEN	KG 990,375	1,695,212

TABLE 1 - SHIPMENTS OF MERCHANDISE FROM THE UNITED STATES TO PUERTO RICO,
BY COMMODITY:FISCAL YEAR 1999

COMM-CODE	COMMODITY AND UNIT OF QUANTITY	QUANTITY	VALUE-\$
2005590000	BEANS, NOT SHELLD, PREP/PRES NESOI, NOT FROZEN	KG 417,555	366,279
2005600000	ASPARAGUS, PREPARED OR PRESERVED NESOI, NOT FROZEN	KG 53,047	118,865
2005700000	OLIVES PREP/PRES EX VINEGAR/ACETIC ACID NOT FROZEN	KG 3,497	8,248
2005800000	SWEET CORN, PREPARED/PRESERVED NESOI, NOT FROZEN	KG 2,182,158	2,323,006
2005903000	SAUERKRAUT, PREPARED OR PRESERVED NESOI, NOT FROZEN	KG 51,200	88,230
2005906550	PREPARED/PRESERVED VETETABLES, NOT FROZEN, NESOI	KG 4,361,488	3,993,861
2006005550	VGTBLS/FRUIT/NUTS/FRUIT-PEEL ETC, PRSRVD BY SUGAR	KG 257,607	443,030
2007100000	HOMOGENIZED PREPARATNS OF FRUIT (SUBHEADNG NOTE 2)	KG 3,520,481	4,667,040
2007911000	CITRUS FRUIT PASTES AND PUREES, COOKD W/N SWEETEND	KG 20,824	25,545
2007916000	CITRUS FRUIT JAMS/JELLIES/MARMALADES, COOKED PREPS	KG 147,895	224,563
2007998000	FRUIT/NUT PASTES & PUREES NESOI COOKED W/N SWEETND	KG 671,427	794,138
2007999000	JAMS/FRUIT JELLIES/MARMALADES NESOI, COOKED PREPS	KG 397,086	708,965
2008111000	PEANUT BUTTER	KG 125,179	409,129
2008119000	PEANUTS (GROUND-NUTS) PREPARED OR PRESERVED NESOI	KG 55,560	167,449
2008193020	PISTACHIOS, PREPARED OR PRESERVED NESOI	KG 610	2,546
2008198500	MIXTURES NUTS PEANUTS OR OTH SEEDS PREP/PRES NESOI	KG 81,311	174,810
2008199500	NUTS OR SEEDS NESOI, OTHERWISE PREP/PRES, NESOI	KG 2,717	7,500
2008200000	PINEAPPLES, PREPARED OR PRESERVED NESOI	KG 405,718	357,319
2008309000	CITRUS FRUITS, NESOI, OTHERWISE PREPARED/PRESERVED	KG 26,022	30,690
2008400000	PEARS, OTHERWISE PREPARED OR PRESERVED, NESOI	KG 503,268	527,237
2008500000	APRICOTS, OTHERWISE PREPARED OR PRESERVED, NESOI	KG 119,029	110,324
2008600020	CHERRIES, MARASCHINO, PREPARED OR PRESERVED NESOI	KG 134,937	292,077
2008600040	CHERRIES, SWEET VARIETIES, PREPARED/PRESERVED NESOI	KG 39,104	75,000
2008700000	PEACHES, OTHERWISE PREPARED OR PRESERVED, NESOI	KG 756,273	773,133
2008800000	STRAWBERRIES, PREPARED OR PRESERVED NESOI	KG 18,878	25,300
2008910000	PALM HEARTS, PREPARED OR PRESERVED NESOI	KG 4,840	5,619
2008922550	MIXTURE FRUIT/NUTS/ETC PREP CEREAL PRODUCTS, NESOI	KG 19,981	22,500
2008924000	MIX OF FRUIT, NUTS, ETC NESOI OTHERWISE PREP/PRES	KG 387,403	465,151
2008991890	BERRIES, NESOI, OTHERWISE PREP OR PRES, NESOI	KG 5,419	10,500
2008997000	FRUIT/EDBL PLANT PRTS NESOI OTHWSE PREP/PRES NESOI	KG 1,276,092	1,162,974
2009110020	ORANGE JUICE UNFERMNTD FROZEN CNTR UNDER .948LITER	L 817,940	631,486
2009110040	ORANGE JUICE UNFERMNTD FROZEN CNTNRS .946-3.785L	L 1,349,056	687,618
2009110060	ORANGE JUICE UNFERMNTD FROZEN CNTRS OVER 3.785L	L 1,658,703	991,318
2009190000	ORANGE JUICE, UNFERMENTED, NOT FROZEN	L 4,838,395	3,606,522
2009204020	GRAPEFRUIT JUICE UNFERMENTED, NESOI, FROZEN	L 162,174	120,344
2009205000	GRAPEFRUIT JUICE, UNFERMENTED, NOT FROZEN	L 80,882	56,742
2009303000	CITRUS JUICE SINGLE FRUIT UNFERMNTD NESOI NT CNCNTD	L 7,327,643	1,543,418
2009306020	LEMON JUICE, UNFERMENTED, CONCENTRATED, FROZEN	L 47,721	23,594
2009306040	LEMON JUICE, UNFERMENTED, CONCENTRATED, NOT FROZEN	L 50,016	32,010
2009308000	CITRUS JUICE UNMIXED UNFERMTD, CONCENTRATED, NESOI	L 320,586	313,494
2009404000	PINEAPPLE JUICE, UNFERMENTED, NESOI, FROZEN	L 2,118,161	1,440,331
2009500000	TOMATO JUICE (DRY WEIGHT CONTENT LESS THAN 7%)	L 26,463	10,443
2009600020	GRAPE JUICE & MUST, UNFERMENTED, NOT CONCENTRATED	L 4,774,384	1,083,708
2009600040	GRAPE JUICE & MUST UNFERMNTD CONCENTRATED FROZEN	L 357,141	339,355
2009600060	GRAPE JUICE & MUST UNFERMNTD CONCENTRTD NOT FROZEN	L 492,544	564,484
2009700010	APPLE JUICE, UNFERMENTED, CONCENTRATED, FROZEN	L 29,740	36,409
2009700020	APPLE JUICE, UNFERMENTED, CONCENTRATED, NOT FROZEN	L 213,414	452,804
2009700090	APPLE JUICE, UNFERMENTED, NOT CONCENTRATED	L 502,430	329,796
2009800000	JUICE OF ANY SINGLE FRUIT/VEGTBLE UNFERMENTD NESOI	L 31,597,844	16,745,672
2009902000	MIXTURES OF VEGETABLE JUICES, UNFERMENTED	L 1,116,393	756,997
2009904000	MIXTURES OF FRUIT JUICES, UNFERMENTED	L 54,675,986	20,473,433
MISCELLANEOUS EDIBLE PREPARATIONS..... TOTAL			448,700,767
2101112126	INSTANT COFFEE N/FLAVORED/DECAF PACKAGED REATIL	KG 76,570	387,756
2101112129	INSTANT COFFEE N/FLAVORED/DECAF NOT FOR RETAIL	KG 9,098	50,000
2101112131	INSTANT COFFEE, N/FLAVORED, DECAF, PACKAGED RETAIL	KG 6,408	20,632
2101112941	COFFEE EXTRACTS ETC AND PREP,NESOI,PKG FOR RETAIL	KG 6,488	60,153
2101112949	COFFEE EXTRACTS & PREP, NESOI, NOT PKG FOR RETAIL	KG 2,296	27,566
2101200020	SOLUBLE/INSTANT TEA/MATE CONT NO SUGAR/CEREAL/ETC	KG 25,205	50,189
2101200040	TEA OR MATE EXTRACTS/CONCENTRATES & PREPS, NESOI	KG 700,647	1,539,639
2101300000	ROASTED CHICORY & OTHER ROASTED COFFEE SUBSTITUTES	KG 3,173	6,707
2102100000	YEASTS, ACTIVE	KG 163,036	512,590
2102200000	YEASTS, INACTIVE; OTH SINGLE-CELL DEAD MICRO-ORGNM	KG 61,149	177,524
2102300000	BAKING POWDERS, PREPARED	KG 574,948	846,486
2103100000	SOY SAUCE	KG 65,412	48,820
2103202000	TOMATO KETCHUP	KG 2,847,099	2,378,414
2103204000	TOMATO SAUCES, NESOI	KG 6,412,501	6,467,878
2103300000	MUSTARD FLOUR AND MEAL AND PREPARED MUSTARD	KG 1,992	11,171
2103909020	MAYONNAISE	KG 3,778,513	7,562,806

TABLE 1 - SHIPMENTS OF MERCHANDISE FROM THE UNITED STATES TO PUERTO RICO,
BY COMMODITY: FISCAL YEAR 1999

COMM-CODE	COMMODITY AND UNIT OF QUANTITY	QUANTITY	VALUE-\$
2103909040	SALAD DRESSINGS, NESOI	KG 447,586	544,861
2103909070	MIXED CONDIMENTS AND MIXED SEASONINGS	KG 16,093,626	25,276,258
2103909090	SAUCES AND PREPARATIONS THEREFOR, NESOI	KG 8,017,547	11,400,182
2104100020	SOUPS, BROTHS AND PREPARATIONS THEREOF, DRIED	KG 2,310,989	3,881,384
2104100040	SOUPS/BROTHS/PREPS OF, BASED ON FISH/SEAFO, NT DRD	KG 1,955	5,593
2104100060	SOUPS, BROTHS & PREPS THEREOF, NESOI, EX DRIED	KG 358,231	646,370
2104200000	HOMOGENIZED COMPOSITE FOOD PREPARATIONS (NOTE 3)	KG 1,516,398	2,486,158
2105000010	ICE CREAM, WHETHER OR NOT CONTAINING COCOA	KG 12,617,935	31,637,527
2105000060	EDIBLE ICE, WHETHER OR NOT CONTAINING COCOA, NESOI	KG 526,219	1,584,445
2106100000	PROTEIN CONCENTRATES & TEXTURED PROTEIN SUBSTANCES	KG 1,388,343	3,213,238
2106901650	COMPOUND ALCOHOLIC PREP FOR MANUFACTURE BEVERAGES	KG 1,182,460	689,060
2106904800	ORANGE JUICE FORTIFD W/VITAMIN/MINERAL CONCENTRATED	L 2,256,637	2,142,460
2106905200	SINGLE FRUIT/VEG JUICE FORTI W/VITAMIN/MIN CONCENTRD	L 1,789,535	1,583,732
2106905400	MIX FRUIT/VEG JUICE FORTI W/VITAMIN/MIN CONCENTRATED	L 660,132	695,622
2106905800	FOOD PREPARATIONS OF GELETTIN, NESOI	KG 13,309	62,523
2106906571	PREPS FOR MANUF BEVERAGES CONT ASPARTAME/SACCHARIN	KG 305,307	1,560,549
2106906572	PREPS FOR MANUF BEVERAGES CONT CANE/BEET SUGAR	KG 989,434	1,516,107
2106906573	PREPARATIONS FOR MANUFACTURE OF BEVERAGES, NESOI	KG 3,265,719	7,234,692
2106906575	COFFEE WHITENERS, NON-DAIRY	KG 25,707	55,719
2106906580	CREAM OR MILK SUBSTITUTES, NESOI	KG 208,221	402,645
2106906585	CONFECTIONERY INCL GUM CONTNG SYNTHETIC SWEETENERS	KG 1,072,883	6,831,240
2106906587	HERBAL TEAS & HERBAL INFUSIONS OF MIXED HERBS	KG 10,989	115,248
2106906592	FOOD PREPARATIONS, NESOI, CANNED	KG 55,276,447	133,858,092
2106906595	FOOD PREPARATIONS, NESOI, FROZEN	KG 20,077,688	48,824,895
2106907020	EDIBLE PREPS, NOT CANNED/FROZEN, CONT SUGAR, NESOI	KG 12,717,760	22,141,394
2106907090	EDIBLE PREPS, NOT CANNED/FRZN, N/CONT SUGAR, NESOI	KG 74,988,329	122,194,873
BEVERAGES, SPIRITS AND VINEGAR..... TOTAL			229,444,004
2201100000	WATER, MINERAL & AERATED NATRL/ARTFCL NT SWTN/FLAV	L 16,858,687	6,898,653
2201900000	WATERS NOT SWEETND OR FLAVORED NESOI; ICE AND SNOW	T 3,840	3,082,544
2202100020	CARBONATED SOFT DRINKS, CONTNG ASPARTAME/SACCHARIN	L 7,841,984	1,614,449
2202100040	CARBONATED SOFT DRINKS, NESOI	L 11,373,978	3,379,983
2202100060	WATERS INCL MINERAL & AERATED, SWTND/FLAVORD NESOI	L 10,095,827	4,330,622
2202901500	MILK-BASED DRINKS, NONALCOHOLIC	L 745,165	683,720
2202903400	ORANGE JUICE FORTI W/VITAMIN/MINERAL N/CONCENTRATE	L 772,228	770,772
2202903600	SINGLE FRUIT/VEG JUICE FORTI W/VITAMIN N/CONCENTRD	L 267,559	247,167
2202903800	MIX FRUIT/VEGE JUICE FORTI W/VITAMIN/MIN N/CONCENTRD	L 1,482,553	1,111,902
2202909010	NONALCOHOLIC BEER	L 802,209	786,172
2202909080	BEVERAGES NONALCOHOLIC NESOI EXCL FRUIT/VEGT JUICE	L 26,781,299	11,555,690
2203000000	BEER MADE FROM MALT	L 193,578,818	174,935,629
2204100000	SPARKLING WINE OF FRESH GRAPES	L 172,212	358,498
2204212000	EFFERVESCENT WINE OF FRSH GRAPE IN CNTR 2L OR LESS	L 982,171	789,893
2204214000	GRAPE WINE NESOI NOV 14% ALCOHOL CNTRS 2L OR LESS	L 3,435,379	6,887,750
2204217000	GRAPE WINE NESOI OVER 14% ALCOHOL CNTRS 2L OR LESS	L 722,869	742,961
2204290020	GRAPE WINE NESOI NOV 14% ALCOHOL CNTRS OV 2 LITERS	L 157,747	330,917
2204290040	GRAPE WINE NESOI OVER 14% ALCOHOL CNTRS OV 2 LITERS	L 168,140	209,645
2205100000	VERMOUTH/GRPE WINE FLAVORED WTH PLANTS ETC CTR 2L<	L 61,420	17,812
2206007000	FERMENTED BEVERAGES, NESOI	L 546,863	801,630
2207103000	ETHYL ALCOHOL UNDENATURED 80%/HIGHER, FOR BEVERAGE	PFL 579,415	254,941
2207106000	ETHYL ALCOHOL, UNDENATURED 80%/HIGHER, NONBEVERAGE	L 2,560,180	1,264,774
2207200000	ETHYL ALCOHOL & OTH SPIRITS DENATURED ANY STRENGTH	L 9,622,888	5,469,370
2208200000	GRAPE BRANDY	PFL 347,925	904,527
2208308020	WHISKIES, BOURBON, CONTAINERS NOT OVER 4 LITERS EA	PFL 6,030	42,415
2208308040	WHISKIES, BOURBON, CONTAINERS OVER 4 LITERS EACH	PFL 29,738	133,672
2208309020	WHISKIES EX BOURBON, CONTAINERS NOT OVER 4 LITERS	PFL 46,307	129,104
2208309040	WHISKIES EX BOURBON, CONTAINERS OVER 4 LITERS	PFL 7,142	10,000
2208400030	RUM AND TAFIA, CONTAINERS NOT OVER 4 LITERS EACH	PFL 175,083	382,273
2208500000	GIN AND GENEVA	PFL 244,176	375,872
2208600000	VODKA	PFL 19,889	63,806
2208700000	LIQUEURS AND CORDIALS	PFL 77,928	332,331
2208909000	OTHER SPIRITUOUS BEVERAGES, NESOI	PFL 105,489	349,593
2209000000	VINEGAR & SUBSTITUTES FOR VINEGAR FROM ACETIC ACID	L 994,319	214,917
RESIDUES AND WASTE FROM THE FOOD INDUSTRIES; PREPARED ANIMAL FEED..... TOTAL			33,860,728
2301100000	FLOUR MEAL & PELLET MEAT/MEAT OFFAL INEDIB; GREAVE	T 216	251,922
2302100000	BRAN SHARPS & OTH RESIDUES DERIVED FRM MILLNG CORN	T 33	15,080
2303100010	CORN GLUTEN FEED, WHETHER OR NOT IN PELLETS	T 22,300	1,714,492

TABLE 1 - SHIPMENTS OF MERCHANDISE FROM THE UNITED STATES TO PUERTO RICO,
BY COMMODITY:FISCAL YEAR 1999

COMM-CODE	COMMODITY AND UNIT OF QUANTITY	QUANTITY	VALUE-\$
2303100020	CORN GLUTEN MEAL, WHETHER OR NOT IN PELLETS	T 1,561	117,018
2303100040	RESIDUES OF STARCH MANUFACTURE & SIMILAR RESIDUES NESOI	T 368	112,505
2303200040	BET-PULP NESOI, BAGASSE & OTH WASTE OF SUGAR MFG	T 2,877	361,555
2303300000	BREWING OR DISTILLING DREGS AND WASTE, W/NT PELLET	T 276	140,000
2304000000	SOYBEAN OILCAKE & OTH SOLID RESIDUE, WH/NOT GROUND	KG 44,537,506	8,439,188
2306100000	COTTON SEED OILCAKE & OTH SOLID RESIDUE W/NT GROUND	KG 1,462,774	722,869
2306300000	SUNFLOWER SEED OILCAKE & OTH SOLID RESIDUE W/NT GROUND	KG 9,885,222	891,151
2306700000	CORN GERM OILCAKE OTHR SOLID RESIDUE WH/NOT GROUND	KG 7,001,734	632,872
2306900000	VEGETABLE OILCAKE & SOLID RESIDUE NESOI W/NT GROUND	KG 89,837	32,013
2308100000	ACORNS AND HORSE-CHESTNUTS USED FOR ANIMAL FEED	KG 50,020	10,000
2308900020	CITRUS PULP PELLETS OF A KIND USED IN ANIMAL FEED	T 69	31,273
2308900000	VEGETABLE MATERIALS/WASTE/RESIDUE/BY-PRODUCTS NESOI	KG 9,099,813	2,146,420
2309100000	DOG AND CAT FOOD, PUT UP FOR RETAIL SALE	KG 9,985,618	6,977,025
2309901010	PET FOOD PUT UP FOR RETAIL SALE EX DOG & CAT FOOD	KG 6,236,054	3,323,099
2309901020	POULTRY FEEDS, PREPARED	T 3,860	948,129
2309901030	DAIRY CATTLE FEED, PREPARED	T 248	74,889
2309901040	LIVESTOCK FEED, PREPARED, NESOI	T 1,071	369,229
2309901050	MIXED FEEDS OR MIXED FEED INGREDIENTS, ANML, NESOI	T 12,718	3,666,077
2309903010	MILK REPLACER, OF A KIND USED IN ANIMAL FEEDING	KG 18,238	10,977
2309908500	PREPARATIONS USED IN ANIMAL FEEDING NESOI	KG 5,317,154	2,872,945
TOBACCO AND MANUFACTURED TOBACCO SUBSTITUTES.....			
TOTAL			48,388,753
2401102020	CONN. SHADE TOBACCO, NOT STEM/STRIP OV 35% WRAPPER	KG 140	5,928
2401102040	TOBACCO NOT STEM/STRIP OVER 35% WRAPPER TOB, NESOI	KG 273,944	1,586,295
2401108010	DARK-FIRED KY/TENN TOB NOT STEM/STRIP <35% WRAPPER	KG 1,715	6,245
2401108020	VA FIRE/SUN-CURED TOB, NOT STEM/STRIP <35% WRAPPER	KG 1,236	6,804
2401109570	TOBACCO NESOI NOT STEM/STRIP, LESS THAN 35% WRPPR	KG 373,755	2,025,514
2401202020	CONN SHADE TOB STEM/STRIP NT THRESHED OV 35% WRPPR	KG 91,087	542,589
2401202040	TOBACCO NESOI STEM/STRIP NOT THRESHED OV 35% WRPPR	KG 135,736	649,834
2401202830	MARYLAND TOB STEM/STRIP NOT THRESHED < 35% WRAPPER	KG 17,458	108,129
2401202970	CIGAR BINDER TOB STEM/STRIP NOT THRESH <35% WRPPR	KG 1,502	7,475
2401205040	DARK-FIRED KY/TENN TOB STEM/STRIP NT THRESH <35%WR	KG 63,105	243,456
2401205592	TOB NESOI STEM/STRIP, NOT THRESHED <35% WRPPR TOB	KG 4,831	25,000
2401208060	TOBACCO NESOI, THRESHED, PARTLY/WHOLLY STEM/STRIP	KG 3,703,983	21,877,145
2401309000	TOBACCO REFUSE, NESOI	KG 273,030	837,525
2402103030	SMALL CIGARS/CHEROOTS/CIGARILLOS WITH TOB <\$1.15 EA	THS 124	10,834
2402107000	CIGAR/CHEROOT/CIGARILLO CONTAINING TOBACCO NESOI	THS 2,513	1,292,086
2402200000	CIGARETTES CONTAINING TOBACCO	THS 800,099	13,951,013
2402900000	CIGAR/CHEROOT/CIGARILLO/CIGS OF TOB SUBSTITS NESOI	THS 2,036	61,081
2403100020	PIPE TOBACCO, IN RETAIL-SIZED PACKAGES	KG 683	11,521
2403100040	SMOKING TOBACCO, EX/PIPE TOBACCO, RETAIL-SIZED PKG	KG 31,093	361,396
2403100060	SMOKING TOBACCO, NESOI	KG 1,053,495	3,744,295
2403910000	HOMOGENIZED OR RECONSTITUTED TOBACCO	KG 77,986	169,003
2403990070	MFG TOBACCO, SUBT, NESOI INCL EXTRACTS & ESSENCES	KG 119,810	765,585
MINERAL PRODUCTS.....			
TOTAL			96,195,365
SALT; SULFUR; EARTHS AND STONE; PLASTERING MATERIALS, LIME AND CEMENT.....			
TOTAL			34,057,141
2501000000	SALT INCL TABL A DENTRD, PURE SODM CHLOR, SEA WTR	T 78,301	7,218,069
2502000000	UNROASTED IRON PYRITES	T 104	24,756
2503000010	SULFUR, CRUDE OR UNREFINED	T 32,470	890,000
2503000090	SULFUR, REFINED, NT SUBLIMED, PRECIPITD OR COLLOIDL	T 1,450	129,243
2504000000	NATURAL GRAPHITE EXCEPT POWDER OR FLAKES	KG 82,392	80,598
2505100000	SILICA SANDS AND QUARTZ SANDS, NATURAL	T 16,787	3,028,707
2505900000	SANDS, NATURAL, NESOI	T 48,036	11,704,399
2506290000	QUARTZITE, OTHER, NOT CRUDE OR ROUGHLY TRIMMED	T 257	53,255
2507000000	KAOLIN AND OTHER KAOLINIC CLAYS, INCL CALCINED	T 926	258,568
2508100000	BENTONITE, INCLUDING CALCINED	T 498	198,393
2508200000	DECOLORIZING EARTHS AND FULLER'S EARTH INCL CALCND	T 19	4,000
2508400010	COMMON BLUE CLAY AND OTHER BALL CLAYS	T 3,880	148,081
2508400050	CLAYS, OTHER	T 2,814	977,480
2509000000	CHALK	KG 39,261	135,300
2511200000	NATURAL BARIUM CARBONATE (WITHERITE)	KG 358	4,220
2512000000	SILICEOUS FSSL MLS A ERTHS W SPEC GRAY OF 1 O LSS	T 58	23,019
2513110000	PUMICE, CRUDE OR IN IRREG PCS INCL CRUSHED (ABRSVE	KG 9,526	2,730
2513190000	PUMICE, EXCEPT CRUDE OR CRUSHED, ABRASIVE	KG 4,597	29,444

TABLE 1 - SHIPMENTS OF MERCHANDISE FROM THE UNITED STATES TO PUERTO RICO,
BY COMMODITY:FISCAL YEAR 1999

COMM-CODE	COMMODITY AND UNIT OF QUANTITY	QUANTITY	VALUE-\$
2513209000	OTHER NATURAL ABRASIVES, NOT CRUDE OR IN PIECES	KG 2,044	21,158
2515110000	MARBLE AND TRAVERTINE, CRUDE OR ROUGHLY TRIMMED	T 21	23,118
2515120000	MARBLE AND TRAVERTINE CUT IN BLOCKS OR SLABS	T 33	52,724
2515200000	CALCRS MNMTL OR BLDG STONE NESOI; ALABASTER	T 36	43,261
2516110000	GRANITE, CRUDE OR ROUGHLY TRIMMED	T 208	41,238
2516120000	GRANITE, CUT INTO BLOCKS OR SLABS	T 236	180,958
2516900000	BASALT, PORPHYRY AND OTHER MNMTL OR BLDG STONE	T 259	138,779
2517100015	PEBBLES AND GRAVEL, CRUSHED OR BROKEN	T 388	68,563
2517100020	LIMESTONE (EXCPT PBLS & GRAVL) CRUSHED OR BROKEN	T 11,558	1,060,970
2517100055	STONE, CRUSHED OR BROKEN, NESOI	T 331	387,580
2517300000	TARRED MACADAM	T 1	4,095
2517410000	MARBLE GRANULES, CHIPPINGS AND POWDER	T 2,044	370,065
2517490000	STONE GRANULES, CHIPPINGS A PWDRS (EX MRBL) NESOI	T 42	26,226
2518100000	NATURAL MAGNESIUM CARBONATE	T 168	891,769
2518901000	MAGNESIA, FUSED AND DEAD-BURNED (SINTERED)	KG 13,407	24,140
2518905000	MAGNESIUM OXIDES, OTHER	KG 78,633	110,087
2520100000	GYPSUM; ANHYDRITE	T 409	100,811
2520200000	PLASTERS CONSTNG OF CALCND GYPSUM OR CALCM SULFATE	T 1,540	443,016
2521000000	LMESTN FLUX; LMSTN A OTH CAL STO USD MFR LIME, CMT	T 450	236,496
2523210000	WHITE PORTLAND CEMENT WHTHR OR NT ART COLORED	T 59	124,398
2523290000	PORTLAND CEMENT EXCEPT WHITE PORTLAND CEMENT	T 7,721	1,483,695
2523300000	ALUMINOUS CEMENT	T 38	99,016
2523900000	HYDRAULIC CEMENT, OTHER, NESOI	T 11,974	1,362,322
2524000000	ASBESTOS	T 67	18,048
2525100000	CRUDE MICA AND MICA RIFTED INTO SHEETS OR SPLTTNGS	KG 58,384	81,357
2526100000	NATURAL STEATITE AND TALC, NT CRSHD, NT PWDRD	KG 196,234	87,721
2526200000	NATURAL STEATITE AND TALC, CRUSHED OR POWDERED	T 3,336	486,923
2528100000	NATRL SODIUM BORATES A CNCNTRTS, WHETH O NT CALCND	KG 6,421	43,187
2530100000	VERMICULITE, PERLITE AND CHLORITES, UNEXPANDED	KG 68,728	91,768
2530200000	KIESERITE, EPSOM SALTS (NATURAL MAGNESIUM SULFATE)	KG 816,172	638,559
2530900015	EARTH COLORS	KG 18,494	10,000
2530900080	OTHER MINERAL SUBSTANCES NESOI	KG 272,128	295,043
	ORES, SLAG, AND ASH..... TOTAL		1,427,810
2602000000	MANGANESE ORES A CONCNRTRS INC MANGNFRS IRON ORES	KG 101,701	8,136
2603000010	COPPER ORES AND CONCENTRATES, COPPER CONTENT	KG 17,055	17,059
2604000040	NICKEL ORES AND CONCENTRATES: NICKEL CONTENT	KG 18,107	25,000
2606000030	BAUXITE, CALCINED REFRACTORY GRADE	T 18	22,800
2610000000	CHROMIUM ORES AND CONCENTRATES	T 1	4,950
2614000000	TITANIUM ORES AND CONCENTRATES	KG 27,201	8,432
2615903000	SYNTHETIC TANTALUM-NIOBIUM CONCENTRATES	KG 30	3,538
2615908030	NIOBIUM (COLUMBIUM) ORES AND CONCENTRATES	KG 1,627	11,371
2616900040	PREC MTL ORES A CONCEN (EXC SLV):GOLD CONTENT	GM 826	5,312
2616900060	PREC MTL ORE A CON NESOI: OTHER PREC MTL CONTENT	GM 826	3,200
2616900070	PREC MTL ORE A CON NESOI: OTHER METAL CONTENT	X	1,142,040
2618000000	GRANULATED SLAG FR IRON OR STEEL MANUFACTURE	T 25	72,632
2619000000	SLAG, DROSS, SCALINGS A OTH WASTE FRM MANU IRN/STL	KG 71,555	50,950
2620110000	HARD ZINC SPELTER	KG 22,916	32,845
2620900000	OTHER ASH AND RESIDUES, NESOI	KG 3,971	19,545
	MINERALS FUELS, MINERAL OILS AND PRODUCTS OF THEIR DISTILLATION; BITUMINOUS SUBSTANCES; MINERAL WAXES..... TOTAL		60,710,414
2701110000	ANTHRACITE COAL, NOT AGGLOMERATED	T 3,826	289,580
2701200000	BRIQUETTES, OVOIDS, SIMILAR SOLID FUELS FORM COAL	T 9,697	1,109,858
2703000000	PEAT (INCLUDING PEAT LITTER), INCL AGGLOMRD	T 1,049	122,774
2704000010	COKE AND SEMICOKES OF COAL FOR USE AS FUEL	T 17	50,000
2704000050	COKE/SEMICOKES OF LIGNITE OR PEAT; RETORT CARBON	T 3	2,971
2705000000	COAL GS,WTR GS, PRDCR GS ETC, EX PET GS A OTH GS H	KM3 220	14,368
2706000000	MINERAL TARS, INCLUDING RECONSTITUTED TARS	L 23,694	4,285
2707200000	TOLUENE	L 2,004,979	734,483
2707300020	O-XYLENE	L 107,921	37,772
2707300060	OTHER XYLENES NESOI (EXCEPT O- OR P-XYLENE	L 1,433,700	302,064
2707400000	NAPHTHALENE	L 226,710	95,585
2707991000	LIGHT OIL	L 204,958	54,803
2707995090	OTH OLS A PRDCTS OF CL TR DS A SM W AROM OUTW NONA	KG 138	5,504
2709001000	CRUDE PETROLEUM TESTING UNDER 25 DEGREES API	X	33,583
2709002000	CRUDE PETROLEUM TESTING 25 DEGREES API OR MORE	X	25,989

TABLE 1 - SHIPMENTS OF MERCHANDISE FROM THE UNITED STATES TO PUERTO RICO,
BY COMMODITY:FISCAL YEAR 1999

COMM-CODE	COMMODITY AND UNIT OF QUANTITY	QUANTITY	VALUE-\$
2710000505	NO 4 FUEL OIL UN 25 DEG API NT OVER 0.05 PCT SULFR	BBL 1,388	33,268
2710000520	HEAVY FUEL OILS UNDER 25 DEGREES API	BBL 1,189	18,451
2710000550	OTHER FUEL OILS UNDER 25 DEGREES API NESOI	BBL 8,605	211,324
2710001005	LT FUEL OIL 25 DEG API A OVER NT OVR .05 PCT SULFR	BBL 254,931	1,689,003
2710001007	LT FUEL OIL 25 DEG API A OVER, OVER 0.05 PCT SULFR	BBL 35,817	841,106
2710001015	NO 4 FUEL OIL 25 DEG A OV API NT OV 0.05 PCT SULFR	BBL 495	14,859
2710001510	LEADED GASOLINE	BBL 41,812	672,637
2710001514	UNLEADED GASOLINE, REFORMULATED	BBL 152	3,779
2710001518	UNLEADED GASOLINE, OTHER	BBL 399,086	5,414,280
2710001520	JET MOTOR FUEL, NAPHTHA-TYPE	BBL 770	27,842
2710001550	OTHER MOTOR FUELS NESOI	BBL 853,388	16,901,419
2710001800	MOTOR FUEL BLENDING STOCK	BBL 1,437	420,430
2710002000	KEROSENE, EXC MOTOR FUEL OR BLENDING STOCK	BBL 4,441	112,308
2710002500	NAPHTHAS, EXC MOTOR FUEL OR BLENDING STOCK	BBL 110,878	2,908,691
2710003010	AVIATION ENGINE LUBRICATING OILS	BBL 1,694	272,439
2710003020	AUTOMTVE, DSL OR MRNE ENGNE LUB OILS	BBL 86,722	7,845,695
2710003030	TURBINE LUBRICATING OIL, INCLUDING MARINE	BBL 5,904	680,658
2710003040	AUTOMOTIVE GEAR OILS	BBL 2,207	176,117
2710003050	STEAM CYLINDER OILS	BBL 1,785	50,040
2710003070	QUENCHING OR CUTTING OILS	BBL 287	46,776
2710003080	OTHER LUBRICATING OILS (EXCEPT GREASES)	BBL 33,178	5,574,882
2710003700	GREASES, LUBRICATING, WITH OR W/OUT ADDITIVES	BBL 33,735	1,684,639
2710005030	WHITE MINERAL OIL, MEDICINAL GRADE	BBL 2,254	289,355
2710005040	WHITE MINERAL OIL, NOT MEDICINAL GRADE	BBL 900	109,829
2710005045	INSULATING OR TRANSFORMER OILS	BBL 3,688	215,282
2710005060	OTH PET OILS & OILS FRM BITUM MNRL,NT CRUDE, NESOI	X	2,244,132
2711110000	NATURAL GAS, LIQUEFIED	KM3 2,081	101,466
2711120000	PROPANE, LIQUEFIED	BBL 8,293	346,039
2711130000	BUTANES, LIQUEFIED	BBL 533	18,000
2711140000	ETHYLENE, PROPYLENE, BUTYLENE AND BUTADIENE LIQIF	KG 55,212	155,530
2711190000	PET GASES A OTH GAS HYDCRBNS LIQ NESOI	X	1,123,366
2711290000	PETROL GAS A OTH GAS HYDROCARBONS,GASEOUS, NESOI	X	781,800
2712100000	PETROLEUM JELLY	KG 268,003	239,492
2712200000	PARAFFIN WAX LESS THAN 0.75 PERCENT OIL	KG 66,573	113,140
2712900000	OTHER MINERAL WAXES, NESOI	KG 175,998	288,034
2713900000	OTH RES OF PET OILS OR BITUMIN OILS	T 77	58,340
2714100000	BITUMINOUS OR OIL SHALE AND TAR SANDS	T 12	4,039
2714900000	BITUMEN A ASPHALT, ASPHALTTES AND ASPHALTIC ROCKS	T 480	148,549
2715000000	BIT MIX FR NAT ASPH, NAT BIT,PET BIT,MIN TAR OR PT	T 3,497	6,252,018
PRODUCTS OF THE CHEMICAL OR ALLIED INDUSTRIES..... TOTAL			2,614,763,820
INORGANIC CHEMICALS; ORGANIC OR INORGANIC COMPOUNDS OF PRECIOUS METALS, OF RARE-EARTH METALS, OF RADIOACTIVE ELEMENTS OR OF ISOTOPES..... TOTAL			83,077,441
2801100000	CHLORINE	KG 18,538,185	5,204,137
2801200000	IODINE	KG 301	7,722
2801302000	BROMINE	KG 2,045	7,613
2803000010	CARBON BLACK	KG 5,905	7,575
2803000050	OTHER FORMS OF CARBON NESOI	KG 67,806	170,464
2804100000	HYDROGEN	KM3 3,047	102,656
2804210000	ARGON	KM3 338	28,038
2804290010	HELIUM	KM3 360	805,922
2804290050	OTHER RARE GASES	KM3 5,479	370,551
2804300000	NITROGEN	KM3 155	61,534
2804400000	OXYGEN	KM3 3,065	294,485
2804500010	BORON	KG 38	6,074
2804610000	SILICON CONTAIN BY WT NT < 99.99% OF SILICON	KG 4,601	648,992
2804691000	SILICON BETWEEN 99.99 PERCENT AND 99 PERCENT PURE	KG 3,149	4,439
2804695000	SILICON LESS THAN 99 PERCENT PURE	KG 23,018	34,006
2805110000	SODIUM	KG 215,180	522,388
2805190000	ALKALI METALS EXCEPT SODIUM	KG 94	6,921
2805210000	CALCIUM	KG 56,826	118,770
2805300000	RARE EARTH METAL,WHETTER/NT INTERMIX/INTERALLOYED	KG 3,742	28,847
2806100000	HYDROGEN CHLORIDE (HYDROCHLORIC ACID)	T 4,045	1,337,567
2806200000	CHLOROSULFURIC ACID	KG 52,565	76,030
2807000000	SULFURIC ACID AND OLEUM	T 1,549	682,687

TABLE 1 - SHIPMENTS OF MERCHANDISE FROM THE UNITED STATES TO PUERTO RICO,
BY COMMODITY:FISCAL YEAR 1999

COMM-CODE	COMMODITY AND UNIT OF QUANTITY	QUANTITY	VALUE-\$
2808000000	NITRIC ACID AND SULFONITRIC ACIDS	KG	408,716
2809200030	PHOSPHORIC ACID OTHER THAN FERTILIZER GRADE	T	171
2811110000	HYDROGEN FLUORIDE (HYDROFLUORIC ACID)	KG	61,088
2811190000	OTHER INORGANIC ACIDS, NESOI	KG	522,082
2811210000	CARBON DIOXIDE	T	333
2811220000	SILICON DIOXIDE	KG	350,296
2811230000	SULFUR DIOXIDE	KG	7,711
2811290000	INORGANIC OXYGEN COMPOUNDS OF NONMETALS, NESOI	KG	209,335
2812101000	PHOSPHORUS PENTACHLORIDE	KG	412
2812105010	PHOSPHORUS OXYCHLORIDE AND TRICHLORIDE	KG	98,858
2812105050	OTHER CHLORIDES AND CHLORIDE OXIDES OF NONMETALS	KG	44,894
2812900000	HALIDES & HALIDE OXIDES OF NONMETALS, NESOI	KG	23,025
2813906000	SULFIDE NONMETAL, COMMERCIAL PHOSP TRISULFID,NESOI	KG	21,147
2814200000	AMMONIA IN AQUEOUS SOLUTION	T	100
2815110000	SOLID SODIUM HYDROXIDE (CAUSTIC SODA)	KG	251,811
2815120000	SODIUM HYDROXIDE IN AQUEOUS SOLUTION	KG	55,588,808
2815200000	POTASSIUM HYDROXIDE (CAUSTIC POTASH)	KG	48,319
2815200090	POTASSIUM HYDROXIDE (CAUSTIC POTASH), EXCEPT SOLID	KG	584,705
2815300000	PEROXIDES OF SODIUM OR POTASSIUM	KG	23,841
2816100000	MAGNESIUM HYDROXIDE AND MAGNESIUM PEROXIDE	KG	797,381
2816300000	BARIUM OXIDES, HYDROXIDES AND PEROXIDES	KG	882
2817000000	ZINC OXIDE AND ZINC PEROXIDE	KG	97,360
2818100000	ARTIFICIAL CORUNDUM	KG	58,710
2818200000	ALUMINUM OXIDE, EXCEPT ARTIFICIAL CORUNDUM, NESOI	KG	45,855
2818300000	ALUMINUM HYDROXIDE	KG	3,311,153
2819900000	CHROMIUM OXIDE & HYDRIDE, EXC CHROM TRIOXIDE, NESOI	KG	20,856
2820100000	MANGANESE DIOXIDE	KG	37,714
2820900000	MANGANESE OXIDES, EXCEPT MANGANESE DIOXIDE, NESOI	KG	1,500
2821100005	SYNTHETIC PIGMENTS OF IRON OXIDES AND HYDROXIDES	KG	83,456
2821100050	IRON OXIDES AND HYDROXIDES, NESOI	KG	122,800
2822000000	COBALT OXIDE & HYDROXIDE; COMMERCIAL COBALT OXIDES	KG	284
2823000000	TITANIUM OXIDES	KG	286,636
2824900000	LEAD OXIDES, NESOI	KG	42,603
2825100000	HYDRAZINE & HYDROXYLAMINE & THEIR INORGANIC SALTS	KG	34,312
2825500000	COPPER OXIDES AND HYDROXIDES	KG	2,557
2825900000	INORGANIC BASE; METAL OXIDES, & PEROXIDES, NESOI	KG	89,618
2826110000	FLUORIDES OF AMMONIUM OR OF SODIUM	KG	5,473
2826190000	FLUORIDES, NESOI	KG	1,217
2826190080	FLUORIDES, NESOI	KG	7,119
2827100000	AMMONIUM CHLORIDE	KG	114,124
2827200000	CALCIUM CHLORIDE	KG	1,712,701
2827320000	ALUMINUM CHLORIDE	KG	115,577
2827330000	IRON CHLORIDE	KG	55,510
2827392500	TIN CHLORIDE	KG	3,777
2827399050	OTHER CHLORIDES, NESOI	KG	159,513
2827490000	CHLORIDE OXIDES AND CHLORIDE HYDROXIDES, NESOI	KG	6,105,876
2827590000	OTHER BROMIDES AND BROMIDE OXIDES, NESOI	KG	52
2827606000	IODIDES AND IODIDE OXIDES, NESOI	KG	39
2828100000	COMMERCIAL CALCIUM HYPOCHLORITE	KG	884,415
2828900000	HYPOCHLORITES, CHLORITES, AND HYPOBROMITES, NESOI	KG	364,900
2829110000	SODIUM CHLORATE	KG	331
2829900000	PERCHLORATE; BROMATE, PERBROMATE; IODATE, PERIODATE	KG	15,307
2830100000	SODIUM SULFIDES	KG	47,585
2830201000	ZINC SULFIDE, LUMINESCENT GRAD, PURITY ≥ 99.99% BY WT	KG	45,000
2830300000	CADMIUM SULFIDE	KG	3,847
2830900000	SULFIDES AND POLYSULFIDES, NESOI	KG	75,282
2831105000	DITHIONITES AND SULFOXYLATES OF SODIUM, NESOI	KG	16,491,450
2831900000	DITHIONITES & SULFOXYLATE, EXC OF SODIUM, NESOI	KG	64,774
2832100000	SODIUM SULFITES	KG	132,652
2832300000	THIOSULFATES	KG	19,867
2833111000	SALT CAKE OF DISODIUM SULFATE	T	91
2833190000	SODIUM SULFATES, EXCEPT DISODIUM SULFATES, NESOI	KG	110,795
2833210000	MAGNESIUM SULFATE	KG	79,361
2833220000	ALUMINUM SULFATE	KG	50,061
2833250000	COPPER SULFATE	CKG	112,501
2833260000	ZINC SULFATE	KG	25,842
2833290000	OTHER SULFATES, NESOI	KG	107,691
2833300000	ALUMS	KG	116,598
2833400000	PEROXOSULFATES (PERSULFATES)	KG	811,910
2834210000	POTASSIUM NITRATES	T	139

TABLE 1 - SHIPMENTS OF MERCHANDISE FROM THE UNITED STATES TO PUERTO RICO,
BY COMMODITY:FISCAL YEAR 1999

COMM-CODE	COMMODITY AND UNIT OF QUANTITY		QUANTITY	VALUE-\$
2834290000	OTHER NITRITES, AND NITRATES, NESOI	KG	110,187	80,000
2835100000	PHOSPHINATES (HYPOPHOSPHITES) & PHOSPHONATES	KG	13,503	33,486
2835220000	MONO- OR DISODIUM PHOSPHATES	KG	68,053	81,847
2835230000	TRISODIUM PHOSPHATE	KG	378	4,160
2835240000	POTASSIUM PHOSPHATE	KG	75,807	187,032
2835250000	CALCIUM HYDROGENORTHOPHOSPHATE (DICALC PHOSPHATE)	KG	1,008,249	1,380,737
2835260000	OTHER PHOSPHATES OF CALCIUM, NESOI	KG	48,022	66,994
2835299050	PHOSPHATES, NESOI	KG	27,828	41,211
2835310000	SODIUM TRIPHOSPHATES (SODIUM TRIPOLYPHOSPHATE)	KG	75,750	72,294
2835390000	POLYPHOSPHATES, NESOI	KG	37,469	77,210
2836200000	DISODIUM CARBONATE	KG	19,101,755	3,102,098
2836300000	SODIUM HYDROGENCARBONATE (SODIUM BICARBONATE)	KG	1,242,281	533,384
2836400000	POTASSIUM CARBONATES	KG	115,700	85,167
2836500000	CALCIUM CARBONATE	KG	4,201,865	2,120,059
2836600000	BARIUM CARBONATE	KG	38,578	24,000
2836999050	PEROXOCARBONATES (PERCARBONATES), NESOI	KG	111,174	73,530
2837110000	CYANIDES AND CYANIDE OXIDES OF SODIUM	KG	1	3,908
2837190010	POTASSIUM CYANIDE	KG	75	14,480
2837190020	OTHER CYANIDES AND CYANIDE OXIDES, NESOI	KG	95,469	2,804,330
2837200000	COMPLEX CYANIDES	KG	5	9,000
2838000000	FULMINATES, CYANATES AND THIOCYANATES	KG	19,507	75,808
2839190000	SILICATE OF SODIUM, EXC SODIUM METASILICATE, NESOI	KG	565,891	431,885
2839200000	SILICATE; COMM ALKALI METAL SILICATE, OF POTASSIUM	KG	16,887	19,890
2839900000	SILICATE; COMMERCIAL ALKALI METAL SILICATES, NESOI	KG	24,101	82,688
2840110000	ANHYDROUS DISODIUM TETRABORATE (REFINED BORAX)	KG	1,245	2,857
2840300000	PEROXOBORATES (PERBORATES)	KG	77,081	158,888
2841100000	ALUMINATES	KG	1,221,979	640,994
2842100000	DOUBLE OR COMPLEX SILICATES	KG	21,000	10,295
2842900000	SALT OF INORGANIC ACID/PEROXOACID, EXC AZIDE, NESOI	KG	2,191	66,657
2843100000	COLLOIDAL PRECIOUS METALS	GM	569,094	7,473,050
2843290000	SILVER COMPOUNDS, EXCEPT SILVER NITRATE, NESOI	KG	187	45,240
2843300000	GOLD COMPOUNDS	KG	589	1,852,203
2843900000	ORGANIC COMPOUND PRECIOUS METAL; AMALGRAMS, NESOI	KG	4,366	1,139,923
2844105000	ALLOYS, DISPERSIONS & CERAMIC PRODUCTS, NESOI	KG	9,827	210,585
2844301000	THORIUM COMPOUNDS	KG	9	10,000
2844305000	MIXTURES CONTAIN URANIUM DEPLETED IN U235, NESOI	X		3,090
2844400010	ELEMENT, ISOTOPE & COMPOUND W/ RADIOACTIVITY ONLY	GBQ	12,560	95,235
2844400020	RADIOACT ELEMENT, ISOTOPE & COMPOUND, NESOI	MBQ	5,312	154,563
2844400050	ALLOYS, DISPERSIONS; RADIOACTIVE RESIDUES, NESOI	X		155,976
2844500000	SPENT FUEL ELEMENT (CARTRIDGE) OF NUCLEAR REATORS	KG	10	2,830
2845800000	ISOTOPE EXC HDG 2844; COMPOUND INORGAN/ORGAN, NESOI	KG	332	94,239
2846900000	COMPOUNDS, INORGAN/ORGAN, RARE-EARTH METALS, NESOI	KG	133,538	244,851
2847000000	HYDROGEN PEROXIDE, WHETHER/NOT SOLIDIFIED W/ UREA	KG	1,102,192	717,759
2848009000	PHOSPHIDE, EXC FERROPHOSPHORUS, OF METAL/NONMETALS	KG	1,495	20,480
2849100000	CARBIDES, CHEMICALLY DEFINED OR NOT, OF CALCIUM	KG	38,506	16,722
2849201000	CARBIDE, CHEM DEFINED/NT, OF SILICON, CRUDE	KG	1,110	5,179
2849202000	CARBIDE, CHEM DEFINED/NT, IN GRAIN/GROUND/REFINED	KG	18,986	26,355
2849903000	CARBIDES, CHEM DEFINED/NOT, OF TUNGSTEN	CKG	646	14,138
2849906000	CARBIDES, WHETHER OR NOT CHEMICALLY DEFINED, NESOI	KG	18	12,927
2850000000	HYDRIDES & NITRIDES, CHEMICALLY DEFINED/NT, NESOI	KG	2	8,415
2851000000	OTHER INORGANIC COMPOUNDS; LIQ AIR; AMALGAMS, NESOI	X		2,257,673
	ORGANIC CHEMICALS.....	TOTAL		548,529,514
2901106000	SAT ACYC HYDROCRBNS (EXCL ETHANE AND BUTANE)	KG	9,318	29,986
2901210000	ETHYLENE (ETHENE)	KG	22,040	37,584
2901220000	PROPENE (PROPYLENE)	KG	1,441,717	381,403
2901291010	UNSAT LIN A OLFNS (C6-C30)UNMXED FR PETRO,SHAL ETC	KG	28,500	6,600
2901296000	UNSATURATED ACYCLIC HYDROCARBONS NESOI	KG	181,782	48,791
2902110000	CYCLOHEXANE	KG	1,400,094	158,067
2902190000	CYCLANES, CYCLENES AND CYCLOTERPENES NESOI	KG	100,376	254,533
2902300000	TOLUENE	L	1,857,344	388,201
2902410000	ORTHO-XYLENE	L	18,960	6,954
2902440000	MIXED XYLENE ISOMERS	L	5,218,002	4,059,208
2902500000	STYRENE	KG	326,156	311,839
2902600000	ETHYLBENZENE	KG	118,916	477,591
2902903010	DODECYLBENZENE	KG	209,209	174,519
2902903050	OTHER ALKYL AND POLYALKYL BENZENES	KG	5,878	80,050
2902909500	CYCLIC HYDROCARBONS NESOI	KG	2,970	24,058
2903120000	DICHLOROMETHANE (METHYLENE CHLORIDE)	KG	5,925,315	3,844,441

TABLE 1 - SHIPMENTS OF MERCHANDISE FROM THE UNITED STATES TO PUERTO RICO,
BY COMMODITY:FISCAL YEAR 1999

COMM-CODE	COMMODITY AND UNIT OF QUANTITY	QUANTITY	VALUE-\$
2903130000	CHLOROFORM	KG 314,485	206,242
2903140000	CARBON TETRACHLORIDE	KG 40,032	12,355
2903150000	1,2-DICHLOROETHANE (ETHYLENE DICHLORIDE)	KG 150,102	36,400
2903191000	HEXACHLOROETHANE AND TETRACHLOROETHANE	KG 57,855	267,261
2903210000	VINYL CHLORIDE (CHLOROETHYLENE)	KG 21,535	16,592
2903220000	TRICHLOROETHYLENE	KG 1,204	21,853
2903230000	TETRACHLOROETHYLENE (PERCHLOROETHYLENE)	KG 232,879	131,999
2903300600	ETHYLENE DIBROMIDE	KG 1,370	10,915
2903301520	METHYL BROMIDE (BROMOMETHANE)	KG 52,833	153,090
2903301550	ACETYLENE TETRABROMIDE; ALKYL BROMIDES ETC.	KG 52,111	113,779
2903302010	FLUORINATED HYDROCARBONS	KG 133,557	846,680
2903302050	OTHER FLUOR, BROMIN OR IODIN DERIV OF ACYCLIC HYDROCARBON	KG 70,675	223,211
2903410000	TRICHLOROFLUOROMETHANE (CFC-11)	KG 8,307	53,696
2903420000	DICHLORODIFLUOROMETHANE (CFC-12)	KG 166,860	1,561,495
2903440000	DICHLOROTETRAFLUOROETHANE (CFC-114) & CHLOROPE (CFC-115)	KG 86,365	663,310
2903450000	OTHER DERIV PERHALOGENATED W FLUORINE & CHLORINE	KG 47,489	114,167
2903470000	OTHER PERHALOGENATED DERIVATIVES	KG 6,050	99,600
2903490010	CHLORODIFLUOROMETHANE (CFC-22 SERIES)	KG 212,988	1,062,028
2903490060	DERIV ACYCLIC HYDROCARBON CONT TWO OR MORE HALOGENS	KG 17,249	103,484
2903590000	HALO DERIV OF CYCLANIC, CYCLENIC OR CYCLOTERPE, ETC	KG 44,446	25,079
2903611000	CHLOROBENZENE	KG 20,366	26,889
2903690000	HALOGENATED DERIV OF AROM HYDROCARBONS NESOI	KG 62,623	290,134
2904100000	HYDROCARBON DERIV CONT ONLY SULFO GROUPS, ETC	KG 15,212	124,008
2904900000	SULFONATED, NITRATED ETC OF HYDROCARBONS ETC	KG 48,062	97,883
2905110000	METHANOL (METHYL ALCOHOL)	L 8,593,163	2,085,837
2905120010	PROPAN-1-OL	KG 239,541	117,351
2905120050	PROPAN-2-OL	KG 6,257,809	2,617,766
2905130000	BUTAN-1-OL (N-BUTYL ALCOHOL)	KG 123,984	126,042
2905145010	2-METHYLPROPAN-1-OL (ISOBUTYL ALCOHOL)	KG 546,382	142,210
2905145050	OTHER BUTANOLS, NESOI	KG 181,949	173,487
2905180050	OCTANOLS AND ISOMERS (EXC ETHYLHEXAN-1-OL)	KG 359,823	596,193
2905170000	LAURYL ALCOHOL, CETYL ALCOHOL AND STEARYL ALCOHOL	KG 47,514	118,242
2905190020	HEXYL ALCOHOL AND ISOMERS THEREOF	KG 244,148	94,164
2905220000	UNSATURATED ACYCLIC MONOHYDRIC TERPENE ALCOHOLS	KG 18,882	27,368
2905310000	ETHYLENE GLYCOL (ETHANEDIOL)	KG 671,605	390,119
2905320000	PROPYLENE GLYCOL (PROPANE-1,2-DIOL)	KG 1,261,246	1,755,603
2905390000	ACYCLIC DIHYDRIC ALCOHOLS NESOI	KG 2,568	7,392
2905410000	2-ETHYL-2-(HYDROXYMETHYL)PROPANE-1,3-DIOL	KG 15,364	18,900
2905430000	MANNITOL	KG 388,566	2,324,760
2905440000	D-GLUCITOL (SORBITOL)	KG 9,994,403	12,555,950
2905450000	GLYCEROL	KG 1,858,042	2,541,977
2905490000	ACYCLIC POLYHYDRIC ALCOHOLS NESOI	KG 5,195	15,000
2905500000	HALO, SULFO, NITRO OR NITROSO DERIV OF ACYCLIC ALCOHOLS	KG 25,179	71,797
2906110000	MENTHOL	KG 16,923	136,570
2906120000	CYCLOHEXANOL, METHYL AND DIMETHYL CYCLOHEXANOLS	KG 56,191	48,140
2906191000	4,4'-ISOPROPYLDENEDICYCLOHEXANOL & MIX ETC	KG 250,829	297,550
2906195000	OTHER CYCLANIC, ETC ALCOHOLS AND SULFO, ETC DERIV	KG 43,320	73,645
2906210000	BENZYL ALCOHOL	KG 59,639	77,493
2906290000	AROMATIC ALCOHOLS AND THEIR HALO ETC DERIV NESOI	KG 88,154	982,004
2907190000	MONOPHENOLS NOT ELSEWHERE SPECIFIED OR INCLUDED	KG 22,419	56,759
2907210000	RESORCINOL AND ITS SALTS	KG 51,809	355,318
2907290000	OTHER POLYPHENOLS	KG 46,238	281,601
2908200000	DERIV OF PHENOLS OR PHENOL-ALCHLS CONT ONLY SULFO	KG 6,124	37,125
2909191400	METHYL TERTIARY-BUTYL ETHER (MTBE)	KG 42,596,869	11,158,936
2909191800	ETHERS OF MONOHYDRIC ALCOHOLS, NESOI	KG 16,177	314,621
2909196000	ETHERS OF POLYHYDRIC ALCOHOLS, NESOI	KG 17,784	169,426
2909420000	MONOMETHYL ETHERS OF MONO OR DI-ETHYLENE GLYCOLS	KG 329,084	804,600
2909430000	MONOBUTYL ETHERS OF MONO OR DI-ETHYLENE GLYCOLS	KG 410,417	468,734
2909440000	OTHER MONOALKYL ETHERS OF MONO OR DI-ETHYLENE GLYCOLS	KG 16,429	11,288
2909490000	ETHER-ALCOHOLS AND THEIR HALO ETC DERIV NESOI	KG 558,137	2,269,936
2909600000	ALCOHOL PEROXIDES, ETHER PEROX, KETONE PEROX ETC	KG 26,657	48,037
2910100000	OXIRANE (ETHYLENE OXIDE)	KG 308,062	622,304
2910200000	METHYLOXIRANE (PROPYLENE OXIDE)	KG 1,050	6,178
2910900000	EPOXIDES, EPOXYALCOHOLS ETC WITH 3-MEMBER RING ETC	KG 83,388	1,532,589
2912110000	METHANAL (FORMALDEHYDE)	KG 134,760	118,825
2912120000	ETHANAL (ACETALDEHYDE)	KG 420,830	268,248
2912190000	ACYCLIC ALDEHYDES WITHOUT OTHER OXY FUNC NESOI	KG 4,187	14,610
2912210000	BENZALDEHYDE	KG 307	25,761
2912290000	CYCLIC ALDEHYDES WITHOUT OTHER OXY FUNC NESOI	KG 28,632	172,039
2912410000	VANILLIN (4-HYDROXY-3-METHOXYBENZALDEHYDE)	KG 57,960	734,934

TABLE 1 - SHIPMENTS OF MERCHANDISE FROM THE UNITED STATES TO PUERTO RICO,
BY COMMODITY: FISCAL YEAR 1989

COMM-CODE	COMMODITY AND UNIT OF QUANTITY	QUANTITY	VALUE-\$
2912600000	PARAFORMALDEHYDE	KG 18,144	14,000
2913000000	HALOGENATED, SULFONATED ETC DER OF PROD OF HD 2912	KG 9,900	57,420
2914110000	ACETONE (PROPANONE)	KG 5,587,885	2,510,837
2914120000	BUTANONE	KG 615,341	320,536
2914130000	4-METHYLPENTAN-2-ONE (METHYL ISOBUTYL KETONE)	KG 145,786	109,250
2914190000	OTHER ACYCLIC KETONES WITHOUT OTHER OXYGEN FUNCTN	KG 92	3,307
2914221000	CYCLOHEXNONE	KG 2,789	4,306
2914222000	METHYLCYCLOHEXANONES	KG 4,144	5,837
2914230000	IONES AND METHYLIONES	KG 13	8,829
2914391000	7-ACETYL-1,1,3,4,4,6-HEXAMETHYLTETRAHYDRONAPHTHALE	KG 80,869	138,156
2914409000	OTHER KETONE-ALCOHOLS AND KETONE-ALDEHYDES, NESOI	KG 33,026	85,092
2914500000	KETONE-PHENOLS AND KETONES WITH OTHER OXYGEN FUNCT	KG 99,790	1,319,150
2914692000	QUINONE DRUGS	KG 167	124,103
2914700000	HALO, SULFO, ETC DERIV OF KETONE-ALCOHOLS ETC	KG 2,289	25,000
2915120000	SALTS OF FORMIC ACID	KG 15,682	24,314
2915210000	ACETIC ACID	KG 1,249,942	720,040
2915240000	ACETIC ANHYDRIDE	KG 26,698	22,630
2915290000	OTHER SALTS OF ACETIC ACID	KG 60,116	63,721
2915310000	ETHYL ACETATE	KG 3,265,167	3,401,121
2915320000	VINYL ACETATE	KG 7,255,062	1,854,672
2915330000	NORMAL BUTYL ACETATE	KG 245,521	197,572
2915340000	ISOBUTYL ACETATE	KG 106,742	99,566
2915350000	2-ETHOXYETHYL ACETATE	KG 57,428	74,768
2915391000	BENZYL ACETATE	KG 415,310	681,950
2915394510	NORMAL-PROPYL ACETATE	KG 164,881	560,063
2915399050	ESTERS OF ACETIC ACID NESOI	KG 149,483	235,489
2915400000	MONO-, DI- OR TRICHLOROACETIC ACIDS, THEIR DERIV	KG 18,000	44,000
2915501000	PROPIONIC ACID	KG 76,478	80,546
2915503000	OTHER SALTS AND ESTERS OF PROPIONIC ACID	KG 318,795	484,861
2915600000	BUTYRIC ACID, VALERIC ACID, THEIR SALTS AND ESTERS	KG 9,911	13,386
2915700000	PALMITIC ACID, STEARIC ACID, THEIR SALTS AND ESTRS	KG 174,864	653,206
2915900000	SAT ACYCLIC MONOCARBOXY ACIDS AND DERIV NESOI	KG 239,706	704,135
2916110000	ACRYLIC ACID AND ITS SALTS	KG 453	26,619
2916125020	METHYL ACRYLATE	KG 30,088	53,692
2916125030	BUTYL ACRYLATE	KG 1,115,331	1,163,512
2916125040	2-ETHYL-1-HEXYL ACRYLATE	KG 42,299	129,513
2916126000	ESTERS OF ACRYLIC ACID NESOI	KG 357	53,692
2916130000	METHACRYLIC ACID AND ITS SALTS	KG 860	5,688
2916141000	DICYCLOPENTENYLOXYETHYL METHACRYLATE	KG 6,522	33,669
2916142010	ETHYL METHACRYLATE	KG 16,761	55,462
2916142020	METHYL METHACRYLATE	KG 28,208	42,808
2916142050	OTHER ESTERS OF METHACRYLIC ACID	KG 59,510	553,913
2916191000	POTASSIUM SORBATE	KG 2,221	15,158
2916194000	UNSAT ACYCLIC MONOCARBOXY ACIDS AND DERIV NESOI	KG 8	17,062
2916310000	BENZOIC ACID, ITS SALTS AND ESTERS	KG 217,780	548,900
2916321000	BENZOYL PEROXIDE	KG 10,886	101,880
2916341000	PHENYLACETIC ACID (A-TOLUIC ACID)	KG 14,061	13,000
2916343550	PHENYLACETIC ACID ITS SALTS, NESOI	KG 4,000	1,003,600
2916351500	ESTERS OF PHENYLACETIC ACID, ODORIFEROUS/FLAVOR CMP	KG 73,684	600,411
2916390000	AROMATIC MONOCARBOXY ACIDS AND DERIV ETC NESOI	KG 217,177	3,348,374
2917110000	OXALIC ACID, ITS SALTS AND ESTERS	KG 500	3,637
2917130000	AZELAIC ACID, SEBACIC ACID, THEIR SALTS AND ESTERS	KG 225	2,700
2917191000	FERROUS FUMARATE	KG 1,370	5,309
2917191600	FUMARIC ACID (TRANS-BUTENEDIOIC ACID)	KG 20,000	17,200
2917192300	MALEIC ACID NOT IN US NOTE 3 SECTION 6	KG 512	2,875
2917197055	ACYCLIC POLYCARBOXYLIC ACIDS & DERIV, NESOI	KG 45,786	838,853
2917200000	CYCLANIC, ETC POLYCARBOXYLIC ACIDS AND THEIR DERIV	KG 5,862	25,488
2917310000	DIBUTYL ORTHOPHTHALATES	KG 16,002	2,723
2917340000	OTHER ESTERS OF ORTHOPHTHALIC ACID	KG 56,612	92,984
2917391500	ISOPHTHALIC ACID	KG 191	26,639
2917394000	AROMATIC POLYCARBOXYLIC ACIDS, ETC NESOI	KG 44,932	212,258
2918120000	TARTARIC ACID	KG 1,846	15,000
2918130000	SALTS AND ESTERS OF TARTARIC ACID	KG 187	164,926
2918140000	CITRIC ACID	KG 4,079,893	5,514,458
2918150000	SALTS AND ESTERS OF CITRIC ACID	KG 1,167,520	1,376,282
2918170000	PHENYLGLYCOLIC ACID ITS SALTS AND ESTERS	KG 77,591	1,799,550
2918190000	CARBOXY ACIDS WITH ALCOHOL FUNCT ETC NESOI	KG 98,971	3,737,971
2918215000	SALICYLIC ACID AND ITS SALTS (EXC MEDICINAL USE)	KG 9,982	38,490
2918220000	-ACETYSALICYLIC ACID (ASPIRIN), SALTS AND ESTERS	KG 394,798	3,106,384
2918290000	CARBOXYLIC ACIDS WITH PHENOL FUNCTION ETC NESOI	KG 12,342	353,395

TABLE 1 - SHIPMENTS OF MERCHANDISE FROM THE UNITED STATES TO PUERTO RICO,
BY COMMODITY:FISCAL YEAR 1999

COMM-CODE	COMMODITY AND UNIT OF QUANTITY	QUANTITY	VALUE-\$
2918300000	CARBOXYLIC ACIDS WITH ALDEHYDE OR KETONE FUNC ETC	KG 18,485	10,000
2918908000	CARBOXYLIC ACIDS WITH ADDITIONAL OXY FUNC NESOI	KG 11,142	1,492,759
2920100000	THIOPHOSPHORIC ESTERS AND THEIR SALTS AND DERIV	KG 174,111	273,613
2920900000	ESTERS OF OTHER INORGANIC ACIDS, ETC NESOI	KG 40,116	78,184
2921110000	METHYLAMINE, DI OR TRIMETHYLAMINE AND THEIR SALTS	KG 392,204	1,135,897
2921120000	DIETHYLAMINE AND ITS SALTS	KG 38,864	89,337
2921191000	MONO- AND TRIETHYLAMINES,ETC AND THEIR SALTS	KG 4,556	341,249
2921193000	3-AMINO-3-METHYL-1-BUTYNE;2-CHLORO-N,N-DIMETHYLETH	KG 8,766	53,565
2921196000	OTHER ACYCLIC MONOAMINES & THEIR DERIVATIVES,NESOI	KG 206,781	30,409,494
2921210000	ETHYLENEDIAMINE AND ITS SALTS	KG 142,230	457,101
2921220000	HEXAMETHYLENEDIAMINE AND ITS SALTS	KG 45,772	311,784
2921290020	TRIETHYLENETETRAMINE	KG 14,432	12,158
2921290055	OTHER ACYCLIC POLYAMINES AND DERIV; SALTS THEREOF	KG 65,513	322,529
2921420000	ANILINE DERIVATIVES AND THEIR SALTS	KG 1,140	15,568
2921430000	TOLUIDINES (AMINOTOLUENES) AND THEIR DERIVATIVES,	KG 1,944	20,912
2921440000	DIPHENYLAMINE AND ITS DERIVATIVES; SALTS THEREOF	KG 4,460	20,892
2921490000	AROMATIC MONOAMINES NESOI AND THEIR DERIVATIV	KG 162,104	23,903,164
2921590000	AROMATIC POLYAMINES NESOI AND THEIR DERIVATIV	KG 4,590	33,537
2922110000	MONOETHANOLAMINE AND ITS SALTS	KG 170,640	202,318
2922120000	DIETHANOLAMINE AND ITS SALTS	KG 11,174	82,000
2922130000	TRIETHANOLAMINE AND ITS SALTS	KG 43,281	38,762
2922191850	AROMATIC AMINO-ALCOHOLS,THEIR ETHERS & ESTERS-DRUG	KG 1,800	37,585
2922199550	AMINO-ALCOHOLS, THEIR ETHERS ETC NESOI	KG 84,344	267,666
2922210000	AMINOHYDROXYNAPHTHALENESULFONIC ACIDS AND SALTS	KG 21,628	13,502
2922220000	ANISIDINES, DIANISIDINES, PHENETIDINES AND SALTS	KG 61,700	285,000
2922290000	AMINO-NAPHTHOLS AND OTHER AMINO-PHENOLS NESOI	KG 38,642	342,981
2922410000	LYSINE AND ITS ESTERS; SALTS THEREOF	KG 156,051	313,040
2922420000	GLUTAMIC ACID AND ITS SALTS	KG 40,801	58,954
2922491000	M-AMINO BENZOIC ACID, TECHNICAL;L-PHENYLALANINE ETC	KG 9,901	55,600
2922492000	AROMATIC AMINO-ACIDS ETC FOR USE AS DRUGS	KG 7,025	569,368
2922493800	AROMATIC AMINO-ACIDS AND THEIR ESTERS ETC NESOI	KG 70,921	184,162
2922498050	AMINO-ACIDS (EXCLUDING AROMATIC) ETC NESOI	KG 202,644	26,079,391
2922504500	AROMATIC AMINO-ALCOHOL-PHENOL, OTH AMINO W OXG ETC	KG 13,498	123,542
2922505000	NON-AROMATIC AMINO-COMPOUNDS WITH OXYGEN FUNCTION	KG 383,435	20,284,000
2923100000	CHOLINE AND ITS SALTS	KG 22,150	18,827
2923202000	LECITHINS AND OTHER PHOSPHOAMINOLIPIDS, NESOI	KG 5	3,022
2923900000	OTHER QUATERNARY AMMONIUM SALTS AND HYDROXIDES	KG 1,092,609	1,979,510
2924100000	ACYCLIC AMIDES AND THEIR DERIV ETC	KG 622,519	1,055,498
2924297595	AROMATIC CYCLIC AMIDES (INC CYCLIC CARBAMATES) ETC	KG 116,723	593,290
2924298000	2,2-DIMETHYLCYCLOPROPYLCARBOXAMIDE	KG 103,910	543,000
2924299000	OTHER NON-AROM CYCLIC AMIDES & THEIR DERIV, NESOI	KG 1,741,893	24,870,451
2925110000	SACCHARIN AND ITS SALTS	KG 89,189	434,257
2925190000	IMIDES AND THEIR DERIVATIVES (EXC SACHARIN) ETC	KG 7,105	80,900
2925209000	IMINES AND THEIR DERIVATIVES, ETC NESOI	KG 770	2,544
2926100000	ACRYLONITRILE	KG 8,160	2,710
2926900000	NITRILE FUNCTION COMPOUNDS, NESOI	KG 899,898	2,183,566
2928001000	METHYL ETHYL KETOXIME	KG 38,490	23,633
2928003000	NON-AROM ORGAN DERIV OF HYDRAZINE ETC USED AS DRUG	KG 11,869	435,192
2928005000	NON-AROM ORGAN DERIV OF HYDRAZINE ETC (EXC DRUGS)	KG 17,645	193,929
2929101000	TOLUENEDIISOCYANATES (UNMIXED)	KG 492,296	2,400,088
2929101500	MIXTURES OF 2,4- AND 2,6-TOLUENE DIISOCYANATES	KG 1,118,507	3,387,230
2929108050	ISOCYANATES NESOI	KG 1,208,435	26,324,213
2929900000	COMPOUNDS WITH OTHER NITROGEN FUNCTION NESOI	KG 17,074	50,583
2930201500	THIO AND DITHIOCARBAMATES USED AS PESTICIDES	KG 20,557	76,080
2930205500	ORGANO-SULFUR CMPDS USED FOR RUBBER-PROCESSING	KG 3,000	9,265
2930206050	THIOCARBAMATES AND DITHIOCARBAMATES NESOI	KG 2,404	3,932
2930902000	OTHER AROM ORG-SULF CMPDS (EXCL PESTICIDES)	KG 16,421	1,427,896
2930903500	NON-AROMATIC ORGANO-SULFUR CMPDS USED AS PESTICIDE	KG 27,439	59,583
2930904530	THIOGLYCOLIC ACID AND MERCAPTOCARBOXYLIC ACIDS	KG 17,854	31,000
2930904550	OTHER ORGANO-SULFUR ACID COMPOUNDS	KG 196,091	428,027
2930909060	ORGANO-SULFUR COMPOUNDS NESOI	KG 189,724	1,152,579
2931002200	AROMATIC ORGANO-INORGANIC COMPOUNDS USED AS DRUGS	KG 1,848	276,774
2931009055	ORGANO-INORGANIC COMPOUNDS NESOI	KG 138,762	447,952
2932110000	TETRAHYDROFURAN	KG 486,507	1,303,036
2932120000	2-FURALDEHYDE (FURFURALDEHYDE)	KG 142,567	487,173
2932292000	AROMATIC LACTONES USED AS DRUGS	KG 2,076	1,298,688
2932296000	LACTONES NESOI	KG 81,857	8,087,297
2932990400	2,2-DIMETHYL-1,3-BENZODIOXOL-4-YL METHYL CARBAMATE	KG 22,396	40,342
2932990800	2-ETHOXY-2,3-DIHYDRO-3,3-DIMETHYL-5-BENZOFURSULFON	KG 316,522	570,787
2933110000	PHENAZONE (ANTIPYRINE) AND ITS DERIVATIVES	KG 275	99,662

TABLE 1 - SHIPMENTS OF MERCHANDISE FROM THE UNITED STATES TO PUERTO RICO,
BY COMMODITY:FISCAL YEAR 1999

COMM-CODE	COMMODITY AND UNIT OF QUANTITY	QUANTITY	VALUE-\$
2933210000	HYDANTOIN AND ITS DERIVATIVES	KG 101,071	196,731
2933290000	CMPDS CONT AN UNFUSED IMIDAZOLE RING ETC NESOI	KG 7,580	3,394,137
2933310000	PYRIDINE AND ITS SALTS	KG 41,324	1,732,054
2933325000	PIPERIDINE, CONT UNFUSED PYRIDINE RING, NESOI	KG 30,844	1,060,433
2933399050	CMPDS CONT AN UNFUSED PYRIDINE RING ETC NESOI	KG 119,097	21,539,307
2933401300	ETHOXYQUIN (1,2-DIHYDRO-6-ETHOXY-2,2,4-TRIMET)ETC	KG 3,348	23,575
2933402200	DRUGS CONT A QUINOLINE OR ISOQUINOLINE RING-SYS ETC	KG 2,627	628,762
2933407050	CMPDS (EXC PESTICIDES AND DRUGS) CONT A QUINOL ETC	KG 29,185	154,829
2933599050	PESTICIDES CONT A PYRIMIDINE RING OR PIPERAZINE RN	KG 34	20,610
2933599550	DRUGS CONT A PYRIMIDINE OR PIPERAZINE RING ETC	KG 8,467	1,634,912
2933599550	CMPDS CONT A PYRIMIDINE OR PIPERAZINE RING, NESOI	KG 10,642	307,130
2933699000	CMPDS (EXC MELAMINE) CONT AN UNFUSED TRIAZINE RING	KG 10,841	22,481
2933790000	LACTAMS (EXCLUDING 6-HEXANELACTAM)	KG 79,888	199,016
2933900500	ACRIDINE AND INDOLE	KG 7,519	32,419
2933901100	CARBAZOLE	KG 2,002	123,107
2933901300	6-BROMO-5-METHYL-1H-IMIDAZO-(4,5-B) PYRIDINE ETC	KG 38,193	765,243
2933902400	AROM OR MOD AROM PHOTO CHEMICALS WITH NITRO ATOMS	KG 4,201	93,400
2933902600	ANTIHISTAMINES	KG 71,661	2,327,624
2933904200	ACRIFLAVINE; ACRIFLAVINE HYDROCHLORIDE ETC	KG 694	218,639
2933904600	OTHER ANTI-INFECTION AGENTS	KG 148	1,500,358
2933905100	HYDRALAZINE HYDROCHLORIDE	KG 1,578	521,238
2933905300	OTHER CARDIOVASCULAR DRUGS	KG 4,528	2,290,547
2933905500	ANALGESICS, ANTIPYRETICS AND NON-HORMONAL ETC	KG 722	174,093
2933905800	CLOZAPINE; DROPERIDOL; AND IMPRAMINE HYDROCHLORID	KG 49	30,738
2933906100	OTHER ANTIDEPRESSANTS, TRANQUILIZERS ETC	KG 750	1,192,475
2933906500	ANTICONVULSANTS, HYPNOTICS AND SEDATIVES	KG 5,964	221,300
2933907000	OTHER DRUGS PRIM AFFECT THE CENT NERV SYSTEM	KG 488	315,000
2933907500	OTHER DRUGS WITH NITROGEN HETERO-ATOM(S) ONLY	KG 8	8,534
2933908200	AROM OR MOD-AROM HETEROCYCLIC CMPDS ETC, NESOI	KG 57,334	116,000
2933909750	HETEROCYCL CMPDS (EXC AROM OR MOD-AROM) ETC NESOI	KG 66,058	7,894,692
2934302300	ANTIDEPRESSANTS, TRANQUILIZERS AND OTHER PSCH AGTS	KG 3,129	482,155
2934302700	OTHER DRUGS CONT A PHENOTHIAZINE RING SYSTEM ETC	KG 34,235	1,128,544
2934305050	CMPDS (EXC DRUGS) CONT A PHENOTHIAZINE RING ETC	KG 3,896	52,642
2934900000	NUCLEIC ACIDS & THER SALTS;HETEROCYCLIC COMP,NESOI	KG 363,353	50,739,373
2935004000	SULFONAMIDES USED AS DRUGS	KG 115,357	41,672,122
2935009550	SULFONAMIDES, EXCLUDING DRUGS	KG 55,826	1,450,277
2936100000	PROVITAMINS, UNMIXED	KG 34,310	119,646
2936210000	VITAMINS A AND THEIR DERIVATIVES UNMIXED	KG 1,267,112	5,871,385
2936220000	VITAMIN B1 (THIAMINE) AND ITS DERIVATIVES	KG 61,221	854,622
2936260000	VITAMIN B12 AND ITS DERIVATIVES	KG 30,689	169,331
2936270000	VITAMIN C (ASCORBIC ACID) AND ITS DERIVATIVES	KG 19,348	68,478
2936280000	VITAMIN E AND ITS DERIVATIVES	KG 1,534	53,393
2936291000	FOLIC ACID	KG 118	9,205
2936291500	NIACIN AND NIACINAMIDE	KG 645	6,375
2936299055	OTHER VITAMINS AND THEIR DERIVATIVES, NESOI	KG 74,740	673,912
2936900000	OTHER INCLUDING NATURAL CONCENTRATES	KG 112,674	1,933,206
2937100000	PITUITARY (ANTERIOR) OR SIMILAR HORMONES	GM 16,054,500	6,078,965
2937210000	CORTISONE, HYDROCORTISONE, PREDNISONE, ETC	GM 3,885,079	4,792,460
2937220000	HALOGENATED DERIV OF ADRENAL CORTICAL HORMONES	GM 2,625,006	8,228,210
2937290000	ADRENAL CORTICAL HORMONES AND DERIV NESOI	GM 2,303,958	3,420,065
2937910000	INSULIN AND ITS SALTS	GM 111,467	942,587
2937920000	ESTROGENS AND PROGESTINS	GM 5,036,048	3,104,054
2937990000	HORMONES AND DERIV NESOI, STEROIDS ETC NESOI	GM 2,870,138	5,281,190
2938900000	OTHER GLYCOSIDES, NATURAL OR SYNTHETIC AND DERIV	KG 61	10,350
2939100000	ALKALOIDS OF OPIUM AND THEIR DERIV, SALTS THEREOF	KG 2,346	1,280,000
2939300000	CAFFEINE AND ITS SALTS	KG 706,346	8,816,104
2939420000	PSEUDOEPHEDRINE AND THEIR SALTS	KG 2,030	72,330
2939900000	VEGETABLE ALKALOIDS, NATURAL OR REPRODUCED NESOI	KG 17,507	303,605
2940006000	SUGARS, CHEM PURE (EXC SUCROSE, LACTOSE, ETC)NESOI	KG 809,037	1,890,591
2941106000	PENICILLINS AND THEIR DERIVATIVES ETC NESOI	KG 29	114,562
2941400000	CHLORAMPHENICOL AND ITS DERIVATIVES; SALTS THEREOF	KG 2,577	56,694
2941500000	ERYTHROMYCIN AND ITS DERIVATIVES; SALTS THEREOF	GM 5,446,003	1,030,383
2941901010	AMINOGLYCOSIDE ANTIBIOTICS	KG 2,176	229,793
2941906000	ANTIBIOTICS NESOI	KG 132,146	56,300,501
2942000000	ORGANIC COMPOUNDS NESOI	KG 62,531	1,026,662
	PHARMACEUTICAL PRODUCTS..... TOTAL		1,291,225,605
3001100000	GLANDS AND OTHER ORGANS, DRIED, INCL POWDERED	KG 12,257	681,753
3001200000	EXTRACTS OF GLANDS OR OTHER ORGS OR SECRETIONS	KG 10	8,065

TABLE 1 - SHIPMENTS OF MERCHANDISE FROM THE UNITED STATES TO PUERTO RICO,
BY COMMODITY:FISCAL YEAR 1999

COMM-CODE	COMMODITY AND UNIT OF QUANTITY	QUANTITY	VALUE-\$
3001900000	HEPARIN AND ITS SALTS; OTHER HUMAN OR ANIMAL SUBST	KG 43,574	1,625,073
3002100010	HUMAN BLOOD PLASMA	KG 67,185	5,098,183
3002100020	NORMAL HUMAN BLOOD SERA, INCLUDING FREEZE-DRIED	KG 277	256,038
3002100030	HUMAN IMMUNE BLOOD SERA	KG 3,332	690,979
3002100040	FETAL BOVINE SERUM (FBS)	KG 10,858	878,565
3002100060	OTHER BLOOD FRACTIONS NESOI	KG 56,354	8,413,333
3002200000	VACCINES FOR HUMAN MEDICINE	KG 48,524	29,148,985
3002300000	VACCINES FOR VETERINARY MEDICINE	KG 22,408	1,225,246
3002901000	FERMENTS	KG 11	11,135
3002905010	WHOLE HUMAN BLOOD	KG 268	21,550
3002905020	ANTIALLERGENIC PREPARATIONS	KG 719	15,232
3002905050	TOXINS, CULTURES OF MICRO-ORGANISMS AND SIM PROD	KG 1,068,280	18,227,212
3003100000	MEDICAMENTS CONT PENICILLINS OR DERIVATIVES ETC	KG 331,225	24,874,424
3003200000	MEDICAMENTS CONTAINING OTHER ANTIBIOTICS ETC	KG 38,933	7,424,617
3003310000	MEDICAMENTS CONTAINING INSULIN BUT NOT ANTIBIOTICS	KG 19	9,116
3003390000	MEDICAMENT CONT HORMONES OR PROD OF HD 2937 ETC	X	71,266,028
3003400000	MEDICAMENTS CONTAINING ALKALOIDS OR DERIVAT ETC	KG 309	469,296
3003900000	OTHER MEDICAMENTS (EXC GOODS OF HDS 3002,3005 ETC)	KG 741,808	14,346,589
3004101010	MEDICAMENTS CONT PENICILLIN G SLTS FOR VETRIN USE	KG 42,082	748,940
3004101020	PENICILLIN G SALTS(SINGLES) NOT FOR VETERINARY USE	KG 17,712	733,365
3004101045	COMBINATION ANTIBIOTICS CONT PENICILLIN G SALT ETC	KG 51,837	5,421,053
3004105010	MEDICAMENTS CONTAINING PENICILLINS OR DERIV ETC	KG 12,499	165,268
3004105045	COMBINATION ANTIBIOTICS, NOT FOR VETER USE NESOI	KG 41,304	3,571,575
3004105060	MEDICAMENTS CONT PENICILLINS OR STREPTOMYCINS ETC	KG 200,207	8,584,972
3004200010	MEDICAMENTS CONT ANTIBIOTICS NESOI, VET USE	KG 13,261	2,016,105
3004200020	ERYTHROMYCIN, SINGLES OR IN COMB ETC NOT FOR VET	KG 67,158	8,908,687
3004200030	TETRACYCLINE, SINGLES OR IN COMB ETC NOT FOR VET	KG 5,888	61,258
3004200060	OTHER ANTIBIOTICS NESOI,NOT FOR VETERINARY	KG 179,672	20,270,124
3004310000	MEDICAMENTS CONT INSULIN BUT NOT CONT ANTIBIOTICS	KG 2,797	267,040
3004320000	MEDICAMENTS CONT ADRENAL CORTEX HORMONES ETC	KG 251,591	32,651,243
3004390010	PROD OF HEAD 2937 BUT NOT CONT ANTIBIO NESOI	KG 2,730	100,390
3004390050	PROD OF HEAD 2937 ETC,NOT FOR VETERINARY USE,ETC	KG 36,883	11,119,977
3004400005	MEDICAMENTS CONTAINING ALKALOIDS OR DERIVATIV ETC	KG 2,598	242,507
3004400010	CARDIOVASCULAR MEDICAMENTS	KG 30,427	5,200,316
3004400020	ANTICONVULSANTS, HYPNOTICS AND SEDATIVES	KG 22,828	2,287,156
3004400030	ANTIDEPRESSANTS, TRANQUILIZERS AND OTHER PSYCH AGT	KG 50,450	4,993,046
3004400040	OTHER MEDICAMENTS PRIM AFFECTING THE CNS NESOI	KG 118,228	46,151,940
3004400050	DERMATOLOGICAL AGENTS AND LOCAL ANESTHETICS	KG 15,348	1,272,333
3004400060	MEDICAMENTS AFFECTING EYES,EARS OR RESPIRATORY SYS	KG 38,144	1,626,400
3004400070	OTHER MEDICAMENTS CONTAINING ALKALOIDS ETC	KG 122,401	14,988,924
3004504500	MEDICAMENTS OF HEADING 2936 CONT VITAMINS ETC	KG 1,010,880	2,698,340
3004505005	OTHER MEDICAMENTS CONT VITAMINS ETC, NESOI	KG 102,111	523,081
3004505010	SINGLE VITAMINS,COMB WITH MINERLS OR OTHER NUTRNTS	KG 64,036	370,882
3004505020	SINGLE VITAMINS,NOT COMB WITH MINERLS/NUTRIENTS	KG 7,640	74,587
3004505030	MULT VITAMINS COMB WITH MINERLS OR OTHER NUTRIENTS	KG 335,413	2,989,809
3004505040	MULT VITAMINS NOT COMB WITH MINERLS/NUTRIENTS	KG 223,041	2,596,793
3004901000	MEDICAMENTS CONT ANTIGENS OR HYALURONIC ACID,ETC	KG 4,163,815	14,120,508
3004909003	MEDICAMENTS FOR VETERINARY USE IN DOSES/PKG,NESOI	KG 225,183	2,568,473
3004909005	SULFONAMIDES IN DOSED/PKG FOR RETAIL SALE, NESOI	KG 6,174	783,260
3004909010	OTHER ANTI-INFECTIONE MEDICAMENTS NESOI	KG 181,851	45,614,437
3004909015	ANTINEOPLASTIC AND IMMUNOSUPPRESSIVE MEDICAMENTS	KG 17,532	3,875,800
3004909020	CARDIOVASCULAR MEDICAMENTS IN DOSES/PKG FR RT SALE	KG 674,655	203,717,900
3004909025	ANALGESICS, ANTIPYRETICS AND NONHORM ANTI-INFL ETC	KG 779,880	35,971,792
3004909030	ANTICONVULSANTS, HYPNOTICS & SEDATIVES FR RTL SALE	KG 80,024	4,946,941
3004909035	ANTIDEPRESSANTS, TRANQUILIZERS AND OTHER PSYCH AGT	KG 130,326	29,389,632
3004909040	MEDICAMENTS PRIM AFFECT THE CENT NER SYSTEM,NESOI	KG 25,659	6,615,277
3004909045	DERMATOLOGICAL AGENTS AND LOCAL ANESTHETICS ETC.	KG 98,384	10,575,299
3004909050	LAXATIVES IN MEAS DOSES/PKG FOR RETAIL SALE, NESOI	KG 124,412	1,228,928
3004909055	ANTACIDS IN MEAS DOSES/PKG FOR RETAIL SALE, NESOI	KG 192,373	23,561,556
3004909060	OTHER MEDICAMENTS PRIM AFFECT DIGEST SYS NESOI	KG 618,428	46,538,475
3004909065	DIURETICS IN MEAS DOSES/PKG FOR RTL SALE, NESOI	KG 3,491	325,937
3004909070	MEDICAMENT PRIM AFFECT ELECTROLY,CALORIC ETC,NESOI	KG 2,675,787	7,532,228
3004909075	COUGH AND COLD PREPARATIONS, NESOI	KG 696,202	6,203,824
3004909080	ANTI-HISTAMINES IN MEAS DOSES /PKG RTAL SALE,NESOI	KG 226,504	7,632,160
3004909085	OTHER MEDICAMENTS PRIM AFFECT THE EYES, EARS ETC	KG 181,375	12,254,481
3004909090	MEDICAMENTS IN MEAS DOSES FOR RETAIL SALE, NESOI	KG 17,305,388	383,207,754
3005100000	ADHESIVE DRESSINGS AND OTHER ARTCL HAVING ADH LAY	KG 11,437,428	29,218,992
3005900000	WADDING, GAUZE AND SIMILAR ARTICLES ETC NESOI	KG 1,770,298	10,949,418
3006100000	STERILE SURGICAL CATGUT, SIMILAR STERILE MATER ETC	KG 85,825	31,291,993
3006200000	BLOOD-GROUPING REAGENTS	KG 12,467	701,134

TABLE 1 - SHIPMENTS OF MERCHANDISE FROM THE UNITED STATES TO PUERTO RICO,
BY COMMODITY:FISCAL YEAR 1999

COMM-CODE	COMMODITY AND UNIT OF QUANTITY	QUANTITY	VALUE-\$
3006300000	OPACIFYING PREPARATIONS FOR X-RAY EXAMINATIONS ETC	KG 9,104	162,758
3006400000	DENTAL CEMENTS AND OTHER DENTAL FILLINGS ETC	KG 40,338	371,677
3006500000	FIRST-AID BOXES AND KITS	KG 87,790	4,159,199
3006600000	CHEMICAL CONTRACEPTIVE PREPS BASED ON HORMONES ETC	KG 44,159	2,282,248
	FERTILIZERS.....	TOTAL	8,839,917
3100000000	FERTILIZERS A FERT MATERIALS	X	8,839,917
	TANNING OR DYEING EXTRACTS; TANNINS AND THEIR DERIVATIVES; DYES, PIGMENTS AND OTHER COLORING MATTER ; PAINTS AND VARNISHES; PUTTY AND OTHER MASTICS; INKS.....	TOTAL	97,266,972
3201100000	QUEBRACHO EXTRACT	KG 13,093	45,674
3201900000	TANNING EXTRACTS OF VEGETABLE ORIGIN, NESOI	KG 35,375	32,537
3202100000	SYNTHETIC ORGANIC TANNING SUBSTANCES	KG 4,778	10,748
3203000000	COLORING MATTER OF VEGETABLE OR ANIMAL ORIGIN	KG 60,857	501,676
3204110000	DISPERSE DYES AND PREPARATIONS BASED THEREON	KG 11,585	56,055
3204120000	ACID DYES & PREPS, MORDANT DYES & PREPS	KG 4,841	225,733
3204130000	BASIC DYES AND PREPARATIONS BASED THEREON	KG 100	8,084
3204150000	VAT DYES & PREPARATIONS BASED THEREON	KG 7,372	83,164
3204160000	REACTIVE DYES & PREPARATIONS BASED THEREON	KG 1,109,183	12,472,602
3204170000	PIGMENTS & PREPARATIONS BASED THEREON	KG 67,843	345,617
3204182550	SOLVENT DYES & PREPARATIONS BASED THEREON	KG 7,937	42,811
3204196000	OTHER INCLUDING MIXTURES, NESOI	KG 20,740	18,105
3204200000	SYNTHETIC ORGANIC PROD, FLUORESCENT BRIGHTING AGENT	KG 1,493	29,708
3204900000	SYNTHETIC ORGANIC COLORING MATTER,NESOI	KG 12,870	71,328
3205000010	YELLOW COLOR LAKES & PREPS, IN NOTE 3 TO THIS CHAP	KG 3,857	53,951
3205000050	COLOR LAKES & PREPS, IN NOTE 3 TO THIS CHAP, NESOI	KG 75,436	1,055,819
3208110000	PIGMENTS&PREPS CONT =>80% TITANIUM DIOXIDE, DRY WT	KG 3,775,181	6,646,752
3208190000	PIGMENTS & PREPS BASED ON TITANIUM DIOXIDE,NESOI	KG 241,854	345,402
3206492000	PREPARATIONS BASED ON IRON OXIDES	KG 19,831	23,858
3206496000	OTHER COLORING MATTER AND OTHER PREPARATION, NESOI	KG 345,154	703,190
3206500000	INORGANIC PRODUCTS OF A KIND USED AS LUMINOPIHORES	KG 332	164,984
3207100000	PREPARED PIGMENTS,OPACIFIERS,COLORS & SIMILAR PREP	KG 47,362	74,047
3207200000	VITRIFIABLE ENAMELS & GLAZES,ENGOBES(SLIPS),ETC	KG 12,272	773,155
3207300000	LIQUID LUSTRES AND SIMILAR PREPARATIONS	KG 410	363,741
3207400000	GLASS FRIT & OTH GLASS, IN FORM OF POWDER/FLAKES	KG 5,639,642	988,354
3208100000	PAINTS & VARNISHES,IN NONAQUEOUS MEDIUM,POLYESTERS	L 468,808	1,545,043
3208200000	PAINTS & VARNISHES,NONAQUEUS,ACRYLIC/VINYL POLYMER	L 1,301,975	7,537,299
3208900000	PAINTS & VARNISHES,IN NONAQUEUS MEDIUM,NESOI	L 1,665,502	9,618,728
3209100000	PAINTS & VARNISHES,AQUEUS, ACRYLIC OR VINYL POLYMR	L 14,638,155	28,171,561
3209900000	PAINTS & VARNISHES,IN AN AQUEOUS MEDIUM, NESOI	L 356,116	1,952,716
3210000000	OTHER PAINTS & VARNISH,PREP WATER PIGMTS FOR LETHR	L 430,494	2,006,597
3211000000	PREPARED DRIERS	KG 102,781	843,902
3212100000	STAMPING FOILS	M2 318,792	259,978
3212900010	METALLIC ALUMINUM PIGMENTS	KG 3,295	11,199
3212900050	PIGMENTS,NONAQUEUS,OTH COLORING MAT,RETAIL,NESOI	KG 47,308	145,102
3213100000	ARTISTS' STUDENTS'COLORS ETC, COLORS IN SETS	X	53,598
3213900000	ARTISTS' STUDENTS'COLORS ETC, NESOI	PCS 334,364	287,345
3214100010	CAULKING COMPOUNDS	KG 367,827	1,805,877
3214100020	MASTICS; EXCEPT CAULKING COMPOUNDS	KG 36,483	187,189
3214100090	PAINTERS' FILLINGS	KG 477,744	1,430,491
3214901000	GLAZERS' PUTTY,ETC, BASED ON RUBBER	KG 2,254	36,113
3214905000	GLAZERS' PUTTY,ETC, NESOI	KG 981,555	2,103,552
3215110010	PRINTING INK,BLACK, NEWS	KG 671,138	1,065,354
3215110020	PRINTING INK, BLACK, FLEXOGRAPHIC	KG 655,542	6,770,670
3215110040	PRINTING INK, BLACK, LETTERPRESS	KG 50,808	75,557
3215110050	PRINTING INK, BLACK, OFFSET LITHOGRAPHIC	KG 88,502	352,553
3215110060	PRINTING INK, BLACK, NESOI	KG 1,241,540	3,170,420
3215190010	PRINTING INK,OTHER THAN BLACK, NEWS	KG 12,514	10,479
3215190020	PRINTING INK,OTHER THAN BLACK, FLEXOGRAPHIC	KG 23,324	147,760
3215190050	PRINTING INK,OTHER THAN BLACK,OFFSET LITHOGRAPHIC	KG 352	24,834
3215190060	PRINTING INK, OTHER THAN BLACK, NESOI	KG 47,732	354,920
3215901000	DRAWING INK	KG 15,508	124,088
3215905000	INK,NESOI	KG 286,275	2,038,958

TABLE 1 - SHIPMENTS OF MERCHANDISE FROM THE UNITED STATES TO PUERTO RICO,
BY COMMODITY:FISCAL YEAR 1999

COMM-CODE	COMMODITY AND UNIT OF QUANTITY	QUANTITY	VALUE-\$
	ESSENTIAL OILS AND RESINOIDS; PERFUMERY, COSMETIC OR TOILET PREPARATIONS.....	TOTAL	212,506,277
3301110000	ESSENTIAL CITRUS FRUIT OILS OF BERGAMOT	KG 37,959	362,909
3301120000	ESSENTIAL CITRUS FRUIT OILS OF ORANGE	KG 27,138	381,843
3301130000	ESSENTIAL CITRUS FRUIT OILS OF LEMON	KG 147,727	2,444,731
3301140000	ESSENTIAL CITRUS FRUIT OILS OF LIME	KG 2,517	51,337
3301190000	ESSENTIAL OILS OF CITRUS FRUIT, NESOI	KG 15,596	200,290
3301240000	ESSENTIAL OILS OF PEPPERMINT (MENTHA PIPERITA)	KG 78,296	484,707
3301260080	ESSENTIAL OILS OF MINTS, NESOI	KG 1	2,580
3301295045	ESSENTIAL OILS OF CEDARWOOD, CLOVE AND NUTMEG	KG 2,451	69,120
3301296000	ESSENTIAL OILS, EXC THOSE OF CITRUS FRUIT, NESOI	KG 53	13,883
3301300000	RESINOIDS	KG 33,059	349,405
3301901000	EXTRACTED OLEORESINS	KG 43,959	124,052
3301905000	CONCRETES& ABSOL;CONCENTRAT,ETC OF ESSEN OIL,NESOI	KG 344,841	921,902
3302100000	MIXTURES ODORIFEROUS SUBSTANCE USE FOOD/ DRINK IND	KG 7,518,413	42,524,201
3302900010	PERFUME OIL BLENDS, PROD USE FINISHED PERFUME BASE	KG 273,028	10,796,799
3302900050	ODORIFEROUS SUBSTANCE USE AS RAW MATER IND, NESOI	KG 3,789,613	31,637,647
3303000000	PERFUMES AND TOILET WATERS	KG 876,082	12,935,651
3304100000	LIP MAKE-UP PREPARATIONS	X	1,761,086
3304200000	EYE MAKE-UP PREPARATIONS	X	582,854
3304300000	MANICURE OR PEDICURE PREPARATIONS	X	1,007,480
3304910010	ROUGES	X	760,828
3304910050	MAKE-UP POWDER, WHETHER/NT COMPRESSED, NESOI	X	3,724,859
3304991000	PETROLEUM JELLY PUT UP FOR RETAIL SALE	X	331,904
3304995000	BEAUTY & SKIN CARE PREPARATION, NESOI	X	14,236,008
3305100000	SHAMPOOS	X	16,341,990
3305200000	PREPARATIONS FOR PERMANENT WAVING OR STRAIGHTENING	X	199,344
3305300000	HAIR LACQUERS	KG 148,979	519,505
3305900000	PREPARATIONS FOR USE ON THE HAIR, NESOI	KG 3,647,778	13,878,390
3306100000	DENTIFRICES	X	8,885,907
3306200000	YARN USED TO CLEAN BETWEEN THE TEETH (DENTAL FLOSS)	X	320,226
3306900000	PREPARATIONS FOR ORAL/DENTAL HYGIENE, NESOI	KG 331,371	2,182,208
3307100000	PRE-SHAVE, SHAVING OR AFTER-SHAVE PREPARATIONS	X	1,807,275
3307200000	PERSONAL DEODORANTS AND ANTIPERSPIRANTS	X	17,107,623
3307300000	PERFUMED BATH SALTS AND OTHER BATH PREPARATIONS	KG 72,966	284,813
3307410000	ODORIFEROUS PREPARATIONS WHICH OPERATE BY BURNING	X	43,959
3307490000	PREPARATIONS FOR PERFUMING/DEODORIZING ROOMS	KG 852,548	1,994,200
3307900000	PERFUMERY, COSMETIC OR TOILET PREPARATIONS, NESOI	X	23,235,070
	SOAP, ORGANIC SURFACE-ACTIVE AGENTS, WASHING PREPARATIONS, LUBRICATING PREPARATIONS, ARTIFICIAL WAXES, PREPARED WAXES, POLISHING OR SCOURING PREPARATIONS, CANDLES AND SIMILAR ARTICLES , MODELING PASTES, DENTAL WAXES AND DENTAL PREPARATIONS WITH A BASIS OF PLASTER.....	TOTAL	123,310,828
3401110000	SOAP & OTH ORGANIC SURF ACT PROD, TOILET USE, BARS	KG 13,171,226	21,373,335
3401190000	SOAP & OTH ORGN SURF ACT PROD NOT TOILET USE,BARS	KG 6,617,592	8,216,404
3401200000	SOAP IN OTHER FORMS	KG 1,460,202	2,988,234
3402110000	SOAP & OTH ORGN SURF-ACT PROD NOT TOILET USE, BARS	KG 4,084,185	6,266,937
3402120000	CATIONIC ORGANIC SURFACE-ACTIVE AGENTS	KG 421,366	949,499
3402130000	NONIONIC ORGANIC SURFACE-ACTIVE AGENTS	KG 1,220,963	1,974,289
3402191000	ORGANIC SURF ACT AGENTS,OTHER, AROMATIC	KG 507,449	280,730
3402195000	ORGANIC SURF ACT AGENTS, OTHER, NOT AROMATIC	KG 274,625	362,009
3402201000	PREP FOR RETAIL SALE,CONT AROMATIC SURF ACT AGENT	KG 791,632	963,441
3402205000	PREP FOR RETAIL SALE,NOT CONT AROMATIC SURF ACT AG	KG 7,124,259	7,747,191
3402901000	SYNTHETIC DETERGENTS	KG 25,687,009	31,667,957
3402903000	SURFACE-ACTIVE PREP, AROMATIC OR MODIFIED AROMATIC	KG 132,307	641,365
3402905010	CLEANING PREPARATIONS	KG 6,804,984	12,538,734
3402905030	CLEANING PREPARATIONS	KG 2,452,665	4,152,136
3402905050	SURFACE-ACT PREP, NOT AROMATIC,NOT MODIFIED AROM	KG 1,621,768	5,223,053
3403111000	PREPS, TREATMENT OF TEXT MATERIALS,CONT PETROLEUM	KG 48,414	115,321
3403115000	PREP FOR,TREATMENT OF LEATHER FURS KINS,ETC, NESOI	KG 85,169	224,867
3403190000	LUBRICATING PREPS CONT PETROLEUM OIL FR BITUMINOUS	KG 777,576	1,066,615
3403910000	PREP, TREATMENT OF TEXT,FURSKIN ETC EXC CONT PETRO	KG 9,826	31,363
3403990000	LUBRICATING PREPS,NOT CONT PETROLEUM OILS,NESOI	KG 562,282	1,453,343

TABLE 1 - SHIPMENTS OF MERCHANDISE FROM THE UNITED STATES TO PUERTO RICO,
BY COMMODITY:FISCAL YEAR 1999

COMM-CODE	COMMODITY AND UNIT OF QUANTITY	QUANTITY	VALUE-\$
3404100000	ARTIFICIAL WAXES & PREP WAXES,OF CHEM MOD LIGNITE	KG 81,442	434,545
3404200000	ARTIFICIAL WAXES OF POLYETHYLENE GLYCOL	KG 115,855	186,713
3404900000	ARTIFICIAL WAXES AND PREPARED WAXES, NESOI	KG 1,273,132	4,633,069
3405100000	POLISHES,CREAMS,PREPARATIONS FOR FOOTWEAR ORLEATHR	X 833,434	833,434
3405200000	POLISHES,CREAMS AND SIMILAR PREPS FOR WOOD	X 81,043	81,043
3405300000	POLISHES AND PREPS FOR COACHWORK,EXCEPT METAL POL	X 455,758	455,758
3405400000	SCOURING PASTES AND POWDERS AND OTHER SCOURING PRP	KG 1,237,518	2,556,695
3405900000	POLISHES AND CREAMS ETC, NESOI	X 3,223,712	3,223,712
3408000000	CANDLES, TAPERS AND THE LIKE	KG 523,274	1,121,994
3407002000	MODELING PASTES, INCLD THOSE FOR CHILDRN AMUSEMENT	KG 44,142	142,951
3407004000	PREP OF DENTAL WAX/DENTAL IMPRESSION COMPOUNDS ETC	KG 144,527	1,592,091
	ALBUMINOIDAL SUBSTANCES;MODIFIED STARCHES; GLUES; ENZYMES.....	TOTAL 7,283,143	15,596,590
3501100000	CASEIN	KG 40	3,528
3501906000	CASEINATES AND OTHER CASEIN DERIVATIVES, NESOI	KG 7,410	50,000
3502110000	EGG ALBUMIN, DRIED	KG 1,247	17,798
3502190000	OTHER EGG ALBUMIN, EXCEPT DRIED	KG 23,798	46,012
3502200000	MILK ALBUMIN,INC CONCEN OF 2 OR MORE WHEY PROTEINS	KG 5,336	7,000
3502900000	ALBUMIN & ALBUMIN DERIVATIVES, NESOI	KG 262	46,419
3503005040	EDIBLE GELATIN AND PHOTOGRAPHIC GELATIN	KG 90,913	480,244
3503006000	GELATIN; GLUE ANIMAL ORIGIN, EXC CAESIN GLUE,NESOI	KG 283,790	1,626,936
3504001000	PROTEIN ISOLATES	KG 294,386	838,555
3504005000	PEPTONES, PROTEIN SUBSTANCES, & HIDE POWDER, NESOI	KG 465,846	501,251
3505100015	DEXTRINS, DERIVED FROM POTATO STARCH	KG 1,880	5,257
3505100020	DEXTRINS, NESOI	KG 483,206	424,228
3505100040	MODIFIED STARCHES DERIVED FROM CORN (MAIZE) STARCH	KG 294,313	194,126
3505100092	MODIFIED STARCHES, NESOI	KG 2,512,770	1,880,253
3505200000	GLUES BASED ON STARCHES	KG 47,020	102,388
3506100000	PROD USE AS GLUE/ADHESIVE, FOR SALE, NT WT <= 1 KG	KG 907,118	4,051,160
3506910000	ADHESIVES BASED ON RUBBER, FOR SALE, NET WT <=1 KG	KG 1,083,011	3,082,236
3506990000	ADHESIVES, FOR RETAIL SALE, NET WT <=1 KG NESOI	KG 770,091	1,478,626
3507100000	RENNET AND CONCENTRATES THEREOF	KG 214	2,567
3507902000	PENCILLIN G AMIDASE	KG 1,911	108,157
3507907000	ENZYMES AND PREPARED ENZYMES, NESOI	KG 8,581	639,862
	EXPLOSIVES; PYROTECHNIC PRODUCTS; MATCHES; PYROPHORIC ALLOYS; CERTAIN COMBUSTIBLE PREPARATIONS.....	TOTAL	4,420,008
3601000000	PROPELLANT POWDERS	KG 101,423	375,424
3602000030	DYNAMITE IN CARTRIDGES SUITABLE FOR BLASTING	KG 107,623	199,786
3602000060	PREPARED EXPLOSIVES, EXC PROPELLANT POWDERS, NESOI	KG 182,717	239,099
3603000000	SAFETY FUSES; DETONATING FUSE; PERCUSSION CAPS ETC	THS 65,786	530,213
3604101000	FIREWORKS, CLASS 1.4G (CLASS C)	KG 207	9,644
3604109000	FIREWORKS, NESOI	KG 17,143	120,947
3604900000	OTHER PYROTECHNIC ARTICLES, NESOI	KG 4	2,591
3606100000	LIQUID FUEL IN CONT FOR LIGHTERS NT EXCEED 300 CM3	NO 330,485	243,033
3606900000	FERROCERIUM; ARTICLE COMBUST MATER NOTE 2 CHP 36	KG 1,257,257	2,699,272
	PHOTOGRAPHIC OR CINEMATOGRAPHIC GOODS.....	TOTAL	8,497,449
3701100030	XRAY FILM FOR MEDICAL, OTHER THAN DENTAL IN FLAT	M2 22,484	162,345
3701100060	XRAY FILM, EXCEPT MEDICAL & DENTAL IN THE FLAT	M2 7,366	74,102
3701200000	INSTANT PRINT FILM	NO 38,215	79,359
3701300000	OTH PLATES & FILM, WITH ANY SIDE EXCEEDING 255 MM	M2 178,926	587,324
3701910000	PHOTO PLATES & FILM FOR COLOR PHOTOGRAPHY, FLAT	X 76,877	76,877
3701996030	GRAPHIC ART FILM EXCEPT FOR COLOR PHOTOGRAPHY	M2 56,725	108,312
3701997000	GRAPHIC ARTS FILM, EXCEPT DRY PLATES	M2 93,221	186,287
3702100030	X-RAY FILM IN ROLLS FOR MEDICAL, OTHER THAN DENTAL	M2 7,469	15,249
3702100060	X-RAY FILM IN ROLLS, EXCEPT FOR MEDICAL & DENTAL	M2 20,081	142,758
3702200000	INSTANT PRINT FILM IN ROLLS	M2 856,641	883,319
3702310000	OTH FILM W/O PERFORATIONS, NT OV 105MM,COLOR PHOTO	NO 112,017	173,608
3702320030	MICROFILM, W SILVER HALIDE EMULSION IN ROLLS	M2 977	24,589
3702320060	OTHER FILM WITH SILVER HALIDE EMULSION, ROLLS, NES	M2 8,399	25,141
3702390000	OTH FILM W/O PERFORATIONS,NT OV 105MM,IN ROLLS	M2 111,473	191,041
3702410000	OTH FILM,W/O PERFORATIONS,OV 610MM& OV 200MM CLR	M2 10,589	67,101
3702420000	OTH FLM,W/O PERFORATIONS,OV 610MM& OV200MM EXC CLR	M2 349,336	878,501

TABLE 1 - SHIPMENTS OF MERCHANDISE FROM THE UNITED STATES TO PUERTO RICO,
BY COMMODITY:FISCAL YEAR 1999

COMM-CODE	COMMODITY AND UNIT OF QUANTITY	QUANTITY	VALUE-\$
3702430000	OTH FLM,W/O PERFORATIONS, OV 610MM & NOT OV 200 M	M2 1,851	6,503
3702440030	GRAPHIC ARTS FILM,W/O PERF, OV 105MM, NOT OV 610MM	M2 3,219	17,835
3702440060	OTH FLM,W/O PERFORATIONS,OV 105MM,NT OV 610MM,NESOI	M2 17,017	50,948
3702510000	FLM, CLR PHOTO,NT OV 16MM & NT OV 14M IN LENGTH	NO 153,836	346,819
3702520060	FLM, CLR PHOTO, NT OV 16MM & OV 14M, EXC REVERSAL	M2 45,862	134,322
3702530000	OTH FLM,CLR PHOTO,OV 16MM,NT OV 35MM& NT OV 30M,SLD	NO 78,741	82,589
3702540000	OTH FLM,CLR PHOTO,OV 16MM,NT OV 35MM& <30MM,EX,SLD	NO 525,848	969,781
3702550060	FLM, CLR,OV 16MM & NT OV 35MM,OV 30MM,EXC REVERSAL	M2 1,557	4,558
3702560080	FLM, CLR PHOTO, OVER 35MM, EXC MOTION PICTURE FILM	M2 41,463	121,466
3702910000	FLM, CLR PHOTO, NOT OVER 16MM & NOT OVER 14 M	NO 48,016	75,818
3702920000	FILM, COLOR PHOTO, NOT OVER 16MM & OVER 14 M	M2 56,712	166,179
3702930000	FILM, COLOR PHOTO,OV 16MM,NT OV 35MM,NT OV 30 M	NO 45,738	149,107
3702940000	FILM,COLOR PHOTO, OV 16MM,NT OV 35MM, & OVER 30 M	M2 15,340	13,008
3702950000	FILM FOR COLOR PHOTOGRAPHY OF A WIDTH OVER 35M	M2 23,841	71,417
3703103070	SLVR HALIDE PAPER, PICTORIAL USE, ROLLS OVER 610MM	M2 10,337	8,905
3703103090	SLVR HALIDE PAPER, LINE REPRODUCT,ROLLS OV 610MM	M2 227	7,588
3703108000	PHOTO PAPER, IN ROLLS OVER 610MM, UNEXPOSED,NESOI	M2 9,948	19,956
3703203000	SLVR HALIDE PAPER, CLR PHOTO, IN ROLLS < 610 MM	M2 6,999	3,917
3703208000	PHOTO PAPER,IN ROLLS < 610 MM, UNEXPOSED, NESOI	M2 14,755	23,800
3703903070	SLVR HALIDE PAPER, PICTORIAL USE, EXCEPT IN ROLLS	M2 18	5,710
3703903090	SILVER HALIDE PAPER LINE REPRODUCTION, NESOI	M2 768	5,997
3703906000	PHOTO PAPER,PAPERBOARD&TEXT SENSITIZE, UNEXP,NESOI	M2 7,626	15,635
3704000000	PHOTO PLATES, FLM, PAPER, ETC, EXPOSED, NT DEVELOP	M2 259,480	611,763
3705100000	PHOTO PLATES & FILM, EXPOS & DEVL,FOR OFFSET REPRO	NO 665,142	134,072
3705201000	PHOTO PLATES & FILM, EXPOS & DEVL FOR MICROFILM	X 27,687	27,687
3705900000	PHOTO PLATES & FILM, EXPOS & DEVL, NESOI	X 51,160	51,160
3706103000	SOUND RECORDING,MOTION PICT FLM,FOR EXHIBIT,> 35MM	M 743	27,121
3706106030	POSITIVE RELEASE PRINTS FOR FEATURE FILM , >=35 MM	M 19,070	13,860
3706106060	FEATURE FILM, EXCEPT POSITIVE RELEASE PRINT, >=35M	M 56,201	83,437
3706106090	MOTION-PICTURE FLM, EXPOS & DEVL, >=35MM, NESOI	M 234	190,997
3706900000	OTH MOTION-PICTURE FILM, EXPOS & DEVL, < 35 MM	M 300,325	232,044
3707100005	SENSITIZING EMULSIONS FOR USE COLOR NEG PHOTO PAPER	KG 1,472	4,450
3707100090	CHEMICAL SENSITIZING EMULSIONS FOR PHOTO USE,NESOI	KG 377	42,470
3707900000	CHEM PREP,PHOTO USE, MEAS/RTL SALE, NESOI	KG 77,146	1,200,517
MISCELLANEOUS CHEMICAL PRODUCTS..... TOTAL			221,493,218
3801100000	ARTIFICIAL GRAPHITE	KG 49,989	42,566
3801200000	COLLOIDAL OR SEMI-COLLOIDAL GRAPHITE	KG 12,429	4,110
3801300000	CARBONACEOUS PASTES FOR ELECTRODES&SIMILAR PASTES	KG 3,902	12,170
3801900000	PREPARATIONS BASED ON GRAPHITE, NESOI	KG 23,867	111,910
3802100000	ACTIVATED CARBON	KG 252,490	656,375
3802902000	ACTIVATED CLAYS AND ACTIVATED EARTHS	KG 532,060	228,134
3802905000	ANIMAL BLACK, INCLUDING SPENT ANIMAL BLACK, NESOI	KG 16,644	50,000
3803000000	TALL OIL, WHETHER OR NOT REFINED	KG 20,382	17,178
3804001000	LIGNIN SULFONIC ACID AND ITS SALTS	KG 19,958	9,600
3805100000	GUM, WOOD OR SULFATE TURPENTINE OILS	L 79,649	39,824
3805200000	PINE OIL	KG 204,093	355,772
3805900000	TERPENIC OIL,CRUDE DIPENTENE,CRD PARA-CYME,NESOI	KG 42,079	137,104
3806100050	ROSIN, EXCEPT GUM, NESOI	KG 37,061	69,740
3806200000	SALTS OF ROSIN,OF RESIN ACIDS OR OF DERIV	KG 46,906	86,750
3806300000	ESTER GUMS	KG 583,696	1,739,684
3806900000	RUN GUMS, NESOI	KG 103,428	192,332
3807000000	WOOD TAR,VEGETABLE PITCH ETC, &SIMILAR PREPARATION	KG 66,356	135,000
3808100000	INSECTICIDES	KG 6,206,721	17,135,928
3808200000	FUNGICIDES	KG 133,709	1,058,513
3808300000	HERBICIDES, ANTISPROUTING PRODUCTS & PLT-GRWTH REG	KG 1,242,370	53,974,209
3808400000	DISINFECTANTS	KG 373,278	566,172
3808900000	RODENTICIDES AND SIMILAR PRODUCTS, FOR RETAIL SALE	KG 337,246	1,423,042
3809910000	FINISHING AGENTS, NESOI,CONT >=5% WGT, >= 1 AROMT	KG 374,221	462,872
3809920000	FINISHING AGENTS, DYE CARRIERS, USED IN PAPER IND	KG 218	5,403
3810100000	PICKLING PREP FOR METAL SURFACES, SOLDERING, ETC	KG 110,163	1,922,568
3810900000	FLUXES & OTH AUXILIARY PREP, SOLDERING, ETC, NESOI	KG 33,301	134,851
3811190000	ANTIKNOCK PREPARATIONS, NESOI	KG 82,899	173,636
3811210000	ADDITIVE FOR LUB OIL CONT PETRO/BITUMINOUS MINRL	KG 13,338,967	7,036,789
3811290000	ADD FOR LUB OILS, EX THOSE WITH PETROL OIL ETC	KG 259,444	449,504
3811900000	ADDITIVES FOR LUBRICATING OILS, NESOI	KG 660,823	3,669,281
3812100000	PREPARED RUBBER ACCELERATORS	KG 2,583	26,336
3812200000	COMPOUND PLASTICIZERS FOR RUBBER OR PLASTICS	KG 1,139,342	770,821
3812300000	ANTIOXIDIZING PREP & OTH COMPND,FOR RUBBER/PLASTIC	KG 26,474	130,384

TABLE 1 - SHIPMENTS OF MERCHANDISE FROM THE UNITED STATES TO PUERTO RICO,
BY COMMODITY:FISCAL YEAR 1999

COMM-CODE	COMMODITY AND UNIT OF QUANTITY	QUANTITY	VALUE-\$
3813000000	PREP & CHGS FOR FIRE-EXTINGUISHERS ETC	KG 28,407	163,269
3814000000	ORGANIC COMPOSITE SOLVENTS & THINNERS, NESOI	KG 2,829,057	4,910,475
3815110000	SUPPORTED CATALYSTS W NICKEL/NICKEL COMPOUND ETC	KG 9,371	63,000
3815120000	SUPPORTED CATALYSTS W PREC METAL/PREC MTL COMPND	KG 8,966	2,075,372
3815190000	SUPPORTED CATALYSTS, NESOI	KG 130,087	441,882
3815900000	REACTION INITIATORS & ACCELERATORS, ETC, NESOI	KG 32,708	74,260
3816000010	REFRACTORY CEMENTS,MORTARS,CONCRETES OF CLAY	KG 190,520	144,030
3816000050	REFRACTORY CEMENTS, MORTARS, EXC OF 3801, NESOI	KG 219,073	292,887
3817200000	MIXED ALKYLNAPHTHALENES	KG 151,570	148,944
3818000000	CHEM ELEM DOPED, USED IN ELECTRON, DISCS WAFERS ET	KG 365,768	5,644,134
3819000000	HYDRAULIC BRAKE FLUIDS/LIQ FOR HYDRAULIC TRANS ETC	KG 657,494	1,043,730
3820000000	ANTIFREEZING PREP & PREPARED DEICING FLUIDS	KG 548,469	555,558
3821000000	PREPARED CULTURA MEDIA FOR DEVEL OF MICROORGANISMS	KG 3,429,116	11,539,367
3822000000	COMPOSITE DIAGNOSTIC/LAB REAGENTS, EXC 3002/3006	KG 1,065,271	63,288,891
3823110000	STEARIC ACID	KG 167,255	147,215
3823120000	OLEIC ACID	KG 47	3,264
3823130000	TALL OIL FATTY ACIDS	KG 145,807	151,090
3823194000	IND MONOCARBOXY FATTY ACIDS; ACD OIL F/REFIN,NESOI	KG 158,603	274,498
3823704000	IND FATTY ALCOHOLS,DER FM FATY SUBS ANIMAL/VEG OGN	KG 204,482	208,697
3823706000	INDUSTRIAL FATTY ALCOHOLS, NESOI	KG 1,203,291	1,509,778
3824100000	PREPARED BINDERS FOR FOUNDRY MOLDS OR CORES	KG 58,401	103,040
3824300000	NONAGGLOMERATED METAL CARBIDE MIXED W METALLIC ETC	KG 14,517	32,373
3824400000	PREPARED ADDITIVES FOR CEMENTS, MORTARS/CONCRETES	KG 2,247,354	1,129,109
3824500050	NONREFRACTORY MORTARS AND CONCRETES EXCEPT WET	T 1	9,400
3824790000	ACYCLIC PERHALOGENATED DERIVATIVES, NESOI	KG 26,093	169,132
3824901100	CULTURED CRYSTAL, EX OPT >=2.5 G WGT EA, IN INGOT	KG 447	16,354
3824901900	CULTURED CRYSTAL, EXC OPTICAL >=2.5g BY WGT, NESOI	KG 198,770	263,534
3824904000	FATTY SUBST OF ANIMAL/VEGETABLE ORIGIN MIXTURES	KG 71,960	6,795,235
3824904795	MIXTURES OF HALOGENATED HYDROCARBONS, NESOI	KG 58,642	1,206,105
3824909010	MIXTURES, ACYCLIC, UNSUBT ALCH CONT C11 OR LOWER	KG 3,158	7,685
3824909040	MIXTURES, ACYCLIC, MONOHYDRIC, UNSUBT ALCH, NESOI	KG 17,600	12,971
3824909060	CHEM PRODUCTS & PREP OF CHEM/ALLIED INDUSTRY,NESOI	KG 1,824,932	26,239,281
	PLASTICS AND ARTICLES THEREOF;		
	RUBBER AND ARTICLES THEREOF.....TOTAL		657,714,673
	PLASTICS AND ARTICLES THEREOF.....TOTAL		577,234,935
3901100010	LINEAR LOW DENSITY POLYETHYLENE,SPEC GRAV < 0.94	KG 3,257,008	3,718,107
3901100020	LOW DENSITY POLYETHYLENE,EXCEPT LINEAR,SP GR <0.94	KG 8,541,901	6,263,491
3901100030	MEDIUM DENSITY POLYETHYLENE, SPEC GRAVITY <0.94	KG 391,728	782,385
3901200000	POLYETHYLENE HAVING A SPEC GRAVITY OF 0.94 OR MORE	KG 19,672,718	13,407,113
3901302000	ETHYLENE-VINYL ACE COPOLY-VINYL ACE-VINYL CHLR-ETH	KG 3,175	3,904
3901306000	ETHYLENE-VINYL ACETATE COPOLYMERS,NESOI	KG 173,528	396,338
3901901000	POLYMERS OF ETHYLENE IN PRIMARY FORM,ELASTOMERIC	KG 39,055	50,466
3901905500	ETHYLENE COPLOYMERS	KG 235,250	199,816
3901909000	POLYMERS OF ETHYLENE IN PRIMARY FORM,NESOI	KG 954,337	824,317
3902100000	POLYPROPYLENE	KG 4,164,855	10,613,801
3902201000	POLYISOBUTYLENE,ELASTOMERIC	KG 20,772	63,271
3902205000	POLYISOBUTYLENE,NESOI	KG 517,130	1,821,459
3902300000	PROPYLENE COPOLYMERS	KG 342,932	284,022
3902900050	POLYMERS OF PROPYLENE/OTHR OLEFINS PRIM FORM,NESOI	KG 91,618	312,153
3903110000	POLYSTYRENE,EXPANDABLE	KG 147,943	172,752
3903190000	POLYSTYRENE,NESOI	KG 859,620	5,458,382
3903200000	STYRENE-ACRYLONITRILE (SAN) COPOLYMERS	KG 4,083	15,750
3903300000	ACRYLONITRILE-BUTADIENE-STYRENE (ABS) COPOLYMERS	KG 1,661,037	6,621,396
3903900000	POLYMERS OF STYRENE, IN PRIMARY FORMS, NESOI	KG 1,387,700	3,953,053
3904100000	POLYVINYL CHLORIDE,NOT MIXED WITH ANY OTH SUBSTANC	KG 14,259,486	6,937,308
3904210000	OTHER POLYMERS OF POLYVINYL CHLORIDE,NONPLASTIZED	KG 364,800	609,570
3904220000	OTHER POLYMERS OF POLYVINYL CHLORIDE,PLASTICIZED	KG 6,245,961	9,655,233
3904500000	VINYLDENE CHLORIDE POLYMERS	KG 8,633	6,215
3904610000	POLYTETRAFLUOROETHYLENE (PTFE)	KG 2,975	65,157
3904691000	OTHER FLUORO-POLYMERS,ELASTOMERIC	KG 9	10,000
3904695000	OTHER FLUORO-POLYMERS,EXCEPT ELASTOMERIC	KG 5,498	203,586
3904900000	POLYMERS OF OTH HALOG OLEFINS,PRIMARY FORM, NESOI	KG 1,046	16,542
3905120000	POLYMERS OF VINYL ACETATE,IN AQUEOUS DISPERSION	KG 1,397,989	1,190,553
3905190000	POLYMERS OF VINYL ACETATE,NOT IN AQUEOUS DISPERS	KG 1,170,039	2,122,755
3905210000	VINYL ACETATE COPOLYMERS,IN AQUEOUS DISPERSION	KG 74,015	73,664
3905290000	VINYL ACETATE COPOLYMERS, NESOI	KG 40,136	38,669
3905300000	POLYVINYL ALCOHOLS, W/WO UNHYDROLYZED ACETATE GRPS	KG 167,133	349,431

TABLE 1 - SHIPMENTS OF MERCHANDISE FROM THE UNITED STATES TO PUERTO RICO,
BY COMMODITY:FISCAL YEAR 1999

COMM-CODE	COMMODITY AND UNIT OF QUANTITY	QUANTITY	VALUE-\$
3905911000	COPOLYMERS: CONT BY WT >=50% DER VINYL ACETATE	KG 6,783	15,825
3905915000	OTHR VINYL COPOLYMERS, NESOI	KG 65,218	170,170
3905989000	OTHER VINYL POLYMERS IN PRIMARY FORMS, NESOI	KG 87,977	582,419
3906100000	POLYMETHYL METHACRYLATE	KG 189,796	569,904
3906901000	OTHR ACRYLIC POLYMERS IN PRIMARY FORM, ELASTOMERIC	KG 16,738	30,845
3906906000	OTHER ACRYLIC POLYMERS IN PRIMARY FORMS, NESOI	KG 2,754,464	12,201,753
3907100000	POLYACETALS	KG 622,394	2,077,910
3907200000	OTHER POLYETHERS	KG 1,646,111	2,075,852
3907300000	EPOXIDE RESINS	KG 340,361	1,563,910
3907400000	POLYCARBONATES	KG 3,295,740	14,843,028
3907500000	ALKYD RESINS	KG 1,135,639	1,596,007
3907600000	POLYETHYLENE TEREPHTHALATE	KG 552,912	1,432,989
3907910000	OTHER POLYESTERS, UNSATURATED	KG 1,988,247	3,368,500
3907990000	OTHER POLYESTERS, SATURATED	KG 439,106	2,221,846
3908100000	POLYAMIDE-6,-11,-12,-6,6,-6,9,-6,10 OR -6,12	KG 2,300,833	6,780,133
3908902000	BIS(4-AMINO-3-METHYLCYCLOHEXYL)-METHANEISOPHTHALIC	KG 19,486	207,932
3908907000	OTHER POLYAMIDES IN PRIMARY FORMS	KG 92,892	168,619
3909100000	UREA RESINS, THIOUREA RESINS	KG 2,279,130	5,748,344
3909200000	MELAMINE RESINS	KG 119,105	192,991
3909300000	OTHER AMINO-RESINS	KG 303,038	533,730
3909400000	PHENOLIC RESINS	KG 1,019,891	1,571,774
3909501000	POLYURETHANES, ELASTOMERIC	KG 188,312	847,604
3909506000	POLYURETHANES, EXCEPT ELASTOMERIC	KG 972,421	3,451,902
3910000000	SILICONES IN PRIMARY FORMS	KG 386,514	2,198,548
3911100000	PETROLEUM RESINS, COUMARONE RESINS, ETC, POLYTERPENES	KG 1,045,920	1,055,250
3911901000	OTHER ELASTOMERIC RESINS NESOI	KG 7,573,106	11,904,624
3911906000	POLYSULFIDES, POLYSULFONES, & OTH PROD, NESOI	KG 2,764,163	17,503,877
3912110000	CELLULOSE ACETATES, NONPLASTICIZED	KG 230,875	1,582,837
3912120000	CELLULOSE ACETATES, PLASTICIZED	KG 464,084	1,467,890
3912200000	CELLULOSE NITRATES (INCLUDING COLLOIDIONS)	KG 154,549	347,678
3912310000	CARBOXYMETHYLCELLULOSE AND ITS SALTS	KG 93,993	368,961
3912390000	CELLULOSE ETHERS, NESOI	KG 1,701,380	14,572,021
3912900000	CELLULOSE & ITS CHEMICAL DERIV, PRIMARY FORMS, NESOI	KG 1,761,828	6,955,686
3913100000	ALGINIC ACID, ITS SALTS AND ESTERS	KG 718	15,581
3913901000	CHEMICAL DERIVATIVES OF NATURAL RUBBER	KG 35,215	617,070
3913980000	NATURAL POLYMERS & MODIF NAT POLYMRS, PRIM FM, NESOI	KG 3,618,857	8,945,734
3914002000	(CHOLESTYRAMINE RESIN USP)	KG 449	5,448
3914006000	ION-EXCHANG, BASD ON POLYMRS 3901-3913, PRI FM, NESOI	KG 101,636	821,758
3915100000	WASTE, PARING, SCRAP, OF PLAST, OF POLYMRS OF ETHYLENE	KG 105,124	179,708
3915200000	WASTE, PARING, SCRAP, OF PLAST, OF POLYMRS OF STYRENE	KG 17,864	19,500
3915900010	OF POLYETHYLENE TEREPHTHALATE (PET) PLASTICS	KG 18,474	15,982
3915900090	OTHER PLASTICS OTHER THAN PET PLASTICS	KG 654,812	1,867,093
3916100000	RODS, STICKS & PROFILE SHAPE, OF POLYMRS OF ETHYLENE	KG 55,421	238,847
3916200000	RODS, STICKS & PROFILE SHAPES, OF POLYMR VIN CHLORID	KG 29,114	110,503
3916901000	RODS, STICKS, & PROFILE SHAPES, OF ACRYLIC POLYMERS	KG 2,393,625	11,150,342
3916906000	MONOFILAMENTS, CROSS-SECTION > 1MM, ROD, ETC, NESOI	KG 604,801	3,039,318
3917100000	ART GUTS, SAUSAGE CASING, HARDEN PROTEIN/CELLULOS	KG 31,305	357,328
3917210000	TUBES, PIPES & HOSES, RIGID, OF POLYMRS OF ETHYLENE	KG 259,673	2,218,024
3917220000	TUBES, PIPES & HOSES, RIGID, OF POLYMERS OF PROPYLENE	KG 22,562	284,063
3917230000	TUBES, PIPES & HOSES, OF POLYMER OF VINYL CHLORIDE	KG 7,518,757	9,825,320
3917290050	TUBES, PIPES & HOSES, RIGID, OF PLASTIC, NESOI < 200MM	THS 10,672	512,154
3917290090	TUBES, PIPES & HOSES, RIGID, OF PLASTIC, NESOI >= 200MM	KG 535,442	2,530,056
3917310000	FLEXIBLE TUBES, PIPES & HOSE, MIN BURST PRES 2> .6MPA	KG 97,741	743,629
3917320000	TUBES ETC, NT REINFORCED OR COMBINED, NESOI	KG 107,171	7,388,854
3917330000	TUBES, PIPES & HOSES, NOT RIGID, NOT REINF, WITH FIT	KG 91,170	782,808
3917390000	TUBES, PIPES & HOSES, NESOI	KG 9,086,632	13,633,736
3917400000	FITTINGS FOR TUBES, PIPES & HOSES, OF PLASTIC	KG 1,249,274	4,576,152
3918101000	VINYL TILE, WHETHER OR NOT SELF-ADHESIVE	M2 1,970,060	7,095,561
3918102000	FLOOR COVERINGS OF VINYL CHLORIDE POLYMERS, NESOI	M2 22,403	91,253
3918106000	WALL OR CEILING COVERINGS, POLYMER, VINYL CHLORID	M2 347,913	900,346
3918901000	FLOOR COVERINGS OF OTHER PLASTICS	M2 32,528	124,576
3918906000	WALL OR CEILING COVERINGS OF OTHER PLASTICS, NESOI	M2 88,595	248,483
3919101000	SELF-ADHES PLATES, ETC, ROLS <= 20CM, LGT REF, GLAS GR	X	2,333,697
3919102010	FILAMENT REINFORCED TAPE	M2 12,949	36,447
3919102020	ELECTRICAL TAPE	M2 242,858	486,920
3919102030	TRANSPARENT TAPE NOT EXCEEDING 5CM IN WIDTH	M2 2,647,144	660,901
3919102040	TRANSPARENT TAPE <= 55 M IN WIDTH, NESOI	M2 106,497	287,055
3919102055	SELF-ADHS PLATE, SHEET, TAPE, ETC, PLTS, RL <= 20CM, NESOI	M2 11,356,047	3,372,780
3919901000	SELF-ADHES PLATES, SHEET, ETC, LIGHT REFL, GLASS GRAIN	KG 121,846	685,679
3919905010	REFLECTORIZED SHEETING OF PLASTICS	M2 49,259	256,877

TABLE 1 - SHIPMENTS OF MERCHANDISE FROM THE UNITED STATES TO PUERTO RICO,
BY COMMODITY:FISCAL YEAR 1999

COMM-CODE	COMMODITY AND UNIT OF QUANTITY	QUANTITY	VALUE-\$
3919905020	FILAMENT REINFORCED TAPE, OF PLASTICS	M2	13,525
3919905030	ELECTRICAL TAPE OF PLASTICS	M2	12,068
3919905040	TRANSPARENT TAPE OF PLASTIC	M2	68
3919905060	SELF-ADHS PLATE,SHEET,TAPE,ETC, OF PLASTICS,NESOI	M2	46,800,395
3920100000	PLATES,SHEETS,ETC,NONCELL, NOT REINF,POLM ETHYLENE	KG	1,968,199
3920200000	PLATES,SHEETS,ETC,NONCELL, NOT REIN,POLM PROPYLENE	KG	481,871
3920300000	PLATES,SHEETS,ETC, NONCELL,NOT REIN,POLYM STYRENE	KG	21,031
3920410000	PLATES,SHEETS,ETC,NONCELL,NT REIN,POLM VY CHL,RIGD	KG	2,578,370
3920420000	PLATES,SHEETS,ETC,NONCELL,NT REIN,POLM VY CHL,FLEX	KG	5,879,154
3920510000	PLATE,ETC,NONCELL,NT REIN, POLYMETHYL METHACRYLATE	KG	140,054
3920590000	PLATE,SHEET,FILM,FOIL,STRIP, ACRYLIC POLYMER,NESOI	KG	321,854
3920610000	PLATES,ETC,NONCEL,N REIN,OF POLYCARBONATES	KG	28,953
3920620000	PLATES,ETC,NONCEL,N REIN,POLYETHYLENE TEREPHTHALATE	KG	126,388
3920630000	PLATE,ETC,NONCELL,NT REIN, UNSATURATED POLYESTERS	KG	25
3920680000	PLATES,ETC,NONCEL,N REIN,OF OTHER POLYESTERS,NESOI	KG	85,539
3920710000	PLATES,ETC,NONCEL,N REIN,OF REGENERATED CELLULOSE	KG	1,414,873
3920720000	PLATES,ETC,NONCEL,N REIN,OF CELLULO OR DER,VLC FBR	KG	135,910
3920730000	PLATES,ETC,NONCEL,N REIN,OF CELLULOSE ACETATE	KG	5
3920790000	PLATE,ETC,NONCELL,NT REIN, CELLULOSE DERIVATIVES	KG	70,329
3920910000	PLATES,ETC,NONCEL,N REIN,OF POLYVINYL BUTYRAL	KG	2,892
3920920000	PLATES,ETC,NONCEL,N REIN,OF POLYAMIDES	KG	160,590
3920940000	PLATES,ETC,NONCEL, N REIN, OF PHENOLIC RESIN	KG	19,939
3920990000	PLATES,FOIL,NONCELL, NT REIN,OF OTH PLASTIC, NESOI	KG	964,763
3921110000	PLATES,SHEETS,FILM,FOIL,STRIP,CELL,PLYM OF STYRENE	KG	101,034
3921120000	PLATES,SHEETS,ETC, & STRIP,CELL,PLYM VINYL CHLORID	M2	81,401
3921130000	PLATES,SHEETS,ETC, & STRIP,CELL OF POLYURETHANES	X	
3921140000	PLATES,SHEETS,FILM,ETC,CELL,OF REGENERAT CELLULOSE	KG	30,564
3921190000	PLATES,SHEETS,FILM,FOIL & STRIP,CELL,OF OTH PLAST	KG	1,561,541
3921901000	PLATES,SHEETS,ETC & STRIP,EXC CELL,COMBINED W TEXT	M2	4,127,589
3921904000	PLATES,SHEETS,ETC,PLAS,EX CELL,FLEXIBLE,NESOI	KG	410,607
3921905010	HIGH PRESSURE PAPER REINFORCD DECORATIVE LAMINATES	M2	23,541
3921905050	PLATES,SHEETS,ETC,PLAS,EX CELL,EX FLEX,NESOI	M2	5,797,555
3922100000	BATHS,SHOWER BATHS & WASHBASINS,OF PLASTIC	X	
3922200000	LAVATORY SEATS & COVER,OF PLASTIC	NO	45,499
3922900000	BIDETS,LAVATORY PANS,SIMILR SANITARY WARE,PLASTIC	X	
3923100000	BOXES,CASES,CRATES & SIMILAR ARTICLES,OF PLASTIC	X	
3923210000	SACKS & BAGS(INCL CONES) OF POLYMERS OF ETHYLENE	KG	5,040,480
3923290000	SACKS & BAGS(INCLUDING CONES) OF OTHER PLASTICS	KG	1,200,316
3923300000	CARBOXS,BOTTLES,FLASKS & SIMILAR ARTICLES,OF PLAST	X	
3923400000	SPOOLS, COPS, BOBBINS & SIMILAR SUPPORTS, PLASTICS	X	
3923500000	STOPPERS,LIDS,CAPS,& OTHER CLOSURES,OF PLASTIC	X	
3923900000	ART FOR CONVEYING OR PACKING OF GOODS,PLAST,NESOI	X	
3924100000	TABLEWARE AND KITCHENWARE OF PLASTICS	X	
3924901000	CURTAINS,NAPKINS,TABLE COVERS,MATS, OF PLASTICS	X	
3924902000	PICTURE FRAMES OF PLASTICS	X	
3924905500	HOUSEHOLD ARTICLES & TOILET ARTICLES,OF PLAST,NESO	X	
3925100000	RESERVOIRS,TANKS,ETC,CAPACITY >300 LITERS,PLASTIC	X	
3925200010	DOORS AND DOOR FRAMES, OF PLASTIC	NO	3,173
3925200090	WINDOWS & THEIR FRAMES & THRESHLDS FOR DOOR OF PLAS	KG	60,944
3925301000	BLINDS(INCLUDING VENETIAN BLINDS)OF PLASTIC	NO	186,929
3925305000	SHUTTERS & SIMILR ARTICLES & PARTS,OF PLAST,NESOI	X	
3925900000	BUILDERS' WARE OF PLASTICS,NESOI	X	
3926100000	OFFICE OR SCHOOL SUPPLIES OF PLASTIC	X	
3926201010	GLOVES,SEAMLESS,SURGICAL & MEDICAL,OF PLASTIC	DPR	556,783
3926201060	GLOVES SEAMLESS,EXCEPT SURGICAL/MEDICAL, PLASTIC	DPR	200,826
3926202500	GLOVES SPEC DESIGNED FOR USE IN SPORTS, PLASTIC	NO	14,102
3926204000	GLOVES,OF PLASTIC,NESOI	DPR	24,387
3926205000	ART OF APPAREL & CLOTHING ACCESSORIES,PLAST, NESOI	DOZ	266,516
3926301000	HANDLES AND KNOBS FOR FURNITURE, COACHWORK	KG	80,819
3926305000	FITTINGS FOR FURNITURE,COACHWORK,ETC,PLASTIC,NESOI	KG	4,804
3926400000	STATUETTES & OTHER ORNAMENTAL ARTICLES,OF PLASTIC	X	
3926901000	BUCKETS & PAILS,OF PLASTIC	NO	1,011,667
3926901500	NURSING NIPPLES & PACIFIERS	GRS	9,956
3926902000	ICE BAGS,DOUCHE BAGS,ETC, & FITTINGS THEREFOR	X	
3926902500	HANDLES & KNOBS,OF PLASTIC,NESOI	KG	933
3926903000	PARTS FOR YACHTS OR PLEASURE BOATS,ETC	X	
3926903300	HANDBAGS OF BEADS,BUGLES & SPANGLES	NO	40,792
3926903500	BEADS,BUGLES,SPANGLES,NOT STRUNG,ETC,& ART THEREOF	X	
3926904000	IMITATION GEMSTONES	X	
3926904500	GASKETS,WASHERS & OTHER SEALS	X	

TABLE 1 - SHIPMENTS OF MERCHANDISE FROM THE UNITED STATES TO PUERTO RICO,
BY COMMODITY:FISCAL YEAR 1999

COMM-CODE	COMMODITY AND UNIT OF QUANTITY		QUANTITY	VALUE-\$
3926905000	FRAMES OR MOUNTS FOR PHOTOGRAPHIC SLIDES	X		219,053
3926905500	BELTING & BELTS, FOR MACH, CONT TEXT FBR, V-BELTS	KG	8,691	74,080
3926905800	BELTING & BELTS, FOR MACH, CONT TEXT, EXC V-BELTS	KG	1,241	21,001
3926906000	BELTING & BELTS FOR MACHINERY, NESOI	KG	161,696	1,341,825
3926907500	PNEUMATIC MATTRESSES & OTH INFLATABLE ART, NESOI	X		163,144
3926908700	FLEX PLAS DOCUMENT BINDERS, WITH TABS, ROLLED/FLAT	X		3,590
3926909810	LABORATORY WARE	X		4,840,184
3926909830	OTH ART OF PLASTIC & OTH MAT, HDG 3901-3914, LADDERS	NO	1,084	26,908
3926909885	OTH ART OF PLASTIC & OTH MAT, HDG 3901-3914, NESOI	X		42,970,514
RUBBER AND ARTICLES THEREOF.....			TOTAL	80,479,738
4001100000	NATURAL RUBBER LATEX, WHETHER OR NOT PREVULCANIZED	KG	65,349	161,963
4001210000	NATURAL RUBBER IN SMOKED SHEETS	KG	567	2,812
4001290000	NATURAL RUBBER IN OTHER FORMS, NESOI	KG	212,462	849,488
4002110000	LATEX OF (SBR); (XSBR)	KG	19,166	61,209
4002190000	STYRENE-BUTADIENE RUB; (XSBR), EXC LATEX, NESOI	KG	225,909	514,997
4002200000	BUTADIENE RUBBER (BR)	KG	138,275	199,435
4002390000	HALO-ISOBUTENE-ISOPRENE RUBBER, NESOI	KG	61	9,118
4002410000	LATEX OF CHLOROPRENE (CHLOROBUTADIENE) RUBBER (CR)	KG	8,605	41,709
4002490000	CHLOROPRENE (CHLOROBUTADIENE) RUB, EXC LATEX, NESOI	KG	66,274	177,718
4002510000	LATEX OF ACRYLONITRILE-BUTADIENE RUBBER (NBR)	KG	220,392	324,920
4002590000	ACRYLONITRILE-BUTADIENE RUBBER, EXC LATEX, NESOI	KG	18,196	33,721
4002910000	OTHER LATEX, NESOI	KG	40,570	36,059
4002990000	SYNTHETIC RUB & FATICE DERIVED FROM OILS, NESOI	KG	142,554	282,936
4003000000	RECLAIM RUB IN PRIMARY FORM/PLATES, SHEETS/STRIP	KG	46,669	13,330
4005100000	RUB, UNVULCANIZED, COMPOUND W/ CARBON BLK/SILICA	KG	63,392	648,115
4005200000	RUB, UNVULCANIZED, IN SOLUTIONS; DISPERSIONS	KG	2,369	12,505
4005910000	RUBBER, UNVULCANIZED, IN PLATES, SHEETS, AND STRIP	KG	16,489	200,963
4005990000	COMPOUND RUB, UNVULCANIZED, IN PRIMARY FORM, NESOI	KG	1,180	39,201
4006100000	CAMEL-BACK STRIPS FOR RETREADING RUBBER TIRES	KG	388,488	1,063,508
4006900000	OTHER FORMS & ARTICLES, OF VULCANIZED RUB, NESOI	KG	112,548	326,417
4007000000	VULCANIZED RUBBER THREAD AND CORD	KG	35,056	215,968
4008110000	PLATE, SHEET & STRIP VULCANIZED RUB, CELLULAR RUB	KG	19,346	26,584
4008190000	RODS & PROFILE SHAPE VULCANIZED RUB, CELLULAR RUB	KG	9,473	58,410
4008210000	PLATES OF VULCANIZED RUB, OF NONCELLULAR RUBBER	KG	38,219	90,253
4009100000	PIPE, NT REINFORCED/COMBINE W/MATERIAL, W/O FITTING	KG	102,096	577,811
4009200000	PIPE, REINFORCED/COMBINE W/METAL ONLY, W/O FITTING	KG	33,353	111,545
4009300000	PIPE, REINFORCED/COMBINE W/ TEXTILES, W/O FITTINGS	KG	49,659	203,238
4009400000	PIPE, REINFORCED/COMBINE W/ MATERIAL, W/O FITTINGS	KG	4,671	71,469
4009500020	BRAKE HOSES W/FITTINGS FOR 8701.2, 8702-8705, 8711	KG	18,139	42,403
4009500040	PIPE, VULCAN RUB, W/ FITTING, NT REINFORCED NESOI	KG	13,820	32,500
4009500090	PIPE, VULCANIZED RUB, W/ FITTING, NESOI	KG	12,836	158,318
4010110000	CONVEYOR BELTS OR BELTING REINFORCED WITH METAL	KG	10,032	143,781
4010120000	CONVEYOR BELTS REINFORCED WITH TEXTILE MATERIALS	KG	194	3,287
4010130000	CONVEYOR BELTS REINFORCED ONLY WITH PLASTICS	KG	2,494	50,708
4010190000	CONVEYOR BELTS/BELTING OF VULCANIZE RUBBER, NESOI	KG	14,732	79,178
4010210000	ENDLESS TRANSMS BLT, TRAPZ, CIRCUMFRN >60CM <180CM	KG	7,369	68,025
4010220000	ENDLESS TRANSMS BLT, CIRCUMFERENCE > 180CM < 240CM	KG	49	20,071
4010230000	ENDLESS SYNCHRON BLT, CIRCUMFERENCE >60CM <150CM	KG	187	9,533
4010290000	TRANSMISSION BELT/BELTING, OF VULCANIZE RUB, NESOI	KG	27,549	210,444
4011101000	RADIAL TIRES OF A KIND USED ON MOTOR CARS	NO	402,364	10,078,569
4011105000	PNEUMATIC TIRE, EXC RADIAL, USE MOTOR CARS, NESOI	NO	1,108,465	31,531,699
4011201005	RADIAL TIRES USED ON LIGHT TRUCK, ON-THE-HIGHWAY	NO	243,429	9,149,998
4011201015	RADIAL TIRE USE BUS/TRUCK, EXC LT TRUCK, ON HWY	NO	49,964	6,449,432
4011201025	RADIAL TIRE, USE BUS/TRUCK, RIM >=40.6 CM DIAMETER	NO	338	57,086
4011201035	RADIAL TIRE, USE ON BUS, EXC USE ON RIM >=40.6 CM	NO	48	41,972
4011205010	TIRES, EXC RADIAL, USE LT TRUCK, ON HWY, NESOI	NO	14,246	721,913
4011205020	TIRE, EXC RADIAL, USE BUS, EXC LT TRUCK, NESOI	NO	1,454	45,099
4011205030	TIRE, EXC RADIAL, USE ON BUS, RIM >=40.6 CM	NO	86	70,602
4011205050	NEW PNEUMATIC TIRE, RUB FOR BUS/TRK OFF-HWY, NESOI	NO	3,625	157,160
4011300000	NEW PNEUMATIC TIRES, OF RUBBER, USED ON AIRCRAFT	NO	365	52,928
4011400000	NEW PNEUMATIC TIRES, OF RUBBER, USED ON MOTORCYCLE	NO	3,735	149,820
4011500000	NEW PNEUMATIC TIRES, OF RUBBER, USED ON BICYCLES	NO	1,073	41,445
4011811000	NEW TIRE, HERRING-BONE, FOR TRACTOR IN 8701.90.10	NO	963	192,338
4011891000	NEW TIRE, EXC HERRING-BONE TRACTOR IN 8701.90.10	NO	473	35,618
4011894000	RADIAL TIRE, FOR TRACTORS IN 8701.90.10 IN CHP 84	NO	1,392	6,960
4011898000	NEW PNEUMATIC TIRE, EXC HERRING-BONE, NESOI	NO	2,612	23,417
4012105020	RETREAD TIRES, RUB, FOR ON-THE-HWY TRUCK & BUS	NO	306	5,845
4012106000	RETREAD TIRE, RUB, EXC ON-THE-HWY TRK & BUS, NESOI	NO	7,118	62,472

TABLE 1 - SHIPMENTS OF MERCHANDISE FROM THE UNITED STATES TO PUERTO RICO,
BY COMMODITY:FISCAL YEAR 1999

COMM-CODE	COMMODITY AND UNIT OF QUANTITY		QUANTITY	VALUE-\$
4012200000	USED PNEUMATIC TIRES OF RUBBER	NO	225,218	1,238,598
4012901000	SOLID OR CUSHION TIRES, OF RUBBER	NO	1,884	85,701
4012906000	INTERCHANGEABLE TIRE TREADS & TIRE FLAPS, OF RUB	KG	56,453	214,766
4013100010	INNER TUBES, OF RUBBER, USED ON MOTOR CARS	NO	11,845	469,825
4013100020	INNERTUBES, OF RUBBER, USED ON TRUCKS AND BUSES	NO	13,083	208,823
4013900000	INNER TUBES, OF RUBBER, NESOI	NO	205	19,620
4014100000	SHEATH CONTRACEPTIVE, OF VULCANIZE RUB, EXC HD RUB	X		287,631
4014901000	NURSING NIPPLES, OF VULCANIZE RUB, EXC HARD RUB	GRS	61,927	230,658
4014905000	HYGENIC ARTICLE, EXC NURSING NIPPLES, NESOI	X		374,062
4015110000	SURGICAL & MED GLOVE, VULCANIZE RUBBER, NESOI	DPR	488,656	903,695
4015190000	GLOVES, EXCEPT SURGICAL AND MEDICAL GLOVES, NESOI	DPR	30,665	385,619
4015900000	ARTICLE OF APPAREL, EXC GLOVE, VULCANIZE RUB, NESOI	X		1,201,120
4016100000	OTHER ARTICLE OF VULCANIZED RUB, OF CELLULAR RUB	X		9,600
4016910000	FLOOR COVERING & MAT, VULCANIZE RUB, EXC HARD RUB	X		676,865
4016920000	ERASERS, OF VULCANIZED RUBBER, EXC HARD RUBBER	X		70,647
4016930000	GASKET, WASHERS & OTHER SEALS, OF VULCANIZED RUB	X		3,854,698
4016940000	BOAT/DOCK FENDER, INFLATABLE/NT, OF VULCANIZED RUB	X		574,827
4016950000	INFLATABLE ARTICLES, EXC BOAT/DOCK FENDER, NESOI	X		93,975
4016990500	HOUSEHOLD ARTICLES, OF VULCANIZED RUBBER, NESOI	X		237,679
4016995010	MECHANIC ARTICLE FOR MOTOR VEHICLE, VULCANIZED RUB	X		28,825
4016996000	OTHER ARTICLES VULCANIZED RUB, EXC HD RUB, NESOI	X		3,089,003
4017000000	HARD RUB IN ALL FORMS; ARTICLES OF HARD RUBBER	X		177,381
	RAW HIDES AND SKINS, LEATHER, FURSKINS AND ARTICLES THEREOF; SADDLERY AND HARNESS; TRAVEL GOODS, HANDBAGS AND SIMILAR CONTAINERS; ARTICLES OF ANIMAL GUT(OTHER THAN SILKWORM GUT).....	TOTAL		96,717,637
	RAW HIDES AND SKINS(OTHER THAN FURSKINS) AND LEATHER.....	TOTAL		14,776,462
4101100000	BOV HIDES WHOLE NOV 8KG DRD/10KG DRY-SALT/14 KG FR	PCS	543	17,230
4101210040	HIDES/SKINS BOVINE ANMLS NESOI WHOLE FRH/WET-SALTD	PCS	5,109	233,806
4101220000	BUTTS, BENDS, BOVINE ANIMALS FRESH OR WET-SALTED	KG	1,464	10,781
4101300000	HIDES & SKINS BOVINE ANIMALS NESOI OTHERWISE PRES	PCS	1,056	31,670
4102100000	SHEEP, LAMB SKINS, WOOL-ON, FRESH ETC, NOT TANNED	PCS	1,498	13,110
4103900060	PIG, HOG SKINS FRESH SALTED ETC, NOT TANNED	PCS	36,967	132,646
4103900095	HIDES/SKINS NESOI FRESH, SALTED ETC NOT TANNED	X		185,986
4104102000	BOVINE UPPER LEATHER WHOLE NO HAIR NOT OVER 28 SFT	M2	4,131	119,784
4104109000	BOVINE LEATHER NESOI WHOLE WITHOUT HAIR, CALF/KIP	M2	25,107	369,180
4104220000	BOVINE LEATHER WITHOUT HAIR ON OTHERWISE PRETANNED	M2	18,888	273,888
4104299030	BOVINE LEA NESOEQUINE LEA, WET BLUES NOT SPLIT	PCS	2,355	70,859
4104299040	BOVINE LEATHER NESOEQUINE, WET BLUE GRAIN SPLIT	PCS	1,342	53,714
4104299070	BOVINE LEA NESOEQUINE, WET BLUE SPLIT, NOT GRAIN	KG	209,980	440,955
4104299080	BOVINE LEA NESOEQUINE TANNED ETC NT FUTHR PREPRD	KG	25,970	449,267
4104312000	BUFFALO LEATHER, FULL GRAINS AND SPLITS, PREPARED	M2	7,553	31,998
4104314000	BOV UPHOLSTRY LEA FULL GRN/GRN SPLIT PARCHMT-DRESS	M2	13,643	165,734
4104315010	BOVINE NESOEQUINE UPPER LEATHER SPLIT DRESSD/ETC	M2	12,868	368,055
4104315020	BOVINE NESOEQUINE UPPER LEATHER, FULL GRAINS	M2	157,265	3,582,622
4104316050	BOVINE/EQUIN BAG/CASE/STRAP/COLLAR LEATHR NT FANCY	M2	1,245	24,845
4104318090	BOVINE NESOEQUINE LEA FULL/SPLIT GRAINS NT FANCY	KG	771	8,398
4104318000	BOVINE/EQUINE LEATHR FANCY FULL/SPLIT GRAINS NESOI	M2	133,379	553,523
4104394000	BOVINE & EQUINE LEATHER NESOI, PREPRD AFTR TANNING	M2	1,692,074	6,304,914
4104395010	BOVINE/EQUINE UPPER LEATHER SPLIT, NESOI, PREPARED	M2	63,781	444,796
4104396090	BOVINE/EQUINE LEATHER, NOT FANCY, NESOI, PREPARED	KG	17,434	448,877
4107100000	SWINE LEATHER, WITHOUT HAIR ON	M2	147,502	304,320
4107900000	LEATHER OF OTHER ANIMALS, WITHOUT HAIR ON, NESOI	M2	2,692	65,732
4109000000	PATENT & PATENT LAMINATED LEATHER; METALLZD LEATHR	M2	102	3,083
4110000000	LEATHER WASTE; LEATHER DUST, POWDER AND FLOUR	KG	574	5,662
4111000000	COMPOSITION LEA, LEA FIBER IN SLABS, SHEETS, STRIP	KG	10,053	61,239
	ARTICLES OF LEATHER; SADDLERY AND HARNESS; TRAVEL GOODS, HANDBAGS AND SIMILAR CONTAINERS; ARTICLES OF ANIMAL GUT (OTHER THAN SILKWORM GUT).....	TOTAL		60,248,764
4201003000	DOG LEASHES, COLLARS, MUZZLES, HARNESSES ETC FOR DOGS	X		55,653
4201006000	SADDLERY & HARNESSES ETC FOR ANY ANIMAL, NESOI	X		191,579

TABLE 1 - SHIPMENTS OF MERCHANDISE FROM THE UNITED STATES TO PUERTO RICO,
BY COMMODITY:FISCAL YEAR 1999

COMM-CODE	COMMODITY AND UNIT OF QUANTITY		QUANTITY	VALUE-\$
4202110000	TRUNKS, SUITCASES, ETC, SURFACE COMPS/PATENT LEATHER	NO	154,015	1,071,058
4202120000	TRUNKS, SUITCASES, ETC, SURFACE PLASTIC/TEXT MATERIALS	NO	20,733	594,847
4202190000	TRUNKS, SUITCASES, VANITY CASES ETC, NESOI	NO	216,950	2,442,130
4202210000	HANDBAGS, SURFACE OF COMPOSITION/PATENT LEATHER	NO	47,254	2,117,987
4202220000	HANDBAGS, SURFACE OF PLASTIC SHEET/TEXT MATERIALS	NO	27,879	326,014
4202290000	HANDBAGS, NESOI	NO	392,242	5,701,652
4202310000	ARTICLES FOR POCKET OR HANDBAG, COMP/PATENT LEATHER	NO	21,905	1,044,368
4202320000	ARTICLES FOR POCKET/HANDBAG, PLASTIC/TEXT MATERIAL	NO	14,794	52,958
4202390000	ARTICLES FOR POCKET OR HANDBAG, NESOI	NO	80,918	598,580
4202910010	GOLF BAGS, OUTER SURFACE LEATHER	NO	5,114	37,619
4202910040	OTHER BAGS, OUTER SURFACE COMPS/PATENT LEATH, NESOI	NO	113,318	381,977
4202925000	MUSICAL INSTRUMENT CASES OF PLST/TEXT MATERIAL	NO	6,285	108,818
4202927000	CONTAINERS NESOI W OUTER SURFACE PLSTIC/TEXT MTRLs	NO	120,224	826,726
4202990000	CASES, BAGS & CONT, OTHER OF MATR/COVERINGS, NESOI	NO	34,820	403,888
4203100010	COATS & JACKETS (NOT OF REPTILE LEATHER)	NO	89,854	983,827
4203100090	ARTICLES OF APPAREL, NESOI	NO	7,361,226	36,327,731
4203210000	GLOVES, MITTENS & MITTS FOR USE IN SPORTS	NO	760	38,734
4203290000	GLOVES, MITTENS & MITTS NOT FOR USE IN SPORTS	DPR	3,980	31,908
4203300000	BELTS & BANDOLIERS WITH OR WITHOUT BUCKLES	X		291,417
4203400000	OTH CLOTHING ACCESSORIES, LEATHER/COMPOS LEATHER	X		494,325
4204000000	ARTICLES OF LEATHER USED IN MACHINERY/MECH APPLIAN	X		551,589
4205000000	ARTICLES OF LEATHER, NESOI	X		5,319,074
4206100000	ARTICLES OF CATGUT	X		260,957
4206900000	OTH ART OF GUT, OF GOLDBEATERS SKIN, BLADDERS, TENDON	X		13,374
	FURSKINS AND ARTIFICIAL FUR; MANUFACTURES THEREOF.....	TOTAL		21,694,411
4303100030	MINK FURSKIN ARTICLES, APPAREL, CLOTHING ACCESSORY	NO	572,257	5,766,771
4303100060	FURSKIN ARTICLE APPAREL CLOTHING ACCESSORIES NESOI	NO	19,571	967,719
4303900000	ARTICLES OF FURSKINS, NESOI	X		14,959,921
	WOOD AND ARTICLES OF WOOD; WOOD CHARCOAL; CORK AND ARTICLES OF CORK; MANUFACTURES OF STRAW, OF ESPARTO OR OF OTHER PLAITING MATERIALS; BASKETWARE AND WICKERWORK.....	TOTAL		137,246,518
	WOOD AND ARTICLES OF WOOD; WOOD CHARCOAL.....	TOTAL		126,358,907
4401100000	FUEL WOOD, IN LOGS, BILLETS, TWIGs, FAGGOTS, ETC	X		26,840
4401210000	WOOD IN CHIPS, CONIFEROUS (DRY WEIGHT BASIS)	T	7,900	762,084
4401220000	WOOD IN CHIPS, NONCONIFEROUS (DRY WEIGHT BASIS)	T	888	393,765
4401300000	SAWDUST AND WOOD WASTE AND SCRAP	KG	627,334	164,400
4402000000	WOOD CHARCOAL, WHETHER OR NOT AGGLOMERATED	T	26,688	405,048
4403100030	POLES/PILES/POSTS, TREATED PAINT/STAIN/CRESOTE ETC	NO	58,251	5,469,259
4403100060	WOOD IN ROUGH NESOI TREATD PAINT/STAIN/CRESOTE ETC	M3	6,951	383,308
4403200005	PULPWOOD, CONIFEROUS	M3	107	26,538
4403200010	POLES, PILES, POSTS ROUGH, NOT TREATED, CONIFEROUS	NO	5,406	252,482
4403200020	SOUTHERN YELLOW/PITCH ETC PINE LOG/TIMBR NT TRT, RG	M3	469	49,122
4403200025	PONDEROSA PINE LOGS & TIMBER IN THE ROUGH, NT TRT	M3	100	3,682
4403200060	LOGS/TIMBER IN THE ROUGH, CONIFEROUS, NESOI NOT TR	M3	888	91,600
4403200065	WOOD IN THE ROUGH, CONIFEROUS, NOT TREATED, NESOI	M3	355	80,000
4403910040	OAK, EXCEPT RED OAK, WOOD, IN THE ROUGH, NT TREATD	M3	37	18,784
4403990020	PULPWOOD, NONCONIFEROUS	M3	24	10,447
4403990025	POLES, PILES & POSTS, ROUGH, NONCONIFEROUS, NT TRT	NO	728	15,000
4403990060	MAPLE WOOD, IN THE ROUGH, NOT TREATED	M3	5	8,000
4403990090	NONCONIFEROUS WOOD NESOI, IN THE ROUGH, NOT TREATD	M3	42	8,494
4404100040	FENCE PICKETS/PALINGS/RAIL CONIFEROUS WOOD POINTED	X		29,300
4404100095	HOOPWOOD/SPLIT POLE/CHIPWOOD/WD STCK ETC CONIFERUS	X		114,923
4404200040	FENCE PICKETS/PALINGS/RAIL NONCONIFER WOOD, POINTD	X		51,770
4404200095	HOOPWOOD/SPLIT POLE/CHIPWOOD/WD STCK ETC NONCONIFR	X		13,313
4406100000	RAILWAY, TRAMWAY SLEEPERS, WOOD, NOT IMPREGNATED	M3	352	52,488
4406900000	RAILWAY/TRAMWAY SLEEPERS (CROSS-TIES), WOOD, NESOI	M3	395	31,524
4407100001	FINGER-JOINTED WOOD	M3	3,503	416,483
4407100002	WOOD SWN LGTHWSE TRTD OV 6MM CONIF EX FINGER-JOINT	M3	11,529	2,715,820

TABLE 1 - SHIPMENTS OF MERCHANDISE FROM THE UNITED STATES TO PUERTO RICO,
BY COMMODITY:FISCAL YEAR 1998

COMM-CODE	COMMODITY AND UNIT OF QUANTITY		QUANTITY	VALUE-\$
4407100015	MIX SPRU/PINE/FIR WD OV6MM NT TR EX FINGER-JOINTED	M3	157	38,444
4407100016	MIX W.HEMLOCK/AMABILIS FIR(HEM-FIR) EX FINGR-JOINT	M3	31	8,064
4407100020	SPRUCE NESOI OV 6MM NT TREATD NESOI EX FINGR-JOINT	M3	46,390	447,547
4407100042	E.WHT/RED PINE OV6MM NT TREAT RGH EX FINGER-JOINTD	M3	84	13,693
4407100043	E.WHT/RED PINE OV 6MM NT TRT NESOI EX FINGR-JOINTD	M3	2,679	774,054
4407100045	LIDGEPOLE PINE OV6MM NT TRT NESOI EX FINGER-JOINTD	M3	2,602	555,723
4407100048	PITCH PINE OV6MM NT TRT RGH EX FINGER-JOINTED	M3	32,737	7,737,015
4407100047	PITCH PINE OV6MM NOT TRT NESOI EX FINGER-JOINTED	M3	87,562	23,122,378
4407100048	PONDEROSA PINE WD SAWN LNGTHWS OV6MM NOT TREAT RGH	M3	176	56,717
4407100052	PINE WOOD NESOI OV 6MM UNTRT RGH EX FINGR-JOINTED	M3	7,959	1,233,228
4407100053	PINE WOOD NESOI OV 6MM UNTRTD NESOI EX FINGR-JOINT	M3	237	26,995
4407100054	DOUGLAS-FIR MIN DIMEN<5.1CM NT TRT RGH EX FING-JOI	M3	1,178	329,367
4407100064	HEMLOCK OV 6MM THICK NOT TREATD RGH EX FINGR-JOINT	M3	449	85,856
4407100065	HEMLOCK OV 6MM THICK NT TREATD NESOI EX FINGR-JOIN	M3	330	61,037
4407100067	LARCH WD OV6MM NOT TREATED, NESOI EX FINGR-JOINTED	M3	873	73,852
4407100075	YELLOW CEDAR OV6MM UNTREAT NESOI EX FINGER-JOINTD	M3	226	53,381
4407100078	CEDAR WD NESOI OV6MM UNTREATD ROUGH EX FINGER-JOINT	M3	45	48,556
4407100083	REDWOOD OV 6MM UNTREATD NESOI EXCEPT FINGER-JOINTD	M3	277,174	81,994
4407100092	CONIFROUS WD NESOI OV6MM UNTRTD RGH EX FINGR-JOINT	M3	893	176,699
4407100093	CONIFROUS WD NESOI OV6MM UNTRTD RGH EX FINGR-JOINT	M3	2,563	385,104
4407240000	VIROLA/MOHOGANY/AMBUJA/BALSA WOOD SAWN OR CHIP ETC	M3	199	162,713
4407260000	WHITE LAUAN/MERANTI/SERAYA, YELLOW MERANTI & ALAN	M3	155	49,801
4407290000	OTHER TROPICAL WOOD, WOOD SAWN/CHIPPED LNGTHWSE ETC	M3	46	25,700
4407910020	RED OAK WOOD SAWN LENGTHWISE, OVER 6MM, ROUGH	M3	51	32,642
4407910061	OAK WOOD EXCEPT RED SAWN LENGTHWISE OVER 6MM, NESOI	M3	110	27,845
4407920040	BEECH WOOD, SAWN LENGTHWISE, OVER 6 MM, NESOI	M3	10	4,858
4407990025	MAPLE WOOD NESOI SAWN LENGTHWISE, OVER 6 MM, NESOI	M3	69	30,121
4407990045	YELLOW POPLAR WOOD SAWN LENGTHWISE OVER 6MM, ROUGH	M3	220	41,074
4407990051	BIRCH WOOD SAWN LENGTHWISE, OVER 6 MM, NESOI	M3	69	39,606
4407990090	NONCONIFEROUS WOOD NESOI SAWN LENGTHWS OV 6MM ROUGH	M3	54	30,116
4407990095	NONCONIFEROUS WOOD SAWN LENGTHWISE OVER 6 MM NESOI	M3	6	4,421
4408100020	VENEER/PLYWD SHEET SAW LNGTHWS NOV6MM BACKED SOFTW	M2	29,954	51,671
4408100040	VEN/PLYWD SHEET SAW LNGTHWS NOV6MM NT BACKED SOFTW	M2	22,442	56,101
4408390000	OTHER TROPICAL WOOD NESOI VEN/PLYWD SHT NOV6MM ETC	M2	29,147	34,975
4408900020	BIRCH VEN/PLYWD SHEET SAW LNGTHWS NOV6MM NT BACKED	M2	23,401	23,400
4408900030	CHERRY VEN/PLYWD SHEET SAW LNGTHWS NOV6MM NOT BACK	M2	22,354	29,059
4408900060	OAK NESOI VEN/PLYWD SHT SAW LNGTHWS NOV6MM NOT BAC	M2	3,037	3,948
4408900090	NONCONIF VEN/PLYWD SHT SAWN LNGTHWS NOV6MM BACKED	M2	8,085	24,250
4409101000	WOOD SIDING, CONIFEROUS	M2	93	15,505
4409102000	WOOD FLOORING, NOT ASSEMBLED, CONIFEROUS	M2	17,365	264,759
4409103000	WOOD MOLDINGS, CONIFEROUS	M	281,728	47,855
4409109000	WOOD CONTINUOUSLY SHAPED, CONIFEROUS, NESOI	M3	1,254	221,303
4409202500	WOOD FLOORING, NONCONIFEROUS	M2	1,989	29,831
4409204500	WOOD MOLDINGS, NONCONIFEROUS	M	109,697	53,751
4409209000	WOOD CONTINUOUSLY SHAPED, NONCONIFEROUS, NESOI	M3	971	181,386
4410110000	WAFFERBOARD, INCLUDING ORIENTED STRAND BOARD OF WOOD	M3	365	62,239
4410190020	PARTICLE BOARD OF WOOD	M3	837	250,057
4410190060	BOARD OF WOOD NESOI	M3	635	206,333
4410900000	PARTICLE & SIMILAR BOARD OF LIGNEOUS MAT'L NESOI	M3	1,607	226,322
4411110000	FIBERBD LIGNEOUS OV.8G/CM3 NOT MECHANICALLY WORKED	M3	712	197,442
4411190000	FIBERBRO WOOD/LIGNEOUS MAT'L DENSITY >.8G/CM3 NESOI	M3	65	21,318
4411290000	FIBERBOARD WD/LIGNEOUS DENSITY .5 -.8 G/CM3, NESOI	M3	660,819	8,780
4411390000	FIBERBOARD LIGNEOUS MAT'LS OV.35/NOV.5G/CM3 NESOI	M3	639	164,709
4411910000	FIBERBD WD/LIGNEOUS MAT'L NOT SURFACE COVERD NESOI	M3	24	7,496
4411990000	FIBERBOARD, WOOD, OTHER LIGNEOUS MATERIALS, NESOI	M3	2,791	733,698
4412130000	PLYWOOD AT LEAST ONE OUTER PLY TROPICAL WOOD	M3	719	241,142
4412140500	PLYWOOD AT LEAST ONE OUTER PLY OF BIRCH WOOD	M3	53	19,641
4412142500	PLYWOOD LEASE ONE OUTER PLY SPANSH CEDAR OR WALNUT	M3	203	80,634
4412143000	PLYWD 1 OUTER PLY NONCONIF WOOD NESOI NOT COVERED	M3	121	34,748
4412145500	PLYWOOD ONE OUTER PLY NONCONIF WOOD NESOI COVERED	M3	110	15,060
4412191000	PLYWD OUTR PLIES SFTWD 1 PARANA PINE, SOLELY WOOD	M3	7,496	1,311,280
4412194010	PLYWD OUTR PLIES SFTWD 1 DOUGLAS FIR WD SHEET ONLY	M3	83	119,984
4412194030	PLYWD 1 OUT PLY VA PINE ETC BOTH OUTER PLIES SFTWD	M3	102,415	29,742,311
4412194080	PLYWD BOTH OUTER PLIES CONIFER WD NESOI NT COVERED	M3	624	136,729
4412195010	PLYWD ONE OUTER PLY DOUGLAS FIR BOTH SOFTWD, NESOI	M3	106	25,428
4412195030	PLYWD OUTR PLY LONG LEAF PINE ETC BOTH SFTWD NESOI	M3	55,746	18,080,346
4412195050	PLYWOOD BOTH OUTER PLIES OF CONIFEROUS WOOD, NESOI	M3	1,419	417,202
4412220500	VENEER PANEL/ETC 1 OUTR PLY HRDWD 1 LAYR PRCTL BD	M3	426	63,027
4412230000	VENEER PANEL/ETC 1 LAYR PARTICLE BOARD, NESOI	M3	34	8,588
4412290000	VENEER PANELS ETC AT LEAST 1 OUTER PLY HRDWD NESOI	M3	269	60,171

TABLE 1 - SHIPMENTS OF MERCHANDISE FROM THE UNITED STATES TO PUERTO RICO,
BY COMMODITY:FISCAL YEAR 1999

COMM-CODE	COMMODITY AND UNIT OF QUANTITY	QUANTITY	VALUE-\$
4412926000	VENEER PANELS ETC WITH ONE PLY TROPICAL WD, NESOI	M3 51	11,560
4412990000	VENEER PANELS AND SIMILAR LAMINATED WOOD, NESOI	M3 2,439	552,651
4413000000	DENSIFIED WD BLOCKS/PLATES/STRIPS/PROFILE SHAPES	KG 194,719	168,273
4414000000	WOODEN FRAMES PAINTINGS, PHOTOGRAPHS, MIRRORS, ETC	NO 69,521	1,114,530
4415100000	CASES/BOXES/CRATES/SIMLR PACKNGS, CABLE-DRUMS, WOO	NO 130,298	597,503
4415200000	PALLETS, BOX PALLETS AND OTHER LOAD BOARDS OF WOOD	NO 62,617	177,533
4416003010	CASKS, BARRELS AND HOGSHEADS, NEW, OF WOOD	NO 53	3,170
4416003020	CASKS, BARRELS, HOGSHEADS, USED, ASSEMBLED, WOOD	NO 16,610	402,168
4416006010	STAVES, NEW, OF WOOD	NO 53,332	40,000
4416008040	VATS, TUBS/COOPERS PRDCTS/PARTS, WOOD, USED, NESOI	X	49,681
4417000000	TOOLS/TOOL & BROOM BODIES ETC SHOE LAST/TREES WOOD	X	617,498
4418100000	WINDOWS, FRENCH-WINDOWS AND THEIR FRAMES, OF WOOD	NO 1,855	53,077
4418200030	FLUSH DOORS, OF WOOD	NO 12,618	361,967
4418200060	DOORS AND THEIR FRAMES, THRESHOLDS, OF WOOD, NESOI	NO 47,356	1,652,139
4418300000	PARQUET PANELS, OF WOOD	M2 858	24,796
4418400000	FORMWORK (SHUTTERING) FOR CONCRETE CONSTRUCTN WOOD	X	328,548
4418500000	SHINGLES AND SHAKES OF WOOD	SQ 4,961	309,020
4418904060	FABRICATED STRUCTURAL WOOD MEMBERS	X	878,457
4418904080	BUILDERS' JOINERY AND CARPENTRY OF WOOD, NESOI	X	11,337,933
4419000000	TABLEWARE AND KITCHENWARE, OF WOOD	X	45,701
4420100000	STATUETTES AND OTHER ORNAMENTS, OF WOOD	X	697,435
4420907000	JEWELRY BOXES/SILVERWARE CHESTS/CIGAR BOX ETC WOOD	NO 74,582	178,266
4420908000	WOOD MARQUETRY, INLAID WOOD, CASKETS, ETC, NESOI	X	3,346,382
4421100000	CLOTHES HANGERS, OF WOOD	X	34,132
4421902500	WOOD DOWEL PINS	M 1,372,900	162,056
4421904500	WOOD BLINDS, SHUTTERS, SCREENS AND SHADES	X	257,894
4421906500	TOOTH PICKS/SKEWERS ETC & SIMLR SMALL WARES OF WOOD	X	70,611
4421907000	PICKET/PALING/POST/RAIL, SAWN; ASSMBLD FENCE, WOOD	X	561,135
4421908650	ARTICLES OF WOOD, NESOI	X	1,681,231
	CORK AND ARTICLES OF CORK..... TOTAL		8,342,447
4501100000	NATURAL CORK, RAW OR SIMPLY PREPARED	KG 9,568	24,820
4502000000	NATURAL CORK DEBACK/RGH SQD IN BLKS/SHEETS/STRIPS	KG 28,468	38,454
4503900000	ARTICLES OF NATURAL CORK, NESOI	X	226,186
4504100000	BLOCKS/PLATES/SHEETS/TILE/DISKS ETC OF AGGLOM CORK	KG 10,220	155,542
4504900000	AGGLOMERATED CORK & ARTICLES OF AGGLOM CORK, NESOI	X	7,897,445
	MANUFACTURES OF STRAW, OF ESPARTO OR OF OTHER PLAITING MATERIALS; BASKETWARE AND WICKERWORK..... TOTAL		2,545,182
4601100000	PLAITS, PRODUCTS OF PLAITING MAT'L, STRIPS OR NOT	X	19,866
4601200000	MATS, MATTING AND SCREENS OF VEGETABLE MATERIALS	X	49,867
4601910000	PLAITS & SIMLR PRODUCTS NESOI OF BAMBOO/RATTAN ETC	X	29,089
4601990000	PLAIT MAT'L EX VEG, PARALLEL STRANDS/WOVEN SHEETS	X	1,707,581
4602100000	BASKETWORK/OTHR ARTCLS VEG MATRLS NESOI INC LOOFAH	X	608,061
4602900000	BASKETWORK/OTHR ARTCLS NON-VEGETABLE MATRIAL NESOI	X	130,689
	PULP OF WOOD OR OF OTHER FIBROUS CELLULOSIC MATERIAL; WASTE AND SCRAP OF PAPER OR PAPERBOARD; PAPER AND PAPERBOARD AND ARTICLES THEREOF..... TOTAL		458,813,640
	PULP OF WOOD OR OF OTHER FIBROUS CELLULOSIC MATERIAL;WASTE AND SCRAP OF PAPER OR PAPERBOARD..... TOTAL		3,402,856
4701000000	MECHANICAL WOODPULP (AIR DRY WEIGHT)	CTN 11	3,017
4702000000	CHEMICAL WOODPULP, DISSOLVING GRADES (AIR DRY WT.)	CTN 52	40,027
4703190000	CHEM WDPULP SULFATE GR NONCONIF UNBLCH, AIR DRY WT	CTN 5	4,995
4703210040	CHEM WDPULP SULFATE GR CONIF, BLEACHED, AIR DRY WT	CTN 695	270,018
4703290020	CHEM WDPULP SULFATE GR NONCONF SEMIBLCH AIR DRY WT	CTN 4,117	807,808
4704110000	CHEM WDPULP SULFITE GR CONIF UNBLEACHD, AIR DRY WT	CTN 537	120,000
4706100000	COTTON LINTERS PULP (AIR DRY WEIGHT)	CTN 11	11,319
4706200000	PULP OF FIBER DERIVED FROM RECOVD PAPER/PAPERBOARD	CTN 20	8,000
4706930000	SEMICHEM PUP/OT FIBROUS CELLULOSC MAT'L AIR DRY WT	CTN 612	317,948
4707100000	WASTE, SCRAP UNBLEACH KRAFT, CORRUGATD PAPER/PPRBD	T 1,569	249,559
4707200020	HIGH-GRADE DEINKING WASTE PAPER AND PAPERBOARD	T 88	18,455
4707300020	NEWSPRINT WASTE AND SCRAP PAPER	T 14	11,175

TABLE 1 - SHIPMENTS OF MERCHANDISE FROM THE UNITED STATES TO PUERTO RICO,
BY COMMODITY: FISCAL YEAR 1999

COMM-CODE	COMMODITY AND UNIT OF QUANTITY	QUANTITY	VALUE-\$
4707900000	WASTE, SCRAP, INCL UNSORTED, PAPER, PAPERBD, NESOI T	7,609	1,542,535
	PAPER AND PAPERBOARD; ARTICLES OF PAPER PULP, OF PAPER OR OF PAPERBOARD..... TOTAL		376,815,283
4801000000	NEWSPRINT, IN ROLLS OR SHEETS T	5,085	3,671,303
4802100000	HANDMADE PAPER AND PAPERBOARD, UNCOATED KG	1,456,614	2,684,941
4802200000	UNCTD BASE PPR TO BE SENSITIZED (PHOTO ETC) RLS/SHT M2	10,089	25,216
4802300000	CARBONIZING BASE PAPER, UNCOATED, ROLLS OR SHEETS KG	697	6,778
4802400000	WALLPAPER BASE (HANGING PPR) UNCOATED, ROLLS/SHEETS KG	40,308	96,322
4802511000	WRITING PPR UNCTD NOV 10% MECH FBR < 40 G/M2 RL/SH KG	176,762	291,189
4802518000	PPR/PBRD UNCTD NOV 10% MECH NESOI < 40G/M2, RL/SH KG	2,465,315	3,170,455
4802521000	WRITING PPR UNCTD NOV 10% MECH 40-150G/M2 ROLL/SHT KG	687,284	939,987
4802521500	COVER PPR UNCTD NOV 10% MECH 40-150G/M2 ROLL/SHEET KG	1,049,822	1,269,781
4802528000	PPR/PBRD UNCTD NOV 10% MECH NESOI 40-150G/M2 RL/SH KG	5,494,980	8,289,444
4802531500	COVER PPR UNCTD NOV 10% MECH OV 150G/M2 ROLL/SHEET KG	187,835	265,121
4802539040	BRISTOLS UNCTD NOV 10% MECH FBR OV 150G/M2 RLL/SHT KG	512,500	487,739
4802539500	PPR/PBRD UNCTD NOV 10% MECH NESOI OV 150G/M2 RL/SH KG	127,263	127,608
4802601000	WRITING PPR/COVER PPR UNCTD OV 10% MECH FBR RL/SH KG	34,640	94,703
4802609000	PPR/PBOARD UNCTD OVER 10% MECH FBRS NESOI ROLL/SHT KG	3,379,122	3,207,576
4803000000	TOILET ETC HSHLD/SANTRY STOCK PAPER IN ROLLS/SHEETS KG	13,383,516	23,945,157
4804110000	KRAFTLINER, UNCOATED UNBLEACHED IN ROLLS OR SHEETS KG	53,947,332	20,257,558
4804190000	KRAFTLINER, UNCOATED, BLEACHED, IN ROLLS OR SHEETS KG	1,472,640	1,215,966
4804210000	SACK KRAFT PAPER UNCOATED UNBLEACHED, ROLLS/SHEETS KG	249,941	243,228
4804314020	KRAFT BAG/SACK PPR UNCTD UNBLCH 150G/M2/LESS RL/SH KG	1,353,610	2,117,746
4804314040	KRAFT WRAPPING PPR UNCTD NESOI UNBLCH 150G/M2/LESS KG	2,430,143	2,444,269
4804315000	KRAFT PPR/PBRD UNCTD NESOI UNBLCHD 150G/M2< RLL/SHT KG	467,271	523,451
4804394020	KRAFT BAG/SACK UNCTD BLEACHED 150G/M2/LESS ROLL/SH KG	15,440	35,160
4804394040	KRAFT WRAPPING PPR UNCTD NESOI BLCHD 150G/M2/LESS KG	863,278	953,285
4804396020	KRFT BASE STOCK TRAYS CUPS ETC UNCTD BLCH 150G/M2< KG	16,487	39,366
4804397000	KRAFT PPR/PBRD UNCTD NESOI BLCHD 150G/M2 < RLL/SHT KG	993,686	845,987
4804412000	KRFT WRAPPNG PPR UNCTD UNBLCHD OV 150 < 225G/M2 RL KG	3,381	26,338
4804414000	KRFT PPR/PPRBRD UNCTD NESOI UNBLCHD OV 150-225G/M2 KG	5,432	12,517
4804420010	KRFT BASE STCK MLK CARTN ETC UNCT BLCH 151-224G/M2 KG	42,693	36,479
4804420020	KRFT FOLDNG CARTN STCK UNCTD BLCHD 151-224G/M2 RLL KG	776,640	875,123
4804420040	KRFT BASE STCK PACKAGNG UNCTD BLCH 151-224G/M2 RLL KG	96,850	176,811
4804420050	KRFT PPR/PPRBRD UNCTD NESOI BLCHD 151-224G/M2 ROLL KG	107,078	216,025
4804490000	OTH KRFT PPR/PPRBRD UNCTD BLCHD NESOI 151-224G/M2 KG	186,990	173,839
4804510000	KRFT PPR/PPRBRD UNCTD UNBLCHD 225G/M2/MORE RLL/SHT KG	71,407	18,718
4804520030	KRFT BASE STCK TRAYS CUPS ETC UNCTD BLCHD 225G/M2> KG	13,642	45,000
4804590000	KRFT PPR/PPRBRD UNCTD BLCHD NESOI 225G/M2> RLL/SHT KG	735,924	660,068
4805100000	SEMICHEMICAL FLUTNG PPR (CORRUGATNG MED) UNCTD RLL KG	833,329	866,864
4805210020	FOLDNG CARTN BRD UNCTD NESOI MULTI-PLY EA LVR BLCH KG	158,546	145,223
4805210040	PPR/PPRBRD UNCTD NESOI MULTI-PLY EA LAYR BLCHD RLL KG	3,670,431	8,023,556
4805230020	FLDNG CARTN BRD UNCT NESOI MULTIPLY 2 OUTR LVR BLC KG	422,086	315,000
4805230040	PPR/PPRBRD UNCT NESOI MULTIPLY 2 OUT LVR BLCH ROLL KG	3,009	11,773
4805290020	FOLDNG CARTON BRD UNCTD NESOI MULTIPLY UNBLCHD RLL KG	52,074	52,351
4805290040	PPR/PPRBRD UNCTD NESOI MULTIPLY UNBLCHD, ROLL/SHTS KG	216,966	165,087
4805300000	SULFITE WRAPPING PAPER UNCOATED IN ROLLS OR SHEETS KG	9,138	18,202
4805400000	FILTER PPR & PPRBRD EX KRAFT UNCTD IN ROLLS/SHEETS KG	132,168	1,784,486
4805500000	FELT PAPER/PAPERBOARD EX KRAFT UNCTD, ROLLS/SHEETS KG	30,522	20,706
4805604000	WRAPPING PPR EX KRAFT, UNCTD 150G/M2/LESS ROLL/SHT KG	2,110,837	3,784,499
4805606000	PPR/PBRD EX KRAFT UNCTD NESOI NT OV 30G/M2 RLL/SHT KG	8,184	23,993
4805609020	CORRUGATN MED PPR/PBRD UNCTD 31-150G/M2 EX KRF ETC KG	226,145	66,500
4805609500	PPR/PBRD EX KRAFT UNCTD NESOI 31-150G/M2 ROLL/SHTS KG	20,814	19,593
4805704040	LINERBRD EX KRF <80% CHEM SULFATE WDPL 151-224G/M2 KG	4,647,108	2,520,045
4805705000	PPR/PBRD EX KRAFT UNCTD NESOI 151-224G/M2 RLL/SHTS KG	10,411,624	9,375,380
4805804020	WET MACHINE BOARD UNCOATED 225G/M2/MORE ROLL/SHEET KG	6,434	2,645
4805805000	PPR/PBRD EX KRAFT UNCTD NESOI 225G/M2 > ROLLS/SHTS KG	347,678	511,974
4806200000	GREASEPROOF PAPER (AS MANUFACTURED) IN ROLLS/SHEET KG	3,912	13,000
4806300000	TRACING PAPERS IN ROLLS OR SHEETS KG	2,246	22,350
4807100000	PPR/PBRD LAMINATD INTRNL Y WITH BITUMEN TAR/ASPHALT KG	1,054,885	486,091
4807901000	STRAW PPR/PBRD NOT SURFACE-COATD/IMPREGNATD RLL/SH KG	21,447	16,954
4807905000	COMPOSITE PAPER/PPRBOARD NESOI NT IMPREGNTD ETC RL KG	242,634	239,141
4808100000	CORRUGATED PPR/PBRD, W/N PERFORATED NESOI ROLL/SHT KG	1,424,686	2,429,261
4808300000	KRAFT PPR/PBRD EX SACK, CREPE OR CRINKLED NESOI RL KG	10,324	14,000
4808900000	PAPER/PBOARD NESOI EMBOSSED OR PERFORATED ROLL/SHT KG	5,225,765	2,164,234
4809100000	CARBON/SIMILAR COPYING PAPERS IN ROLLS OR SHEETS KG	21,803	31,052
4809200000	SELF-COPY PAPER, IN ROLLS OR SHEETS KG	515,913	1,328,238
4809900000	COPYING/TRANSFER PAPER COATD/IMPREGNTD ROLL/SHEETS KG	600,858	642,153

TABLE 1 - SHIPMENTS OF MERCHANDISE FROM THE UNITED STATES TO PUERTO RICO,
BY COMMODITY:FISCAL YEAR 1999

COMM-CODE	COMMODITY AND UNIT OF QUANTITY	QUANTITY	VALUE-\$
4810112000	BASIC PPR SENSITIZED PHOTOGRAPHY COATD NOV 150G/M2 RL	M2	14,025
4810114000	PPR/PBRD WRITING ETC NESOI CLAY CTD NOV 150G/M2 ETC	KG	17,211,198
4810120000	PPR/PBRD WRITING ETC NESOI CLAY CTD OV 150G/M2 ETC	KG	1,947,854
4810210000	PAPER, LIGHT-WGH COATED WRITING ETC OVER 10% MECH	KG	821,154
4810290000	PPR/PBRD EX LT-WGH WRITING ETC CLAY CTD OV 10% MEC	KG	2,089,987
4810310020	KRFT FOLDNG CARTN STCK CLAY CTD BLCH 150 G/M2/LESS	KG	44,576
4810310040	KRFT BASE STCK TRAY CUP ETC CLAY CTD BLCH 150G/M2<	KG	59,658
4810310060	KRFT PPR/PBRD CLAY CTD BLCH NESOI 150G/M2/LESS RLS	KG	2,342,686
4810320020	KRFT FOLDNG CARTN BRD CLAY CTD BLCH OV 150G/M2 RLL	KG	1,555,432
4810390000	KRAFT PPR/PBRD EX GRAPHIC, CLAY CTD UNBLCH RLL/SHT	KG	895,851
4810910000	PPR/PBRD EX KRFT/GRPHC CLAY COATD MULTI-PLY RL/SHT	KG	335,388
4810990000	PPR/PBRD EX KRFT/GRPHC CLAY CTD NESOI ROLLS/SHEET	KG	83,996
4811100000	PPR/PBR COATD/IMPREG WITH TAR BITUMEN/ASPHALT NESOI	KG	85,532
4811210000	PPR/PBRD GUMMED/ADHESIVE PRESSURE-SENSITVE ROLL/SHT	KG	35,265
4811290000	PPR/PBRD, GUMMED OR ADHESIVE, NESOI, ROLLS/SHEETS	KG	67,504
4811312010	BASE STCK MLK CRTN/BEV CNT, CTD IMPRG COV PLASTICS	KG	827,140
4811312020	FLDNG CRTN STCK COATD ETC PLASTICS BLCH .3MM> THCK	KG	116,748
4811312030	BASE STCK FR TRAYS ETC CTD/IMPGR/COV PLASTIC .3MM>T	KG	444,514
4811312080	PPR/PBRD CTD/IMPGR/COV PLASTICS NESOI BLCH .3MM>TK	KG	17,147
4811314000	PPR/PBRD CTD/IMPGR/COV PLASTICS BLCHD >.3MM THK RLL	KG	19,401
4811392000	PRINTING PPR CTD/IMPGR/COV PLASTIC W/N BLC 150G/M2<	KG	2,189,119
4811400000	PPR/PBRD CTD/IMPGR/COV WTH WAX/STEARIN ETC RLL/SHTS	KG	155,335
4811903000	PPR/PPRBOARD, IMPREGNATED WITH LATEX, IN ROLL/SHEET	KG	514,794
4811909000	PPR/PBRD/CELLULOSE WADDNG & WEBS COAT/COV ETC NESOI	KG	279,351
4812000000	FILTER BLOCKS, SLABS AND PLATES, OF PAPER PULP	KG	158,175
4813100000	CIGARETTE PAPER IN THE FORM OF BOOKLETS OR TUBES	KG	29,880
4813200000	CIGARETTE PAPER IN ROLLS OF A WIDTH NOT OVER 5 CM	KG	235,299
4813900000	CIGARETTE PAPER, WHETHER OR NOT CUT TO SIZE, NESOI	KG	112,776
4814100000	INGRAIN PAPER WALLCOVERINGS	KG	42,580
4814200000	WALLPPR/SIMLR WALLCVRNG OF PPR COATED ETC PLASTICS	KG	29,683
4814300000	WALLPPR/SIMLR WALLCVRNG PPR COV WTH PLAITING MATERL	KG	29,574
4814900000	WALLPPR/SIMLR WALLCVRNG NESOI; PPR WINDW TRANSPAREN	KG	90,632
4815000000	FLOOR COVERINGS, PPR/PPRBOARD BASE, W/N CUT TO SZ	KG	148
4816100000	CARBON & SIMLR COPYING PAPERS, CUT TO SIZE/SHAPE	KG	184,978
4816200000	SELF-COPY PAPER, CUT TO SIZE OR SHAPE	KG	170,726
4816900000	TRANSFER PPRS CUT TO SIZE/SHAPE & PPR OFFSET PLATE	KG	375,010
4817100000	ENVELOPES OF PAPER/PAPERBOARD, FOR CORRESPONDENCE	THS	111,981
4817200000	PPR/PBRD LTTR CARD/PLAIN POSTCARD/CORRS CARD NESOI	KG	263,748
4817300000	PPR/PBRD BOXES/POUCHES/ETC CONT ASSORTMNT STATNRY	KG	809,712
4818100000	TOILET PAPER	KG	11,656,848
4818200020	TOWELS OF PAPER PULP/PAPER/CELLULOSE WADDING/WEBS	KG	4,957,810
4818200040	HANDKERCHIEFS & CLEANSING/FACIAL TISSUES PAPER ETC	KG	1,851,459
4818300000	TABLECLOTHS & TABLE NAPKINS OF PAPER, PPR PULP ETC	KG	788,579
4818402000	SANITARY PRODUCTS OF PAPER PULP	KG	358,754
4818404010	SANITARY NAPKINS/TAMPONS EX PPR PULP, OF PAPER ETC	KG	1,304,669
4818404030	DIAPERS & DIAPER LINERS EX PAPER PULP OF PAPER ETC	KG	13,177,234
4818404060	SANITARY PRODUCTS NESOI EX PPR PULP, OF PAPER ETC	KG	439,739
4818500000	ARTCLS OF APPAREL/CLOTHING ACCESSORS OF PAPER ETC	KG	608,635
4818900000	BED SHEETS & SIMLR HOUSEHLD/HOSPITAL ART PPR NESOI	KG	377,237
4819100020	SANITARY FOOD & BEV CNTNRS, CORRUGATED PPR/PPRBRD	KG	293,992
4819100040	CARTONS/BOXES/CASES OF CORRUGATED PPR/PBRD, NESOI	KG	7,338,086
4819200020	SANITARY FOOD & BEV CNTNRS NON-CORRUGATED PPR/PBRD	KG	412,233
4819200040	FLDNG CRTNS/BOXES/CASES OF NON-CORRUGATED PR NESOI	KG	4,718,100
4819300020	SHIPPING SACKS/MULTIWALL BAGS BASE WIDTH 40CM>, PPR	KG	104,768
4819300040	SACKS & BAGS, BASE WIDTH OF 40CM/MORE, PAPER NESOI	KG	1,956,871
4819400020	SHIPPING SACKS/MULTIWALL BAGS BASE WIDTH <40CM, PP	KG	100,315
4819400040	SACKS & BAGS, CONES, BASE WIDTH <40CM, PAPER NESOI	KG	578,873
4819502000	SANITARY FOOD & BEV CNTRS OF PAPER, PBRD ETC NESOI	KG	555,858
4819504020	FIBER DRUMS/CANS/TUBES & SIMLR CNTRS OF PAPER ETC	KG	930,525
4819504040	RIGID BOXES & CARTONS OF PAPER/PAPERBOARD, NESOI	KG	5,303,849
4819504060	PACKING CONTAINERS NESOI OF PAPER, PPRBRD, ETC	KG	800,267
4819600000	BOX FILES/LTTR TRAY/STORAGE BOX ETC, OFFICE/SHOPS	KG	412,811
4820100000	REGISTERS/ACCT BKS/NOTEBOOKS/LETTER PAD ETC PPR/PBRD	NO	1,309,819
4820200000	EXERCISE BOOKS, OF PAPER OR PAPERBOARD	NO	29,130
4820300020	LOOSE-LEAF BINDERS, OF PAPER OR PAPERBOARD	KG	195,780
4820300040	BINDERS EX LOOSELEAF/FOLDERS/FILE COVERS, PPR/PBRD	KG	179,952
4820400000	MANIFOLD BUSINESS FORMS/INTRLEAVD CARBON SETS PPR	KG	969,325
4820500000	ALBUMS FOR SAMPLES/COLLECTIONS OF PAPER/PAPERBOARD	NO	11,054
4820900000	BLOTTING PADS/BOOK COVERS/ARTCL STATNRY NESOI,PAPR	KG	120,086
4821100000	PAPER AND PAPERBOARD LABELS OF ALL KINDS, PRINTED	KG	2,724,500

**TABLE 1 - SHIPMENTS OF MERCHANDISE FROM THE UNITED STATES TO PUERTO RICO,
BY COMMODITY:FISCAL YEAR 1999**

COMM-CODE	COMMODITY AND UNIT OF QUANTITY	QUANTITY	VALUE-\$
4821902000	PAPER/PPRBOARD LABELS, UNPRINTED, PRESSURE-SENSITIVE	KG 1,068,070	2,839,248
4821904000	PAPER/PPRBOARD LABELS, UNPRINTED, NOT PRESSURE-SENSITIVE	KG 684,724	3,356,428
4822100000	BOBBINS/SIMILAR SUPPORTS FOR WINDING TEXTILE YARN, PPR	KG 199,726	1,005,946
4822900000	BOBBINS & SIMILAR SUPPORTS NESOI OF PPR PULP PPR ETC	KG 2,195,172	9,893,786
4823110000	GUMMED/ADHESIVE PPR STRIP/ROLL PRESS-SENSITIVE LABEL	KG 249,609	1,368,118
4823180000	GUMMED/ADHESIVE PPR STRIP/ROLL NOT PRESS-SENSITIVE LABEL	KG 174,705	1,427,840
4823201000	PAINT FILTERS AND STRAINERS, PAPER CUT TO SIZE	KG 72,935	187,811
4823209000	FILTER PAPER & PAPERBOARD CUT TO SIZE/SHAPE NESOI	KG 118,748	599,899
4823400000	ROLL/SHEET/DIAL PRINTED FOR SELF-RECORDING APPR, PPR	KG 94,684	385,350
4823510000	PPR/PBRD FOR GRAPHICS NESOI PRINT/EMBOSSED ETC CUT SIZE	KG 1,521,827	2,331,040
4823592000	BASIC PAPER TO BE SENSITIZED FOR PHOTOGRAPHY CUT SIZE	KG 141,579	222,637
4823594020	PPR/PBRD FOR GRAPHIC ETC CONT 25% MORE COTTON, CUT	KG 287,548	385,435
4823594040	PPR/PBRD FOR GRAPHIC ETC NESOI CUT TO SIZE/SHAPE	KG 10,321,402	10,114,563
4823600020	CUPS & ROUND NESTED FOOD CONTAINERS OF PAPER/PPRBOARD	KG 4,857,423	10,914,851
4823600040	TRAYS/DISHES/PLATES ETC NESOI OF PAPER/PPRBOARD	KG 2,225,562	3,376,913
4823700000	MOLDED OR PRESSED ARTICLES OF PAPER PULP	KG 259,712	459,248
4823903000	CARDS, NOT PUNCHED FOR PUNCH CARD MACHINE, PPR/PBRD	KG 34,242	199,691
4823908550	ARTICLES OF PPR PULP/PPR/PBRD/CELLULOSE ETC NESOI	KG 4,219,008	8,094,404
	PRINTED BOOKS, NEWSPAPERS, PICTURES AND OTHER PRODUCTS OF THE PRINTING INDUSTRY;MANUSCRIPTS,TYPESCRIPTS AND PLANS.....	TOTAL	78,595,501
4901100000	PRINTED BOOKS/BROCHURES/LEAFLETS ETC,SINGLE SHEETS	KG 654,690	3,624,177
4901910020	DICTIONARIES (INCLUDING THESAURUSES)	NO 110,193	376,800
4901910040	ENCYCLOPEDIAS AND SERIAL INSTALLMENTS THEREOF	NO 553	5,924
4901990010	TEXTBOOKS	NO 2,052,096	10,185,671
4901990020	NEWSPAPER/JOURNALS/PERIODICALS BOUND EX PAPER, SET	NO 94,701	183,362
4901990030	DIRECTORIES	NO 1,482,486	1,919,389
4901990040	BIBLES/TESTAMENTS/PRAYER BOOKS OTH RELIGIOUS BOOKS	NO 367,982	535,492
4901990050	TECHNICAL, SCIENTIFIC AND PROFESSIONAL BOOKS	NO 344,981	1,899,385
4901990055	ART AND PICTORIAL BOOKS PRINTED NOT SINGLE SHEETS	NO 46,589	74,530
4901990070	HARDBOUND BOOKS, NESOI	NO 1,691,577	3,477,145
4901990075	RACK SIZE PAPERBOUND BOOKS, NESOI	NO 289,465	392,550
4901990091	PRINTED MATTER NOT OVER 4 PAGES EACH EXCL COVERS NESOI	NO 786,362	481,276
4901990092	PRINTED MATTER NESOI 5-48 PAGES EACH EXCL COVERS	NO 244,132	196,603
4901990093	PRINTED MATTER NESOI 49 OR MORE PAGES EACH EX COVERS	NO 798,478	513,052
4902100000	NEWSPAPERS, JOURNALS, PERIODICALS, 4 TIMES A WEEK	KG 42,025	58,220
4902902020	NEWSPAPERS APPEARING LESS THAN FOUR TIMES A WEEK	KG 1,174,038	1,610,084
4902902040	BUSINESS ETC PERIODICALS, NESOI SINGLE ISSUES TIED	NO 1,203,258	1,815,565
4902905000	JOURNALS/PERIODICALS NESOI, INCL SINGLE ISSUES TIED	NO 8,798,141	15,014,368
4903000000	CHILDREN'S PICTURE, DRAWING OR COLORING BOOKS	NO 557,716	366,914
4904000020	SHEET MUSIC WITH STAPLED/FOLDED NOT OTHERWISE BOUND	KG 1,100	18,484
4904000040	MUSIC NESOI PRINTED/MANUSCRIPT, BOUND/ILLUSTRATED	NO 4,636	37,768
4905910000	MAPS, CHARTS, ATLASES ETC NESOI PRINTED, BOOK FORM	NO 9,303	51,893
4905990000	MAPS, CHARTS, ATLASES ETC, PRINTED, NESOI	KG 4,978	57,585
4906000000	PLANS, DRAWINGS FOR ARCHITECTURAL, ETC PURPOSES	KG 1,625	119,026
4907000000	UNUSED POSTAGE, BANKNOTES, CHECK FORMS, STOCK, ETC	KG 93,157	1,162,112
4908100000	TRANSFERS (DECALOMANIAS), VITRIFIABLE	KG 3,157	67,804
4908900000	TRANSFERS (DECALOMANIAS), NESOI	KG 8,423	462,064
4909002000	POSTCARDS, PRINTED OR ILLUSTRATED	THS 2,326	23,744
4909004020	GREETING CARDS, PRINTED	THS 235,804	2,582,776
4909004040	CARDS, PRINTED, NESOI	THS 57,289	67,290
4910000000	CALENDARS, CALENDAR BLOCKS OF ANY KIND, PRINTED	KG 112,403	440,681
4911100050	CATALOGS, PRINTED	KG 1,909,069	8,791,267
4911100090	TRADE ADVERTISING MATERIAL, PRINTED, NESOI	KG 1,088,366	7,460,228
4911910020	POSTERS, PRINTED	KG 7,680	172,401
4911910040	PICTURES, DESIGNS AND PHOTOGRAPHS, PRINTED, NESOI	KG 79,331	651,638
4911990000	PRINTED MATTER, NESOI	KG 2,202,123	13,698,243
	TEXTILES AND TEXTILES ARTICLES.....	TOTAL	671,184,037
	SILK.....	TOTAL	3,114,370
5001000000	SILKWORM COCOONS SUITABLE FOR REELING	KG 23,596	62,463
5002000000	RAW SILK (NOT THROWN)	KG 240,550	748,147
5003100000	SILK WASTE, NOT CARDED OR COMBED	KG 785	25,164
5004000000	SILK YARN NOT PUT UP FOR RETAIL SALE	KG 1,084	72,053
5005000000	YARN SPUN FROM SILK WASTE NOT PUT UP FOR RETAIL SALE	KG 63	3,016

TABLE 1 - SHIPMENTS OF MERCHANDISE FROM THE UNITED STATES TO PUERTO RICO,
BY COMMODITY:FISCAL YEAR 1989

COMM-CODE	COMMODITY AND UNIT OF QUANTITY	QUANTITY	VALUE-\$
5006000000	SILK YARN&YARN/SILK WASTE,RETAIL SALE,SILKWORM GUT	KG 9	3,859
5007100000	WOVEN FABRICS OF NOIL SILK	M2 77,227	1,045,544
5007200000	OTHER FABRICS >=85% SILK/SILK WASTE, NOT NOIL SILK	M2 82,161	947,912
5007900000	WOVEN FABRICS OF SILK OR SILK WASTE - OTHER NESOI	M2 42,548	206,212
	WOOL,FINE OR COARSE ANIMAL HAIR; HORSEHAIR YARN AND WOVEN FABRIC..... TOTAL		380,762
5101110000	SHORN WOOL,NOT CARDED/COMBED,GREASY,INC FLEECE-WSH	CYK 3,678	13,500
5103100000	NOILS OF WOOL OR OF FINE ANIMAL HAIR	KG 6,350	39,182
5108100000	YARN OF CARDED FINE ANIMAL HAIR, NOT FOR RETAIL	KG 5,489	23,972
5109100000	WOOL/FINE ANIMAL HAIR YARN,RETAIL SALE,>=85% W/FAH	KG 443	4,151
5109900000	WOOL/FINE ANIMAL HAIR YARN, RETAIL SALE,<85% W/FAH	KG 26,087	250,667
5112110000	WOVN FBRC CMB WOOL/FN ANML HR>=85% WL/FAH<200 G/M2	M2 4,987	49,330
	COTTON..... TOTAL		90,650,348
5201001025	COTTON, NOT CARDED/COMBED,STP LGN < 25.4 MM-1 INCH	RBA 4,287	1,529,891
5201001090	COT,NOT CARDED/COMBED,STP LGH >25.4 AND <28.58 MM	RBA 591	153,918
5201002030	COTTON,NOT CARDED/COMBED;AMERICAN PIMA, >=28.58 MM	RBA 66	14,746
5201009000	OTHER COTTON,NOT CARDED/COMBED,STAPLE > = 28.58 MM	RBA 195	58,025
5202100000	COTTON WASTE: YARN WASTE (INCLUDING THREAD WASTE)	KG 30,530	124,156
5202900000	COTTON WASTE,OTHER THAN YARN WASTE+GARNETTED STOCK	KG 113,385	300,576
5203000000	COTTON, CARDED OR COMBED	KG 707,006	1,318,803
5204110000	COTTON SEWING THREAD,NOT RETAIL,>85% BY WGT COTTON	KG 562,973	2,856,166
5204190000	COTTON SEWING THREAD,NOT RETAIL,<85% BY WGT COTTON	KG 104,236	336,438
5204200000	COTTON SEWING THREAD, PUT UP FOR RETAIL SALE	KG 228,264	1,346,680
5205110000	COT YARN,SINGLE,UNCOMBD,>=85%COT,NOT RETAIL,<=14NM	KG 25,603	130,774
5205140000	COT YRN,SNGL,UNCOMBD,>=85%COT,NT RETAIL,>52NM<=80NM	KG 82	3,287
5205210000	COTTON YRN,SINGLE,COMBD,>=85%COT,NOT RETAIL,<=14NM	KG 1,901	11,318
5205280000	COT YRN,SNGL,COMB,>=85%COT,NT RETL, >120NM	KG 323	2,921
5205410000	COT YRN,MULTIPLE,COMBED,>=85%COT,NOT RETAIL,<=14NM	KG 84,614	741,693
5205420000	COT YRN,MULTI,COMBD,>=85%COT,NT RETAIL,>14NM<=43NM	KG 10,921	117,812
5205430000	COT YRN,MULTI,COMBD,>=85%COT,NT RETAIL,>43NM<=52NM	KG 251,395	1,392,307
5206210000	COTTON YARN,SINGLE,COMBD,<85%COT,NOT RETAIL,<=14NM	KG 19,036	88,438
5206220000	COT YRN,SNGL,COMBD,<85%COT,NOT RETAIL,>14NM<=43NM	KG 4,617	37,402
5206230000	COT YRN,SNGL,COMBD,<85%COT,NOT RETAIL,>43NM<=52NM	KG 14,615	40,671
5206320000	COT YRN,MULTI,UNCOMB,<85%COT,NT RETAIL,>14NM<=43NM	KG 1,126	3,795
5207100000	COT YARN,NOT SEWING THREAD,FOR RETAIL SALE=>85%COT	KG 31,280	178,679
5207900000	COT YARN,NOT SEWING THREAD,FOR RETAIL SALE,<85%COT	KG 5,081,247	20,267,426
5208112020	POPLIN/BRDCLTH,UNBLCH,>=85%COT,<=100G/M2,<=43#,P/W	M2 631,625	6,231,073
5208112040	SHEETING,PLN/WV,UNBLCHD,>=85%COT,<=100G/M2,<=43#	M2 1,192,804	3,308,466
5208112090	OTHER PLAIN WV,UNBLEACHED,>=85%COT,<=100G/M2,<=43#	M2 199,644	531,280
5208114020	POPLN/BRDCLTH,P/W,UNBLCH,>=85%COT,<=100G/M2,44-68#	M2 181,195	422,763
5208114040	SHEETING,PLN/WV,UNBLCHD,>=85%COT,<=100G/M2,44-68#	M2 27,548	56,684
5208118020	POPLN/BRDCLTH,P/W,UNBLCH,>=85%COT,<=100G/M2,>=69#	M2 38,749	303,958
5208119000	OTHER PLAIN WV,UNBLEACHED,>=85%COT,<=100G/M1,>=69#	M2 170,775	262,796
5208124020	POPLN/BROADC,UNBL,>=85%COT,>100<=200G/M2,<=43#,P/W	M2 8,908	120,365
5208124040	SHEETING,PLN/WV,UBLCH,>=85%COT,>100<=200G/M2,<=43#	M2 44,501	89,000
5208126020	POPLN/BRDCL,P/W,UNBL,>=85%COT,>100<=200G/M2,44-68#	M2 4,681	109,722
5208126040	SHEETING,PLN/WV,UNBL,>=85%COT,>100<=200G/M2,44-68#	M2 199,814	384,368
5208126080	PRNTCLTH,PLN/WV,UNBL,>=85%COT,>100<=200G/M2,44-68#	M2 146,842	356,175
5208128090	WOV FAB COT UBL N <100G/M2 >43 <69 PLAIN WEAVE OT	M2 911,129	2,773,997
5208128090	OTHER PLAIN WV,UNBLCH,>=85%COT,>100<=200G/M2,>=69#	M2 40,452	80,904
5208192000	SATIN/TWILL WEAVE FABRICS,UNBLCH=>85%COT,<=200G/M2	M2 18,053	76,770
5208199000	OTHER WOVEN COT FABRICS,UNBLCH=>85%COT<=200G/M2	M2 316,495	600,807
5208212020	POPLN/BRDCLTH,P/W,BLCHD,>=85%COT,<=100G/M2,<=43#	M2 114,325	229,031
5208214060	PRINTCLOTH,PLN/WV,BLCHD,>=85%COT,<=100G/M2,44-68#	M2 19,883	34,923
5208216090	OTHER PLAIN WEAVE,BLEACHD,>=85%COT,<=100G/M2,>=69#	M2 786	3,469
5208224090	OTHER PLAIN WV,BLCHD,>=85%COT,>100<=200G/M2,<=43#	M2 11,103	18,000
5208226020	POPLN/BRDCL,P/W,BLCH,>=85%COT,>100<=200G/M2,44-68#	M2 1,480,122	6,769,604
5208226080	PRNTCLTH,PLN/WV,BLCH,>=85%COT,>100<=200G/M2,44-68#	M2 100,629	316,162
5208226090	OTHER PLAIN WV,BLCHD,>=85%COT,>100<=200G/M2,44-68#	M2 146,806	1,074,180
5208228090	OTHER PLAIN WEAV,BLCH,>=85%COT,>100<=200G/M2,>=69#	M2 10,780	4,743
5208230000	3 OR 4-THREAD TWIL(INC CROSS)BLCH=>85%COT<=200G/M2	M2 16,589	14,861
5208299000	OTHER WOVEN COT FABRICS,BLCHD,>=85%COT<=200G/M2	M2 12,317	29,084
5208325090	OTHER PLAIN WEAVE,DYED=>85%COT,>100<=200G/M2,>=69#	M2 2,002	28,900
5208392000	SATIN/TWILL WEAVE FABRICS, DYED,>=85%COT,<=200G/M2	M2 26,050	229,000
5208399000	OTHER WOVEN COTTON FABRICS,DYED,>=85%COT,<=200G/M2	M2 6,355	15,000
5208429000	WOV COT FAB, 85% COT YN DY PL MA OV 100-200 G/M2	M2 10,451	14,861

TABLE 1 - SHIPMENTS OF MERCHANDISE FROM THE UNITED STATES TO PUERTO RICO,
BY COMMODITY:FISCAL YEAR 1999

COMM-CODE	COMMODITY AND UNIT OF QUANTITY	QUANTITY	VALUE-\$
5208430000	WOV FAB COT WGT <=200G/M2 3-4 THRD TWL YR DF CL	M2	8,317
5208499000	WOV COT FAB, 85% COT YN DY NPL MA OV 100-200 G/M2	M2	2,477
5208518020	WOV FAB COT CON >85% WGT COT <100G/M2 #>68 POP/BCL	M2	12,356
5208523090	WOV FAB COT CON >85% WGT COT >100G/M2 #43 OR < OTH	M2	2,604
5208524020	WOV FAB COT CON >85% WGT COT >100G/M2 #44-68 PL/BC	M2	34,500
5208524040	WOV FAB COT CON >85% WGT COT >100G/M2 #44-68 SHEET	M2	2,004
5208592000	WOV COT FAB, 85% COT,PRINT SATIN ETC NOV G/M2	M2	3,027
5208599000	WOV COT FAB, 85% COT PRINT NOT PL NESOI NOV200G/M2	M2	121,659
5209110020	WOV FAB COT 85% COT >200G/M2 UNBL PLN WV POP/BRDC	M2	337,849
5209110040	WOV COT FAB, 85% COT, UNBL PL DUCK >200 G/M2 SHEET	M2	63,404
5209110080	WOV COT FAB 85% COT UNBL PL WV >200 G/M2 OT P WV D	M2	60,379
5209120000	WOV COT FAB, 85% COT, UNB 3-OR4-TH TWILL OV200G/M2	M2	9,805
5209190070	WOV COT FAB, 85% COT, UNBL NOPLWV NESOI OV 200G/M2	M2	73,730
5209210020	WOV FAB COT 85% COT >200G/M2 BLCH PLN WV POP/BRDC	M2	6,615
5209210060	WOV COT FAB 85% COT BL PL WV >200 G/M2 OT INCL PWD	M2	2,977
5209290030	WOV COT FAB, 85% COT, BL SATIN ETC OVER 200 G/M2	M2	2,102
5209290070	WOV COT FAB 85% COT, BL NOTPLWV NESOI OV 200 G/M2	M2	5,208
5209318090	WOV COT FAB 85% COT DYED PL WV > 200 G/M2 OT I PWD	M2	6,680
5209390030	WOV COT FAB, 85% COT DY SATIN ETC OVER 200 G/M2	M2	57,399
5209390070	WOV COT FAB 85% COT, DY NOTPLWV NESOI OV 200 G/M2	M2	11,521
5209420030	WOV FAB COT >85% COT >200G/M2 YR D C D <=360G/M2	M2	1,817,366
5209420050	WOV FAB COT >85% COT >200G/M2 YR DF C D >360G/M2	M2	5,929,501
5209490000	WOV COT FAB >85% COT YN DY >200 G/M2 OTH FABRICS	M2	24,376
5209590070	WOV COT FAB 85% COT, PR NOTPLWV NESOI OV 200 G/M2	M2	4,442
5210114020	WOV FAB COT CON <85% WGT COT <200G/M2 #<44 POP/BRD	M2	35,580
5210199000	WOV COT FAB UN85% COTMMF UNB NOPL NESOI NOV200G/M2	M2	10,425
5210216090	WOV FAB COT CON <85% WGT COT <200G/M2 #44-68 OTHER	M2	731,523
5210399000	WOV COT FAB UN85% COTMMF DY NOPL NESOI NOV200G/M2	M2	2,226
5210499000	WOV COT FAB UN85% COTMMF YNDY NOPL NESOI NOV200G/M2	M2	2,013
5210516060	WOV FAB COT CON <85% WGT COT <200G/M2 #44-68 PRCL	M2	10,000
5210516090	WOV FAB COT CON <85% WGT COT >200G/M2 #44-68 OTHER	M2	13,620
5210599000	WOV COT FAB UN85% COTMMF PR NOPL NESOI NOV200G/M2	M2	402,282
5211110040	WOV COT FAB <85% COT M MMF UNBL PL WV <200G/M2 SHT	M2	180,309
5211110090	WOV COT FAB <85% COT M MMF UNBL PL WV <200G/M2 OTH	M2	32,355
5211190030	WOV COT FAB UN85% COTMMF UNBL SATIN ETC OV200G/M2	M2	1,046
5211190070	WOV COT FAB UN85% COTMMF UNBL NOPL NESOI OV200G/M2	M2	2,458
5211210090	WOV COT FAB <85% COT M MMF BL PL W <200 G/M2 SHEET	M2	2,176,669
5211290070	WOV COT FAB UN85% COTMMF BL NOPL NESOI OV 200 G/M2	M2	1,189,379
5211310020	WOV FAB COT <85% COT >200G/M2 DYE PLN WV POP/BRDC	M2	134,948
5211390070	WOV COT FAB UN85% COTMMF DYE NOPL NESOI, OV200G/M2	M2	12,121
5211410000	WOV COT FAB <85% COT MIXD MMF YN DY PL WV >200G/M2	M2	1,656
5211420030	WOV FB CT <85% CT MX MMF >200<=300G/M2 YDF DNM	M2	3,993
5211490000	WOV COT FAB <85% COT M MMF YDC >200G/M2 OT FABRICS	M2	117,966
5211510020	WOV FAB COT <85% COT >200G/M2 PRTD PLN WV POP/BRDC	M2	102,675
5211510090	WOV COT FAB <85% COT M MMF PR PL WV > 200G/M2 OTH	M2	18,355
5211590070	WOV COT FAB UN85% COTMMF PR NOPL NESOI, OV200G/M2	M2	68,066
5212130000	WOV COT FAB UN85% COT NESOI, DYED NOV 200 G/M2	M2	976
5212140000	WOV COT FAB UN85% COT NESOI, YN DY NOV 200 G/M2	M2	3,313
5212150000	WOV COT FAB UN85% COT NESOI, PRINT, NOV 200 G/M2	M2	696
5212210000	WOV COT FAB UN85% COT NESOI, UNBL OV 200 G/M2	M2	3,315
5212240000	WOV COT FAB UN85% COT NESOI, YN DY OV 200 G/M2	M2	5,765
OTHER VEGETABLE TEXTILE FIBERS;PAPER YARN AND WOVEN FABRICS OF PAPER YARN..... TOTAL			2,835,772
5302100000	TRUE HEMP RAW/PROCESS NT SPUN; TOW & WSTE RAW/RETT	KG	78,696
5304900000	SISAL OTH TEXT FIB GEN AGAVE TOW WASTE NT SP OTHER	KG	4,814
5305990000	RAMIE OTH VEG FIB TOW YN WAST EX COCO ABACA, OTHER	KG	18,854
5306200000	FLAX YARN, MULTIPLE (FOLDED) OR CABLED	KG	8,738
5308100000	YARN OF OTHER VEGETABLE TEXTILE FIBERS; COIR YARN	KG	441
5308900000	YARN OF OTHER VEGETABLE TEXTILE FIBERS; NESOI	KG	264,029
5309110000	WOV FAB >=85% FLAX UNBLEACHED OR BLEACHED	M2	62,974
5309290000	WOVEN FABRICS <85% BY WEIGHT OF FLAX OTHER	M2	54
5311000000	WOV FAB OF OT VEG TEXTILE FIB WOV FAB OF PPR YARN	KG	992
MAN-MADE FILAMENTS..... TOTAL			61,231,953
5401100000	SEWING THREAD SYNTHETIC FILAMENTS, FOR RETAIL SALE	KG	9,590
5402200000	SYN FIL YARN EX SEWING NO RETAIL, POLYESTER	KG	1,535
5402310000	SYN FIL YN EXSEW NO RT TX NYLON YN NOV 500 DECITEX	KG	10,277,342

TABLE 1 - SHIPMENTS OF MERCHANDISE FROM THE UNITED STATES TO PUERTO RICO,
BY COMMODITY:FISCAL YEAR 1999

COMM-CODE	COMMODITY AND UNIT OF QUANTITY	QUANTITY	VALUE-\$
5402320000	SYN FIL YN EXSEW NO RT TX NYLON YN OV 500 DECITEX	KG 45,408	140,415
5402330000	SYN FIL YN EXSEW NO RT TX POLYESTER	KG 327,957	934,942
5402390000	SYN FIL YN EXSEW NO RT TEXT NESOI	KG 308,497	776,887
5402410010	SYN FIL YN EXSEW NO RT SING,MULT UNTW/TW >=5 N	KG 3,124	19,510
5402410030	SYN FIL YN EXSEW NO RT SING,MON,MULT UNTW/TW >=5 N	KG 9,836	149,570
5402420000	POLYESTER PART ORIENT UNTWST/TWST YN NT>50 TURNS/M	KG 730	16,723
5402490010	SYN FIL YN EXSEW NO RT SING <5TNS/M2 POLYPROP,ETHY	KG 2,007	13,652
5402490070	SYN FIL YN EXSEW NO RT SING,MULT TWT >=5 TRN PROPL	KG 41	2,939
5402510000	NYLON FILAMENT YN TWIST >50 TURNS/M NT RETAIL SALE	KG 1,927	33,830
5402610000	NYLON FILAMENT YARN MULTIPLE/CABLED NT RETAIL SALE	KG 284	6,895
5402620000	POLYESTERS FILMT YN MULTIPLE/CABLED NT RETAIL SALE	KG 203	5,463
5402690000	SYN FILA YN EXC NYLON/POLYESTERS MULTIPLE/CABLED	KG 2,657	12,518
5403100000	ART FIL YN EX SEW NO RET HI TEN VISC RAYON	KG 47,588	102,861
5403320000	VISCOSE RAYON TWIST >120 TURNS/M YN NT RETAIL SALE	KG 993	5,221
5403490000	ART FILA EXP VISCOSE RAYON/ACETATE MULTIPLE/CABLED	KG 23,202	81,429
5404101000	SYNTHETIC MONOFILAMENT RACHET STRINGS X-DIMEN >1MM	KG 693	12,784
5404108005	SYNTHETIC MONOFILAMENT,X-DIMEN >1MM,ELASTOMERIC YN	KG 12,158	235,004
5404108020	NYLON MONOFILAMENT OF >67 DECITEX X-DIMENSION >1MM	KG 68,941	1,069,819
5404108040	POLYESTER MONOFILAMENT OF >67 DECITEX X-DIMEN >1MM	KG 34	3,558
5404108080	SYNTHETIC MONOFILAMENT EXP NYLON OR POLYESTER YARN	KG 4,440	25,849
5404900000	SYNTHETIC STRIP WIDTH NOT > 5MM	KG 58,887	114,030
5406100090	SYN FIL YRN RETAIL SALE EXC ACRYLIC AND POLYESTERS	KG 8,742	43,879
5407100000	WOV FAB SYN FIL HI TEN NYLON ETC AND POLYESTER	M2 1,448,781	3,082,638
5407200000	SYNTHETIC FILAMENT YARN FABRIC FROM THE STRIP	M2 274,845	1,321,950
5407410000	WOV FAB SYN FIL YN NESOI 85% NYLON UNBL AND BLEACH	M2 286,135	303,095
5407430000	WOV FAB SYN FIL YN NESOI 85% NYLON ETC YARN DYED	M2 1,460	6,871
5407510000	WOV FAB SYN FIL YN NESOI 85% TEX POLYESTER BL UNBL	M2 17,308	63,673
5407520000	WOV FAB SYN FIL YN NESOI 85% TEX POLYESTER DYED	M2 22,282	35,191
5407530000	WOV FAB SYN FIL YN NESOI 85% TEX POLYESTER YN DYED	M2 11,501	17,400
5407610000	WOV FAB CONT 85% OR > BY WGT NONTEXTURED POLY FILA	M2 3,496,275	8,677,327
5407691000	WOV FAB OF SYN FILAMENT YRN UNBLEACHED OR BLEACHED	M2 2,522	3,738
5407694500	WOV FAB OF SYN FIB OTH WOV FAB OF YRNS OF DIF CLRS	M2 8,500	4,363
5407710000	WOV FAB SYN FIL YN NESOI 85% SYN FIL NESOI UNBL BL	M2 46,140	148,896
5407720000	WOV FAB SYN FIL YN NESOI 85% SYN FIL NESOI DYED	M2 1,188	2,571
5407730000	WOV FAB SYN FIL YN NESOI 85% SYN FIL NESOI YN DYED	M2 32,848	150,152
5407740000	WOV FAB SYN FIL YN NESOI 85% SYN FIL NESOI PRINTED	M2 2,843	6,108
5407810000	WOV FAB SYN FIL YN NESOI UN85% SYN FIL COT UNBL BL	M2 3,518	5,617
5407820000	WOV FAB SYN FIL YN NESOI UN85% SYN FIL COT DYED	M2 5,120	108,015
5407830000	WOV FAB SYN FIL YN NESOI UN85% SYN FIL COT YN DYED	M2 1,888	7,318
5407840000	WOV FAB SYN FIL YN NESOI UN85% SYN FIL COT PRINTED	M2 48,349	74,004
5407910000	WOV FABRIC SYNTH FILAMENT YARN NESOI UNBL BLEACHED	M2 18,110	123,582
5407930000	WOV FABRIC SYNTH FILAMENT YARN NESOI YARN DYED	M2 2,763	97,151
5408100000	WOVEN FAB OF VISCOSE RAYON, HIGH TENACITY YARN	M2 8,176	25,786
5408210000	WOV FAB ART FIL EX RA 85% ART FIL UNBL BL	M2 76,724	167,399
5408330000	WOV FAB ART FIL EX RA 85% ART FIL NESOI YN DYED	M2 1,124	2,800
5408340000	WOV FAB ART FIL EX RA 85% ART FIL NESOI PRINTED	M2 206,121	513,280
MAN-MADE STAPLE FIBERS..... TOTAL			41,060,415
5501200000	SYNTHETIC FILAMENT TOW OF POLYESTERS	KG 69,108	277,615
5502000000	ARTIFICIAL FILAMENT TOW	X	1,676,857
5503100000	SYN STP FIB NT CRD, CMB OR PRSD SPNG: NYL/ OT PLYM	KG 6,992	27,874
5503200000	SYN STP FIB NT CRD, CMB OR PRSD SPNG: OF POLYESTER	KG 1,986	2,800
5503400000	SYN STP FIB NT CRD, CMB OR PRSD SPNG: POLYPROPYLENE	KG 25,034	98,199
5503900000	SYN STP FIB NOT CARD, CMB OR PRSD SPNG: NESOI	KG 8,070	32,940
5504100000	ARTIF STP FIB NT CRD, CMB OR PRSD SPNG: VIS RAYON	KG 57,978	42,497
5505100060	WASTE NOILS YARN WST & GARN STCK MMF SYN FIB NESOI	KG 1,026	3,269
5506100000	SYN STP FIB CRD CMB OR PRS SPNG NYL OR OTH PLYAMD	KG 118,884	329,461
5506200000	SYN STPL FIB CRD CMB OR PRCD SPNG OF POLYESTER	KG 153,931	360,409
5506900000	SYNT STP FIB CARD COMB OR OTRWS PRSD SPNG NESOI	KG 20,046	27,246
5508100000	SEW THD MMF STPL FIB WTH NT RETAIL SALE SYN STP FB	KG 189,329	2,798,226
5508200000	SEW THD MMF STPL FIB WTH NT RETAIL SALE ART STP FB	KG 33,667	279,203
5509110000	YRN N SWG TD SY ST FB N RTL SL >=85% ST F N/P SG Y	KG 1,670	11,214
5509220000	YRN N SWG TD SY ST FB N RTL SL >=85% P ST F M/C YR	KG 690	3,839
5509310000	YRN N SWG TD SY ST FB N RTL SL >=85% AC/MAC SFSY	KG 737,660	4,275,149
5509510000	YR N SW THD SYN ST FB N RT SL PLY S F MIX M/S ART	KG 4,711	63,019
5509530000	YRN N SW TH SYN ST FB N RT SL PLY S F MIX M/S COTN	KG 18,485	46,392
5509590000	YRN N SW TD SY ST F N RTL SL OT YR POLY ST F NESOI	KG 2,460,091	7,899,278
5509610000	YR N SWG TH SYN ST FB N RT SL O Y AC/MAC M/WFAH	KG 10,331	20,584
5509620000	YR N SWG TH SYN ST FB N RT SL O Y AC/MAC MX COTTON	KG 172,159	643,703

TABLE 1 - SHIPMENTS OF MERCHANDISE FROM THE UNITED STATES TO PUERTO RICO,
BY COMMODITY:FISCAL YEAR 1999

COMM-CODE	COMMODITY AND UNIT OF QUANTITY	QUANTITY	VALUE-\$
5509690000	YRN N SW TH SYN STP FIB N RT SL AC/MA STP FIB OTHR	KG 7,925	34,933
5509910000	YRN N SWG TH SYN STP FB N RTL SL OTH YRN MX WL/FAH	KG 716	6,659
5510300000	YRN N SWG THD ART STP FB N RT SL OT YRN M/S COTTON	KG 426	4,161
5510900000	YRN NT SWG THD ART STP FIB NT RTL SL OT YRN NESOI	KG 2,565	11,867
5511100000	YRN N SW TH MM ST FIB RT SL SYN STP FIB >=85% S FB	KG 11,558	15,000
5511300000	YRN NT SWG TH MMF STP FIB PT UP RT SL ART STP FIB	KG 286	2,736
5512190000	WOV FAB >=85% SYNTH ST FB POLY STP FIBER OTHER	M2 195,833	411,222
5512210000	WOV FAB >=85% SYN ST FB >=85% ACR/MACR S F UBL/BLC	M2 3,914	6,600
5512290000	WOV FAB >=85% SYN ST FB >=85% ACR/MAC S F OTHER	M2 22,785	38,439
5512910000	WOV FAB >=85% SYN ST FIB OTHER UNBLEACH/BLEACHED	M2 18,793	81,900
5512990000	WOV FAB >=85% SYNTHETIC STP FIB OTH NESOI	M2 3,653,291	20,447,502
5513190000	WV FB SYN SF <85% S F M COT WT<170G/M2 U/B OT WV F	M2 525,274	646,262
5513210000	WV FB SYN SF <85% S F M COT WT<170G/M2 DY PY SF PW	M2 5,043	4,640
5513220000	WOV FB SYN F <85% MX CT <=170G/M2 DYED 3-4 T TW	M2 2,436	3,580
5513310000	WV FB SYN S F <85% MX CT <=170G/M2 YDF PY ST FB PW	M2 91,261	109,468
5513410000	WV FB SYN SF <85% S F M M/S COT <=170G/M2 PRT PSFP	M2 2,557	9,028
5513490000	WV FB SYN SF <85% S F M M/S CT <=170G/M2 PRT OT WF	M2 17,307	23,224
5514130000	WV FB SYN S F <85% SF M COT WT>170G/M2 U/B OWFPSF	M2 1,500	5,670
5514490000	WV FB SYN SF <85% S F M M/S CT > 170G/M2 PRT OT WF	M2 2,023	4,350
5515110000	OTH WV FAB SYN PLY ST FB MX M/S VIS RAY STAPLE FIB	M2 1,815	7,626
5515120000	OTH WOV FAB SYN POLY ST FB MIX M/S MNM FILAMENTS	M2 1,428	2,600
5515190000	OTH WOV FAB OF SYN POLY STPL FIBR OTHER NESOI	M2 6,482	15,763
5515290000	OTH WOV FAB SYN ACR/MACR STAPLE FIBERS OTHR-NESOI	M2 25,421	46,000
5515990000	OTHER WOV FAB OF SYNTHETIC STPL FIBERS OTHER-NESOI	M2 52,575	112,198
5516130000	WOV FABRC,ARTFCL STAPL FBR,YRN DIF COLR>85% BY WGT	M2 8,282	18,095
5516410000	UNBL/BLCH WV FAB,ARTF STPL FBR<85%ASF,MIX W/COTTON	M2 6,719	15,717
5516940000	OTHER PRNTD WOVN FABRICS,ARTIFCL STAPLE FIBR,NESOI	M2 26,858	55,600
WADDING,FELT AND NONWOVENS;SPECIAL YARNS;TWINE,CORDAGE,ROPES AND CABLES AND ARTICLES THEREOF.....		TOTAL	10,306,429
5601100000	SANITARY NAP & TAMP, DIAP & LINER & SIMI ARTI WAD	KG 207,459	729,595
5601210000	WADDING; OTHER ARTICLES OF WADDING OF COTTON	KG 3,438	52,802
5601220000	WADDING; OTHER ARTICLES OF WADDING OF MANMADE FIB	KG 117,044	1,160,987
5602100000	NEEDLELOOM FELT AND STITCH-BONDED FIBER FABRICS	KG 135,257	331,050
5602210000	OTH FELT NT IMPREG, COAT, COV/LAM WOOL/ ANIM HAIR	KG 51,159	43,257
5602290000	OTH FELT NT IMPREG COATED COV O LAM O OTH TEX MAT	KG 246,675	1,111,334
5602903000	OTH FELT NT IMPREG COATED COV OR LAM, LAMIN	KG 61,988	63,074
5602906000	OTH FELT NT IMPREG COATED COV OR LAM, D M-MADE FIB	KG 4,173	35,921
5602909000	OTH FELT NT IMPREG COATED COV OR LAM NT M-MADE FIB	KG 464,709	2,082,635
5603110000	NONWOVENS OF MANMADE FILAMENTS WEIGHING < 25 G/M2	KG 5,928	403,630
5603120000	NONWOVENS, OF MMF WEIGHING > 25 G/M2 BUT < 70 G/M2	KG 5,418	96,201
5603130000	NONWOVENS, OF MMF WEIGHING > 70 G/M2 BUT <150 G/M2	KG 218,053	407,884
5603140000	NONWOVENS, OF MMF WEIGHING > 150 G/M2	KG 60,690	268,969
5603910000	NONWOVENS NOT OF MMF WEIGHING < 25 G/M2	KG 1,908	24,408
5603920000	NONWOVENS NOT OF MMF > 25 G/M2 & < 70 G/M2	KG 23,387	122,242
5603930000	NONWOVENS NOT OF MMF > 70 G/M2 & < 150 G/M2	KG 75,240	209,230
5603941000	NONWOV > 150 G/M2, NT MMF FLOOR COVERING UNDERLAYS	M2 159,493	332,363
5603943500	NONWOVENS NOT OF MMF > 150 G/M2; NT FLR COVR UNDLY	KG 329,156	1,216,496
5604100000	RUB THREAD AND CORD TEX COV LIKE HEADING 5404/5405	KG 37,589	142,682
5604200000	RUB THR & CRD, HGH TEN YRN POLY NYLN ETC IMPREG	KG 2,629	26,642
5604900000	RUB THR & CRD, NESOI	KG 102,330	385,022
5605000000	METAL YRN WHET O NT GIMP TEX YRN O STRIP W/METAL	KG 3	3,090
5606000000	GIMP YRN & STRIP, 5404/5405 CHEN YRN LOOP WALE-YRN	KG 4,175	11,904
5607100000	TWINE CORD ROPE & CABLE OF JUTE OR OTHER TEX BAST	KG 23,761	33,333
5607210000	TWINE CORD ROPE CABLE O SISAL BINDER O BALER TWINE	KG 11,246	29,591
5607290000	TWINE, CORD, ROPE & CABLE, OF SISAL FIBERS, NESOI	KG 35,339	164,441
5607300000	TWINE WHET/NT PLAIT/IMPREG W/RUB ABACA/OTH HRD FIB	KG 6,959	52,958
5607410000	TWINE WHET/NT PLAIT/IMPREG W/RUB POLYETH BNDR TWINE	KG 44,874	97,610
5607490000	TWINE WHET/NT PLAIT/IMPREG W/RUB POLYETHYLEN NESOI	KG 47,863	88,951
5607500000	TWINE, CORD WHET/NT PLAIT IMPREG W/RUB OTH SYN FIB	KG 6	3,207
5607900000	TWINE, CORD WHET/NT PLAIT IMPREG W/RUB/PLAST NESOI	KG 132,123	495,275
5608110000	KNOTTED NETT OF TWINE, MADE UP FISH NET, M-MDE MAT	KG 94	2,858
5608190000	KNOT NET OF TWINE MDE-UP FISH NET TEX MAT MMF NESOI	KG 683	17,509
5608900000	KNOT NET OF TWINE MADE-UP FISH NET TEX MAT NESOI	KG 1,497	15,631
5609000000	ART O YRN LIKE OF HEAD 5404/5405 TWINE O CABLE NES	KG 8,162	43,637
CARPETS AND OTHER TEXTILE FLOOR COVERINGS.....		TOTAL	1,272,747
			9,200,406

TABLE 1 - SHIPMENTS OF MERCHANDISE FROM THE UNITED STATES TO PUERTO RICO,
BY COMMODITY:FISCAL YEAR 1999

COMM-CODE	COMMODITY AND UNIT OF QUANTITY	QUANTITY	VALUE-\$
5701100000	CARPETS&OTH TEX FLOOR COVR,WOOL/FINE ANML HR,KNOTD	M2	266,427
5701800000	CARPETS&OTH TEX FLOOR COVR,OTH TEX MATERIALS,KNOTD	M2	11,953
5702310000	CARPETS,ETC OF WOOL/FINE ANIMAL HR,PILE,NT MADE-UP	M2	2,016
5702320000	CARPETS,ETC OF MMF TEXTL MATERIAL,PILE,NOT MADE-UP	M2	88,438
5702390000	CARPETS,ETC OF OTHER TEXTL MATERL,PILE,NOT MADE-UP	M2	3,203
5702410000	CARPETS,ETC OF WOOL/FINE ANIMAL HAIR,PILE, MADE-UP	M2	32,989
5702420000	CARPETS, ETC OF MMF TEXTILE MATERIALSS,PILE,MADE-U	M2	4,270
5702590000	CARPETS,ETC OTHR TEX MAT,WOV,NOT PILE/MADE-UP/TUFT	M2	64,714
5702910000	CARPETS,ETC WOOL/FINE ANML HR,WOVN,MADE-UP,NT PILE	M2	635
5702990000	CARPETS,ETC OTHR TEX MAT,WOV,MADE-UP,NOTPILE/TUFT	M2	35,451
5703100000	TEXTILE CARPETS, TUFTED, OF WOOL	M2	1,115
5703200000	CARPETS,ETC,NYLON/OTHR POLYAMIDES,TUFTD,W/N MDE-UP	M2	54,603
5703300000	TEXTILE CARPETS, TUFTED, MMF EXCEPT NYLON ETC	M2	144,585
5703900000	TEXTILE CARPETS, TUFTED, TEXTILE MATERIALS NESOI	M2	53,329
5704100000	TEXTILE CARPETS, FELT, NO TUFT, TILES SUR NOV .3M2	M2	37,524
5704900000	TEXTILE CARPETS, FELT, NOT TUFTED ETC. NESOI	M2	199,655
5705000000	OTHR CARPETS&OTHR TEX FLOOR COV,WHETHR/NOT MADE-UP	M2	271,880
	SPECIAL WOVEN FABRICS;TUFTED TEXTILE		
	FABRICS; LACE; TAPESTRIES;		
	TRIMMINGS; EMBROIDERY.....TOTAL		54,232,006
5801100000	WOV PILE & CHENILLE FABRICS OF WOOL/FINE ANIM HAIR	M2	8,965
5801210000	WOV PILE & CHENILLE FABRIC OF COT UNCUT WEFT PILE	M2	876,966
5801220000	WOVEN PILE & CHENILLE FABRIC OF CUT CORDUROY	M2	20,211
5801250000	WOV PILE FAB & CHENILLE FAB COT WARP PILE FAB, CUT	M2	2,168
5801900000	WOV PILE FAB & CHENILLE FAB OTHER TEXTILE MATERIAL	M2	123,890
5802190000	TERRY TOWEL & SIMILAR WOV FAB NT NARROW COT, OTHER	M2	300
5802200000	TERRY TOWEL & SIM WOV TERRY FAB OTH TEX MAT N/5806	M2	8,591
5802300000	TUFTED TEXTILE FAB, OTH THAN PRODUCTS OF HEAD 5703	M2	1,001
5803100000	GAUZE, NT NARROW FABRICS OF HEADING 5806: OF COT	M2	564,237
5803909000	GAUZE, OTH THAN NAR FAB HEAD 5806: OF OTH TEX MAT	M2	24,976
5804100000	TULS & OTH NET FAB NT INC WOV, KNT OR CROCH FAB	KG	307,534
5804210000	LACE IN PCE, STRIP, NOT OF 6002; MMF MECH MDE LACE	KG	128,814
5804290000	LACE IN PIECE,NOT OF 6002,MECH MDE LCE OTH TEX MAT	KG	76,627
5804300000	LACE, STRIPS/MOTIFS, NOT OF 6002, HANDMADE LACE	KG	515
5806100000	WOV PILE FAB (INC TERRY TOWEL & SIM) & CHENILE FAB	KG	35,140
5806200000	NAR WOV FAB NESOI >5% ELASTOMERIC YRN/RUBBER THRD	KG	350,803
5806310000	NARROW WOVEN FABRICS, NESOI, OF COTTON	KG	237,469
5806321010	OTHER NARROW WOVEN FABRICS OF MANMADE FIBERS	KG	5,909
5806321090	OTHER RIBBONS OF MANMADE FIBERS NESOI	KG	1,386
5806322000	OTHER NARROW WOVEN FABRICS OF MMF NESOI	KG	326,123
5806392000	WOVEN FABRICS OF VEG FIB EXCEPT COTTON NESOI	KG	50
5806393010	NARROW WOVEN FABRICS OF >=85% SILK NESOI	KG	275
5806393020	NAR WOVEN FABRICS OF TEX MAT, METALIZED YARN NESOI	KG	20,456
5806393080	NAR WOVEN FABRICS OF TEXTILE MATERIAL, NESOI	KG	3,908,914
5806400000	NAR FAB WARP W/O WEFT ASSEMBLED WITH AN ADHESIVE	KG	9,245
5807101000	WOV LABEL & SIM ART IN PE STRP/CUT SHPE/SEZ N/EMBR	KG	96,703
5807102000	WOV BADGE & SIM ART IN PE STRP/CUT SHPE/SEZ N/EMBR	KG	31,395
5807901000	OTH LABEL & SIM ART IN PE STRP/CUT SHPE/SEZ N/EMBR	KG	13,502
5807902000	OTH BADGE & SIM ART IN PE STRP/CUT SHPG/SEZ N/EMBR	KG	581,756
5808100000	BRAID IN PIECE W/O EMBROID OTH THAN KNIT/CROCHETED	KG	732
5808900000	ORN TRIM PE W/O EMBROID N/KT CROC, TASEL, POM, ETC	KG	197,202
5809000000	WOVEN FABRICS OF METAL THREAD & METALIZED YARN NEC	M2	692
5810910000	EMBROID IN PE, STRIP OR MOTIFS: OTH EMBROID OF COT	KG	46,575
5810920000	EMBROID IN PE, STRIP OR MOTIFS: OTH EMBROID OF MMF	KG	3,523
5810990000	EMBROID PE, STRP/MOTIF: OTH EMBROID NESOI TEX MAT	KG	7,523
5811000000	QUILT TEX PROD PE 1> LAYR W/PAD STCH N/EMBR H 5810	KG	73,399
	IMPREGNATED,COATED,COVERED OR		
	LAMINATED TEXTILE FABRICS;TEXTILE		
	ARTICLES OF A KIND SUITABLE FOR		
	INDUSTRIAL USE.....TOTAL		14,018,330
5901100000	TEXTL FABRC,COATD W-GUM/AMYL,OUTER COVER OF BOOKS	M2	4,563
5901900000	TRACING CLOTH;PREPRD PAINTG CANVAS;BUCKRAM-HAT FND	M2	140,181
5902200000	TIRE CORD FABRIC OF HIGH TENACITY YARN, POLYESTERS	KG	1,804
5902900000	TIRE CORD FABRIC OF HIGH TENACITY YARN, VISC RAYON	KG	295
5903101600	TEXTILE FABRICS,MMF,COATED,ETC, POLYVINYL CHLORIDE	M2	16,270

TABLE 1 - SHIPMENTS OF MERCHANDISE FROM THE UNITED STATES TO PUERTO RICO,
BY COMMODITY:FISCAL YEAR 1999

COMM-CODE	COMMODITY AND UNIT OF QUANTITY		QUANTITY	VALUE-\$
5903103000	TEXTILE FABRIC NESOI PVC ETC, NOT COTTON OR MMF	M2	18,770	42,048
5903203010	TEXTILE FABRIC IMPREG,CTED,CVRD,LAM WITH PU WOOL	M2	7,742	86,814
5903901000	TEXTILE FABRIC NESOI, COATED ETC NESOI, COTTON	M2	107,310	164,113
5903901600	TEX FABRIC MMF COATED,ETC WITH OTHER PLASTIC,NESOI	M2	79,833	346,430
5903903010	TEXT FABRIC IMPREG,CTED,CVRD WITH PLASTIC WOOL/FAH	M2	5,081	9,806
5903903090	TEXT FABRIC IMPREG,CTED,CVRD WITH PLASTIC NESOI	M2	1,116,089	1,351,927
5904100000	LINOLEUM, WHETHER OR NOT CUT TO SHAPE	M2	216,150	1,601,600
5904920000	FLOOR COVERING COATED ETC ON A NONWOVEN BASE NESOI	M2	7,814	22,598
5905000000	TEXTILE WALL COVERINGS	M2	7,028	54,014
5906100000	ADHESIVE TAPE NOT OVER 20 CM WIDE	KG	33,775	177,235
5906911000	RUB TEXTILE FABRICS NESOI, KNIT OR CROCHET, COTTON	M2	3,191	9,533
5906991000	RUB TEXTILE FABRICS NESOI, NOT KNIT ETC, COTTON	M2	3,894	11,640
5906991800	RUBBERIZED TEXTILE FABRICS,NOT KNIT/CROCHETED,MMF	M2	18,882	12,797
5906993000	RUB TEXTILE FABRIC NESOI, NO KNIT ETC NO COT OR MM	M2	141,844	1,049,937
5907000000	TEXTL FABRC,COATD,ETC,THEATRCL SCENERY,BACK-CLOTHS	M2	40,058	91,364
5908000000	TEXTILE WICKS FOR LAMPS ETC AND GAS MANTLES ETC	KG	54,102	124,715
5909000000	TEXTILE HOSEPIPING AND SIMILAR TEXTILE TUBING	KG	140,126	362,691
5910000000	TRANSMN/CONVYR BELTS,TEX MATRL,WHTHR/NOT REINFRCD	KG	7,518	68,838
5911101000	TEXTILE RUBBERIZED PRINTERS BLANKETS	KG	5,194	278,113
5911102000	TEXTILE FABRICS, OTH THAN PRINTERS' RUBBER BLANKET	KG	58,080	199,350
5911200000	BOLTING CLOTH, WHETHER OR NOT MADE-UP	M2	441,599	2,283,236
5911310000	TEXTILE FABRICS/FELTS PAPERMAKING, WGT-650 G/M2	M2	54,552	98,187
5911320000	TEXTILE FABRICS ETC, PAPERMAKING, 650 G/M2 OR MORE	M2	1,972	32,387
5911400000	TEXTILE STRAINING CLOTH USED IN OIL PRESSES ETC	KG	39,506	155,524
5911900040	TEXTILE CORDS, BRAIDS & THE LIKE, USED IN INDUSTRY	KG	237,555	694,487
5911900080	TEXTILE PRODUCTS ETC FOR TECHNICAL USES NESOI	KG	1,733,526	4,222,389
KNITTED OR CROCHETED FABRICS.....			TOTAL	6,268,087
6001290000	LOOPED PILE FABRICS OTHER TEX MAT, KNIT OR CROCHET	KG	2,063	7,568
6001910000	OTHER PILE FABRICS OF COTTON, KNITTED OR CROCHETED	KG	8,500	31,200
6001920000	OTH PILE FABRICS,MAN-MADE FIBERS,KNITTED/CROCHETED	KG	6,226	4,645
6001990000	OTHER PILE FABRIC OTHER TEXTILE MATRL KNIT/CROCHET	KG	314	8,104
6002104000	OTH KNT COT FAB <30 CM WD >5% ELSTMRC YRN/RUB THRD	KG	36,544	923,830
6002108000	OTH KNIT FAB <30 CM WD >5% ELSTOMERIC YRN/RUB THRD	KG	4,253	131,384
6002201000	OPEN WORK FAB WIDTH <=30CM, CON < 5% ELAS YARN	KG	18,698	468,028
6002203000	KNITTED FAB OF COTTON <=30 CM, CON < 5% ELAS YARN	KG	1,607	34,927
6002206000	OTH KNITTED FAB OF MMF <=30 CM, CON < 5% ELAS YARN	KG	17,419	83,217
6002209000	OTH KNITTED FAB OF NESOI <=30 CM, CON <5% ELAS YRN	KG	5,849	141,834
6002300000	OTHR KNIT/CROCHET FABRC >5% ELASTOMRC YRN/RUBR THRD	KG	451,186	9,697,485
6002410000	OTHER WARP KNIT FABRIC OF WOOL OR FINE ANIMAL HAIR	KG	42,062	859,470
6002420000	OTHER WARP KNIT FABRICS(INCLUDING GALLOON)OF COTTON	KG	3,456,679	23,853,223
6002430020	OTHER WARP KNIT FABRIC(INCL GALLOON)MAN-MADE FIBER	KG	311,047	7,114,284
6002430070	OTHER WARP KNIT FABRIC(INCL GALLOON)MAN-MADE FIBER	KG	348,062	8,406,819
6002490000	OTHER WARP KNIT FABRICS (INCLUDING GALLOON); OTHER	KG	7,551	70,441
6002910000	OTH KNIT/CROCHET FABRC,WOOL/FINE ANIMAL HAIR,NESOI	KG	11,021	48,516
6002921000	OTH KNT FAB OF COT, CIR KT, >100 MT NUM PER YARN	KG	245,509	1,856,761
6002929000	OTH KT FAB OF COT, NT EXC 100 MET NUMBER PER YARN	KG	366,387	1,232,125
6002929020	COTTON FABRICS OF SINGLE KNIT CONSTRUCTION, NESOI	KG	19,020	98,871
6002929080	KNITTED OR CROCHETED COTTON FABRICS, NESOI	KG	553,407	2,556,324
6002930000	OTH FAB WARP KT (INC MDE ON GALON KT MACH) OTH MMF	KG	341,869	1,700,712
6002990000	OTH KNT/CROCHET FABRIC OTH TEXTILE MATERIALS,NESOI	KG	12,814	179,319
ARTICLES OF APPAREL AND CLOTHING				
ACCESSORIES,KNITTED OR CROCHETED.....			TOTAL	105,281,623
6101100000	M/B OVERCOATS, CARCOATS, ETC OF WOOL, KNIT	DOZ	76,857	5,470,853
6101200000	M/B OVERCOATS CARCOATS & SIMILAR ART COTTON, KNIT	DOZ	2,765	334,969
6101300000	M/B OVERCOATS CARCOATS & SIMILAR ART MMF, KNIT	DOZ	194	35,260
6101900000	M/B OVERCOATS CARCOATS & SMLR ART OT TEX MAT, KNIT	DOZ	3,979	73,372
6102100000	W/G OVERCOATS, CARCOATS, ETC OF WOOL, KNIT	DOZ	487	52,530
6102200000	W/G OVERCOAT CARCOAT & SIMILAR ART COTTON, KNIT	DOZ	1,171	91,928
6102900000	W/G OVERCOATS CARCOATS & SMLR ART OT TEX MTRL,KNIT	DOZ	1,982	46,111
6103110000	MEN'S OR BOYS' SUITS OF WOOL, KNIT	NO	4,520	83,554
6103120000	MEN'S OR BOYS' SUITS OF SYNTHETIC FIBERS, KNITTED	NO	123	17,413
6103191200	M/B SUITS OF ART FIBER CONT 23% OR MORE WOOL, KNIT	NO	2,303	52,876
6103192000	MEN'S OR BOYS' SUITS OF COTTON, KNITTED OR CROCHET	DOZ	55	16,750
6103194000	M/B SUITS OTHER TEXTILE MATERIALS, KNIT	NO	1,928	26,514
6103220000	MEN'S OR BOYS' ENSEMBLES OF COTTON, KNITTED OR CRO	DOZ	174	20,882
6103292000	M/B ENSEMBLES OTHER TEXTILE MATERIALS, KNIT	DOZ	203	42,253

TABLE 1 - SHIPMENTS OF MERCHANDISE FROM THE UNITED STATES TO PUERTO RICO,
BY COMMODITY:FISCAL YEAR 1999

COMM-CODE	COMMODITY AND UNIT OF QUANTITY	QUANTITY	VALUE-\$
6103310000	M/B SUIT-TYPE JACKETS AND BLAZERS OF WOOL, KNIT	DOZ 278	22,946
6103320000	M/B SUIT-TYPE JACKETS AND BLAZERS OF COTTON, KNIT	DOZ 2,352	288,380
6103330000	M/B SUIT-TYPE JACKET & BLAZER SYNTHETIC FIBER,KNIT	DOZ 95	5,548
6103391000	M/B SUIT-TYPE JACKETS & BLAZERS OF ART FIB, KNIT	DOZ 3,298	78,718
6103392000	M/B SUIT-TYPE JACKET/BLAZER OT TEXTILE MTRL, KNIT	DOZ 6,438	185,769
6103410000	M/B TROUSER OVERALLS SHORTS ETC WOOL, KNIT	DOZ 7,771	237,805
6103420000	M/B TROUSERS OVERALLS SHORTS ETC COTTON, KNIT	DOZ 32,282	1,153,011
6103430000	M/B TROUSERS OVERALLS SHORTS ETC SYN FIBERS, KNIT	DOZ 6,365	435,507
6103491500	M/B TROUSERS OVERALLS SHORTS ETC ART FIBERS, KNIT	DOZ 2,928	70,099
6103493000	M/B TROUSERS OVERALLS SHORTS ETC OT TEX MTRL, KNIT	DOZ 15,284	1,074,879
6104110000	W/G SUITS OF WOOL, KNIT	NO 12,573	142,372
6104120000	WOMEN'S OR GIRLS' SUITS OF COTTON, KNITTED OR CROC	DOZ 9,192	1,010,987
6104130000	WOMEN'S OR GIRLS' SUITS OF SYNTHETIC FIBERS, KNITT	NO 7,186	114,857
6104191200	W/G SUITS OF ARTIF FIBERS CONT 23% MORE WOOL, KNIT	NO 1,710	54,235
6104192000	W/G SUITS OF OTHER TEXTILE MATERIALS, KNIT	NO 19,507	425,092
6104220000	WOMEN'S OR GIRLS' ENSEMBLES OF COTTON, KNITTED OR	DOZ 18,591	948,087
6104230000	W/G ENSEMBLES OF SYNTHETIC FIBERS, KNIT	DOZ 512	109,444
6104292000	W/G ENSEMBLES OTHER TEXTILE MATERIALS, KNIT	DOZ 2,225	118,091
6104310000	W/G SUIT-TYPE JACKETS AND BLAZERS OF WOOL, KNIT	DOZ 3,827	341,569
6104320000	W/G SUIT-TYPE JACKETS AND BLAZERS OF COTTON, KNIT	DOZ 173	20,760
6104330000	W/G SUIT-TYPE JACKETS/BLAZERS SYNTHETIC FIBER,KNIT	DOZ 232	3,980
6104391000	W/G SUIT-TYPE JACKETS & BLAZERS OF ART FIBERS,KNIT	DOZ 20,306	700,447
6104392000	W/G SUIT-TYPE JACKET/BLAZER OTHER TEXTILE MTRL, KT	DOZ 55,323	1,928,556
6104410000	W/G DRESSES OF WOOL, KNIT	DOZ 710	104,969
6104420000	WOMEN'S OR GIRLS' DRESSES OF COTTON, KNITTED OR CR	DOZ 11,240	531,008
6104430000	WOMEN'S OR GIRLS' DRESSES SYNTHETIC FIBERS, KNIT	DOZ 1,950	82,911
6104440000	WOMEN'S OR GIRLS' DRESSES ARTIFICIAL FIBERS, KNIT	DOZ 174,241	16,583,147
6104490000	WOMEN'S OR GIRLS' DRESSES OT TEXTILE MTRL, KNIT	DOZ 19,182	1,819,332
6104510000	W/G SKIRTS AND DIVIDED SKIRTS OF WOOL, KNIT	DOZ 513	46,530
6104520000	W/G SKIRTS AND DIVIDED SKIRTS OF COTTON, KNIT	DOZ 53,457	1,401,077
6104530000	W/G SKIRTS & DIVIDED SKIRTS OF SYNTHETIC FIB, KNIT	DOZ 546	26,244
6104591000	W/G SKIRTS & DIVIDED SKIRTS OF ARTIFICIAL FIB,KNIT	DOZ 29,802	696,822
6104592000	W/G SKIRTS & DIVIDED SKIRT OF OT TEXTILE MTRL KNIT	DOZ 46,281	975,856
6104610000	W/G TROUSERS OVERALLS BREECHES SHORTS OF WOOL,KNIT	DOZ 6,382	34,467
6104620000	W/G TROUSERS OVERALLS BREECHES SHORTS COTTON, KNIT	DOZ 42,379	890,248
6104630000	W/G TROUSER OVERALL BREECHES SHORTS SYN FIB, KNIT	DOZ 3,035	103,492
6104691500	W/G TROUSER OVERALL BREECHES SHORTS ART FIB, KNIT	DOZ 132	4,851
6104693000	W/G TROUSER OVERALL BREECHES SHORTS OT TEX MTRL,KT	DOZ 46,963	2,262,936
6105100000	MEN'S OR BOYS' SHIRTS OF COTTON, KNITTED OR CROCHE	DOZ 92,819	2,764,512
6105200000	MEN'S OR BOYS' SHIRTS OF MANMADE FIBERS, KNITTED O	DOZ 25,351	727,509
6105900000	MEN'S/BOYS' SHIRTS OF OTHER TEXTILE MATERIALS,KNIT	DOZ 7,203	294,121
6106100000	WOMEN'S OR GIRLS' BLOUSES AND SHIRTS COTTON, KNIT	DOZ 46,455	1,595,286
6106200000	WOMEN'S OR GIRLS' BLOUSES/SHIRTS MANMADE FIB, KNIT	DOZ 15,182	311,017
6106900000	W/G BLOUSES AND SHIRTS OTHER TEXTILE MATERIAL,KNIT	DOZ 21,843	520,402
6107110000	MEN'S OR BOYS' UNDERPANTS AND BRIEFS COTTON, KNIT	DOZ 563,598	8,149,637
6107120000	MEN'S/BOYS' UNDERPANTS & BRIEFS MANMADE FIBER,KNIT	DOZ 263,523	1,918,207
6107190000	MEN'S/BOYS' UNDERPANT,& BRIEFS OT TEXTILE MTRL, KT	DOZ 116	12,410
6107210000	MEN'S OR BOYS' NIGHTSHIRT AND PAJAMAS COTTON, KNIT	DOZ 34	3,327
6107220000	MEN'S/BOYS' NIGHTSHIRT AND PAJAMAS MANMADE FIB, KT	DOZ 585	41,530
6107910000	MEN'S OR BOYS' BATHROBES AND SIMILAR ART COTTON,KT	DOZ 7	4,250
6108110000	WOMEN'S/GIRLS' SLIPS & PETTICOATS MANMADE FIB, KT	DOZ 2,337	84,655
6108190000	W/G SLIPS AND PETTICOATS OT TEXTILE MATERIALS, KT	DOZ 12,890	249,032
6108210000	WOMEN'S OR GIRLS' BRIEFS AND PANTIES COTTON, KNIT	DOZ 47,239	455,804
6108220000	WOMEN'S/GIRLS' BRIEFS & PANTIES MANMADE FIBER, KT	DOZ 38,597	933,065
6108290000	W/G BRIEFS & PANTIES OT TEXTILE MATERIALS, KNIT	DOZ 2,488	118,828
6108310000	W/G NIGHTDRESSES & PAJAMAS OF COTTON, KNIT	DOZ 844	95,012
6108320000	W/G NIGHTDRESSES & PAJAMAS MANMADE FIBERS, KNIT	DOZ 874	41,192
6108910000	W/G NEGLIGEEES BATHROBES & SIMILAR ART COTTON, KNIT	DOZ 169	22,661
6108920000	W/G NEGLIGEEES BATHROBES & SIMILAR ART MMF, KNIT	DOZ 55,238	275,387
6108990000	W/G NEGLIGEEES & SIMILAR ARTICLES OT TEX MTRL, KNIT	DOZ 2,298	96,191
6109100005	M OR B T-SHIRTS ALL WHITE OF COT KT SS W/O PKT T E	DOZ 177,142	3,026,196
6109100007	MENS OR BOYS SINGLET OF COT WHITE NO PKT,TRM KNIT	DOZ 800	44,377
6109100009	M/B ARTICLES SIMILAR TO T-SHIRTS ETC OF COT, KNIT	DOZ 5,481	232,177
6109100013	MEN'S OR BOYS' T-SHIRTS EX WHITE OF COTTON, KNIT	DOZ 489,953	12,057,609
6109100024	M OR B TANK TOPS, SINGLET NESOI OF COTTON	DOZ 8,592	151,668
6109100027	M/B ARTICLES SIMILAR TO T-SHIRTS ETC OF COT, KNIT	DOZ 4,253	123,522
6109100037	WOMEN'S OR GIRLS' UNDERWEAR OF COTTON KNIT CROCHET	DOZ 103,387	1,331,533
6109100042	WOMEN'S OR GIRLS' T-SHIRTS OF COTTON, KNITTED OR C	DOZ 51,335	1,490,798
6109100062	WOMEN'S OR GIRLS' TANK TOPS OF COTTON, KNITTED OR	DOZ 126,331	2,256,374
6109100070	W/G ARTICLES SIMILAR T-SHIRTS & TANK TOPS COT,KNIT	DOZ 5,984	216,836

TABLE 1 - SHIPMENTS OF MERCHANDISE FROM THE UNITED STATES TO PUERTO RICO,
BY COMMODITY:FISCAL YEAR 1999

COMM-CODE	COMMODITY AND UNIT OF QUANTITY	QUANTITY	VALUE-\$
6109901008	MEN'S OR BOYS' T-SHIRTS OF MANMADE FIBERS KNITTED	DOZ	603
6109901018	M OR B TANK TOPS & SINGLET OF MMF KNIT OR CROCHET	DOZ	16,789
6109901049	M/B ARTICLES SIMILAR TO T-SHIRTS, ETC OF MMF, KNIT	DOZ	38
6109901055	WOMEN'S OR GIRLS' T-SHIRTS OF MANMADE FIBERS, KNIT	DOZ	15,724
6109901068	W OR G TANK TOPS OR SINGLET OF MMF KT OR CROCHETD	DOZ	31,430
6109901090	W/G ARTICLES SIMILAR TO T-SHIRTS, ETC OF MMF, KNIT	DOZ	2,738
6109901550	OTHER GARMENTS OF WOOL WITH LONG SLEEVES KNITTED	DOZ	5,010
6109902012	M/B ARTICLES OTHER THAN T-SHIRTS, ETC OF NESOI KNT	DOZ	449
6109902025	W/G ARTICLES OTHER THAN T-SHIRTS, ETC OF NESOI KNT	DOZ	9,085
6110100015	MEN'S OR BOYS' SWEATERS WOOL INC CASHMERE, KNIT	DOZ	541
6110100055	M/B PULLOVERS SWEATSHIRTS SIMILAR ART WOOL, KNIT	DOZ	192
6110100075	W/G PULLOVERS SWEATSHIRTS SIMILAR ART WOOL, KNIT	DOZ	885
6110201010	MEN'S OR BOYS' SWEATERS OF COT, >=36% FLAX FB KNIT	DOZ	21
6110201020	W OR G SWEATERS OF COT, >=36% FLAX FB KNIT	DOZ	1,093
6110201023	MEN'S OR BOYS' WAISTCOATS & SIMILAR ART COTTON, KT	DOZ	278
6110201027	WOMANS OR GIRLS WAISTCOATS & SIMILAR ART COT KNIT	DOZ	658
6110202005	B OR G WAISTCOATS & SIM ART PARTS OF PLAYSUITS COT	DOZ	639
6110202012	MENS OR BOYS SWEATERS OF COTTON KNIT OR CROCHETED	DOZ	9,734
6110202022	W OR G SWEATERS OF COTTON NESOI KNIT	DOZ	315
6110202060	MEN'S OR BOYS' WAISTCOATS & SIMILAR ART COTTON, KT	DOZ	471
6110202070	WOMANS OR GIRLS WAISTCOATS & SIMILAR ART COT KNIT	DOZ	948
6110301080	W/G VESTS EX SWEATER OF MMF CONT 25% LEATHER, KNIT	DOZ	516
6110301570	M/B SWEATERS & SIMILAR ART MMF >=23% W/FAH KNIT	DOZ	1,800
6110301580	W/G SWEATERS,PULLOVERS,SIM ARTS MMF>=23% W/FAH KNT	DOZ	1,050
6110302070	M/B SWEATERS & SIM ART MMF >=30% SLK, SLK WST KNIT	DOZ	1,952
6110302080	W/G SWEATERS,PULLOVERS,SIM ARTS MMF>=30% SILK KNIT	DOZ	47,650
6110303005	B/G SWEATERS,SIM ARTS EXPTD AS PARTS PLAYSUITS KNIT	DOZ	1,780
6110303012	M/B SWEATERS MANMADE FIBERS KNITTED NESOI	DOZ	950
6110303022	W/G SWEATERS MANMADE FIBERS KNITTED NESOI	DOZ	958
6110303045	W/G SWEATSHRT MANMADE FIBER < 25% BY WGH T LTHR, KT	DOZ	338
6110303060	M/B PULLOVERS & SIMILAR ART OF MMF KNITTED NESOI	DOZ	24
6110303070	W/G PULLOVERS & SIMILAR ART OF MMF KNITTED NESOI	DOZ	553
6110900027	W&G SWEATERS OF OT TEXTILE MATERIAL KNIT OR CROCHT	DOZ	20,829
6110900082	M/B PULLOVERS & OTH SIM ART OF OTH TEX MAT KT CROC	DOZ	868
6111100000	BABIES' GARMENTS & CLTHNG ACCESS OF WOOL, KNIT	DOZ	306
6111200000	BABIES' GARMENTS & CLTHNG ACCESS OF COTTON, KNIT	DOZ	31,369
6111300000	BABIES' GARMENTS & CLTHNG ACCESS SYN FIBERS, KNIT	DOZ	533
6111906000	BABIES' GARMENTS & CLTHNG ACCESS OT TEX MTRL, KNIT	DOZ	3,840
6112110015	M/B JACKETS FOR TRACK SUITS ETC COTTON, KNIT	DOZ	95
6112110035	W/G JACKETS FOR TRACK SUITS ETC OF COTTON, KNIT	DOZ	13
6112110050	M/B TROUSERS FOR TRACK SUITS ETC OF COTTON, KNIT	DOZ	315
6112110060	W/G TROUSERS FOR TRACK SUITS ETC OF COTTON, KNIT	DOZ	11
6112120015	M/B JACKETS FOR TRACK SUITS ETC SYN FIBERS, KNIT	DOZ	3
6112120035	W/G JACKETS FOR TRACK SUITS ETC SYN FIBERS, KNIT	DOZ	3
6112120060	W/G TROUSERS FOR TRACK SUITS ETC SYN FIBERS, KNIT	DOZ	108
6112192000	TRACK WARM-UP & JOGGING SUITS OT TEXTILE FIBER, KT	DOZ	1,059
6112310000	MEN'S OR BOYS' SWIMWEAR OF SYNTHETIC FIBERS, KNIT	DOZ	1,614
6112390000	M/B SWIMWEAR OF OTHER TEXTILE MATERIALS, KNIT	DOZ	3,039
6112410000	WOMEN'S OR GIRLS' SWIMWEAR SYNTHETIC FIBERS, KNIT	DOZ	1,341
6112490000	W/G SWIMWEAR OF OTHER TEXTILE MATERIALS, KNIT	DOZ	9,030
6113000005	M/B COATS KNIT FABRIC IMPREG RBR/PL OBSCURING FAB	DOZ	2
6113000012	W/G GARMENTS NT COATS KNIT IMPREGNATED WITH RBR/PL	DOZ	25,685
6114100000	OTHER GARMENTS OF WOOL OR FINE ANIMAL HAIR, KNITTE	DOZ	3,538
6114200000	OTHER GARMENTS OF COTTON, KNITTED OR CROCHETED	DOZ	81,119
6114300000	OTHER GARMENTS OF MANMADE FIBERS, KNITTED OR CROCH	DOZ	6,583
6114900000	OTHER GARMENTS OF OTHER TEXTILE MATERIALS, KNITTED	DOZ	13,700
6115110000	PANTY HOSE & TGHY SYN FIB MEAS <67 DCTX/SYN, KNIT	DPR	2,879
6115120000	PANTY HOSE & TGHY SYN FIB 67 DCTX OR MORE/SYN,KNIT	DPR	329
6115190000	PANTYHOSE & TIGHTS TEX MATERIAL EX SYNTHETIC, KNIT	DPR	333,810
6115200000	WOMEN'S HOSIERY < 67 DCTX/SINGLE YARN, KNIT	DPR	3,189
6115910000	SOCKS & OT HOSRY & FTWR W/OUT APPLD SLS WOOL, KNIT	DPR	1,532
6115920000	SOCKS & OTHER HOSIERY NESOI OF COTTON, KNIT	DPR	139,187
6115930000	SOCKS & OTHER HOSIERY NESOI OF SYN FIBERS, KNIT	DPR	176,275
6115990000	SOCKS & OTHER HOSIERY TEXTILE MATERIALS NESOI, KT	DPR	33,980
6116100000	GLOVES IMPREG CTD OR COV W PLAS/RUBBER, KNIT	DPR	6,563
6116920000	GLOVES, MITTENS AND MITTS OF COTTON, KNITTED OR CR	DPR	455
6116990000	GLOVES, MITTENS & MITTS OTHER TEXTILE MTRL, KNIT	DPR	1,079
6117100000	SHAWLS SCARVES MUFFLERS VEILS & THE LIKE, KNIT	DOZ	620
6117200000	TIES, BOW TIES AND CRAVATS, KNITTED OR CROCHETED	DOZ	2,631
6117800000	OTHER MADE-UP CLOTHING ACCESSORIES, KNITTED OR CRO	DOZ	57,219

TABLE 1 - SHIPMENTS OF MERCHANDISE FROM THE UNITED STATES TO PUERTO RICO,
BY COMMODITY:FISCAL YEAR 1999

COMM-CODE	COMMODITY AND UNIT OF QUANTITY	QUANTITY	VALUE-\$
6117900000	PARTS OF GARMENTS OR OF CLOTHING ACCESSORIES, KNIT	DOZ	102,454
	ARTICLES OF APPAREL AND CLOTHING ACCESSORIES,NOT KNITTED OR CROCHETED.....	TOTAL	184,094,976
6201123000	M/B OVERCOATS & SMLR ART EX RAINCT COTTON, NOT KT	DOZ	81
6201132010	MEN'S OR BOYS' RAINCOATS MANMADE FIBERS, NOT KNIT	DOZ	712
6201135000	M/B OVERCOAT & SMLR ART EX RAINCT MANMADE FIB,N KT	DOZ	4,946
6201190000	M/B OVERCOATS CARCOATS SMLR ART OT TEX MTRL, NT KT	DOZ	597
6201920000	M/B ANORAKS, SKI JACKETS & SMLR ART COTTON, NT KT	DOZ	622
6201930000	M/B ANORAKS SKI JACKETS & SMLR ART MANMADE FIB,NKT	DOZ	2,122
6201990000	M/B ANORAK SKI JACKET & SMLR ART OT TEX MTRL, N KT	DOZ	100
6202122015	WOMEN'S OR GIRLS' RAINCOATS OF COTTON, NOT KNITTED	DOZ	469
6202132010	WOMEN'S OR GIRLS' RAINCOATS MANMADE FIBERS, N KNIT	DOZ	406
6202190000	W/G OVERCOATS & SIMILAR COATS OT TEX MTRL, N KNIT	DOZ	73
6202930000	W/G ANORAKS SKI JACKETS & SMLR ARTICLES MMF, N KT	DOZ	412
6202990000	W/G ANORAKS SKI JACKET & SMLR ART OT TEX MTRL,N KT	DOZ	470
6203110000	MEN'S OR BOYS' SUITS OF WOOL, NOT KNIT	NO	5,391
6203120000	MEN'S OR BOYS' SUITS OF SYNTHETIC FIBERS, NOT KNIT	NO	6,220
6203190000	MEN'S OR BOYS' SUITS OT TEXTILE MATERIALS, N KNIT	DOZ	1,329
6203210000	MEN'S OR BOYS' ENSEMBLES OF WOOL, NOT KNITTED	DOZ	226
6203220000	MEN'S OR BOYS' ENSEMBLES OF COTTON, NOT KNITTED OR	DOZ	1,480
6203230000	MEN'S OR BOYS' ENSEMBLES SYNTHETIC FIBERS, NT KNIT	DOZ	97
6203292000	MEN'S OR BOYS' ENSEMBLES ARTIFICIAL FIBERS, N KNIT	DOZ	44
6203310000	M/B SUIT-TYPE JACKETS AND BLAZERS OF WOOL, NT KNIT	DOZ	818
6203320000	MEN'S/BOYS' SUIT-TYPE JACKETS & BLAZERS COT, N KT	DOZ	1,361
6203330000	M/B SUIT-TYPE JACKETS & BLAZERS SYNTHETIC FIB,N KT	DOZ	118
6203391500	M/B SUIT-TYPE JACKETS & BLAZER ARTIFICIAL FIB,N KT	DOZ	204
6203394000	M/B SUIT-TYPE JACKET & BLAZER OT TEX MTRL, NT KNIT	DOZ	2,758
6203410000	M/B TROUSER OVERALLS BREECHES SHORTS WOOL, NT KNIT	DOZ	1,928
6203421000	M&B TROUSERS ETC OF COTTON >=15% DOWN & WFP NT KNT	DOZ	26,407
6203422000	M/B BIB & BRACE OVERALLS COTTON NOT KNITTED NESOI	DOZ	4,470
6203424007	M&B TROUSERS, BREECHES CORDUROY OF COT NT KT NESOI	DOZ	44,477
6203424013	M&B TROUSERS,BREECHES BLUE DENIM COT NOT KNT NESOI	DOZ	31,083
6203424017	M&B TROUSERS & BREECHES OF COTTON NOT KNIT NESOI	DOZ	40,747
6203424077	MEN'S & BOYS' SHORTS OF COTTON NOT KNIT NESOI	DOZ	48,283
6203431000	M&B TROUSERS ETC OF SYN FIB CON>=15% DWN,WFP NT KT	DOZ	333
6203431800	M/B BIB & BRACE OVERALLS SYN FIB NOT KNITTED NESOI	DOZ	790
6203435010	M/B TROUSERS & BREECHES SYN FIB NOT KNITTED NESOI	DOZ	2,109
6203435050	MEN'S & BOYS' SHORTS OF SYN FIB NOT KNITTED NESOI	DOZ	7,037
6203492500	M/B TROUSERS,BREECHES,SHORTS ARTIF FIB NOT KNITTED	DOZ	7,109
6203493000	M/B TROUSER OVERALL SHORT ETC OT TEX MTRL, N KNIT	DOZ	1,008,449
6204110000	W/G SUITS OF WOOL, NOT KNIT	NO	2,490
6204120000	WOMEN'S OR GIRLS' SUITS OF COTTON, NOT KNITTED OR	DOZ	3,074
6204130000	WOMEN'S OR GIRLS' SUITS SYNTHETIC FIBERS, NOT KNIT	NO	50,037
6204191500	W/G SUITS & ETC OF OTHER ARTIFICIAL FIBERS, NOT KT	NO	1,890
6204193000	WOMEN'S/GIRLS' SUITS OTHER TEXTILE MATERIALS, N KT	NO	13,781
6204220000	WOMEN'S OR GIRLS' ENSEMBLES OF COTTON, NOT KNITTED	DOZ	80
6204230000	WOMEN'S OR GIRLS' ENSEMBLES SYNTHETIC FIBERS, N KT	DOZ	378
6204292000	WOMEN'S OR GIRLS' ENSEMBLES ARTIFICIAL FIBERS,N KT	DOZ	457
6204294000	WOMEN'S OR GIRLS'	DOZ	9,426
6204310000	W/G SUIT-TYPE JACKETS AND BLAZERS WOOL, NOT KNIT	DOZ	530
6204320000	W/G SUIT-TYPE JACKETS AND BLAZERS COTTON, NOT KNIT	DOZ	283
6204330000	W/G SUIT-TYPE JACKETS & BLAZERS SYN FIBERS, N KNIT	DOZ	355
6204391500	W/G SUIT-TYPE JACKETS & BLAZERS ART FIBERS, N KNIT	DOZ	100
6204394000	W/G SUIT-TYPE JACKETS & BLAZERS OT TEX MTRL, N KT	DOZ	135
6204410000	WOMEN'S OR GIRLS' DRESSES OF WOOL, NOT KNITTED	DOZ	406
6204420000	WOMEN'S OR GIRLS' DRESSES OF COTTON, NOT KNITTED O	DOZ	854
6204430000	WOMEN'S OR GIRLS' DRESSES SYNTHETIC FIBERS, NT KT	DOZ	11,333
6204440000	WOMEN'S OR GIRLS' DRESSES ARTIFICIAL FIBERS, N KT	DOZ	3,440
6204490000	WOMEN'S OR GIRLS' DRESSES OT TEXTILE MTRL, NT KNIT	DOZ	8,320
6204510000	WOMEN'S/GIRLS' SKIRTS & DIVIDED SKIRTS WOOL, NT KT	DOZ	1,552
6204520000	WOMEN'S/GIRLS' SKIRTS & DIVIDED SKIRTS COTTON,N KT	DOZ	104
6204530000	WOMEN'S/GIRLS' SKIRTS SYNTHETIC FIBERS, NOT KNIT	DOZ	6,265
6204592500	WOMEN'S/GIRLS' SKIRTS OF ARTIFCL FIBERS, NOT KNIT	DOZ	885
6204594000	WOMEN'S/GIRLS' SKIRTS OT TEXTILE MATERIALS, N KNIT	DOZ	6,404
6204610000	W/G TROUSERS OVERALLS BREECHES SHORTS WOOL,NT KNIT	DOZ	167
6204621000	W&G TROUSERS ETC OF COTTON CON>=15% DWN,WFP NT KNT	DOZ	5,536
6204622000	W/G OVERALLS OF COTTON, NOT KNITTED, NESOI	DOZ	180
6204624007	W/G TROUSERS ETC COT CORDUROY NOT CONT DOWN, N KT	DOZ	57

TABLE 1 - SHIPMENTS OF MERCHANDISE FROM THE UNITED STATES TO PUERTO RICO,
BY COMMODITY:FISCAL YEAR 1999

COMM-CODE	COMMODITY AND UNIT OF QUANTITY	QUANTITY	VALUE-\$
6204624013	W/G TROUSERS ETC COT BLUE DENIM NOT CONT DOWN,N KT	DOZ	4,102
6204624017	W/G TROUSERS ETC OT COTTON NOT CONT DOWN, NOT KNIT	DOZ	7,253
6204624057	W/G SHORTS ETC OF COTTON NOT KNITTED, NESOI	DOZ	8,461
6204631000	W&G TROUSERS ETC OF SYN FIB CON>=15% DWN,WFP NT KT	DOZ	132
6204633200	W/G TROUSERS & BREECHES SYN FIBERS NT KNIT NESOI	DOZ	674
6204633550	W/G SHORTS SYNTHETIC FIBER NOT KNITTED NESOI	DOZ	20
6204691500	W/G TROUSER OVERALLS BREECHES SHORTS ART FIB NT KT	DOZ	470
6204697000	W/G TROUSER OVERALLS SHORTS ETC OT TEX MTRL,N KNIT	DOZ	3,062
6205100000	MEN'S OR BOYS' SHIRTS OF WOOL, NOT KNIT	DOZ	544
6205202022	MEN'S OR BOYS' DRESS SHIRTS OF COTTON, NOT KNITTED	DOZ	14,740
6205203000	MEN'S OR BOYS' OTHER SHIRTS OF COTTON, NOT KNITTED	DOZ	74,071
6205301500	MEN'S OR BOYS' SHIRTS MMF CONTAINING>=38% WOOL/FAH	DOZ	1,024
6205302035	MEN'S OR BOYS' DRESS SHIRTS MANMADE FIBERS,NT KNIT	DOZ	3,565
6205302085	MEN'S OR BOYS' DRESS SHIRTS MANMADE FIBERS,NT KNIT	DOZ	245,420
6205900000	MEN'S OR BOYS SHIRTS OT TEXTILE MATERIALS, NT KNIT	DOZ	34,509
6206100000	W/G BLOUSES, SHIRTS AND SHIRT BLOUSES SILK, NT KT	DOZ	50,064
6206200000	W/G BLOUSES, SHIRTS AND SHIRT BLOUSES WOOL, NT KT	DOZ	318
6206300000	W/G BLOUSES SHIRTS & SHIRT BLOUSES COTTON,NOT KNIT	DOZ	34,147
6206400000	W/G BLOUSES, SHIRTS & SHIRT BLOUSES MMF, NOT KNIT	DOZ	184,011
6206900000	W/G BLOUSES SHIRTS ETC OT TEXTILE MATERIALS, NT KT	DOZ	32,413
6207110000	M/B UNDERPANTS AND BRIEFS OF COTTON, NOT KNIT	DOZ	52,227
6207190000	M/B UNDERPANTS AND BRIEFS OT TEXTILE MTRL,NOT KNIT	DOZ	677
6207210000	M/B NIGHTSHIRTS AND PAJAMAS OF COTTON, NOT KNIT	DOZ	156
6207290000	M/B NIGHTSHIRTS & PAJAMAS OT TEXTILE MTRL, NT KNIT	DOZ	23
6207913000	M/B SINGLET, OTHER UNDERSHIRTS COTTON, NOT KNT	DOZ	6,895
6207993000	M/B BATHROBES & SMLR ART OT TEXTILE MTRL, NOT KNIT	DOZ	15
6207995000	M/B SINGLET & OT UNDERSHIRTS OT TEXTILE MTRL,N KT	DOZ	780
6208110000	W/G SLIPS AND PETTICOATS MANMADE FIBERS, NOT KNIT	DOZ	27
6208190000	W/G SLIPS & PETTICOATS OT TEXTILE MATERIALS, N KT	DOZ	298,503
6208210000	W/G NIGHTDRESSES AND PAJAMAS COTTON, NOT KNIT	DOZ	9,544
6208220000	W/G NIGHTDRESSES & PAJAMAS MANMADE FIBERS, NOT KT	DOZ	4,283
6208290000	W/G NGHTDRESS & PAJAMAS OT TETILE MATERIAL, N KNIT	DOZ	33,500
6208911000	W/G BATHROBES DRSSNG GOWN/SMLR ART COTTON,NOT KNIT	DOZ	2,236
6208913000	W/G SNGLET OT UNSHIRT PANTIES ETC COTTON, NOT KNIT	DOZ	2,746
6208920015	W/G BATHROBES DRSSNG GOWN/SMLR ART MMF, NOT KNIT	DOZ	106
6208920035	W/G SNGLET OT UNSHIRT PANTIES ETC MANMADE FIB,N KT	DOZ	608
6208992010	W/G NEGLIGEEES, BATHROBES ETC OF WOOL, NOT KNIT	DOZ	348
6208992020	W/G BRIEFS & PANTIES OF WOOL, NOT KNIT	DOZ	45
6208999000	W/G UNSHIRTS PANTIES BATHROBES ETC MANMADE FIB,NKT	DOZ	188
6209100000	BABIES' GRMNT & CLTHNG ACCESSORIES WOOL, NOT KNIT	DOZ	1,276
6209200000	BABIES' GARMENTS & CLTHNG ACCESS COTTON, NOT KNIT	DOZ	23,341
6209300000	BABIES' GARMENTS/CLTHNG ACCESS SYN FIBERS,NOT KNIT	DOZ	67
6209900000	BABIES' GARMENTS/CLTHNG ACCESS OT TEX MTRL,NOT KNI	DOZ	182,590
6210100000	GARMENTS OF FABRIC OF FELTS/NONWOVEN, NOT KNIT	DOZ	81,020
6210200000	M/B OVERCOATS ETC FELTS NONWOVEN IMPREG TEX F,N KT	DOZ	576
6210300000	W/G OVERCOAT ETC FELTS NONWOVEN IMPREG TEX F, N KT	DOZ	1,301
6210401000	OT M/B GARMENT FELTS NWVN IMPREG TEX FAB, N KT MMF	DOZ	400
6210402000	OT M/B GARMENT FELTS NONWOVEN IMPREG TEX FAB, N KT	DOZ	562
6210501000	OT W/G GARMENT FELTS NONWOVEN MMF FAB, NOT KNIT	DOZ	34
6210502000	OT W/G GARMENT FELTS NONWOVEN IMPREG TEX FAB, N KT	DOZ	585,940
6211110000	MEN'S OR BOYS' SWIMWEAR, NOT KNITTED OR CROCHETED	DOZ	1,056
6211120000	WOMEN'S OR GIRLS' SWIMWEAR, NOT KNITTED OR CROCHET	DOZ	1,132
6211310000	MEN'S OR BOYS' OTHER GARMENTS OF WOOL, NOT KNIT	DOZ	410
6211320000	MEN'S OR BOYS' OTHER GARMENTS OF COTTON, NOT KNIT	DOZ	1,622
6211330000	MEN'S OR BOYS' OTHER GARMENTS MANMADE FIBERS, N KT	DOZ	4,021
6211390000	MEN'S OR BOYS' OT GARMENTS OT TEXTILE MTRL, N KNIT	DOZ	252,395
6211420000	OTH GAR WOM GRLS COTTON EX TRACK SKI-SUITS SWMWER	DOZ	5,419
6211430000	OTH GAR WOM GRLS MM FIB EX TRACK SKI-SUITS SWMWER	DOZ	748
6211490000	OTH GAR WOM GRLS OTH TEX MTRLS EX WL AML HR CT MM	DOZ	52,230
6212100010	BRASSIERES PARTS THEREOF WHTR KNIT OR CROC OF COT	DOZ	329,169
6212100020	BRASSIERES PARTS THEREOF WHTR KT OR CRT OF MM FIB	DOZ	212,460
6212100030	BRASSIERES PARTS THEREOF KT O CR EX COT OR MM FIB	DOZ	8,375
6212200010	GIRDLES AND PANTY-GIRDLES OF COTTON	DOZ	175
6212200020	GIRDLES AND PANTY-GIRDLES OF MANMADE FIBERS	DOZ	291
6212900000	BRACES SUSPENDERS GARTERS ART PARTS KT O CT NESOI	DOZ	5,689,880
6213100000	HANDKERCHIEFS, OF SILK OR SILK WASTE	DOZ	648
6213200000	HANDKERCHIEFS, OF COTTON	DOZ	372
6213901000	HANDKERCHIEFS, OF MANMADE FIBERS	DOZ	2,388
6214100000	SHAWLS SCARVES MUFFLERS MANTILLAS SILK SILK WASTE	DOZ	148
6214300000	SHAWLS SCARVES AND THE LIKE OF SYNTHETIC FIB, N KT	DOZ	55

TABLE 1 - SHIPMENTS OF MERCHANDISE FROM THE UNITED STATES TO PUERTO RICO,
BY COMMODITY:FISCAL YEAR 1999

COMM-CODE	COMMODITY AND UNIT OF QUANTITY	QUANTITY	VALUE-\$
6214400000	SHAWLS SCARVES AND THE LIKE ARTIFICIAL FIBER, N KT	DOZ 98	3,018
6214900090	SHAWLS SCARVES AND THE LIKE OF TEXTILE MATRI NESOI	DOZ 704	18,000
6215100000	TIES, BOW TIES AND CRAVATS, OF SILK OR SILK WASTE	DOZ 20,301	294,854
6215900000	TIES, BOW TIES AND CRAVATS, OF OTH TEXTILE MATERL	DOZ 910	8,634
6216000600	GLOVES MITTENS MITTS IMPREG COATED PLASTIC RUBBER	DPR 3,806	114,035
6216003500	GLOVES, MITTENS AND MITTS, OF COTTON	DPR 248	7,840
6216005000	GLOVES OF WOOL OR FINE ANIMAL HAIR, NOT KNITTED OR	DPR 305	6,960
6216006000	GLOVES OF OTHER TEXTILE MATERIALS NESOI, NOT KNITT	DPR 13,778	358,600
6217100000	OTH MADE-UP CLOTHING ACCESS PART GAR ACCESS NESOI	DOZ 103,783	4,074,364
6217900000	OTH MADE-UP CLOTHING ACCESS PART GAR, PARTS NESOI	DOZ 178,817	4,888,288
OTHER MADE-UP TEXTILES ARTICLES; NEEDLE CRAFT SETS;WORN CLOTHING AND WORN TEXTILE ARTICLES;RAGS..... TOTAL			35,289,640
6301100000	BLANKETS AND TRAVELING RUGS: ELECTRIC BLANKETS	NO 288	10,104
6301200000	BLANKETS (NT ELEC) & TRAVELING RUGS OF WOOL HAIR	NO 769	18,084
6301300000	BLANKETS (NT ELEC) & TRAVELING RUGS OF COTTON	NO 7,008	91,462
6301400000	BLNKET (NT ELEC) & TRAVELING RUGS OF SYNTHETIC FIB	NO 48,593	720,175
6301900000	OTHER BLANKETS AND TRAVELING RUGS	NO 53,753	279,627
6302100000	BED LINEN, KNITTED OR CROCHETED	NO 24,247	183,891
6302210015	OTHER BED LINEN, PRINTED: OF COTTON, PILLOWCASES	NO 28,073	286,948
6302210025	OTHER BED LINEN, PRINTED: OF COTTON, SHEETS	NO 43,406	571,985
6302210035	OTHER BED LINEN, PRINTED: OF COTTON, NESOI	NO 86,438	733,592
6302220020	OTHER BED LINEN, PRINTED: OF MMF, SHEETS	NO 3,668	55,332
6302220030	OTHER BED LINEN, PRINTED: OF MMF, NESOI	NO 3,700	77,248
6302290000	OTH BED LINEN, PRINTED: OF NESOI TEXTILE MATERIALS	NO 8,836	62,288
6302310015	OTHER BED LINEN: OF COTTON, PILLOWCASES	NO 7,327	48,142
6302310025	OTHER BED LINEN: OF COTTON, SHEETS	NO 71,207	758,316
6302310035	OTHER BED LINEN: OF COTTON, NESOI	NO 1,151	8,110
6302320010	OTHER BED LINEN: OF MANMADE FIBERS, PILLOWCASES	NO 631	11,211
6302320020	OTHER BED LINEN: OF MANMADE FIBERS, SHEETS	NO 247,453	1,627,905
6302320030	OTHER BED LINEN: OF MANMADE FIBERS, NESOI	NO 17,274	149,397
6302390000	OTHER BED LINEN: OF NESOI TEXTILE MATERIALS	NO 1,204	11,096
6302400000	TABLE LINEN, KNITTED OR CROCHETED	NO 312	3,726
6302513500	OTH TABLE LINEN: OF COTTON, TABLECLOTHS AND NAPKIN	NO 78,845	404,271
6302514000	OTHER TABLE LINEN OF COTTON: NESOI	NO 75,997	489,063
6302530015	OTHER TABLE LINEN MMF TABLECLOTH & NAPKIN, DAMASK	NO 4,090	59,360
6302530030	OTHER TABLE LINEN MMF TABLECLOTH & NAPKIN, NESOI	NO 1,288	19,720
6302590000	OTHER TABLE LINEN OF NESOI TEXTILE MATERIALS	NO 7,212	50,022
6302600010	TOLIET & KIT LINEN TERRY FAB COT TOWELS: DISH	NO 37,984	159,936
6302600020	TOLIET & KIT LINEN TERRY FAB COT TOWELS: NESOI	NO 282,558	1,184,105
6302600030	TOLIET & KIT LINEN TERRY FAB COT, NESOI	NO 49,704	200,171
6302910010	OTHER COTTON TOWELS OF PILE OR TUFTED CONSTRUCTION	NO 8,094	58,665
6302910025	OTHER COT FURNISHINGS OF PILE OR TUFTED CONSTRUCTI	NO 4,515	14,796
6302910035	OTHER COTTON TOWELS JACQUARD FIGURED	NO 1,490	50,000
6302910048	OTHER COTTON TOWELS NOT JACQUARD FIGURED NESOI	NO 10,959	107,484
6302910060	OTHER COT FURNISHINGS NOT PILE OF TUFTED CONSTRUCT	NO 1,843	17,047
6302920000	OTHER FURNISHINGS OF FLAX: NESOI	NO 16,008	149,975
6302930000	OTHER FURNISHINGS OF MAN-MADE FIBERS: NESOI	NO 15,052	118,556
6302990000	OTHER FURNISHINGS OF OTHER TEXTILE MATERIAL: NESOI	NO 59,467	478,600
6303110000	CURTAIN (DRAPE) & INT BLNDS/BD VAL KT/CROCHET COT	NO 22,561	345,828
6303120000	CURTAIN (DRAPE) & INTER BLND/BD VAL KT/CRO SYN FIB	NO 6,203	97,174
6303190000	CURT & INTR BLND CURT/BD VAL KT/CROC NESOI TEX MAT	NO 40,203	630,323
6303910000	CURTAIN & INTERIOR BLNDS/BED VALANCES, NESOI, COT	NO 2,599	100,226
6303920000	CURTAIN & INTER BLNDS/BED VALANCES, NESOI SYN FIB	NO 7,064	132,205
6303990000	CURT & INT BLND CURT/BD VAL NESOI TEX MAT NT KT/CR	NO 36,799	919,215
6304190000	OTH FURNISHING ARTI EXC HEADING 9404 BEDSPRD NESOI	NO 97,870	3,430,004
6304920000	OTHER FURNISH ART NT 9404 NESOI NT KT/CROCHET COT	NO 24,839	474,018
6304930000	OTHER FURN ART NT 9404 NESOI NT KT/CROCHET SYN FIB	NO 13,813	395,240
6304990000	OTH FURN ART EXC HEADING 9404 NESOI N/KT/CR OTH MAT	KG 65,315	168,826
6305100000	SACK & BAG FOR PKG GOOD JUTE/BAST FIB OF HEAD 5303	KG 1,633	28,857
6305200000	SACKS & BAGS KIND USED FOR PACKING OF GOODS COTTON	KG 56,426	157,438
6305320000	SACK & BAG FOR PKG GOOD MMADE MAT, FLEX BULK CONT.	KG 1,045,333	11,533,981
6305330000	SACK & BAG FOR PKG GOOD MMADE MAT POLYETHYLENE	KG 38,651	103,289
6305390000	SACK & BAG FOR PKG GOOD MANMADE TEXTILE MAT NESOI	KG 27,931	181,417
6305900000	SACK & BAG USED FOR PACKING GOODS NESOI TEX MAT	KG 27,780	135,129
6306110000	TARPAULINS, AWNINGS AND SUNBLINDS OF COTTON	KG 3,349	10,541
6306120000	TARPAULIN, AWNINGS AND SUNBLINDS OF SYNTHETIC FIB.	KG 25,358	75,157
6306190000	TARPAULINS, AWNINGS & SUNBLINDS: OF OTH TEX MAT	KG 511,630	1,015,445

TABLE 1 - SHIPMENTS OF MERCHANDISE FROM THE UNITED STATES TO PUERTO RICO,
BY COMMODITY-FISCAL YEAR 1999

COMM-CODE	COMMODITY AND UNIT OF QUANTITY	QUANTITY	VALUE-\$
6306210000	TENTS AND CAMPING GOODS: TENTS OF COTTON	KG 199	6,007
6306221000	TENTS OF SYNTHETIC FIBERS BACKPACKING TENTS	NO 202	5,387
6306229000	TENTS OF SYNTHETIC FIBERS, NESOI	KG 3,458	33,526
6306290000	TENTS OF NESOI TEXTILE MATERIALS	KG 24,794	146,857
6306310000	SAILS OF SYNTHETIC FIBERS	KG 4,134	37,226
6306490000	PNEUMATIC MATTRESSES OF NESOI TEXTILE MATERIALS	KG 15,003	78,706
6306990000	TARPLN, SAIL, AWNING, SUNBLND, TENTS GOOD NESOI MAT	KG 24,908	128,068
6307100000	OTH MDE-UP ART INC DRES PATRN FLCTH, DSHCTH, DUSTR	KG 34,433	171,675
6307200000	OTH MDE-UP ART INC DRESS PATTRN LIFEJCKT & LIFEBLT	KG 471	13,847
6307903000	OTH MADE-UP ART INC DRESS PATTERNS: NESOI LABELS	KG 47,481	145,807
6307904000	OTH MADE-UP ART INC DRESS PATRN NESOI CORD & TASEL	KG 1,014	26,730
6307906000	OTH MD-UP ART INC DRES PTRN NESOI CORSET/F-WRE LAC	KG 10,689	113,858
6307906500	OTH MADE-UP ART INC DRESS PATN NESOI SURGICAL DRPE	KG 88,197	495,686
6307908910	OTHER MADE-UP ARTICLES, SURGICAL TOWELS	NO 15,152	184,437
6307909925	OTHER MADE-UP NATIONAL FLAGS OF THE U.S.	NO 7,074	300,100
6307909990	OTHER MADE-UP ARTICLES OF TEXTILE MATERIAL NESOI	KG 191,313	2,173,345
6309000000	WORN CLOTHING AND OTHER WORN ARTICLES	KG 725,861	1,752,683
6310100000	USED/NEW RAG, SCRIP TWNE & WORN-OT ART TWNE ETC SOR	KG 401,374	155,793
6310900000	USE/NEW RAG, SCRIP TWNE & WRN-OT ART TWNE ETC NESOI	KG 220,950	108,249
	FOOTWEAR, HEADGEAR, UMBRELLAS, SUN UMBRELLAS, WALKING STICKS, SEATSTICKS, WHIPS, RIDING CROPS AND PARTS THEREOF; PREPARED FEATHERS AND ARTICLES MADE THEREWITH; ARTIFICIAL FLOWERS; ARTICLES OF HUMAN HAIR..... TOTAL		149,361,878
	FOOTWEAR, GAITERS AND THE LIKE; PARTS OF SUCH ARTICLES..... TOTAL		144,072,501
6401100000	WATERPROOF FOOTWEAR RUBBER/PLASTIC A METAL TOE-CAP	PRS 9,832	256,672
6401910000	WATERPROOF FOOTWEAR RUBBER/PLASTIC COVERS THE KNEE	PRS 1,720	5,040
6401923000	WATERPROOF FTWR RUB/PLAS SKI & SNOWBOARD BOOTS	PRS 233	13,033
6401927000	BOOTS RUB PLAST NO STITCH OV ANKLE NOV KNEE NESOI	PRS 9,314	84,965
6401990000	SHOES RUB PLAST NO STITCH NOT OVER ANKLE NESOI	PRS 15,791	231,122
6402120000	OTH FTWR RUB/PLAS SKI, CROSS-CTY & SNOWBOARD BOOTS	PRS 240	11,905
6402190000	FOOTWEAR RUB PLAST STITCH SPORTS FOOTWEAR NESOI	PRS 4,105	168,334
6402300000	FOOTWEAR RUB PLAST STITCH NESOI METAL TOE-CAP	PRS 18,838	202,580
6402911500	FOOTWEAR RUB PLAST STITCH NESOI ANKLE COVER MENS	PRS 39,207	715,073
6402913500	FOOTWEAR RUB PLAST STITCH NESOI ANKLE COVER NESOI	PRS 126,155	935,648
6402991810	OTH FTWR R/P UPPER>90% RUBR/PLASTIC HOUSE SLIPPERS	PRS 34,989	931,416
6402991815	OTH FTWR R/P UPPER>90% R/P TENNIS/BASKETBALL SHOES	PRS 1,913,535	14,457,392
6402995100	FOOTWEAR RUB PLAST STITCH NESOI FOR MEN	PRS 24,014	319,400
6402995400	FOOTWEAR RUB PLAST STITCH NESOI FOR WOMEN	PRS 12,117	140,012
6402995700	FOOTWEAR RUB PLAST STITCH NESOI EXC MEN AND WOMEN	PRS 389,127	17,039,529
6403120000	FTWR W/LTHR UPP, SKI, CROSS-CTY & SNOWBOARD BOOTS	PRS 129	11,601
6403190000	FOOTWEAR LEA UPPER, SPORTS FOOTWEAR EXC SKI-BOOTS	PRS 1,470,134	34,589,192
6403200000	FTWR SOL LTHR UPPER LTHR STRAPS AND AROUND BIG TOE	PRS 3,613	61,293
6403300000	FTWR BASE/PLATFORM OF WOOD NOT WITH METAL TOE-CAP	PRS 896	18,846
6403400000	FOOTWEAR LEA UPPER NESOI WITH A METAL TOE-CAP	PRS 363	24,649
6403511000	FOOTWEAR LEA UPPER NESOI LEA O SOL ANK COV MEN	PRS 32,425	468,868
6403512000	FOOTWEAR LEA UPPER NESOI LEA O SOL ANK COV WOMEN	PRS 52,464	883,201
6403514000	FOOTWEAR LEA UPPER NESOI LEA O SOL ANKL COV NESOI	PRS 9,076	203,417
6403592500	FOOTWEAR LEA UP A SOL NESOI NOT ANK COV MEN	PRS 28,930	892,118
6403594500	FOOTWEAR LEA UP A SOL NESOI NOT ANK COV WOMEN	PRS 21,150	353,685
6403596500	FOOTWEAR LEA UP A SOL NESOI NOT ANK COV NESOI	PRS 2,988	86,980
6403911000	FOOTWEAR LEA UP NONLEA SOL ANKLE COV WORK SHOES	PRS 19,302	541,911
6403911500	FOOTWEAR LEA UP NONLEA SOL ANK TENNIS ETC MEN ETC	PRS 23,046	873,470
6403912000	FOOTWEAR LEA UP NONLEA SOL ANK COV NESOI MEN	PRS 107,857	3,440,151
6403914000	FOOTWEAR LEA UP NONLEA SOL ANK COV NESOI WOMEN	PRS 181	2,940
6403918000	FOOTWEAR LEA UP NONLEA SOL ANKCOV NESOI EX MN WOMN	PRS 9,782	262,033
6403991500	FOOTWEAR LEA UP NONLEA SOL NOT ANKL HOUSE SLIPPERS	PRS 2,446	69,513
6403992500	FOOTWEAR LEA UP NONLEA SOL NOT ANKL WORK SHOES	PRS 142,384	4,116,925
6403993500	FOOTWEAR LEA UP NONLEA SOL NOTANK TENNIS MEN ETC	PRS 23,805	361,050
6403995500	FOOTWEAR LEA UP NONLEA SOL NOT ANKL NESOI MEN	PRS 86,995	3,239,668
6403996500	FOOTWEAR LEA UP NONLEA SOL NOT ANKL NESOI WOMEN	PRS 30,805	666,594
6403998500	FOOTWEAR LEA UP NONLEA SOL NOT ANK NESOI EX MN WMN	PRS 136,225	1,606,614
6404110000	FOOTWEAR TEX UP RUBPLAS SOL SPORT SHOES	PRS 24,773	263,310
6404191000	FOOTWEAR TEX UPPERS RUB/PLAS SOLE, HOUSE SLIPPERS	PRS 5,321	34,682
6404194500	FOOTWEAR TEX UP RUBPLAS SOL NESOI FOR MEN	PRS 26,448	132,686

TABLE 1 - SHIPMENTS OF MERCHANDISE FROM THE UNITED STATES TO PUERTO RICO,
BY COMMODITY:FISCAL YEAR 1999

COMM-CODE	COMMODITY AND UNIT OF QUANTITY		QUANTITY	VALUE-\$
6404195500	FOOTWEAR TEX UP RUBPLAS SOL NESOI FOR WOMEN	PRS	3,998	23,330
6404196500	FOOTWEAR TEX UP RUBPLAS SOL NESOI EXC MEN OR WOMEN	PRS	44,693	689,235
6404204500	FOOTWEAR TEX UP LEA SOLE FOR WOMEN	PRS	3,039	74,966
6404208500	FOOTWEAR TEX UP LEA SOLE EXCEPT FOR MEN AND WOMEN	PRS	13,964	50,095
6405100030	OTH FTWEAR W UPPERS LEATHER/COMPOSITION LEATHER MN	PRS	110,969	1,821,808
6405100060	OTH FTWEAR W UPPERS LEATHER/COMPOSITION LEATHER WM	PRS	54,748	924,427
6405100090	OTH FTWEAR W UPPERS LEATHER/COMP LEATHER OT PERSON	PRS	22,058	404,412
6405201500	OTHER FOOTWEAR NESOI TEX UPPER HOUSE SLIPPERS	PRS	1,675	13,872
6405202500	FOOTWEAR NESOI TEX UPPER FOR MEN	PRS	286	4,655
6405204500	FOOTWEAR NESOI TEX UPPER FOR WOMEN	PRS	6,835	94,415
6405206500	FOOTWEAR NESOI TEX UPPER EXCEPT FOR MEN AND WOMEN	PRS	631,893	29,481,130
6405909000	OTHER FOOTWEAR OTHER NESOI	PRS	238,970	3,618,199
6406100000	FOOTWEAR UPPERS AND UPPER PARTS EXCEPT STIFFENERS	X		5,286,925
6406200000	PARTS OF FTWEAR OUT SLS & HLS OF RUBBER OR PLASTIC	X		9,592,216
6406991530	LEG WARMERS	DOZ	8,236	207,307
6406999500	FOOTWEAR PARTS NESOI,AND ACCESSORIES ETC NESOI	X		3,070,037
HEADGEAR AND PARTS THEREOF.....			TOTAL	1,451,889
6501000000	HAT FORMS/BODIES,HOODS,PLATEAUX&MANCHONS OF FELT	KG	1,744	11,503
6502000000	HAT SHAPES,PLAIED OR ASSEMBLD STRIPS ANY MATERIAL	DOZ	39	10,596
6503000000	FELT HATS & OTHER FELT HEADGEAR FROM HEADING 6501	KG	547	24,126
6504000000	HATS&OTHR HDGR,PLAIED/ASSEMBLD STRIPS ANY MATERIAL	DOZ	10,324	91,585
6505100000	HAIR-NETS,ANY MATERIAL,WHETHER OR NOT LINED/TRIMMD	KG	1,445	6,372
6505908015	NONWOVN DISPOSABLE HEADGR MMF	DOZ	374,178	70,999
6505908600	OTHR HATS&HDGR,KNITD/CRCHETD,LACE,FELT,OTH TEX MAT	DOZ	10,937	297,938
6506100010	ATH, REC AND SPORT SAFETY HEADGEAR, LINED OR TRMED	DOZ	1,746	415,360
6506100090	SAFETY HDGR,WHETHER/NOT LINED/TRIMMED, N.E.S.O.I.	DOZ	2,178	190,736
6506910000	OTHER HEADGR OF RUBBER/PLASTICS(INCL BATHING CAPS)	DOZ	5,810	35,817
6506990000	OTHR HEADGR OTHR MATRLS NESOI WHETHER/NOT LINE/TRM	DOZ	8,287	270,117
6507000000	HDBANDS,LININGS,COVERS,FRAMES,VISORS,ETC CHINSTRAP	DOZ	6,317	26,750
UMBRELLAS,SUN UMBRELLAS, WALKING STICKS,SEATSTICKS,WHIPS,RIDING CROPS AND PARTS THEREOF.....			TOTAL	1,456,610
6601100000	UMBRELLAS, GARDEN OR SIMILAR	DOZ	817	22,507
6601910000	UMBRELLAS HAVING A TELESCOPIC SHAFT	DOZ	13,113	186,198
6601990000	UMBRELLAS, NESOI	DOZ	9,727	256,872
6603104000	UMBRELLA HANDLES KNOBS OF HEADING 6601 OR 6602	DOZ	5,171	23,104
6603108000	HANDLES AND KNOBS OF HEADING 6601 OR 6602, NESOI	DOZ	17	3,690
6603904000	UMBRELLA TIPS & CAPS OF HEADING 6601 OR 6602	X		158,453
6603908000	PARTS, TRIMMINGS & ACCESS OF HEADING 6601 OR 6602	X		805,786
PREPARED FEATHERS AND DOWN AND ARTICLES MADE OF FEATHERS OR OF DOWN;ARTIFICIAL FLOWERS; ARTICLES OF HUMAN HAIR.....			TOTAL	2,380,878
6702100000	PLASTIC ARTIFICIAL FLOWERS, FOLIAGE, & FRUIT & PTS	X		1,672,253
6702900000	ARTIFICIAL FLOWERS,FOLIAGE,FRUIT & PTS, EXC PLASTIC	X		550,395
6703000000	HUMAN HAIR, WOOL/OTH ANIMAL HAIR, EXC TEXT FOR WIG	KG	126	5,341
6704110000	WIGS, COMPLETE OF SYNTHETIC TEXTILE MATERIAL	NO	2,142	39,881
6704190000	WIGS, FLASE BEARDS, EYEBROWS & EYELASHES, NESOI	X		106,533
6704200000	WIGS, FLASE BEARDS, EYEBROWS & ETC OF HUMAN HAIR	X		6,495
ARTICLES OF STONE,PLASTER,CEMENT, ASBESTOS,MICA OR SIMILAR MATERIALS; CERAMIC PRODUCTS;GLASS AND GLASSWARE.....			TOTAL	157,697,256
ARTICLES OF STONE,PLASTER,CEMENT, ASBESTOS,MICA OR SIMILAR MATERIALS.....			TOTAL	52,229,177
6801000000	SETTS, CURBSTONES AND FLAGSTONES, OF NAT ST EX SLT	T	34	33,814
6802100000	TILES ETC LS TH 7CM; ARTFLY CLRD GR CHPGS A PWDR	X		2,487,516
6802210000	MARBLE, TRAVERTINE A ALABASTER, CUT, FLAT	T	51	65,890
6802220000	OTH CALC MON BLDG STONE SMPLY CT OR SWN	T	67	34,415
6802290000	STONE, NESOI MON OR BLDG SMPLY CUT OR SWN	T	21	59,256
6802910000	MARBLE, TRAVERTINE AND ALABASTER, OTHER, NESOI	T	1,031	2,120,915
6802930000	GRANITE, NESOI	T	1	3,100

TABLE 1 - SHIPMENTS OF MERCHANDISE FROM THE UNITED STATES TO PUERTO RICO,
BY COMMODITY/FISCAL YEAR 1999

COMM-CODE	COMMODITY AND UNIT OF QUANTITY	QUANTITY	VALUE-\$
6802990000	OTHER MONUMENTAL OR BUILDING STONE, NESOI	T 8	39,771
6803000000	SLATE, WORKED AND ARTICLES; ARTICLES OF AGGLOM SLT	X	1,794,020
6804210000	OTH MILLSTNS ETC OF AGGLM SYNTHTC OR NAT DIAMOND	NO 102,523	2,651,079
6804220000	OTH MILLSTNS GRINDSTNS A GRINDNG WHEELS AGGL ABRVS	X	85,698
6804230000	OTH MILLSTNS GRINDSTNS ETC OF NATURAL STONE	NO 1,486	29,246
6804300000	HAND SHARPENING OR POLISHING STONES	NO 12,802	51,686
6805100000	ABRASVS ON A BASE OF WOVEN TEXTILE FABRIC ONLY	KG 8,343	78,250
6805200000	ABRASIVES ON A BASE OF PAPER OR PAPERBOARD ONLY	KG 94,184	958,247
6805300000	ABRASIVES ON A BASE MATERIAL OTH THN FABRC O PAPER	KG 94,387	725,686
6806100000	SLAG WOOLS ROCK OR OTH MINRL WOOLS BULK NESOI	X	430,345
6806200000	EXFL VERMIC EXPND CLYS FOMD SLAG ETC INC INTR MXT	KG 348,223	2,327,085
6806900010	ACCOUSTICAL PADS & BOARDS, MINERAL WOOLS & MIXTURES	M2 893,715	2,186,673
6806900050	MXTRS A ART OF HEAT-INSL O SND-ABSRB MIN MTRL NES	X	3,364,274
6807100000	ARTICLES OF ASPHALT OR SIMILAR MATERIALS IN ROLLS	KG 3,220,014	4,980,620
6807900010	ROOFING AND SIDING OF ASPHALT, OR SIMILAR MATERIAL	KG 12,283,559	7,020,092
6807900050	ARTICLES OF ASPHALT OR SIMILAR MATERIAL NESOI	KG 4,781,807	4,338,332
6808000000	PNLS BRDS ETC O VEG FBR AG W CMNT PLSTR ETC BNDRS	KG 26,128	636,462
6809110000	PLSTR BRDS ETC NT ORNA, FCD W PPR O PPRBRD ONLY	KG 20,803,957	3,605,997
6809190000	PLASTER BOARDS PANELS ETC NOT ORNAMENTED NESOI	X	442,121
6809900000	OTH ARTCLS OF PLASTER OR O CMPSTNS BS PLS NESOI	X	4,015,093
6810110000	BLDG BLCKS A BRCKS OF CMNT CNCRT ART ST W O N REIN	X	224,453
6810191000	FLR A WL TILS OF CMNT CNCRT OR ARTFCL STONE	M2 4,221	126,586
6810195000	ARTCLS NESOI OF CMNT CNCRT OR ARTFCL STONE	X	1,538,341
6810910000	PREFB STRCTRL CMPNTS O CNCRT CMNT O ARTF STONE	X	3,731,403
6810990000	CEMENT, CONCRETE, ARTIFICIAL STONE ARTICLES, NESOI	X	897,415
6811100000	CORRUGATED SHEETS OF ASBESTOS ETC	KG 5,000	18,000
6811200000	OTH SHTS PANLS TILES ETC NESOI OF ASBST CMNT ETC	KG 88,958	136,194
6811300000	TUBES PIPES AND FTGS OF ASBESTOS CEMENT ETC	KG 54,185	201,316
6811900000	ARTCLS NESOI OF ASBESTOS-CEMENT ETC	KG 45,650	50,359
6812100000	FBRCTD ASBSTS FBRS; MXTRS O ASB O ASBS-CRBNTE	KG 9,851	182,604
6812200000	ASBESTOS YARN AND THREAD	KG 2,359	10,400
6812400000	ASBESTOS MOVEN OR KNITTED FABRIC	KG 357	4,684
6812600000	ASBESTOS PAPER, MILLBOARD AND FELT	X	2,520
6812900010	ASBESTOS ARTICLES NESOI FOR USE IN CIVIL AIRCRAFT	X	21,996
6812900020	ASBESTOS GASKETS, PACKING AND SEALS	KG 14,585	50,000
6812900050	ASBESTOS ARTICLES, NESOI	X	190,995
6813100000	BRAKE LININGS A PADS, ASBESTOS, OTH MINRLS, CELULS	X	118,763
6813900000	OTH FRICTION MATERL, ASBESTOS, OTH MINRLS, CELLULS	X	8,526
6814100000	PL SH STR OF AGGLMRTD OR RCNSTD MICA	KG 145	5,824
6814900000	MICA, WORKED AND ARTCLS NESOI	KG 108	2,892
6815100000	NONELECTRICAL ARTICLES OF GRAPHITE OR CARBON	X	19,833
6815200000	ARTICLES OF PEAT	X	42,692
6815910000	ARTCLS NESOI CNTNG MAGNESITE, DOLMT OR CHROMITE	X	24,112
6815990000	OTH ARTICLES OF STONE OR OTH MIN SUBSTNCES NESOI	X	63,385
CERAMIC PRODUCTS..... TOTAL			32,560,722
6901000000	BRCKS, BLCKS, TILS A OTH CERMC GDS SLCS EARTH	T 240	291,311
6902105000	REFRCTRY BRICKS ETC OVER 50 PCT MGO CAO CHROM NESI	T 254	357,549
6902201010	ALUMINA BRICKS	THS 79	80,170
6902201020	REFRACT BRICKS OV 50 PCT SILICA/ALUMINA EX AL BRCK	THS 47	21,664
6902205010	ALUMINA BLOCKS, TILES A SIM CONSTRUC GDS EX BRICKS	T 40	22,190
6902205020	BLOCKS TILES ETC OV 50 PCT SILICA/ALUM EX ALUMINA	T 179	246,963
6902901010	CLAY BRICKS, REFRACTORY, NESOI	THS 55	25,500
6902901020	NONCLAY REFRACTORY BRICKS NESOI	T 5	14,363
6902905010	BLOCKS, TILES ETC OF CLAY NESOI EXC BRICKS	T 288	223,858
6902905020	BLOCKS, TILES ETC, NONCLAY, REFRACT CERAM NESOI	T 67	38,699
6903100000	OTH REFRAC CERAMIC GDS W GRAPHITE/CARBON OV 50PCT	KG 18,238	38,523
6903200000	OTH REFRAC CERAM GDS NES ALUMINA/SILICA OV 50 PCT	KG 19,073	60,071
6903900010	OTH REFRAC CERAM GDS NESOI OF CLAY	KG 10,371	25,096
6903900050	OTH REFRACTORY CERAMIC GOODS NESOI, NONCLAY	KG 1,603	55,821
6904900000	CERAMIC FLOORING BLOCKS, SUPPRT OR FILLR TILE ETC	X	1,484,776
6905100000	ROOFING TILES, CERAMIC	X	715,998
6905900000	CERAMIC CONSTRUCTIONAL GDS A ARCHITCL ORNMNTS, NES	X	83,796
6906000000	CERAMIC PIPES, CONDUITS, GUTTERING A PIPE FITTINGS	KG 2,664,357	3,078,661
6907100000	UNGLZD CERAM TILES, CUBES ETC, SIDES LS THN 7 CM	M2 118,933	535,256
6907900000	UNGLAZED CERAMIC FLAGS A PAVING, HEARTH A WALL TILS	M2 261,001	1,432,214
6908100000	GLZD CERAM TILES CUBES ETC FTTNG IN SQ UN 7CM	M2 212,924	631,609
6908900000	GLAZED CERAMIC FLAGS A PAVING, HEARTH A WALL TILES	M2 20,965	203,662
6909110000	PORCELAIN OR CHINA WARES FOR LAB, CHEM OR TECH USE	X	129,392

TABLE 1 - SHIPMENTS OF MERCHANDISE FROM THE UNITED STATES TO PUERTO RICO,
BY COMMODITY:FISCAL YEAR 1999

COMM-CODE	COMMODITY AND UNIT OF QUANTITY		QUANTITY	VALUE-\$
6909120000	CERAMIC ARTCLS W HARDNSS EQUIV TO 9 OR OV MOHS	X		65,825
6909191000	FERRITE CORE MEMORIES	X		162,258
6909195000	CERAMIC WARE FOR LAB CHEMCL OR TECHNCL USE, NESOI	X		160,186
6909900000	CERAMIC RECEPTCLS FR AGRIC A FOR CONVEY/PACK GOODS	X		46,787
6910100005	WATER CLOSET BOWLS, FLUSHOMETER TYPE PORCLN/CHINA	NO	7,287	316,884
6910100010	WATER CLOSET BOWLS W TANKS IN 1 PC, PORCLN O CHINA	NO	19,969	4,388,443
6910100025	OTHR WATER CLOSET BOWLS, TANKS, PORCLN/CHINA NESOI	NO	46,905	4,167,131
6910100030	SINKS AND LAVATORIES OF PORCELAIN OR CHINA	NO	19,730	2,088,538
6910100050	SANITARY FIXTURES OF PORCELAIN OR CHINA, NESOI	NO	172,864	1,694,747
6910900000	CERAMIC SANITARY FIXTURES OTH THN OF PORCLN/CHINA	X		1,060,179
6911101000	PORCLN OR CHINA HTL/RSRNT A OTHR WARE NOT HH WARE	DPC	26,494	480,572
6911105500	TABLE/KITCHENWARE, PORCLN OR CHINA, NT HOTL/RESTNT	DPC	19,308	553,855
6911800010	TOILET ARTICLES OF PORCELAIN OR CHINA	X		382,536
6911900050	HOUSEHOLD ARTICLES OF PORCELAIN OR CHINA, NESOI	X		289,906
6912001000	EARTHENWARE TABLE/KITCH WARE, GLZD, BROWN/BLACK	DPC	243,390	2,504,777
6912002500	OTHR CERAM TBL/KTCHN WARE NT PORCLN/CHINA, NESOI	DPC	37,612	538,762
6912005000	CERAMIC HOUSEHOLD A TOILET ARTICLES NT PORC NT TBLW	X		1,382,708
6913100000	STATUETTES AND OTHER ORNMNTL ARTCLS, PORCLN OR CHN	X		84,916
6913900000	STATUTTES A OTH ORNMNTL CERAM ARTCLS NT PORC/CHINA	X		797,498
6914100000	ARTICLES OF PORCELAIN OR CHINA, NESOI	X		12,226
6914900000	CERAMIC ARTICLES NESOI	X		1,587,250
GLASS AND GLASSWARE.....			TOTAL	72,907,357
7001000000	CULLET A OTH WST A SCRIP GLASS; GLASS IN MASS	KG	672,137	235,248
7002100000	GLASS BALLS NOT MICROSPHERES OF HEADNG 7018 UNWRKD	KG	450,766	251,574
7002200000	GLASS RODS, UNWORKED	KG	78	8,275
7002310000	TUBES OF FUSED QUARTZ OR OTH FSD SILICA, UNWORKED	KG	1,633,150	2,704,826
7002390090	TUBES OF GLASS NESOI, UNWORKED	KG	803,034	422,557
7003120000	NONWRD SHTS CAST/RD GLASS, COLRD,OPAC,FLSHD,LAYRD	M2	251	3,000
7003190000	CAST OR ROLLED GLASS IN NONWIRED SHEETS, NESOI	M2	15,154	119,133
7004200000	DRW/BLWN GLASS SHEETS COLORD OPAC FLASH SPEC LAYER	M2	14,470	120,771
7004900000	DRWN/BLWN GLSS SHTS W/WO ABSRB/RFCT LYR N OTH WRKD	M2	32,479	281,936
7005100000	FLOAT GLASS ETC IN NONWRD SHTS W ABS/REFL LAYER	M2	611,145	4,701,857
7005210000	NONWRD GLSS CLRD OPC FLSHD OR SRFC GRND N AB/RF LY	M2	292,148	1,609,943
7005290000	NONWIRED GLASS NESOI	M2	241,119	1,068,116
7005300000	FLOAT GLS ETC, WIRED SHTS, W OR WO ABSB LAYER UNWK	M2	18,854	70,697
7006000000	GLS OF 7003-5 BNT,EDG WKD, ENGR,DRL,NML OTHR ETC	M2	26,180	653,644
7007110000	TOUGHND SAFETY GLS OF SIZE A SHAPE FOR VEHCLS ETC	M2	29,700	1,234,452
7007190000	TOUGHND SAFETY GLASS, NOT FOR VEHICULAR USE	M2	250,499	1,267,194
7007211000	WINDSHIELDS OF LAMINATED SAFETY GLASS	M2	15,111	250,308
7007215000	LAMINATED SAFETY GLASS FOR VEHCLS, EXC WINDSHIELDS	M2	1,489	70,432
7007290000	LAMINATED SAFETY GLASS, NOT FOR VEHICULAR USE	X		1,338,378
7008000000	MULTIPLE-WALLED INSULATING UNITS OF GLASS	NO	1,774	279,113
7009100000	REAR-VIEW MIRRORS FOR VEHICLES	NO	9,282	101,523
7009910000	GLASS MIRRORS UNFRAMED NOT VEHICLE REARVIEW MIRROR	CM2	97,483	205,207
7009920000	GLASS MIRRORS, FRAMED, EXC REARVIEW	CM2	14,073	206,540
7010100000	AMPOULES, GLASS, FOR CONVEYANCE OR PACKNG OF GOODS	GRS	25,089	166,183
7010910500	PHARMACEUTICAL CONTAINERS, GLASS, OVER 1 LITER	GRS	199,579	1,659,223
7010912050	GLSS CONT PERF/TLTR FOR/WTH GRND GLSS STPPRS OV 1	GRS	8,215	143,283
7010915020	OTH GLASS CONTNRS W/WO CLSRS WIDE MOUTH OV 1 LTR	GRS	24,697	317,515
7010915080	OTH GLASS CONTNRS W/WO CLSRS NT WD MOUTH OV 1 LTR	GRS	103,301	2,987,943
7010920500	PHARMACEUTICAL CONTNRS, GLASS, OV 0.33 NOV 1 LITER	GRS	77,595	1,395,195
7010922050	GLSS CONT TLTR WTH/FR GRND GLSS STPPRS;OV.33NOV 1L	GRS	22,478	743,035
7010925020	OTH GLSS CONTNRS W/WO CLSRS WD MOUTH OV.33 NOV 1 L	GRS	36,680	657,014
7010925050	OTH GLSS CONTNRS W/WO CLSRS NT WD MTH OV .33 NOV 1	GRS	293,660	4,895,572
7010930500	PHARMACEUTICAL CNTRS, GLASS, OV 0.15 NOV 0.33 LTR	GRS	55,828	744,354
7010935020	OTH GLSS CONTNRS W/WO CLSRS WD MTH OV .15 NOV .33	GRS	931	23,273
7010935080	OTH GLSS CONTNRS W/WO CLSRS NT WD MTH OV.15 NOV.33	GRS	3,606	84,320
7010940500	PHARMACEUTICAL CNTNRS, GLASS, NOT OVER 0.15 LITER	GRS	4,246	33,748
7010945000	OTH GLASS CONTNRS W/WO CLOSURES; NOT OVER 0.15 LTR	GRS	27,820,993	1,425,954
7011100000	GLSS ENVLPS OPN A GLS PTS W/O FTNGS F ELCTRC LGHTG	THS	7,904	100,718
7011900000	GLASS ENVELOPES, OPEN, A PARTS, W/O FTNGS, NESOI	X		2,592,408
7013100000	GLASSWR OF GLS-CERAMICS FOR TABLE, KITCHN, OFF ETC	NO	191,409	622,066
7013290000	DRINKING GLASSES NESOI	NO	1,922,877	1,106,124
7013310000	TBL O KTCHN GLSSWR NT DRNKNG GLSS OF LEAD CRYSTAL	NO	1,737	17,549
7013320000	HH GLSWR NT DRNK GLS LNR COEF EXP NOV 5X/6KV ETC	NO	5,257	63,988
7013390000	OTHER TABLE OR KITCHEN GLASSWARE NESOI	NO	358,883	283,621
7013910000	OTHER GLASSWARE, LEAD CRYSTAL, NESOI	NO	112,728	578,040
7013990000	OTHER GLASSWARE, NOT LEAD CRYSTAL, NESOI	NO	5,687,101	4,592,346

TABLE 1 - SHIPMENTS OF MERCHANDISE FROM THE UNITED STATES TO PUERTO RICO,
BY COMMODITY:FISCAL YEAR 1999

COMM-CODE	COMMODITY AND UNIT OF QUANTITY		QUANTITY	VALUE-\$
7014001000	GLASS LENS BLANKS (OTH THN FR SPECTCLS) NT OPT WKD	NO	52,826	129,699
7014002000	OTHER OPTCL ELMNTS GLSS NT LNS BLNKS NT OPT WRKD	NO	45,407	118,697
7014003000	LENSES, FILTERS A PRTS, GLASS, NT OPTIC ELEM N WKD	X		63,009
7014005000	SIGNALLING GLASSWARE, NOT OPTICALLY WORKED, NESOI	X		49,469
7015100000	GLASSES FOR CORRECTIVE SPECTACLES, NT OPTICLY WRKD	NO	17,554	89,890
7015900000	CLOCK, WATCH, NONCORRECTIVE GLASS ETC NESOI	X		14,280
7016100000	GLASS CUBES A SMLLWRS, BACKD OR NOT, FR MOSAICS ET	X		229,175
7016900000	GLS CONS ART NESOI;LD WNDWS;MLTCLR/FMD GLS ARTCLS	X		1,833,707
7017100000	LAB, HYGIENIC, PHARMACEUT GLSWR, FUSD QURTZ/SILICA	X		7,079,394
7017200000	LAB, HYGINC, PHARM GLSWR W LIN COEF NOV 5X10-6 NES	X		75,878
7017900010	MICROSCPE SLIDES A MICRO COVER GLASSES OF GLS NESI	X		112,934
7017900050	OTHER LABORATORY, HYGIENIC OR PHARM GLASSWR NESOI	X		5,303,206
7018100000	GLSS BEADS IMIT PRLS PRC/SMPRC ST ETC;ART NT JWLRY	X		760,041
7018200000	GLASS MICROSPHERES NOT EXCEEDING 1 MM IN DIAMETER	KG	17,355	7,700
7018900000	GLSS EYS NT PRO; ORNAMENTS O LMP-WRKD GLSS NT JWLJR	X		326,775
7019110000	CHOPPED STRANDS GLASS FIBERS NOT OVER 50MM LONG	KG	60,357	209,201
7019120040	GLASS FIBER ROVINGS USED IN IND AS PCKG O LUB MAT	KG	581	10,319
7019120080	GLASS FIBER ROVINGS NESOI	KG	2	3,801
7019191000	GLASS FBR YARN, NT CLRD, IN IND AS PCKG O LUB MTRL	KG	1,806	14,826
7019192000	GLASS FIBER YARN, NESOI	KG	1,442	3,890
7019193000	CHOPPED STRANDS OF GLASS FIBERS NESOI	KG	1,014,514	1,361,034
7019194000	SLIVERS OF GLASS FIBERS	KG	7,081	50,431
7019310000	MATS, NONWOVEN, OF GLASS FIBERS	KG	21,589	33,250
7019320000	THIN SHEETS (VOILES), NONWOVEN, OF GLASS FIBERS	KG	2,815	5,170
7019391000	INSULATION PRODUCTS OF GLASS FIBERS	X		3,427,612
7019395000	WEBS, MATTRS, BRDS ETC, NONWOVEN OF GLS FIBRS NESI	X		3,260,546
7019400000	NARROW FABRICS, WOVEN, OF GLASS FIBER ROVINGS	M2	4,265	14,926
7019520000	OTH WVN NARROW FBRCS, OV 30CM WD, PLN WEAVE, ETC.	M2	104,501	365,765
7019590000	OTHER WOVEN FABRICS OF GLASS FIBERS, NESOI	M2	58,807	199,593
7019901000	OTHR WOVEN GLASS FIBERS AND ARTICLES THEREOF NESOI	X		47,827
7019905020	GLASS FIBERS IN BULK	X		9,936
7019905040	GLASS FIBER FILTERS (NONWOVEN)	X		94,574
7019905050	OTHER ARTCLS OF NONWOVEN GLASS FIBRES, NESOI	X		676,777
7020000000	OTHER ARTICLES OF GLASS, NESOI	X		4,485,811
	NATURAL OR CULTURED PEARLS,PRECIOUS			
	OR SEMIPRECIOUS STONES,PRECIOUS METALS;			
	METALS CLAD WITH PRECIOUS METAL, AND			
	ARTICLES THEREOF;IMITATION JEWELRY;			
	COIN.....	TOTAL		53,489,890
	NATURAL OR CULTURED PEARLS,PRECIOUS			
	OR SEMIPRECIOUS STONES,PRECIOUS METALS;			
	METALS CLAD WITH PRECIOUS METAL, AND			
	ARTICLES THEREOF;IMITATION JEWELRY;			
	COIN.....	TOTAL		53,489,890
7101100000	NATURAL PEARLS, NOT MOUNTED OR SET, INCL TMP STRNG	X		705,437
7101210000	CULTURED PEARLS, UNWORKED	X		47,308
7101220000	CULTURED PEARLS, WORKED, NOT SET	X		93,596
7102100000	DIAMONDS, UNSORTED	CAR	68	38,639
7102210000	INDUSRRL DIAMONDS UNWRKD OR SAWN, CLVD OR BRUTD	CAR	301	3,000
7102290000	INDUSTRIAL DIAMONDS, WORKED	CAR	4,170	145,632
7102310000	DIAM EX IND UNWKD OR SMPL SWN CLVD OR BRUTED	CAR	3,122	387,845
7102390010	DIAM EXC IND WRKD NT SET O STRNG NOT OVR 0.5 CARAT	CAR	586	167,723
7102390050	DIAM EXC INDUS WRKD NT SET O STRNG OV 0.5 CARAT EA	CAR	553	763,025
7103102000	PRECIOUS AND SEMIPRECIOUS STONES, UNWORKED	CAR	25,057	141,183
7103104000	OTH PREC & SEMIPREC STONE SIMPLY SAWN/ROUGH SHAPED	CAR	5,373	84,967
7103910000	RUBIES, SAPPHIRES AND EMERALDS, OTHERWISE WORKED	X		76,980
7103991000	GEMSTONES, NESOI, CUT BUT NOT SET SUITBL FR JEWELRY	X		188,697
7103995000	GEMSTNS NESOI OTHRWS WRKD NT SUITBL FR JWLRY	X		96,130
7104100000	PIEZO-ELECTRIC QUARTZ NOT MOUNTED OR SET	KG	984	459,081
7104200000	SYNTHC OR RECNSTRCTD GEMSTONES UNWORKED	X		154,218
7104901000	SYN OR RCNTRTD GMSTNS CUT UNST FR US IN JEWELRY	NO	14,837	71,297
7104905000	SYN, RCNSTR GMSTONES WRKD NT SUITBL FOR JEWELRY	X		172,333
7105100010	DIAMOND DUST OR POWDER, NATURAL	CAR	14,251	35,625
7105100025	DIAMOND DUST OR POWDER SYNTHETIC	CAR	19,869	7,481
7105900000	DUST A PWDER OF NAT OR SYN STONES, NESOI	KG	71	23,132
7106100000	SILVER POWDER	GM	18,510,063	3,471,715
7106911010	SILVER BULLION, UNWROUGHT	GM	588,450	64,611

TABLE 1 - SHIPMENTS OF MERCHANDISE FROM THE UNITED STATES TO PUERTO RICO,
BY COMMODITY:FISCAL YEAR 1999

COMM-CODE	COMMODITY AND UNIT OF QUANTITY	QUANTITY	VALUE-\$
7106915000	UNWROUGHT SILVER, NESOI	GM 145,822	35,920
7106920000	SILVER, SEMIMANUFACTURED	GM 22,170,894	4,671,216
7107000000	BASE MTLs CLD W SILVR NT FRTH WKD THN SMMNFCTRD	GM 3,867,175	1,459,524
7108110000	GOLD POWDER, NONMONETARY	GM 1,857	16,566
7108125000	GOLD, NESOI, UNWROUGHT, NONMONETARY	GM 32,566	201,467
7108131000	GOLD LEAF	CM2 22,369	51,177
7108135000	GOLD, SEMIMANUFACTURED, NESOI, NONMONETARY	GM 39,139	342,284
7109000000	BS MTL OR SLR CLD W GLD NT FRTR WKD TH SMMNFCTRD	GM 83,041	33,492
7110110000	PLATINUM, UNWROUGHT OR POWDER	GM 84,607	1,088,451
7110190000	PLATINUM METAL SEMIMANUFACTURED	GM 66,182	242,610
7110210000	PALLADIUM, UNWROUGHT OR IN POWDER FORM	GM 585,544	3,087,222
7110290000	PALLADIUM, SEMIMANUFACTURED	GM 29,511	55,990
7110390000	RHODIUM, SEMIMANUFACTURED	GM 689	120,354
7111000000	BS MTL A SLV A GLD CLD W PLAT NT FR WKD TH SMNFCTD	GM 19,315,810	105,764
7112200000	PLAT WST A SCRP NT CNTNG OTH PREC MTLs	GM 182	3,045
7112900000	PRECIOUS METAL NESOI WASTE AND SCRAP	GM 14,218,229	385,740
7113110000	JEWELRY AND PARTS THEREOF, OF SILVER	X	1,081,328
7113190000	JEWELRY AND PARTS THEREOF, OF OTH PRECIOUS METAL	X	8,832,048
7113200000	JEWELRY AND PARTS, BASE METAL CLAD W PREC METAL	X	268,592
7114115100	SILVER KNIVES, FORKS, SPOONS OR LADLES, INCL SETS	PCS 11,264	152,785
7114115500	SILVER HOUSEHOLD ARTICLES AND PARTS, NESOI	X	14,489
7114117000	SILVER ARTS NESOI	X	34,140
7114190000	ARTLS OF GLD OR PLAT NESOI	X	238,936
7114200000	GOLD/SILVER -SMITHS' ARTCLS A PRts, BS MTL CL W PM	X	50,895
7115900000	OTH PREC METL ARTCLS OR ARTCLS CLAD W PM, NESOI	X	222,453
7116101000	ARTICLES OF NATURAL PEARLS	X	69,497
7116102500	ARTICLES OF CULTURED PEARLS	X	507,567
7116201000	JEWELRY OF PRECIOUS OR SEMIPRECIOUS STONES	X	16,543,476
7116204050	ARTICLES OF PRECIOUS OR SEMIPREC STONES, NT JEWELRY	X	191,605
7117110000	CFF LNKS A STDS BS MTL WITHR OR NT PLTD W PRC MTL	X	677,370
7117190000	OTH IMITATION JEWELRY, BASE METAL, INC PR MTL PLTD	X	786,043
7117900000	IMITATION JEWELRY NOT OF BASE METAL	X	1,607,394
7118100000	COIN (EXCPT GOLD COIN) NOT BEING LEGAL TENDER	X	124,132
7118900030	GOLD COIN NESOI (GOLD CONTENT)	GM 6,115	69,133
7118900050	COIN (EXCEPT GOLD COIN) NESOI	X	2,627,330
BASE METALS AND ARTICLES OF BASE METAL..... TOTAL			566,493,772
IRON AND STEEL..... TOTAL			83,731,880
7201100000	NONALLOY PIG IRON 0.5 PRCNT OR LESS PHOSPHORUS	T 2	2,763
7201200000	NONALLOY PIG IRON OV 0.5 PRCNT PHOSPHORUS	T 14	45,549
7202190000	FERROMANGANESE, 2 PERCENT OR LESS CARBON	KG 58,378	217,441
7202600000	FERRONICKEL	KG 17,562	1,784,056
7202895040	FERROALLOYS NESOI	KG 49,706	22,060
7203100000	FERROUS PRODUCTS FM DIRECT REDCTION OF IRON ORE	T 157	22,948
7203900000	OTHR SPONGY FERROUS PRDCTS MIN PURITY 99.94 PCT FE	T 147	88,425
7204100000	CAST IRON WASTE AND SCRAP	T 444	100,690
7204210000	STAINLESS STEEL WASTE AND SCRAP	T 88	111,668
7204290000	ALLOY STEEL WASTE AND SCRAP NOT STAINLESS	T 66	178,505
7204300000	TINNED IRON OR STEEL WASTE AND SCRAP	T 238	317,083
7204410020	NO 1 BUNDLES STEEL SCRAP	T 319	129,296
7204410080	SHVNGS,CHPS,MILL WSTE,SWDST,FLNGS,TRM,STMPNGS SCRP	T 289	113,185
7204490020	NO 1 HEAVY MELTING STEEL SCRAP	T 84	8,554
7204490060	CUT PLATE AND STRUCTURAL STEEL SCRAP	T 11,316	3,332,131
7204490080	OTHER FERROUS SCRAP	T 225	172,458
7205100000	GRANULES, IRON OR STEEL	KG 284,529	1,355,681
7205210000	ALLOY STEEL POWDERS	KG 5,280	255,369
7205290000	POWDERS, IRON OR NONALLOY STEEL	T 720	526,961
7206100000	IRON AND NONALLOY STEEL INGOTS	KG 9,204	29,706
7206900000	IRON AND NONALLOY STEEL, PRIMARY FORMS NOT INGOTS	KG 1,978,845	1,216,390
7207110000	SMFD IOS NA U.25PCT CRBN REC/SQ CS WIDH UN 2X THNS	KG 41,577	147,597
7207120000	SMFD IRN/NAL STL LT .25 PCT CRB RECT CS WID 2X THK	KG 20,609	33,929
7207190000	SMFD IRN/NAL STL LT 0.25 PCT CARBON CS NT RECT/SQR	KG 1,336,130	2,036,075
7207200000	SMFD IRN OR NONALLOY STL, .25 PCT OR MORE CARBON	KG 1,083,670	1,894,664
7208101500	FLAT ROLD IRON/STL >=600MM,PICKLED,PATTERNS RELIEF	KG 386,596	335,441
7208102500	FLAT RLD IRON/STL >=600MM,NT PICKLD,PATTERN RELIEF	KG 1,891,465	830,232
7208253000	FLAT RLD HI-STRENGTH STL COIL >=600MM PICKLED HOTR	KG 78,656	61,905
7208256000	FLAT RLD IRON/STL >=600MM,PICKLED,NOT CLAD,HOT RLD	KG 143,185	91,300
7208270060	FLAT RLD IRON/STL >=600MM,<3MM THICK,PICKLED HOTRO	KG 36,259	25,347

TABLE 1 - SHIPMENTS OF MERCHANDISE FROM THE UNITED STATES TO PUERTO RICO,
BY COMMODITY:FISCAL YEAR 1999

COMM-CODE	COMMODITY AND UNIT OF QUANTITY	QUANTITY	VALUE-\$
7208370060	FLAT RLD IRON/STL >=600MM,=4.75MM<=10MM THICK,HOTR	KG 140,637	78,766
7208390015	FLAT ROLL HI-STRNGH STL >=600MM,<3MM THICK, HOT-RL	KG 382,286	413,900
7208400000	FLAT RLD IRON/STL >=600MM,PATTERNS IN RELIEF,HOTRL	KG 168,294	105,512
7208510030	UNIVERSAL MLPLATE IRON/STL >=600MM,>10MM THCK,HTRL	KG 39,699	16,410
7208510050	FLAT RLD IRON/STL >=600MM,>10MM THICK,HOTRLD,NESOI	KG 80,194	36,591
7208520000	FLAT RLD IRON/STL >=600MM,=4.75MM<=10MM THCK,HOTRL	KG 74,374	51,800
7208540000	FLAT RLD IRON/STL >=600MM,<3MM THCK,NOT COAT,HOTRL	KG 73,814	40,000
7208900000	FLAT RLD IRON/STL >=800MM,NOT COATED,HOT RLD,NESOI	KG 562,918	623,612
7209150000	FLAT RLD IRON/STL COIL >=600MM,>=3MM THCK,COLD-RDL	KG 844,921	1,499,998
7209160010	FLT RLD HI-STRNGH STL >=600MM,>1MM<3MM THCK,CLD-RD	KG 1,836	3,800
7209170010	FLT RLD HI-STRNGH STL >=600MM,>0.5MM<=1MM THK,CLDR	KG 15,898	31,927
7209188000	FLAT RLD IRON/STL >=600MM,NOT CLAD,COLD-ROLL,NESOI	KG 470,872	749,647
7209250000	FLAT ROLD IRON/STL >=600MM,>=3MM THICK,COLD-ROLLED	KG 18,144	15,000
7209260000	FLAT ROLD IRON/STL >=600MM,>1MM<3MM THICK,COLD-RDL	KG 20,412	48,535
7209900000	FLAT ROLLED IRON/STL >=800MM,NOT CLAD,NOT COLD-RDL	KG 21,640	24,212
7210110000	FLT RLD IRON/STL >=600MM,COATED W TIN,>=0.5MM THCK	KG 217,905	298,620
7210120000	FLAT ROLL IRON/STL >=600MM,TIN COATED,<0.5MM THICK	KG 339,941	1,520,000
7210200000	FLAT RLD IRON/STL >=600MM,COATED W LEAD,TERNEPLATE	KG 18,467	48,409
7210300030	FLT RLD HI-STRNGH STL >=600MM,ELECTROLYTIC PLATE ZINC	KG 78,082	90,962
7210300060	FLAT RLD IRON/STL >=600MM,ELECTROLYTIC PLATED ZINC	KG 553,103	428,590
7210410000	FLAT RLD IRON/STL >=600MM,CORRUGATED,PLATED W ZINC	KG 2,773,358	3,203,053
7210490030	FLAT ROLL HI-STRENGH STL >=600MM,ZINC PLATED,NESOI	KG 18,500	12,000
7210490090	FLAT RLD IRON/STL >=600MM,ZINC PLATED/COATED,NESOI	KG 1,337,946	1,225,412
7210500000	FLT RLD IRON/STL >=600MM,CHROMIUM OXIDE PLATE/COAT	KG 2,513,585	1,954,014
7210610000	FLT RLD IRON/STL >=600MM,ALUMINUM-ZINC ALLOY PLATE	KG 5,839	18,179
7210690000	FLAT ROLD IRON/STL >=600MM,ALUMINUM PLATED/COATED	KG 85,027	219,802
7210700000	FLAT RLD IRON/STL >=600MM,COATED/PAINTED W PLASTIC	KG 1,317,004	1,443,240
7210901000	FLAT ROLLED IRON/NONALLOY STEEL >=600MM,CLAD,NESOI	KG 133,475	169,405
7210905000	FLAT ROLLED IRON/STEEL >=600MM,COATED/PLATED,NESOI	KG 113,519	184,389
7211130000	FLT RLD HI-STRNGH STL <600MM,UNIVRSAL MLPLATE,HOT	KG 508,725	510,000
7211140000	FLAT RLD IRON/STL <600MM,HOT-ROLLED,>=4.75MM THICK	KG 237,438	148,220
7211197050	FLAT ROLLED IRON/STL <600MM,NOT CLAD,HOT-RDL,NESOI	KG 3,468	5,008
7211233050	FLAT ROLD IRON/STL <600MM,<0.25% CARBON,COLD-ROLL	KG 8,459	6,714
7211293050	FLAT ROLL IRON/STL <600MM,>=0.25% CARBON,COLD-ROLL	KG 80,915	101,945
7211900000	FLAT ROLLED IRON/STL <600MM, NOT CLAD/PLATE, NESOI	KG 88,614	153,015
7212100000	FLAT ROLLED IRON/NONALLOY STL <600MM, PLATED W TIN	KG 23,558	15,985
7212200000	FLAT RLD IRON/STL <600MM,ELECTROLYTIC PLATE W ZINC	KG 9,148	9,270
7212500000	FLAT ROLLED IRON/STEEL <600MM, PLATED/COATED,NESOI	KG 567	3,771
7213100000	CONCRETE REINFORCING STL BARS&RODS,HOT-ROLL,COILS	KG 852,806	1,161,285
7213200000	BAR&ROD FREE-CUTTING IRON/STL,HOT-RDL,IRREGULA COIL	KG 17,800	19,620
7213913000	BAR&ROD IRON/STL,HOT-RD,DIAMETR <14MM,NOT TEMPERED	KG 21,185	15,200
7213916000	BAR&ROD IRON/STL,<14MM DIAMETR,HOT-RL,<0.6% CARBON	KG 18,507	51,000
7213990000	BAR&ROD IRON/STL >=14MM DIAM,COIL,HOT-ROLLED,NESOI	KG 44,807	151,208
7214100000	BAR & ROD OF IRON/NONALLOY STEEL,FORGED/HOT-ROLLED	KG 753,273	413,518
7214200000	CONCRETE REINFORCING BAR & ROD IRON/STL, HOT-DRAWN	KG 8,359,855	3,743,296
7214910015	BAR&ROD IRON/STL RECTNGLR X-SECT,<0.25%CARBON,HOTR	KG 21,292	9,061
7214990010	BAR & ROD IRON/STL,<0.25% CARBON, HOT-ROLLED,NESOI	KG 20,942	28,455
7214990035	BAR & ROD IRON/STL, >=0.6% CARBON,HOT-ROLLED,NESOI	KG 29,146	18,310
7215100000	OTH BARS&RDS IRON/STL NALLOY,FREE-CUTTING,COLD-FORM	KG 137,722	116,733
7215900000	OTHER BARS & RODS IRON/STEEL NONALLOY, NESOI	KG 477,576	886,334
7216100000	ANGLE,U,I,H SECT IRON/STL NALLOY,HOTROLL<80MM HIGH	KG 490,986	578,318
7216220000	ANGLES, T SECT IRON/STL NALLOY,HOT-ROLL <80MM HIGH	KG 20,466	13,487
7216310000	ANGLES,U SECT IRON/STL NALLOY, HOT-ROLL>=80MM HIGH	KG 234,937	155,109
7216320000	ANGLE,I SECT IRON/STL,HOT-ROLL>=80MM HI(STAN BEAM)	KG 2,047,496	1,590,621
7216330000	ANGLES,H SECT IRON/STL NALLOY,HOT-ROLL >=80MM HIGH	KG 1,276,426	847,112
7216500000	OTHER ANGLES,SHAPES,SECTS IRON/STL NALLOY HOT-ROLL	KG 4,696,903	2,721,327
7216610000	ANGLE,SHAP,SECT,IRON/STL,NALLOY,COLD-WKLD,FLAT-ROLL	KG 9,271	28,119
7216690000	ANGL,SHAP,SECT IRON/STL CLD-WKLD EXC FROM FLAT-ROLL	KG 145,619	424,808
7216910000	OTHER ANGLE,SHAPE,SECT IRON/STL,COLD-WRKL,FLATROLL	KG 304,033	545,233
7216990000	ANGLES, SHAPES, SECTIONS IRON/NONALLOY STEEL NESOI	KG 737,142	1,415,393
7217101510	WIRE,IRON/STL NALLOY <.25%CARBON NOT PLATED/COATED	KG 379,678	1,190,302
7217102510	WIRE IRON/STL NALLOY >=.25%<.6%CARBN NOT PLAT/COAT	KG 12,154	50,000
7217107510	WIRE IRON/STL NALLOY >=.6%CARBON NOT PLATED/COATED	KG 147,576	375,243
7217201010	WIRE IRON/STL NALLOY <.25% CARBN, PLAT/COAT W/ZINC	KG 2,891	13,000
7217205010	WIRE IRON/STL NALLOY >=.25%<.6%CARBN,PLAT/COAT ZINC	KG 1,097	2,631
7217301010	WIRE IRON/STL<.25%CARBN CTD/PLAT,BASE METL NT ZINC	KG 37,979	26,805
7217309010	WIRE IRON/STL>=.6%CARB CTD/PLAT,BASE METL NOT ZINC	KG 525,710	310,000
7217900000	WIRE IRON/NONALLOY STEEL UNDER 0.25% CARBON, NESOI	KG 238,653	341,602
7218100000	STAINLESS STEEL INGOTS AND OTHER PRIMARY FORMS	KG 374,331	1,701,100
7218910000	SMFNSHD PROD,STAIN STL,RECTNGULR(NT SQR)CROS SECT	KG 141,774	1,236,009

TABLE 1 - SHIPMENTS OF MERCHANDISE FROM THE UNITED STATES TO PUERTO RICO,
BY COMMODITY:FISCAL YEAR 1999

COMM-CODE	COMMODITY AND UNIT OF QUANTITY	QUANTITY	VALUE-\$
7218990000	OTHER SEMIFINISHED PRODUCTS OF STAINLESS STEEL	KG 580,100	1,426,238
7219110000	FLAT ROL,STAINL STL>800MM WID,HOT-ROL,COIL>10MM THK	KG 61,394	230,197
7219120000	FLAT ROL,STAINL STL>800MM HOT-ROL,COILS=4.75<10MM	KG 272	2,954
7219130000	FLAT-ROLL,STAINL STL>800MM,HOT-ROL,COIL=3MM<4.7MM	KG 184,608	391,053
7219220000	FLAT-ROL,STAINL STL>800MM,HOT-RL NT COIL=4.75<10MM	KG 91,371	412,077
7219330000	FLAT-ROLL STAINLESS STL>800M,COLD ROLL>1MM<3MM THCK	KG 154,224	1,024,529
7219900000	FLAT-ROLL STAINLESS STEEL >600MM WIDE, NESOI	KG 675,434	350,774
7220120000	FLAT-ROLL STAINLESS STL<600MM HOT-ROLL<4.75MM THCK	KG 789	3,211
7220900000	FLAT-ROLLED STAINLESS STEEL< 600MM WIDE, NESOI	KG 34,887	128,733
7222110000	OTH BARS&RODS STAIN STL, HOT-ROLL, CIRC CROSS-SECT	KG 5,848	28,478
7222190000	OTH BARS&RODS,STAINL STL,HOT-ROL,NOT CIRC CROSS-SEC	KG 452	3,836
7222200000	OTH BARS & RODS, STAINLESS STEEL, COLD-FORM/FINISH	KG 8,396	26,594
7222300000	OTHER BARS AND RODS STAINLESS STEEL, NESOI	KG 188,063	251,230
7222400000	ANGLES, SHAPES, AND SECTIONS OF STAINLESS STEEL	KG 98,675	360,404
7223000000	WIRE OF STAINLESS STEEL	KG 1,021,573	14,573,378
7224100000	OTHER ALLOY STEEL, INGOTS AND OTHER PRIMARY FORMS	KG 4,796	22,894
7224900000	SEMIFINISHED PRODUCTS OF OTHER ALLOY STEEL	KG 201,177	209,494
7225190000	FLAT-RLD SILICON ELCTRCL STL>600MM NT GRAIN-ORIENT	KG 78,266	107,870
7225300000	FLAT-ROLL,OTH ALLOY STEEL>600MM WID,HOT-ROLL,COILS	KG 1,846,149	1,391,529
7225990000	FLAT-ROLLED, OTHER ALLOY STEEL> 600MM WIDE, NESOI	KG 48,215	90,009
7226110000	FLAT-ROL,SILICON ELCTRCL STEEL <600MM,GRAIN-ORIENT	KG 384,805	521,239
7226190000	FLT-ROL,SILICON ELCTRCL STL<600MM NOT GRAIN-ORIENT	KG 358,932	463,546
7226924000	FLAT-ROL,OTH ALLOY STL,NOT TOOL STL<600 MM,CLD-ROL	KG 4,663	15,038
7226990000	FLAT-ROLLED, OTHER ALLOY STEEL <600MM WIDE, NESOI	KG 885,266	303,683
7227100000	BARS & RODS, HIGH-SPEED STEEL,IRREG COILS,HOT-ROLL	KG 718,417	5,870,688
7227200000	BARS&RODS,SILICO-MANGNESE STL,IRREG COILS,HOT-ROLL	KG 19,200	3,975
7227900000	BARS&RODS,OTH ALLOY STL,HOT-ROLL,IRREG COILS,NESOI	KG 846,398	2,539,420
7228100000	OTHER BARS AND RODS OF HIGH-SPEED STEEL	KG 1,292	25,171
7228501000	OTH BARS/RODS,TOOL STL,NOT HIGH-SPEED,COLD-FORMED	KG 9,920	45,482
7228505000	OTH BARS/RODS,OTH ALLOY STL,NOT TOOL STL,COLD-FORM	KG 281	10,560
7228601000	OTHER BARS/RODS, TOOL STEEL, NOT HIGH-SPEED, NESOI	KG 7,068	24,990
7228605000	OTHR BARS/RODS,OTH ALLOY STEEL,NOT TOOL STL, NESOI	KG 1,026,858	1,135,615
7228700000	ANGLES, SHAPES AND SECTIONS OF OTHER ALLOY STEEL	KG 59,816	180,469
7228800000	HOLLOW DRILL BARS AND RODS, ALLOY/NALLOY STL,NESOI	KG 1,557	5,854
7229900000	WIRE OF OTHER ALLOY STEEL, NESOI	KG 265,348	373,541
ARTICLES OF IRON OR STEEL..... TOTAL			223,567,507
7301100000	SHEET PILING OF IRON OR STEEL	KG 863,071	1,230,751
7301201000	ANGLES, SHAPES, SECTIONS, WLDED, IRON OR NONAL STL	KG 4,671,244	3,339,643
7301205000	ANGLES, SHAPES AND SECTIONS, WELDED, ALLOY STEEL	KG 170,574	287,146
7302101020	NEW STNDRD T RAILS, IRON/NONALY STEEL OVER 30KG/M	KG 47,257	36,201
7302101030	OTHER NEW RAILS OF IRON OR NONALLOY STEEL	KG 2,787,972	3,887,158
7302105000	RAILS OF ALLOY STEEL	KG 1,759,145	1,699,031
7302200000	SLEEPERS (CROSS-TIES) OF IRON OR STEEL	KG 166,407	137,582
7302300000	SWTCHBLDS, X-ING FRGS, PT RDS AND OTH IOS XING PCS	KG 2,127	11,354
7302400000	FISH PLATES AND SOLE PLATES OF IRON OR STEEL	KG 7,472	9,376
7302900000	RAILWAY OR TRAMWAY TRACK CONSTR MATRL OF IOS NESOI	KG 8,156,004	5,570,986
7303000030	SOIL PIPE OF CAST IRON	KG 233,641	203,659
7303000060	PRESSURE PIPE, CAST IRON, INSDIE DIAM LS THN 356 MM	KG 1,246,736	884,374
7303000090	TUBES, PIPES AND HOLLOW PROFILES, CAST IRON, NESOI	KG 5,444,960	5,043,663
7304101020	LINEPIPE FOR OIL/GAS, IRN/NAL ST, DIAM NOV 114.3MM	KG 47,555	69,836
7304101050	OIL/GAS LINEPIPE, IR/NAL ST, DIAM OV 114.3-406.4MM	KG 65,025	57,351
7304101080	LINEPIPE FOR OIL/GAS, IRN/NAL STL, DIAM OV 406.4MM	KG 58,930	66,000
7304105020	LINEPIPE FOR OIL/GAS, ALLOY STL, DIAM NOV 114.3 MM	KG 26,063	109,267
7304105050	OIL/GAS LINEPIPE, AL ST, DIAM OV 114.3 NOV 406.4MM	KG 1,119,361	1,285,074
7304105080	LINE PIPE FOR OIL/GAS, ALLOY STL, DIAM OV 406.4 MM	KG 360,284	400,837
7304216000	OIL WELL DRILL PIPE, OF ALLOY STEEL	KG 44,316	78,706
7304296000	OIL WELL TUBING OF ALLOY STEEL	KG 942,510	571,968
7304310000	OTH IOS NA PS TB HLW PFL SMLS CIR CS COLD-WRKD	KG 72,682	319,281
7304390000	OTH IOS NA PS TB HLW PFL SMLS CIR CS NT CLD-WRKD	KG 414,363	1,246,690
7304410000	OTH SS TB PS HLW PFL SMLS CIRC CS COLD-WRKD	KG 35,504	118,785
7304490010	HOLLOW BARS, STNLS STL, SMLS, CIRC CS NES NT C-RLD	KG 188	3,604
7304490040	OTH SS TB PS HP SMLS CIRC CS NT COLD-WRKD NT HLW B	KG 146,077	247,331
7304590000	OTH TB PS HP ALY STL NT SS SMLS CIRC CS NT CLD-WRK	KG 270,843	735,549
7304904000	OTH TBS PS HLW PFL SMLS NT CIRC CS IRN O NAL STL	KG 69,970	202,130
7304908000	OTH TBS PS HLW PFL SMLS NT CIRC CS ALLOY STEEL	KG 48,961	54,860
7305115000	LNPIPE FR OIL/GAS NSMLS CIRC ALS LSAW ODO 406.4MM	KG 87,642	312,340
7305314000	TUBES, PIPES NESOI, LONGITUDNLY WELDED IRN/NAL STL	KG 57,969	68,815
7305316000	TUBES, PIPES NESOI LONGITUD WELDED OF ALLOY STEEL	KG 9,926	41,130

TABLE 1 - SHIPMENTS OF MERCHANDISE FROM THE UNITED STATES TO PUERTO RICO,
BY COMMODITY:FISCAL YEAR 1999

COMM-CODE	COMMODITY AND UNIT OF QUANTITY		QUANTITY	VALUE-\$
7305381000	TUBES, PIPES NESOI, WLD NOT LONGIT, IRN/NAL STL	KG	36,806	58,953
7305901000	OTH TUBES, PIPES NESOI RIVETED ETC NT WLD IRN/NALST	KG	23,824	102,394
7305905000	OTH TUBES, PIPES NESOI RIVETED ETC NT WLD AL	KG	476,319	918,797
7306101000	LINE PIPE IRON OR NONALLOY STEEL NT SMLS NESOI	KG	14,118	153,733
7306105000	LINE PIPE ALLOY STEEL NOT SMLS NESOI	KG	87,494	457,801
7306206000	TUBING OF IRON OR NONALLOY STEEL NT SMLS NESOI	KG	81,758	74,977
7306208000	TUBING OF ALLOY STEEL NOT SEAMLSS NESOI	KG	355,585	426,295
7306301000	OTH TUBES ETC NES CIRC WLD NAS WLS LSTH 1.65MM THK	KG	107,208	206,379
7306301550	PS TBS HPFLS IOS NA WLD CCS WALLS 1.65MM THK; ETC	KG	1,165,534	1,664,921
7306302000	OTH PS TB HPFLS IOS NAL WLD CCS GLV WLS 1.65MM,ETC	KG	41,473	74,604
7306304000	OTH PS TB HPFLS IOS NA WLD CIRC CS NT GALV, ETC.	KG	35,483	83,206
7306306000	OTH PS TB HPFL IOS NA WLD CCS,ETC,OD 114.4-408.4MM	KG	10,946	27,778
7306401000	OTH TUBES ETC WLD CIRC CS STNLS STL WLS LT 1.65MM TH	KG	337,049	1,514,267
7306405000	OTH PS TB HPFLS WLD CIRC CS SSTL WLS 1.65MM AO TH	KG	53,797	165,645
7306501000	OTH TUBES ETC NES WLD CIR ALY STL NT ST WLS LT1.65	KG	3,398	7,135
7306504500	OTH PS TB HP WD CRC CS ALY STL NT SS WLS 1.65MM AO	KG	511,106	478,201
7306602500	OTH PS TB HP WLD NONCRC CS IRN A NONALLY STEEL	KG	132,760	119,930
7306606500	OTH PS TB HP WLD NONCRC CS ALLOY STEEL	KG	61,377	78,563
7306901000	OTH TUBES ETC, NESOI, OF IRON OR NONALLOY STEEL	KG	242,801	722,305
7306905000	OTH TUBES ETC, NESOI, OF ALLOY STEEL	KG	184,237	262,602
7307110030	FITTINGS, NONMALBLE CAST IRON FOR THREADED PIPE	KG	61,430	208,470
7307110045	FITTINGS NONMALBLE CAST-IRN FOR CST-IRON SOIL PIPE	KG	15,628	46,678
7307110060	CAST FITTINGS OF NONMALLEABLE CAST IRON NESOI	KG	347,207	748,744
7307183000	DUCTILE FITTINGS OF IRON OR STEEL, CAST	KG	296,192	731,373
7307199030	UNIONS, PIPE, OF IRON OR STEEL, CAST	KG	1,040,205	2,222,744
7307199090	OTHER CAST FITTINGS, NESOI, OF IRON OR STEEL	KG	512,925	1,689,620
7307210000	STAINLESS STEEL FLANGES	KG	9,367	146,427
7307221000	STAINLESS STEEL SLEEVES (PIPE COUPLINGS)	KG	33,818	341,602
7307225000	STAINLESS STEEL PIPE ELBOWS AND BENDS	KG	63,945	253,355
7307230000	STAINLESS STEEL TUBE OR PIPE BUTT WELDING FITTINGS	KG	46,100	366,442
7307290000	STAINLESS STEEL TUBE OR PIPE FITTINGS NESOI	KG	387,350	1,218,640
7307912000	FLANGES OF IRON OR NONALLOY STEEL	KG	417,412	2,872,091
7307914000	FLANGES OF ALLOY STEEL NOT STAINLESS	KG	25,159	116,595
7307923010	SLEEVES (PIPE COUPLINGS) OF IRON OR NONALLOY STEEL	KG	1,830	20,570
7307923030	SLEEVES (PIPE COUPLINGS), ALLOY STEEL EXC STAINLES	KG	239,464	403,421
7307929000	THREADED ELBOWS AND BENDS OF IOS (EXC SS CSTIR)	KG	102,350	438,588
7307931000	BUTT WELDING FITTINGS OF IRON OR NONALLOY STEEL	KG	18,896	37,858
7307932000	BUTT WELDING FITTINGS OF ALLOY STEEL NOT STAINLESS	KG	43,817	901,736
7307982000	OTHER FITTINGS NESOI OF IRON OR NONALLOY STEEL	KG	121,216	531,079
7307984000	OTHER FITTINGS NESOI OF ALLOY STEEL NOT STAINLESS	KG	66,945	480,071
7308100000	BRIDGES AND BRIDGE SECTIONS OF IRON OR STEEL	KG	265,266	832,471
7308200000	TOWERS AND LATTICE MASTS OF IRON OR STEEL	KG	1,867,577	3,491,530
7308300000	DRS, WNDWS A FRMS A THRSHLDS FR DRS, IRON OR STEEL	KG	3,070,951	7,122,327
7308400000	EQUIP SCAFFLDNG SHUTTRNG PROPPNG O PIT-PROPPNG IOS	KG	1,299,965	2,998,961
7308901000	CLMNS PLLRS PSTS BMS GRDRS A SMLR STCTRS, IRN O ST	KG	13,471,111	19,098,719
7308909030	SHEET-METAL ROOFNG SIDING FLRING ETC, IRON OR STEL	KG	4,858,713	5,320,403
7308909060	ARCHITECTURAL AND ORNAMENTAL WORK, IRON OR STEEL	KG	11,485	51,216
7308909090	STRUCTURES AND PARTS ETC NESOI IRON OR STEEL	KG	18,290,431	30,745,302
7309000030	TANKS, IOS CAP OV 300L NT INS NT MCH THRML NF GAS	NO	5,320	6,230,961
7309000090	RESVRS VTS A SIM CNTNRS IOS CAP OV 300L NF GASES	NO	13,558	6,417,059
7310100010	EMPTY STL DRMS A BBLs CAP OVR 50L, UND 300 LTRS	NO	38,040	942,390
7310100050	TANKS CASKS CANS BOXES ETC NES IR/ST CAPAC 50-300L	X		3,947,148
7310210000	CANS TO BE SOLDERED/CRIMPED CLOSED IR/ST UN 50 LTR	NO	1,461,592	615,412
7310290000	TANKS CSKS DRMS CNS BXS ETC IOS NESOI UND 50 LTR	NO	2,414,406	2,022,562
7311000000	CONTNRS FR CMPRSSD O LQFD GAS OF IRON O STEEL	NO	74,958	1,858,793
7312102500	STRND WR IOS FTD W FTTNGS OR MD UP INTO ARTCLS	KG	48,115	209,681
7312103015	STRANDED WIRE FOR PRESTRESSNG CONCRETE IRN/ST EXSS	KG	701,159	772,024
7312103500	STRANDED WIRE OF IRON OR STEEL, NESOI	KG	408,481	446,911
7312105500	RPS CBL CRDG NT STRD WR IOS FTD/FTNGS O MD TO ARTC	KG	47,196	101,363
7312108500	RPS CBL CRDG NT STRD WR NESOI O IRN O STL	KG	636,052	1,990,572
7312900000	PLAITED BANDS, SLINGS ETC, IRON OR STEEL NESOI	KG	14,804	111,763
7313000000	BARBED WIRE AND TWISTED WIRE FOR FENCING, IRON/STL	KG	1,949,620	1,233,317
7314120000	ENDLESS BANDS OF STAINLESS STEEL	M2	140,239	1,432,672
7314130000	ENDLSS BNDs,WOVN IRON/STEEL WIRE CLTH,NT STAINLESS	M2	660	31,628
7314140000	OTHER PRODUCTS OF WOVEN STAINLESS STEEL CLOTH	M2	20,161	165,996
7314190000	OTH PRODCTS OF WVN IRN/STEEL WIRE CLTH,NT STAINLSS	M2	160,030	1,654,014
7314200000	GRILL NETTING FENCING WLD IR/ST WR 3MMCS 100CM2MSH	KG	682,658	1,186,964
7314310000	OTH GRLL NTTNG A FNCNG WLDD AT INTRSTCT GALVNZD ST	KG	152,861	146,481
7314390000	OTH GRLL NTTNG A FNCNG WLDD AT INTRSTCT IOS NT GLVN	KG	58,675	124,790
7314420000	GRILL NETTING FENCING, PLASTIC COATED IOS WR NESOI	KG	2,253	18,481

TABLE 1 - SHIPMENTS OF MERCHANDISE FROM THE UNITED STATES TO PUERTO RICO,
BY COMMODITY:FISCAL YEAR 1999

COMM-CODE	COMMODITY AND UNIT OF QUANTITY	QUANTITY	VALUE-\$
7314490000	OTH GRILL, NITNG OR FNGNG NESOI OF IRON OR STEEL	KG 84,232	189,945
7314500000	EXPANDED METAL, IRON OR STEEL	M2 2,971	26,237
7315110000	ROLLER CHAIN OF IRON OR STEEL	KG 4,728	16,458
7315120000	ARTCLTD LNK CHAIN NT RLLR CHAIN, IRON OR STEEL	KG 3,972	32,933
7315190000	PARTS OF ARTICULATED LINK CHAIN OF IRON OR STEEL	KG 139,102	616,550
7315200000	SKID CHAIN OF IRON OR STEEL	KG 1,940	8,580
7315810000	STUD LINK CHAIN OF IRON OR STEEL	KG 14,918	28,244
7315822000	WELDED LINK CHAIN OF ALLOY STEEL, NESOI	KG 2,507	9,526
7315826000	WELDED LINK CHAIN OF IRON OR NONALLOY STEEL NESOI	KG 131,241	994,385
7315890000	OTH CHAIN NT WLDD LNK NESOI IRON OR STEEL	KG 32,886	207,394
7315900000	PARTS OF IRN/STL CHAIN EXC ARTICULATED LINK CHAIN	KG 77,404	411,469
7316000000	ANCHORS, GRAPNELS AND PARTS THEREOF, OF IRON/STEEL	X 106,459	106,459
7317001000	THUMB TACKS, IRON OR STEEL, INC W OTH MATER HEADS	KG 86,068	88,382
7317009000	NAILS A SMLR ART IOS EXCPT WTH HDS OF COPPER	KG 1,362,548	2,779,337
7318110000	COACH SCREWS, THREADED, OF IRON OR STEEL	KG 14,031	213,497
7318120000	OTHER WOOD SCREWS OF IRON OR STEEL, THREADED	KG 35	7,279
7318130000	SCREW HOOKS AND SCREW RINGS OF IRON OR STEEL	KG 15,319	82,489
7318140000	SELF-TAPPING SCREWS OF IRON OR STEEL	KG 12,525	409,884
7318152000	BOLTS W/O THEIR NUTS O WSHRS, OF IRON OR STEEL	KG 1,252,985	4,290,635
7318155000	STUDS OF IRON OR STEEL, THREADED	KG 659,502	662,894
7318159000	THREADED FASTENERS NESOI OF IRON OR STEEL	KG 221,635	1,352,252
7318160000	NUTS OF IRON OR STEEL	KG 105,897	390,328
7318190000	THREADED ARTICLES OF IRON OR STEEL, NESOI	KG 211,615	2,799,680
7318210000	SPRING WASHERS AND OTH LOCK WASHERS, IRON OR STEEL	KG 70,464	235,810
7318220000	WASHERS OTHER THAN LOCK WASHERS, IRON OR STEEL	KG 387,623	1,944,850
7318230000	RIVETS OF IRON OR STEEL	KG 968	59,789
7318240000	COTTERS AND COTTER PINS, OF IRON OR STEEL	KG 38	8,143
7318290000	OTH NON-THREADED ARTICLES (FASTNRS) IRN/STL NESOI	KG 212,155	1,474,738
7318100000	SEWING, DARNING OR EMBROIDERY NEEDLES, IRON OR STL	X 342,741	342,741
7319200000	SAFETY PINS OF IRON OR STEEL	X 6,418	6,418
7319300000	PINS OF IRON OR STEEL NESOI	X 120,079	120,079
7319900000	KNITTING NEEDLES AND SIMILAR ARTICLES, IRN/STL NES	X 141,616	141,616
7320100000	LEAF SPRINGS AND LEAVES THEREFOR, OF IRON OR STEEL	KG 144,867	255,188
7320201000	HELICAL SPRINGS SUITBLE FR MOTOR-VEHCL SUSP IR/STL	KG 2,232	30,380
7320205000	HELICAL SPRINGS NT FR MOTOR-VEHCL SUSP IRON OR STL	KG 14,081	283,175
7320901000	HAIRSPRINGS OF IRON OR STEEL	KG 2,050	9,802
7320905030	SPRINGS OF IRON OR STEEL WIRE, NESOI	KG 153,283	1,937,602
7320905080	SPRINGS OF IRON OR STEEL, OTHER THAN OF WIRE NESOI	KG 151,413	784,400
7321111000	PORTBL COOKNG APPLNCS AND PLTE WMRS IOS FR GAS/FUEL	NO 7,384	300,579
7321115000	NONPORTBL COOKNG APPLNCS AND PLTE WMRS IOS FOR GAS	NO 12,288	2,867,634
7321120000	COOKNG APPLNCS AND PLT WRMRS, IRN/STL FOR LIQ FUEL	NO 445	108,903
7321130050	CKNG APPLNCS PLT WRMRS PTBL SLD FUEL, IRON OR STEEL	NO 51	7,349
7321130070	CKNG APPLNCS PLT WRMRS NONPTBL SLD FUEL, IRN O STL	NO 5	5,053
7321810000	NONELC DOM APPL NESOI IOS GAS OR GAS A OTH FUEL	NO 362	9,505
7321830000	NONELC DOM APPL NESOI IOS SOLID FUEL	NO 243	32,596
7321906050	PARTS IOS FOR NONELCTRC CKNG APPL A FOR PLT WRMRS	X 131,735	131,735
7321906080	PARTS IOS FOR NONELCTRC CKNG APPL, NESOI	X 119,690	119,690
7322110000	RADIATORS FOR CENTRL HTNG AND PARTS, CAST IRON	X 88,154	88,154
7322190000	RADIATORS FOR CNTRL HTNG AND PARTS, IOS EXC CSTIRN	X 80,429	80,429
7322900000	AIR HTRS A HOT AIR DIST NT ELEC HTD WFAN, PRTS IOS	X 58,122	58,122
7323100000	IOS WOOL, SCOURING PADS, GLOVES ETC, IRON OR STEEL	KG 272,245	865,275
7323910000	TBL KTCHN OTH HH ARTCLS A PTS CST IRN NT ENMLD	X 208,937	208,937
7323920000	OTH TBL, KITCH, HSHLD ARTIC, ENAM CST IRN A PARTS	X 88,680	88,680
7323930010	STAINLESS STEEL COOKING AND KITCHENWARE	NO 122,904	6,255,127
7323930080	TBL KTCHN OTH HH ARTCLS A PTS NESOI OF STNLS STEEL	KG 139,874	1,115,142
7323940000	HH ARTCS A PTS NESOI ENMLD IRN NT CST STL NT STNLS	NO 5,368	40,653
7323990000	HH ARTCS/PTS NESOI NT ENMLD IRN NT CST STL NT STLS	X 501,780	501,780
7324100000	SINKS AND WASH BASINS OF STAINLESS STEEL	NO 33,039	1,418,246
7324210000	CAST IRON BATHS ENAMELED OR NOT	NO 4,053	332,117
7324290000	BATHS OF IRON OR STEEL, OTHER THAN CAST IRON	NO 15,831	1,063,895
7324900000	OTHER SANITARY WARE, INCLUDING PARTS, IRN/ST NESOI	X 465,406	465,406
7325100000	CAST ARTICLES NESOI OF NONMALLEABLE CAST IRON	KG 36,789	104,600
7325990000	CAST ARTICLES OF IRON OR STEEL NESOI	KG 371,256	816,837
7326110000	GRNDNG BLS A SIM ARTIC FR MILLS FRGD/STMPD OF IOS	KG 1,104	31,390
7326190000	OTH ARTIC IOS FRGD OR STMPD, NT FURTH WRKD, NESOI	KG 751,696	2,240,095
7326200000	ARTICLES OF IRON OR STEEL WIRE NESOI	X 1,879,008	1,879,008
7326901000	OTHER ARTICLES OF TINPLATE, NESOI (NOT HOUSEHOLD)	X 9,104,445	9,104,445
7326903500	CONTAINERS, PERSONAL, IRON OR STEEL	DOZ 46,064	46,064
7326906000	OTH ARTIC IOS, CTD OR PLTD W PREC METAL, NESOI	X 85,306	85,306
7326908505	RODS FOR ELECTRICAL GROUNDNG	KG 114,213	366,313

TABLE 1 - SHIPMENTS OF MERCHANDISE FROM THE UNITED STATES TO PUERTO RICO,
BY COMMODITY:FISCAL YEAR 1999

COMM-CODE	COMMODITY AND UNIT OF QUANTITY	QUANTITY	VALUE-\$
7326908530	HANGERS A SIM SUPPRTS FOR TUBES A PIPES, IRN/STEEL	KG	20,043
7326908560	LADDERS OF IRON OR STEEL	NO	7,370
7326908565	OTHER ARTICLES OF IRON OR STEEL NOT WIRE NESOI	KG	2,742,489
	COPPER AND ARTICLES THEREOF..... TOTAL		37,270,175
7401100000	COPPER MATTES	CKG	18,381
7403120000	REFINED COPPER WIRE BARS, UNWROUGHT	KG	19,730
7403190000	UNWROUGHT REFINED COPPER NESOI	KG	23,340
7403210000	UNWROUGHT COPPER-ZINC BASED ALLOYS (BRASS)	KG	4,225
7403220000	UNWROUGHT COPPER-TIN BASED ALLOYS (BRONZE)	KG	111
7403230000	UNWROUGHT NICKEL SILVER A CUPRO-NICKEL BASE ALLOYS	KG	3,031
7403290000	UNWROUGHT COPPER ALLOYS, NESOI	KG	36,323
7404000020	WASTE AND SCRAP OF REFINED COPPER	KG	97,894
7404000045	BRASS WASTE AND SCRAP OVER 0.3 PERCENT LEAD	KG	51,437
7404000080	OTHER COPPER ALLOY WASTE AND SCRAP, NESOI	KG	362,905
7405000000	MASTER ALLOYS OF COPPER	KG	3,898
7407100000	BARS, RODS AND PROFILES OF REFINED COPPER	KG	74,851
7407210000	BARS, RODS AND PROFILES OF BRASS (CU-ZN BASE ALYS)	KG	182,374
7407290000	BARS RODS PROFILES OF OTHER COPPER ALLOYS, NESOI	KG	22,286
7408113000	REF CU WIRE, MX CRS SCTN DIM OV 9.5MM	KG	274,043
7408116000	RF CU WIRE, MAX CRSS-SCTNL DIMEN OV 6MM TO 9.5MM	KG	3,590
7408190000	REF CU WIRE W MAX CRS-SCTN UNDER 6 MM	KG	587,165
7408210000	WIRE OF COPPER-ZINC BASE ALLOYS (BRASS)	KG	15,302
7408220000	WIRE OF CUPRO-NICKEL OR NICKEL-SILVER BASE ALLOYS	KG	4,539
7408290000	WIRE OF OTHER COPPER ALLOYS, NESOI	KG	97,128
7409110000	PLTS SHEETS STRP REFND COPPR OV.15MM THCK, COILS	KG	21,454
7409190000	PLATES SHEETS STRP REFINO COPPR OV.15MM TH NT COIL	KG	1,159,313
7409210000	PLATES SHEETS STRIP OF BRASS OV.15MM THCK IN COILS	KG	1,099
7409290000	PLATES SHEETS STRIP OF BRASS OV.15MM THCK NT COILS	KG	4,475
7409390000	PLATES SHEETS STRIP, BRONZE OV.15MM TH NT COILS	KG	15,889
7409400000	PL SH STR OF CUPRO-NCKL OR NICKEL SILVER	KG	6,953
7409900000	PLATES SHEETS STRIP OTH COPPER ALLOYS OV.15MM THK	KG	4,681
7410110000	COPPER FOIL, NOT BACKED, OF REFINED COPPER	KG	1,783
7410213000	COPPER CLAD LAMINATES	M2	74,066
7410218000	FOIL OF REFINED COPPER, BACKED	KG	1,750
7410220000	COPPER FOIL, BACKED, OF COPPER ALLOYS	KG	77,730
7411101000	TUBES AND PIPES OF REFINED COPPER, SEAMLESS	KG	806,223
7411105000	TUBES AND PIPES OF REFINED COPPER EXC SEAMLESS	KG	32,965
7411215000	TUBES AND PIPES OF BRASS, EXCEPT SEAMLESS	KG	184,828
7411220000	TUBES A PIPS OF CUPRO-NIKL OR NICKEL-SILVER	KG	9,310
7411291000	PIPES AND TUBES OF COPPER ALLOYS, NESOI, SEAMLESS	KG	54,240
7411295000	PIPES AND TUBES OF COPPER ALLOY NESOI NOT SEAMLESS	KG	253,536
7412100000	FITTINGS, PIPE AND TUBE OF REFINED COPPER	KG	43,459
7412200000	COPPER ALLOY TUBE OR PIPE FITTINGS	KG	1,700,181
7413001000	STR WIRE CU NT INS NT FTD W FTGS A NT MD INTO ARTL	KG	153,950
7413005000	CABLE, ETC NESOI OF CU NT INS NT MD INTO ARTCLS	KG	506,295
7413009000	STR W ETC OF CU NT INS; W FTGS OR MDE INTO ARTCLS	KG	22,161
7414200000	CLOTH OF COPPER WIRE	KG	23,589
7414900000	OTH CU WIRE CLTH GRLL & NTTNG; EXPANDED MTL OF CU	KG	77,445
7415100000	CU NLS TCKS DRW PNS STAPLES A SIM ART OR W CU HDS	KG	34,868
7415210000	COPPER WASHERS INCLUDING SPRING WASHERS NOT THREAD	KG	1,259
7415290000	CU SCRWS NTS BLTS RVTS OTH FSTNRS NOT THREADED	KG	54,947
7415310000	THREADED COPPER SCREWS FOR WOOD	KG	316
7415320000	OTHER COPPER SCREWS (NOT FOR WOOD) BOLTS AND NUTS	KG	134,743
7415390000	OTHER THREADED FASTENERS NESOI OF COPPER	KG	2,225
7416000000	COPPER SPRINGS	KG	5,684
7417000000	COOKNG A HEATNG AP DOMST N-ELCTRC A PTS THF COPPER	KG	12,903
7418190000	OTHR COPPER TABLE,KITCHEN & HOUSEHOLD WARE & PARTS	KG	319
7418200000	SANITARY WARE AND PARTS THEREOF, OF COPPER	KG	54,255
7419100000	COPPER CHAIN AND PARTS THEREOF	KG	39,402
7419910010	BRS PLMBG GDS NESOI CST STMPD FRGD NT FRTHR WORKED	KG	1,254,586
7419910050	ART CU NESOI CST STMPD MLD FRGD NT FRTHR WORKED	KG	193,009
7419991500	CNTNRS PERSONAL TYPE, OF COPPER	DOZ	7
7419995010	BRASS PLUMBING GOODS NESOI	KG	149,523
7419995500	OTHER ARTICLES OF COPPER, NESOI	KG	154,196
	NICKEL AND ARTICLES THEREOF..... TOTAL		95,384
7501100000	NICKEL MATTES	KG	19,391
			42,000

TABLE 1 - SHIPMENTS OF MERCHANDISE FROM THE UNITED STATES TO PUERTO RICO,
BY COMMODITY:FISCAL YEAR 1999

COMM-CODE	COMMODITY AND UNIT OF QUANTITY	QUANTITY	VALUE-\$
7502200000	UNWROUGHT NICKEL ALLOYS	KG 2,889	81,532
7505110000	NICKEL BARS, RODS AND PROFILES, NOT ALLOYED	KG 8,128	292,480
7505120000	BARS, RODS AND PROFILES OF NICKEL ALLOYS	KG 538	3,152
7505220000	WIRE OF NICKEL ALLOYS	KG 1,291	1,528,336
7506101500	PLATES, SHEETS AND STRIP OF NICKEL, NOT ALLOYED	KG 2,799	11,800
7506105000	FOIL OF NICKEL, NOT ALLOYED	KG 22,641	83,066
7506205000	FOIL, NICKEL ALLOY	KG 17,073	101,165
7507110000	PIPES AND TUBES OF NICKEL, NOT ALLOYED	KG 26	4,757
7507200000	TUBE OR PIPE FITTINGS OF NICKEL	KG 1,217	33,677
7508100000	CLOTH, GRILL AND NETTING OF NICKEL WIRE	KG 2,587	33,750
7508900000	OTHER ARTICLES OF NICKEL, NESOI	KG 16,994	314,172
ALUMINUM AND ARTICLES THEREOF..... TOTAL			114,603,175
7601100000	UNWROUGHT ALUMINUM, NOT ALLOYED	KG 436,991	139,185
7601209045	OTH UNW AL ALLOY OF UNIFM C-S THRU IT LNTH NT COIL	KG 79,642	124,566
7601209075	ALUM AL REMLT SCRP INGT	KG 133,399	124,180
7601209500	OTHER UNWROUGHT ALUMINUM ALLOYS, NESOI	KG 300,761	268,969
7602000030	ALUMINUM USED BEVERAGE CONTAINER SCRAP	KG 1,929,750	2,261,208
7602000080	AL WASTE AND SCRAP OTHER THAN USED BEV CONT SCRAP	KG 1,233,370	1,542,897
7603200000	ALUMINUM POWDERS OF LAMELLAR STRUCTURE, FLAKES	KG 3,243	14,300
7604101000	ALUMINUM PROFILES NOT ALLOYED	KG 134,578	1,281,225
7604103010	AL BAR, ROD, NT ALLOY RND C-S OTSD DIA OF LES THN 1	KG 25,289	111,617
7604103050	AL BAR, ROD, NT ALLOY RND C-S OTSD DIA OF 10MM OR M	KG 1,714,908	5,515,940
7604105030	AL BR-RD NT AL HA OT TH R C-S W MX C-S DI L T 10MM	KG 18,106	109,532
7604105060	AL BR-RD N AL HA OT TH R C-S W M C-S D 10MM O MORE	KG 11,185	40,680
7604210000	ALUMINUM ALLOY HOLLOW PROFILES	KG 53,329	408,993
7604291000	ALUMINUM ALLOY PROFILES NOT HOLLOW	KG 322,642	8,981,737
7604293050	AL ALY BR-RD HA RD C-S WI OTSI DIA OF 10MM OR MORE	KG 4,707	11,392
7604295060	AL ALY HA OT TH RD C-S W MX C-S DIM OF 10MM OR MOR	KG 66,231	188,654
7605110030	AL WIR NT ALY OF WHI TH MAX C-S DIM EXCEEDS 9.5MM	KG 23,673	54,131
7605110090	AL WIR NT ALY OF WHI TH MAX C-S DIM IS 7-9.5MM	KG 15,936	35,971
7605190000	AL WIR NT ALY OF WHI TH MAX C-S DIM IS 7MM OR LESS	KG 86,730	106,200
7605210030	AL WIR ALLOY OF WHI TH MAX C-S DIM EXCEEDS 9.5MM	KG 2,513	7,794
7605290000	AL WIR NT ALY OF WHI TH MAX C-S DIM IS 7MM OR LSS	KG 11,304	36,748
7606113030	ALUM PLT SHT STRP REC/SQ NAL NT CLD OV 6.3MM THCK	KG 364,556	2,898,712
7606113060	ALUM PLT SHT STRP REC/SQ NAL NT CL OV 2-6.3MM THK	KG 4,255,168	10,629,949
7606116000	ALUM PLT SHT STRP REC O SQR NT ALY CLAD OV .2MM TH	KG 91,698	189,641
7606123030	ALUM PLT SHT STRP REC O SQR ALY NT CL OV 6.3MM THK	KG 1,022,758	2,037,268
7606123070	PLTS SHT STRP ALUM ALYS RECT/SQR NCLD OV 2-6.3MM T	KG 14,896	39,017
7606126000	AL PLA SHE A STR REC IN SQ ALLOY CLAD OV 0.2MM THK	KG 41,734	100,817
7606910010	CIRCLES A DISCS, ALUM NT ALLOYED OV 6.3MM THICK	KG 125,905	561,475
7606910050	OTH PLATES, SHTS A STRP ALUM NT ALY OV 6.3MM THCK	KG 51,432	260,059
7606910070	CIRCLES AND DISCS, ALUM NT ALLOYD, 6.3MM OR LS THK	KG 39	4,113
7606910090	OTH NONRECT PLTS SHTS A STRP ALUM NT ALY 6.3MMOL T	KG 15,713	192,430
7606920010	CIRCLES AND DISCS OF ALUMINUM ALLOYS OV 6.3MM THCK	KG 122	7,502
7606920050	OTH NONRECT PLTS SHTS STRP ALUM ALYS OV 6.3MM THCK	KG 4,831	47,812
7606920070	CIRCLES A DISCS ALUM ALYS 6.3MM OR LS THK	KG 69,820	178,195
7606920090	OTH NONRECT PLTS SHTS STRP ALUM ALYS 6.3MM O LS TH	KG 96,291	367,698
7607113000	AL FOIL NT BCKD RLD NT OV 0.01MM THK	KG 291,807	1,140,819
7607118000	AL FL NT BCKD ETC OV 0.01MM BT NT OV 0.15 THCK	KG 879,779	4,898,661
7607119000	ALUM FOIL NT BCKD NT OV 0.2MM THK NESOI	KG 356,234	1,005,840
7607190000	ALUMINUM FOIL NOT BACKED NOT OVR .2MM THCK, WORKED	KG 530,173	1,245,644
7607200000	ALUMINUM FOIL NOT OVER 0.2MM THICK, BACKED	KG 1,926,975	7,374,257
7608100030	ALUM TUBES AND PIPES NOT ALLOY SEAMLESS	KG 11,280	29,780
7608100090	AL TBS A PPS EXC SMLSS NT ALLOYED	KG 272,894	2,221,487
7608200030	TUBES AND PIPES, ALUMINUM ALLOY, SEAMLESS	KG 28,961	326,272
7608200090	TUBES AND PIPES ALUM AL EXCPT SEAMLESS	KG 79,261	187,140
7609000000	ALU TUB OR PIP FIT (COUPLINGS ELBOWS SLEEVES)	KG 14,814	248,237
7610100000	ALU DOR WIN AND THEIR FRA AND THRES FOR DOORS	KG 1,798,502	4,518,009
7610900020	OT AL SHT-MET ROOF SID FLR AND RF GUT A DRA EQUIP	KG 596,424	1,029,231
7610900040	OTHER ALUMINUM-ARCHITECTURAL AND ORNAMENTAL WORK	KG 220,204	1,041,179
7610900050	OTH ALUM STRCTRS A PRTS; AL PLTS TBS ETC FOR STRTR	KG 1,227,641	3,124,188
7611000030	ALUMINUM TANKS W CPCTY EXCEEDING 300 LITERS	NO 244	74,254
7611000090	ALUMINUM CONTAINERS, NESOI CAP OV 300 LITERS	NO 5,433	828,655
7612100000	ALUMINUM COLLAPSIBLE TUBULAR CONTAINERS NT OV 300L	NO 8,612,290	1,593,876
7612901030	ALUM CANS OF A CAPACITY NT EXCDG 355 ML	NO 4,218,778	1,009,942
7612901060	OT AL CN OF A CP EX 355ML BU LS TH 3.8 LITERS	NO 80,569	368,071
7612909000	OTHER ALUMINUM CONTAINERS CAPACITY 3.8-300 LITERS	NO 13,988	272,133
7613000000	ALUMINUM CONTAINERS FOR COMPRESSED OR LIQUEFID GAS	NO 283	59,084

TABLE 1 - SHIPMENTS OF MERCHANDISE FROM THE UNITED STATES TO PUERTO RICO,
BY COMMODITY:FISCAL YEAR 1999

COMM-CODE	COMMODITY AND UNIT OF QUANTITY	QUANTITY	VALUE-\$
7614100000	STRANDED WIRE ETC OF ALUMINUM WITH STEEL CORE	KG 1,192,946	2,963,176
7614901000	STR WIRE ETC W/O ST CR NT FTD W FTGS NT MD INT ART	KG 21,966	71,733
7614905000	STR WIRE ETC W/O ST CR FTTD OR MADE INT ARTCLS	KG 1,697	37,828
7615110000	ALUM POT SCOURS, SCOURNG/POLISHING PADS/GLOVES, ETC	KG 79,336	433,189
7615192000	ALUM CKG KTCHWR CST NT SCOURRS/PLSHNG PDS, AND PTS	NO 241,503	1,612,568
7615194000	ALUM CKNG KTCHNWR NT CAST NT SCOURRS/POL PDS,& PTS	NO 85,304	684,526
7615199000	ALUM TBLE KTCHN OTH HSHOLD ARTCLS AND PTS THEREOF	KG 222,060	701,692
7615200000	ALUMINUM SANITARY WARE AND PARTS THEREOF	KG 9,546	184,391
7616101000	ALUM NAILS TACKS STAPLES NT 8305	KG 259,743	139,476
7616103000	ALUMINUM RIVETS	KG 6,024	48,098
7616106000	THREADED FASTENERS OF ALUMINUM	KG 26,599	113,500
7616108000	ALUMINUM COTTRS, COTTR-PNS, WASHRS A SIMLR ARTCLS	KG 5,836,647	10,637,911
7616910000	CLOTH, GRILL, NETTING AND FENCING OF ALUMINUM WIRE	KG 224,425	950,037
7616995030	ALUMINUM LADDERS	NO 32,670	758,595
7616995040	ALUMINUM VENETIAN BLINDS AND PARTS THEREOF	X	492,405
7616995050	ALUMINUM HANGERS AND SUPPORTS FOR PIPES AND TUBES	KG 17,528	89,394
7616995060	ALUMINUM CASTINGS	KG 105,214	917,602
7616995070	ALUMINUM FORGINGS	KG 1,430	36,971
7616995080	ARTICLES OF ALUMINUM WIRE NESOI	KG 1,387,444	5,930,603
7616995095	ARTICLES OF ALUMINUM NESOI	KG 2,646,990	16,561,896
	LEAD AND ARTICLES THEREOF..... TOTAL	158,159	537,148
7801100000	REFINED LEAD, UNWROUGHT	KG 57,610	230,790
7801999050	UNWROUGHT LEAD, NESOI, NOT ALLOYED	KG 5,555	6,123
7802000060	LEAD WASTE OTH THAN OBTAINED FRM LEAD-ACID STG BAT	KG 11,971	25,428
7803000000	LEAD BARS RODS PROFILES AND WIRE	KG 7,623	18,468
7804190000	LEAD PL SH STR FL OVR 0.2 MM THICK	KG 6,883	8,359
7805000000	LEAD PIPES A TUBES INCL FITTINGS THEREFOR	KG 5,388	26,364
7806000000	OTHER ARTICLES OF LEAD, NESOI	KG 63,129	221,616
	ZINC AND ARTICLES THEREOF..... TOTAL	224,487	827,959
7901110000	ZINC UNWRT NT ALY CNT WGT AT LST 99.99 PERCNT ZINC	KG 3,173	14,068
7901120000	UNWROUGHT ZINC, NOT ALLOYED, UNDER 99.99 PCT ZINC	KG 40,806	48,887
7903100000	ZINC DUST	KG 3,954	7,704
7904000000	ZINC BARS, RODS, PROFILES AND WIRE	KG 26,869	30,253
7906000000	ZINC TUBES, PIPES AND TUBE OR PIPE FITTINGS	KG 94,363	385,419
7907001000	ZNC ARTS HH TBL KTCHN INCL TLT A SANI WR	KG 11,794	210,151
7907006000	ZINC ARTICLES, NESOI	KG 43,528	153,477
	TIN AND ARTICLES THEREOF..... TOTAL		505,948
8001100000	TIN, UNWROUGHT, NOT ALLOYED	KG 21,110	96,281
8002000000	TIN WASTE AND SCRAP	KG 22,191	34,683
8003000000	TIN BARS, RODS, PROFILES AND WIRE	KG 1,168	7,211
8004000000	TIN PLATES, SHEET AND STRIP OVER 0.2 MM THICK	KG 60,874	255,877
8005001000	TIN FOIL NOT EXCEEDING 0.2 MM THICK (EXCLDG BACKG)	KG 990	20,200
8006000000	TIN TUBES AND PIPES INCLDG PIPE A TUBE FITTINGS	KG 9,918	59,911
8007000000	OTHER ARTICLES OF TIN, NESOI	X	31,685
	OTHER BASE METALS; CERMETS; ARTICLES THEREOF..... TOTAL	192,842	6,264,236
8101100000	TUNGSTEN (WOLFRAM) POWDERS	KG 199	4,134
8101910000	TUNGSTEN, UNWROUGHT, AND WASTE AND SCRAP	KG 734	2,932
8101920000	TUNGSTN BRS, RDS (EXC SINTRD), PROFL PLT SHT STP FL	KG 49	8,383
8101930000	TUNGSTEN WIRE	KG 50,841	4,225,391
8102100000	MOLYBDENUM POWDERS	KG 4,452	146,898
8102910000	MOLYBDENUM, UNWROUGHT, AND WASTE AND SCRAP	KG 137	4,563
8102920000	MOLYBDM BRS, RDS EXC SINTRD, PROFL PLT SHT STP FL	KG 188	8,497
8102990000	MOLYBDENUM, WROUGHT	KG 727	22,831
8103900000	TANTALUM, WROUGHT	KG 19	16,186
8104110000	UNWRGHT MAGSIUM CONT 99.8 PCT BY WGT OF MAGSIUM	KG 6,661	59,412
8104190000	MAGNESIUM, OTHER, NESOI, UNWROUGHT	KG 48,013	334,416
8104900000	MAGNESIUM, WROUGHT	KG 16,195	135,911
8105900000	COBALT, WROUGHT, AND ARTICLES THEREOF	KG 630	4,859
8106000000	BISMUTH AN ARTLS, INCLD WASTE AND SCRAP	KG 378	31,381
8107100000	UNWROUGHT CADMIUM; WASTE AND SCRAP; POWDERS	KG 29,877	30,452
8108906030	TITANIUM BARS, RODS, PROFILES AND WIRE	KG 30,301	994,204

TABLE 1 - SHIPMENTS OF MERCHANDISE FROM THE UNITED STATES TO PUERTO RICO,
BY COMMODITY:FISCAL YEAR 1999

COMM-CODE	COMMODITY AND UNIT OF QUANTITY	QUANTITY	VALUE-\$
8108908000	OTHER WROUGHT TITANIUM, NESOI	KG 2,843	163,258
8109100000	UNWROUGHT ZIRCONIUM, WASTE AND SCRAP, POWDERS	KG 1,444	29,576
8109900000	ZIRCONIUM AND ARTICLES THEREOF NESOI	KG 19	11,079
8110000000	ANTIMONY AND ARTCLS THROF INCL WASTE AND SCRAP	KG 5	2,668
8111000000	MANGANESE AND ARTCLS THEREOF, INC WASTE AND SCRAP	KG 482	17,200
8112116000	OTHER UNWROUGHT BERYLLIUM; BERYLLIUM POWDERS	KG 616	3,179
8112910000	OTHER BASE METALS, NESOI, UNWROUGHT WST A SRP PWDR	KG 52	8,828
	TOOLS, IMPLEMENTS,CUTLERY, SPOONS AND FORKS, OF BASE METAL; PARTS THEREOF OF BASE METAL.....	TOTAL	38,924,588
8201100000	SPADES AND SHOVELS AND PARTS THEREOF OF BASE METAL	X	47,394
8201200000	FORKS AND PARTS BSE MTL AGRIC HORTIC FORSTRY	X	103,724
8201300000	MATTOCKS,PICKS,HOES AND RAKES,A PTS, OF BSE MTL	X	12,310
8201500000	ONE-HND SCTRS A SMLR ONE-HND PRNRS/SHRS INC PLTRY	X	2,824
8201600000	HDBG SHRS, 2-HND SHEARS A PTS	X	5,800
8201900000	OTH HNDTLS FR AGRIC,FRSTRY A PRTS, BS MTL	X	794,164
8202100000	HANDSAWS AND PARTS EXCEPT BLADES, BASE METAL	X	62,570
8202200030	METAL CUTTING BANDSAW BLADES OF BASE METAL	X	23,759
8202200060	BANDSAW BLADES EXC MTL CTING, PARTS, BASE METAL	X	89,067
8202310001	CIRC SAW BLDS BSE MTL W WRKNG PT OF STEEL	X	109,044
8202390000	CIRC SAW BLADES,BSE MTL,WRKNG PT OTH THN STL,PRTS	X	118,537
8202400000	CHN SW BLDS (LNGTHS O CT TO SZ) A PTS, BS MTL	X	155,114
8202990000	OTHER SAW BLADES AND PARTS, BASE METAL	X	362,853
8203100000	FILES, RASPS AND SIMILAR TOOLS, OF BASE METAL	DOZ 5,443	36,999
8203202000	TWEEZERS BASE METAL	X	83,005
8203205000	PLIERS OF BASE METAL	X	8,947
8203206060	PNCRS A SMLR TLS EX PLRS O TWZRS, BS MTL	X	1,674,625
8203208000	PTS FR PLRS (NT SJ) PNCRS A SMLR BMTL	X	118,469
8203300000	METAL CUTTING SHEARS AND SIMILAR TOOLS, AND PARTS	X	334,293
8203400000	PP CTTRS BLT CTTRS PERFT PNCHS SMLR A PTS, BS MTL	X	536,260
8204110030	OPN-END,BX A COMB OPN-END A BX WRNCHS, BMTL	NO 3,710	65,804
8204110060	HND-OP SPNRS A WRNCHS NONADJ,PTS,BMTL,OTHER	X	242,597
8204120000	HND-OP SPNRS A WRNCHS ADJUSTBLE,PTS,BS MTL	X	43,855
8204200000	SCKT WRNCHS WWO HNDLS,DRVS,A EXTNSNS,PTS, BS MTL	X	235,634
8205100000	DRILLING, THREADING OR TAPPING TOOLS A PTS, BS MTL	X	1,049,589
8205200000	HAMMERS A SLEDGE HAMMERS A PARTS, BASE METAL	X	407,721
8205300000	PLNS CHSLA A SMLR CTNG TLS FR WDWKNG,PTS,BS MTL	X	82,128
8205400000	SCREWDRIVERS,AND PARTS THEREOF, BASE METAL	X	25,991
8205510000	HOUSEHOLD TOOLS AND PARTS THEREOF, BASE METAL	X	969,617
8205591000	PIPE TOOLS AND PARTS THEREOF, BASE METAL	X	74,403
8205592000	POWDER-ACTUATED HANDTOOLS AND PARTS, BASE METAL	X	315,370
8205599000	HANDTOOL INCL GLASS CUTTER & PARTS BASEMETAL NESOI	X	4,047,604
8205600000	BLOW TORCHES A SMLR SELF-CNTND TORCHES, PARTS	X	7,662
8205700010	VICES OF BASE METAL	NO 154	11,124
8205700060	CLAMPS AND SIMILAR HANDTOOLS, NOT VISES, AND PARTS	X	941,403
8205800000	ANVS,PFRGS,HD/PO-OP GRND WHLS W/FRMWRK;BM PTS THOF	X	32,178
8205900000	SETS OF ARTS OF 2 OR MORE OF FORGO SBHDNG HND TLS	PCS 22,569	57,517
8206000000	TOOLS OF 2 OM OF HDG 8202-8205, STS FR RTAIL SALE	PCS 538,354	1,543,338
8207130000	RCK DRING EARTH BORNG TLS WRKNG PT CERMETS, & PTS	X	899,307
8207191030	PERCSN RCK DRLL BTS CORE BTS REAMRS,BS MTL, & PRTS	NO 2,146	40,229
8207192030	ROTRY DRLL BTS, CORE BTS REAMRS, BSE METL, AND PTS	NO 4	6,104
8207195030	ROCK DRILLING/EARTH BORNG TOOLS,BSE MTL,NESOI,PTS	X	1,375,697
8207200000	DIES DRW O EXTR MTL A PTS THRF	X	1,762,767
8207303000	PRSG STMPG PNCH TLS STBL F CTG MTL A PT	X	2,537,445
8207306030	STMPG DIES A PTS NT SUTBL F CTG MTL	X	366,840
8207306060	DIES MTL FORMG A THRD ROLLG A PTS	X	461,921
8207306075	DIES F CTG CLTH LTHR PPR A PTS	NO 1,599	84,190
8207306090	TLS PR ST PU NESOI NT MTL CTG	X	5,978,393
8207400000	TOOLS FOR TAPPING OR THREADING, PTS, OF BS MTL	X	297,593
8207502030	MASONRY DRILLS W CUTTING PART OF SPEC METAL CNTNTS	X	45,521
8207502055	OTHER TWIST DRLS W CUTTING PART OF SPEC METAL CNT	NO 44	6,095
8207502080	OTH DRILLNG TOOLS W CUTTING PART OF SPEC METAL CNT	NO 3,771	7,920
8207504030	TWIST DRILLS FOR HND O MCH TLS STBLE FOR CTNG METL	NO 2,930	8,152
8207504060	INTCHBL DRLLNG TLS FOR HND O MCH TLS, METL-CUTTING	X	27,145
8207506000	HNDTLS FOR DRILLNG, NT FOR RCK O CUT METL PTS THRF	X	52,660
8207508000	TOOLS FOR DRILLING, NESOI, AND PARTS THEREOF	X	1,328,497
8207600030	BROACHES	NO 395	89,951
8207600060	OTHR BORING TOOLS NESOI AND PARTS THROF	NO 5,518	281,470

TABLE 1 - SHIPMENTS OF MERCHANDISE FROM THE UNITED STATES TO PUERTO RICO,
BY COMMODITY:FISCAL YEAR 1999

COMM-CODE	COMMODITY AND UNIT OF QUANTITY		QUANTITY	VALUE-\$
8207701000	END MILLING CUTTERS OF BASE METAL	X		11,734
8207705000	INTRCHG TLS F HNDTLS F MILLNG NESOI, PTS F ALL B MT	X		132,257
8207800000	INTRCHG TLS F HNDTLS F TURNING, BS MTL	X		55,932
8207901500	FILES A RASPS INC RTRY INTRCHNGBLE, AND PARTS	X		339,396
8207907540	ROUTER BITS	X		25,557
8207907550	CUTTERHEADS FOR WOODWORKING, WITH INTRCHNGBLE TOOLS	X		14,000
8207907570	INTRCHBL TLS FOR HND O MCH TLS, BASE MTL PRTS THRF	X		1,658,031
8208100000	KNVS A CTTNG BLDS F MTL WRKNG A PRTS	X		50,478
8208200000	KNVS A CTTNG BLDS F WOOD WRKNG A PRTS	X		58,716
8208300000	KNS A CTTNG BLDS F KCHN APPLN O FD IND MACH A PTS	X		27,021
8208400000	KNVS A CTTNG BLDS F AGRIC O FRSTRY MACH, A PTS	X		35,566
8208900000	OTH KNVS A CTTNG BLDS F MACH OR MECH EQP, PTS B MT	X		96,803
8209000030	PLTS STCKS TPS ETC FOR TOOLS UNMNTD OF SNTRD CRBDS	KG	42,875	233,673
8209000060	PLATES STCKS TIPS ETC FOR TOOLS UNMNTD OF CERMENTS	KG	1,107	277,523
8210000000	HND-OP MECH APPL 10KG OR LSS,FD/DRK PRP/CON/SRV PT	X		135,829
8211100000	STS ASSTD KNVS, BLDS A BM PTS, NT KNVS OF 8208	PCS	78,688	50,593
8211910001	TABLE KNIVES HAVING FIXED BLADES	X		50,266
8211920001	OTHER KNIVES HAVING FIXED BLADES	X		124,058
8211930001	KNIVES HAVING OTHER THAN FIXED BLADES	NO	29,709	20,331
8211940000	BLADES FOR KNIVES	NO	16,269	80,491
8212100000	RAZORS	NO	11,485,822	3,080,017
8212200000	SAFETY RAZOR BLADES AND BLADE BLANKS IN STRIPS	NO	26,524,688	978,838
8212900000	PARTS FOR RAZORS EXC BLADES	X		19,586
8213000000	SCSSRS,TLRS A SMLR SHRS, BLDS A OTH BS MTL PTS	NO	27,004	91,827
8214100000	PPR KNVS LTR OPNRS ERSNG KNVS PNCL SHPNRS, BM PTS	NO	1,952	14,840
8214200000	MNCR OR PDCR STS A INSTMNTS INC NL FLS A PTS	X		293,686
8214900000	OTHER ARTICLES OF CUTLERY NESOI A BASE METAL PARTS	NO	21,044	88,495
8215100000	STS ASSTD TBLWR AT LST 1 PREC MTL PLTD, BM PARTS	PCS	12,501	6,250
8215200000	SETS ASSRTD TBLWR NOT PREC MTL, INC BS MTL PRTS	PCS	69,841	104,261
8215910000	SPNS FRKS LDLS ETC, BS MTL PTS, PRC MTL PLTD,NT ST	X		33,907
8215990000	SPNS FRKS LDLS ETC,BS MTL PTS,NT PRC MTL PLT,NT ST	X		234,506
MISCELLANEOUS ARTICLES OF BASE METAL..... TOTAL				57,731,349
8301100000	PADLOCKS OF BASE METAL	DOZ	10,044	520,338
8301200000	LOCKS OF A KIND USED ON MOTOR VEHICLES, BASE METAL	KG	28,851	170,179
8301300000	BASE METAL LOCKS OF A KIND USED FOR FURNITURE	KG	1,026,738	3,372,668
8301403000	LUGGAGE LOCKS, BASE METAL	DOZ	13,871	111,942
8301406030	DOOR LOCKS, LOCKSETS AND OTH BS MTL LOCKS FR DOORS	KG	55,238	679,893
8301406060	OTHER LOCKS OF BASE METAL, NESOI	KG	21,294	318,525
8301500000	CLASPS AND FRAMES W CLASPS, INC LOCKS, BASE METAL	KG	417	15,098
8301600000	PARTS OF LOCKS, BASE METAL	KG	5,638	178,397
8301700000	KEYS PRESENTED SEPARATELY	KG	7,559	83,642
8302103000	HINGES AND PARTS FOR MOTR VEHCLS IR/ST, ALUM, ZINC	KG	28,645	96,826
8302104030	HINGES AND PARTS, BASE METAL, FOR DOORS	KG	308,497	1,389,886
8302104060	HINGES AND PARTS, BASE METAL, FOR FURNTR A CABINTS	KG	7,483	35,092
8302104090	OTHER HINGES AND PARTS THEREOF OF BASE METAL NESOI	KG	3,370,657	12,610,431
8302200000	CASTORS, AND PARTS THEREOF, OF BASE METAL	KG	32,785	111,672
8302300000	OTH BS METL MOUNTNGS FTTNGS ETC FOR MOTOR VEHICLES	KG	524,429	1,717,827
8302413000	DOOR CLSRS (EXC ATMTG) A PTS, BS MTL, FOR BUILDING	KG	107,510	685,568
8302418035	OTH BASE METL MOUNTNGS FTTNGS ETC FOR DOORS	KG	11,804	84,077
8302418055	OTH BASE METL MNTNGS FTTNGS ETC	KG	23,769	138,882
8302418075	OTH BS METL MNTNGS FTTNGS ETC FOR BUILDINGS, NESOI	KG	234,841	925,285
8302420000	OTH BASE METL MOUNTNGS FTTNGS ETC FOR FURNITURE	KG	528,926	1,638,330
8302494500	OTH BS METL MNTNGS, FTTNGS ETC FOR VEHICLES	KG	15,115	234,789
8302497500	OTHER BASE METAL MOUNTINGS, FITTINGS ETC, NESOI	KG	1,448,565	5,866,775
8302500000	HAT-RACKS HAT PEGS BRCKTS ETC PARTS, BASE METAL	KG	214,119	2,832,225
8302600000	BASE METAL AUTOMATIC DOOR CLOSERS AND PARTS	KG	80,801	329,741
8303000000	SAFES, CASH OR DEED BOXES ETC A PRTS, BASE METAL	KG	229,773	549,481
8304000000	OFFICE AND DESK EQUIP A PRTS, OF BASE METAL	KG	39,345	342,227
8305200000	STAPLES IN STRIPS, OF BASE METAL	KG	15,074	43,478
8305900000	BS METL LETTR A PAPER CLIPS OTH OFFC ARTIC A PARTS	KG	26,893	278,081
8306100000	BELLS, GONGS AND THE LIKE, AND PARTS, BASE METAL	KG	1,722	24,016
8306210000	STATUETTES A OTH ORNAMNTS A PRTS PLTD W PREC METAL	KG	18,398	5,026,207
8306290000	STATUETTES A OTH ORNMNTS A PRTS, BS METL NT PM PLT	KG	77,829	156,474
8306300000	PHOTO, PCTR A SIM FRAMES, MIRRORS, PRTS, BASE METL	KG	243,910	919,048
8307100000	FLEXIBLE TUBING OF IRON OR STEEL	KG	75,073	1,010,591
8307900000	FLEXIBLE TUBING OF BASE METAL NOT IRON OR STEEL	KG	96,143	2,077,575
8308100000	HOOKS, EYES AND EYELETS, OF BASE METAL	KG	177,473	1,529,451
8308200000	TUBULAR OR BIFURCATED RIVETS OF BASE METAL	KG	1,563	17,273

TABLE 1 - SHIPMENTS OF MERCHANDISE FROM THE UNITED STATES TO PUERTO RICO,
BY COMMODITY:FISCAL YEAR 1999

COMM-CODE	COMMODITY AND UNIT OF QUANTITY	QUANTITY	VALUE-\$
8306906000	BUCKLES AND BUCKLE CLASPS A PARTS, BASE METAL	KG 78,828	613,076
8306908000	CLSPS, FRMS W CLSPS ETC BDS A SPNGLS, BASE METAL	KG 98,834	2,122,608
8308100000	CROWN CORKS INC SEALS AND CAPS, A PARTS, BASE METAL	KG 79,307	578,003
8309900000	STOPPERS, CAPS, LIDS, SEALS ETC NES, PRTS, BS METL	KG 407,427	4,023,454
8310000000	SGN PLTS NOS A SMBLS ET BM EXCPT OF HDG 8405	KG 98,814	941,916
8311100000	COATED ELECTRODES, BASE METAL, FOR ELEC ARC-WELDNG	KG 77,299	129,402
8311200000	CORED WIRE OF BASE METAL, FOR ELECTRIC ARC-WELDING	KG 44,213	575,603
8311303000	LEAD-TIN SOLDERS (COATED RODS AND CORED WIRE)	KG 208,607	1,757,005
8311306000	COATED RODS A CORED WIRE, BS METL, NES FR SOLDRE ET	KG 35,892	158,271
8311900000	WIRE ETC CTD/CRD W FLUX FR WLD ETC A PARTS NESOI	KG 78,246	710,011
MACHINERY AND MECHANICAL APPLIANCES; ELECTRICAL EQUIPMENT;PARTS THEREOF; SOUND RECORDERS AND REPRODUCERS, TELEVISION IMAGE AND SOUND RECORDER, AND REPRODUCERS, AND PARTS AND ACCESSORIES OF SUCH ARTICLES..... TOTAL			4,091,998,983
NUCLEAR REACTORS,BOILERS,MACHINERY AND MECHANICAL APPLIANCES; PARTS THEREOF..... TOTAL			1,866,979,223
8401100000	NUCLEAR REACTORS	T 3	16,202
8401200000	ISOTOPIC SEPARATION MACHINERY, APARATUS AND PARTS	T 19	33,926
8401300000	FUEL ELEMENTS (CARTRIDGES)NON-IRRADIATED, AND PART	X 1	31,802
8401400000	PARTS OF NUCLEAR REACTORS	T 1	3,119
8402110000	WATERTUBE BOILERS STEAM PRODUCTION EXC 45 T PER HR	T 11	69,267
8402120000	WATERTUBE BOILERS STEAM PRODUCTION <45 T PER HOUR	T 5	8,500
8402190000	VAPOR GENERATING BOILERS, NESOI, INCLUDING HYBRID	T 245	310,238
8402200000	SUPER-HEATED WATER BOILERS	T 25	250,000
8402900010	HEAT EXCHANGERS	T 79	165,117
8402900090	PTS FOR STEAM,VAPOR GENERATING,SUPER-HEAT WTR BLRS	X 9	8,291,616
8403100000	CENTRAL HEATING BOILERS	NO 9	200,279
8403900000	PARTS FOR CENTRAL HEATING BOILERS	X 1	413,119
8404100010	ECONOMIZERS FOR USE WITH BOILERS OF HEAD 8402-8403	T 23	349,281
8404100050	AUX PLANT FOR USE WITH BLRS HDG 8402-8403,NOT ECON	T 5	53,896
8404200000	CONDENSERS FOR STEAM OR OTHER VAPOR POWER UNITS	T 55	444,638
8404900000	PARTS FOR AUX PLT FOR BLRS,COND FOR STM,VPR PR UNT	X 1	1,450,037
8405100000	PRODUCER GAS,WTR GAS,ACETYLENE GAS,WTR PRO GAS GEN	X 1	6,206,926
8405900000	PTS,PROD GAS,WTR GAS,ACETYLENE GAS,WTR PRO GAS GEN	X 1	149,231
8406101000	STEAM TURBINES FOR MARINE PROPULSION	NO 7	103,168
8406109000	VAPOR TURBINES EXC STEAM, FOR MARINE POPULSION	NO 6	262,811
8406811000	STEAM TURBINES, EXC MARINE PROP, EXCEEDING 40 MW	NO 9	134,987
8406819000	VAPOR TURBINES,EXC STEAM & MARINE PROPUL EXC 40 MW	NO 2	112,000
8406821000	STEAM TURBINES,EXC MARINE PROPULSION NOT EXC 40 MW	NO 11	158,116
8406900040	PARTS FOR STEAM TURBINES	X 1	3,100,285
8406900080	PARTS FOR OTHER THAN STEAM VAPOR TURBINES	X 1	237,233
8407100020	SPK-IGN RECIP OR ROT INT COMB PST A/C ENG,<373 KW	NO 2	19,813
8407100060	SPK-IGN RECIP OR ROT INT COMB PST A/C ENG, USED	NO 8	99,040
8407100090	SPK-IGN REC OR ROT INT COM PST TYP A/C ENG EXC CIV	NO 4	10,000
8407210000	OUTBOARD ENGINES FOR MARINE PROPULSION	NO 604	1,620,186
8407290010	SPK-IGN REC OR ROT INT COM PST ENG,MAR,IN/OUTBOARD	NO 4	15,398
8407290050	INBOARD ENG WITH INBOARD DRIVE F MARINE PROPULSION	NO 4	18,321
8407310000	SPRK-IGN PISTON ENG F VEH OF HDG 87,NOT EXC 50 CC	NO 13	10,267
8407322000	SP-IG ENG F RD TR,BUS,AUTO,TRUCK, >50 BUT <=250 CC	NO 6,103	578,876
8407325000	SP-IGN REC PISTON ENG,>50 BUT <=250 CC, NESOI	NO 2	7,258
8407332000	SP-IG ENG F RD TR,BUS,AUTO,TRCK,>250 BUT <=1000CC	NO 67	17,489
8407335000	SP-IG REC PISTON ENG, >250 BUT <=1000 CC,NESOI	NO 2	5,317
8407342030	SP-IG ENG F RD TR,BUS,AUTO,TRUCK,>1000 & <=2000 CC	NO 7	14,375
8407342090	SP-IG ENG F RD TR, BUS, AUTO, TRUCK, OV 2000 CC	NO 181	228,572
8407345000	SP-IG REC PISTON ENG, OV 1000 CC, NESOI	NO 55	184,672
8407901010	SPK-IG PST ENG, NESOI, AG, HO, MC N/E 37.3KW	NO 18	7,241
8407901050	SP-IG REC OR RTRY PISTON ENG,NESOI, FOR AGR MACH	NO 796	442,106
8407909050	SP-IG REC OR RTRY PIST ENG, NESOI	NO 280	241,308
8408100010	DIESEL ENGINES, NOT EXCEEDING 149.2 KW, MARINE	NO 9	28,734
8408100030	COMP-IGNI PST ENG,MARINE,EXC223.8KW,NOT EXC 373 KW	NO 1	15,071
8408100040	COMP-IGNI PST ENG,MARINE,EXC 373 KW,NOT EXC 746 KW	NO 5	215,960
8408100050	COMP-IGNITION PISTON ENGINES, FOR MARINE,EXC 746 KW	NO 11	152,627
8408202000	COMP-IGN ENG FR PROP VEH CH87,RD TR,BUS,AUTO,TRUCK	NO 18	111,971
8408205000	DIESEL ENG FOR VEHICLES OF CHAPTER 87, NESOI	NO 684	495,755

TABLE 1 - SHIPMENTS OF MERCHANDISE FROM THE UNITED STATES TO PUERTO RICO,
BY COMMODITY:FISCAL YEAR 1999

COMM-CODE	COMMODITY AND UNIT OF QUANTITY		QUANTITY	VALUE-\$
8408901000	DIESEL ENGINES FOR AGR OR HORT MACH AND EQUIP	NO	19	112,572
8408909010	COMP-IGN INT COMB PST ENG, NESOI, NOT EXC 148.2 KW	NO	172	587,747
8409100040	PARTS FOR SPARK-IG OR COMP-IG PST ENG FOR CIV A/C	KG	21,771	705,873
8409100080	PARTS FOR SP-IG OR COMP-IG FOR USE IN A/C EX CIVIL	KG	557,293	8,044,868
8409914000	PARTS F SPARK IGN ENG F RD TR, BUS, AUTO OR TRUCKS	KG	2,658,889	19,418,531
8409916000	PARTS F SPARK IG ENG FOR MARINE PROPULSION	KG	48,390	265,940
8409918000	PARTS FOR SPARK-IG PISTON ENG, NESOI	KG	3,624,797	15,443,097
8409994000	PARTS F DIESEL ENG F ROAD TR, BUS, AUTO, TRUCK	KG	245,313	2,879,575
8409996000	PARTS FOR DIESEL ENGINES FOR MARINE PROPULSION	KG	17,578	111,749
8409998000	PARTS FOR DIESEL ENGINES, NESOI	KG	15,319,835	53,968,736
8410110000	HYDRAULIC TURBINES, WATER WHEELS, NOT OV 1,000 KW	NO	333	202,000
8410130000	HYDRAULIC TURBINES AND WATER WHEELS POWER>10,000KW	NO	112	19,730
8410900000	PARTS, INC REGULATORS, FOR HYDRAULIC TURB & WTR WH	X		4,040,832
8411114010	TURBOJET TBN FOR CIVIL AIRCRAFT, THRUST <= 25 KN	NO	1	72,500
8411118000	TURBOJET TURBINES, EXC A/C, THRUST NOT EXCE	NO	8	45,289
8411214010	TURBOPROPELLER A/C TBN, CIVIL, POWER NOT OV 1100KW	NO	2	85,800
8411218000	TURBOPROPELLER TURBINES, EXC A/C, PR NOT EXC 1100 KW	NO	1	35,400
8411814050	GAS TURBINE A/C TBN EXC CIVIL, 5000 KW AND UNDER	NO	2	14,989
8411828000	GAS TURBINE ENG, EXC A/C, NESOI, POWER EXCEED 5,000K	NO	12	24,889,199
8411914000	PARTS OF NONAIRCRAFT TURBOJETS AND TURBOPROPELLERS	X		114,338
8411917010	PARTS OF TURBOJET & TURBOPROPELLER A/C ENG, CIVIL	X		2,461,655
8411917050	PARTS OF TURBOJET & TURBOPROPELLR A/C ENG, EX CIVIL	X		953,476
8411994000	PARTS OF NONAIRCRAFT GAS TURBINES	X		18,579,164
8411997010	PARTS OF GAS TURBINE A/C ENGINES F CIVIL A/C	X		283,651
8411997050	PARTS OF GAS TURBINE A/C ENG, EXC CIVIL A/C	X		1,354,779
8412100090	REACTION ENGINES EXCEPT MISSILE AND ROCKET ENGINES	NO	17	44,037
8412210015	LINEAR ACTING HYDRAULIC MOTORS (CYLNDRS) T-R TYPE	NO	102	15,741
8412210030	LINEAR ACTING HYDRAULIC MOTORS (CYLNDRS) W-F TYPE	NO	1	2,688
8412210075	LINEAR ACTING HYDRAULIC MOTORS (CYLINDERS)	NO	2,654	392,904
8412298015	HYDRIC ENGINES, UNLIMITED ROTARY ACTING, GEAR TYPE	NO	3	4,332
8412298060	HYDRAULIC POWER ENGINES UNLMTD ROTARY ACTING NESOI	NO	4	23,290
8412298075	HYDRAULIC POWER ENGINES AND MOTORS, NESOI	NO	28	80,282
8412310040	LINEAR ACTING PNEUMATIC MOTORS (CYLINDERS)	NO	1	4,283
8412310080	LINEAR ACTING PNEUMATIC MOTORS (CYLINDERS)	NO	253	31,963
8412390080	PNEUMATIC POWER ENGINES AND MOTORS, NESOI	NO	73	8,583
8412809000	ENGINES AND MOTORS, NESOI	X		599,900
8412909005	PARTS OF LINEAR ACTING HYDRAULIC POWER ENG & MTR	X		15,391
8412909015	PRTS OF HYDRIC ENGS AND MTRS, EXCEPT LINR NESOI	X		13,474
8412909025	PARTS OF PNEUMATIC POWER LINEAR ACTING ENGS & MTRS	X		8,792
8412909035	PARTS OF PNEUMATIC ENGS AND MTRS, ECPT LINR ACTNG	X		55,498
8412909080	PARTS OF ENGINES AND MOTORS, NESOI	X		145,249
8413110000	PUMPS FOR DISPENSING FUEL OR LUBRICANTS, GARAGE USE	NO	23,989	5,617,248
8413190000	PUMPS FITTED WITH MEASURING DEVICE, NESOI	NO	12,605	1,993,531
8413200000	HAND PUMPS, EXC PUMPS FITTED WITH MEASURING DEVICES	NO	116	10,085
8413309000	FUEL, LUBRICAT OR COOLING MED PUMPS, EXC FUEL-INJECT	NO	2,288	879,431
8413400000	CONCRETE PUMPS	NO	104	866,496
8413500010	OIL WELL AND OIL FIELD PUMPS, RECIP POSITIVE DISPL	NO	8	28,703
8413500050	DIAPHRAGM PUMPS, RECIPROCAT POSITIVE DISPLACEMENT	NO	130	115,421
8413500070	HYDRAULIC FLUID POWER PUMPS, RADIAL PISTON	NO	35	84,710
8413500080	HYDRAULIC FLUID POWER PUMPS, NESOI	NO	25	119,383
8413500090	RECIPROCATING POSITIVE DISPLACEMENT PUMPS, NESOI	NO	270	439,038
8413600020	HYDRAULIC FLUID POWER PUMPS, ROTARY POSITIVE, VANE	NO	182	18,402
8413600030	HYDRAULIC FLUID POWER PUMPS, ROTARY POSITIVE DISPL	NO	20	58,770
8413600040	HYDRAULIC FLUID POWER PUMPS, ROTARY POSITIVE DISPL	NO	152	178,392
8413600050	OIL WELL AND OIL FIELD PUMPS, ROTARY POSITIVE DISPL	NO	4,325	33,990,077
8413600090	ROTARY POSITIVE DISPLACEMENT PUMPS, NESOI	NO	83	370,737
8413702004	SUBMERSIBLE PUMPS, CENTRIFUGAL	NO	1,214	684,148
8413702005	CENT PMP LIQ, SING-STG, SING-SUC, CLOS-COUP, DIS5.08CM	NO	135	99,768
8413702015	CENT PMP LIQ, SING-STG, SING-SUC, CLOS-COUP, OV 5.08CM	NO	60	7,256
8413702022	CENT PMP LIQ, SING-STG, SING-SUC, CLOS-COUP, DIS7.6CM	NO	99	287,218
8413702025	CENT PMP LIQ, SING-STG, SING-SUC, CLOS-COUP, OV 7.6CM	NO	77	199,220
8413702030	CENTRIFUGAL PUMPS FOR LIQUIDS, SING-STAGE, DBL-SUC	NO	89	51,387
8413702040	CENT PUMPS FOR LIQUIDS MULTI-STAG, SING OR DOUB-SUC	NO	11	39,105
8413702090	CENTRIFUGAL PUMPS FOR LIQUIDS, NESOI	NO	225	478,983
8413810020	TURBINE PUMPS, NESOI	NO	329	107,221
8413810030	HOUSEHOLD WATER SYST, SELF-CONTAIN; WINDMILL PUMPS	NO	3,295	577,839
8413810040	PUMPS FOR LIQUIDS, NESOI	NO	6,520	1,503,404
8413820000	LIQUID ELEVATORS	NO	3,912	784,844
8413911000	PARTS OF FUEL-INJECTION PUMPS FOR COMP-IGNIT PUMPS	X		474,571
8413919010	PARTS, FUEL, LUBRIC OR COOL MED PUMPS, EXC FUEL-INJET	X		188,854

TABLE 1 - SHIPMENTS OF MERCHANDISE FROM THE UNITED STATES TO PUERTO RICO,
BY COMMODITY:FISCAL YEAR 1999

COMM-CODE	COMMODITY AND UNIT OF QUANTITY		QUANTITY	VALUE-\$
8413919050	PARTS OF HYDRAULIC FLUID POWER PUMPS	X		660,431
8413919520	PARTS, NESOI, OF PUMPS FOR LIQUIDS	X		2,813,854
8413920000	PARTS OF LIQUID ELEVATORS	X		79,073
8414100000	VACUUM PUMPS	NO	2,505	1,321,599
8414200000	HAND- OR FOOT-OPERATED AIR PUMPS	NO	878	125,651
8414304000	COMPRESSORS, REFRIG AND AIR-COND, NOT EXC 1/4 HP	NO	7,214	1,830,312
8414308010	COMPRESSORS, REFRIG & AIR COND, SCREW TYP,N/E 200H	NO	860	359,889
8414308020	COMPRESSORS, REFRIG & AIR COND,SCREW TYP,EXC 200HP	NO	81	26,759
8414308030	COMPRESSORS, REFRIG & AIR COND, FOR MOTOR VEHICLES	NO	2,784	689,190
8414308050	COMPRESSORS, REF & A/C,EXC AMMONIA,EXC 1/4N/EXC1HP	NO	2,452	263,150
8414308060	COMPRESSORS, REF & A/C,EXC AMMONIA,EXC 1 N/EXC 3HP	NO	16,857	2,151,210
8414308070	COMPRESSORS, REF & A/C,EXC AMMONIA,EXC 3 N/EXC10HP	NO	1,702	402,373
8414308080	COMPRESSORS, REF & A/C,EXC AMMONIA,EXCEEDING 10 HP	NO	6,744	4,533,624
8414308090	COMPRESSORS, REFRIGERATING & AIR-CONDITION, AMMONI	NO	119	63,533
8414400000	AIR COMPRESSORS MOUNT ON WHEEL CHASSIS FOR TOWING	NO	150	1,806,581
8414510010	FANS FOR PERMANENT INSTALLATION,ELEC MOTOR =< 125W	NO	16,034	1,236,301
8414510090	FANS, NOT PERM INST,SLF-CONT ELEC MTR N/E 125 W	NO	85,380	2,967,323
8414593000	TURBOCHARGES,FAN TYPE, FOR MOTOR VEHICLES	NO	431	178,851
8414596040	FANS AND BLOWERS FOR MOTOR VEHICLES, NESOI	NO	3,110	4,881,732
8414599090	FANS, NESOI	NO	34,092	2,235,877
8414600000	HOODS HAVING MAXIMUM HORIZON SIDE NOT EXC 120 CM	NO	2,470	239,736
8414800500	TURBO CHARGERS AND SUPERCHARGERS, COMPRESSOR TYPE	NO	12	41,895
8414801518	AIR COMPRESSR,RECIP,STATIONARY,NOT EXC 11.19KW	NO	170	219,994
8414801542	AIR COMPRES,RECIP,STATIONRY, EXC 11.19KW N/E74.6KW	NO	5	20,456
8414801567	AIR COMPRES,ROTRY,STATIONRY, EXC 11.19KW N/E74.6	NO	4	31,104
8414801575	AIR COMPRESSORS,ROTARY,STATIONARY,EXCEEDING 74.6K	NO	6	107,485
8414801580	AIR COMPRESSORS,STATIONRY, EXCEPT RECIP AND ROTARY	NO	28	95,548
8414801585	AIR COMPRESSORS, PORTABLE, UNDER .57 CM PER MIN.	NO	1	4,958
8414801590	AIR COMPRESSORS, PORTABLE,NESOI	NO	212	935,217
8414802015	COMPRESSORS, CENTRIFUGAL AND AXIAL	NO	9	23,454
8414802065	COMPRESSORS, NESOI, INC REC & ROT EXC186.5KW>746KW	NO	3	32,074
8414809000	AIR OR VACUUM PUMPS, NESOI	NO	9,282	592,990
8414901040	PTS OF FANS,INC BLOWERS (OF SUBHEADING 8414.51.00)	X		290,514
8414901080	PTS OF FANS(BLOWERS) & VENT OR RECYCL HOODS, NESOI	X		4,651,618
8414902010	PARTS OF REFRIG & AIR COND COMPRESSORS	X		1,060,798
8414902090	PARTS OF COMPRESSORS, NESOI	X		1,921,486
8414909000	PARTS OF AIR OR VACUUM PUMPS, NESOI	X		1,266,292
8415100040	AIR-CONDITIONERS,WIND/WALL,SELF-CONTAIN <2.93KW/HR	NO	30,399	11,235,517
8415100060	AIR-COND,WIND/WALL,SELF-CONTAIN,2.93KW/HR><4.98KW	NO	37,553	8,872,560
8415100080	AIR-COND,WIND/WALL,SELF-CONTAIN 4.98 KW/HR OR>	NO	13,978	4,646,091
8415200000	AUTOMOTIVE AIR CONDITIONERS	NO	34,355	489,229
8415810010	AIR-CND,INC REF & VAL FOR REV CL/HT,SLF-CNT=<17.58	NO	549	262,999
8415810020	AIR-CND,INC REF & VAL FOR REV CL/HT, SLF-CN >17.58	NO	3	51,000
8415810030	AIR-COND,INC REF & VAL FOR REV COOL/HEAT, EXC S-CO	NO	14,911	11,608,658
8415820005	AR-CND,SLF-CNTN,RMT COND,EXC YR-ROUND <17.58KW/HR	NO	1,136	681,865
8415820010	AR-CND,SLF-CNTN,RMT COND, EXC YR-ROUND >17.58KW/HR	NO	496	630,415
8415820015	AIR-CNDTNRS, YR-RND UNITS (HEAT/COOL) <17.58KW/HR	NO	1,612	1,149,585
8415820020	AIR-CNDTNRS, YR-RND UNITS (HEAT/COOL) >17.58KW/HR	NO	610	1,552,847
8415820030	ROOM FAN COIL UNITS FOR USE WITH WATER CHILLERS	NO	1,552	268,089
8415820035	CENTRL STATION AIR HANDLRS USED WITH WATER CHILLER	NO	1,053	6,118,935
8415820040	ROOM,CENTRL STAT A/C UNITS USED WITH WATER CHILLER	NO	18	30,400
8415820050	DEHUMIDIFIERS INCORPORATING A REFRIGERATING UNIT	NO	523	307,771
8415820070	AIR COND MACH INCORPORATING A REFRIG UNIT, NESOI	NO	7,396	1,501,761
8415830050	CONDENSING UNIT NOT EXC 17.58 KW/HR (60000 BTU/HR)	NO	3,770	1,687,778
8415830060	CONDENSING UNIT EXCDING 17.58 KW/HR NO REFRG UNIT	NO	103	320,549
8415830070	HEAT EXCHANGERS, NOT INC A REFRIG UNIT, NESOI	NO	126	56,817
8415830090	AIR COND MACHS NOT INCORPORAT A REFRIG UNIT, NESOI	NO	2,797	426,904
8415908025	AIR CONDITIONING EVAPORATOR COILS	NO	1,863	547,696
8415909000	PARTS, NESOI, OF AIR CONDITIONING MACHINES	X		11,496,197
8416100000	FURNACE BURNERS FOR LIQUID FUEL	NO	4	53,850
8416200040	GAS FURNACE BURNERS	NO	46	292,068
8416200080	FURNACE BURNERS, INCLUD COMBINATION BURNERS, NESOI	NO	756	556,444
8416300000	MECH STOKES,MECH GRATES, MECH ASH DISCHARGE&SIM AP	X		52,400
8416900000	PARTS OF FURNACE BURNERS	X		281,526
8417100000	FURV,OVEN,ROAST,MELT,TREAT,ORE,PYR,MLT,IND,LAB,N/E	NO	13	723,414
8417200000	BAKERY OVENS, INCLUD BISCUIT OVENS, INDUST,NONELEC	NO	230	169,143
8417800000	IND OR LAB FURNACES & OVENS, INC INCIN,N/ELE,NESOI	NO	65	1,227,234
8417900000	PARTS OF IND OR LAB FURN & OVEN,INCINERAT, NONELEC	X		344,342
8418100010	REFRIG-FREEZ COMB, SEP EXT DORS, COMP TYP,VOL<184L	NO	7,190	3,634,982
8418100020	REFRIG-FREEZ COMB,SEP EXT DRS,COMP,VOL184<268LITER	NO	81	25,318

TABLE 1 - SHIPMENTS OF MERCHANDISE FROM THE UNITED STATES TO PUERTO RICO,
BY COMMODITY:FISCAL YEAR 1999

COMM-CODE	COMMODITY AND UNIT OF QUANTITY		QUANTITY	VALUE-\$
8418100030	REFRIG-FREEZ COMB,SEP EXT DRS,COMP,VOL269<382LITER	NO	38	7,122
8418100040	REFRIG-FREEZ COMB,SEP EXT DRS, COMP,VOL382 LTS&>	NO	3,480	1,999,427
8418100080	REFRIG-FREEZ COMB, SEP EXT DOORS, EXC COMPRESS TYP	NO	4,196	1,135,527
8418210010	REFRIGERATORS, HOUSEHOLD, COMP TYP, VOL <184 LITER	NO	1,695	576,183
8418210030	REFRIG,HOUSEHOLD,COMP TYP,VOL 269 < 382 LITERS	NO	8,441	2,685,671
8418210090	REFRIG,HOUSEHOLD, COMP TYP, VOL 382 LITERS & OVER	NO	50,704	15,321,760
8418290000	REFRIGERATORS, HOUSEHOLD TYPE, NESOI	NO	16,492	6,007,995
8418300000	FREEZERS, CHEST TYPE, CAPACITY NOT EXC 800 LITERS	NO	2,755	1,300,593
8418400000	FREEZERS,UPRIGHT,CAPACITY NOT EXCEED 900 LITERS	NO	2,176	797,967
8418500040	FREEZING DISPLAY COUNTERS, CABINETS, SHOWCASES	NO	5,875	2,579,231
8418500080	REFRIGERATING DISPLAY COUNTERS, CABINETS,SHOWCASES	NO	29,583	3,408,004
8418610040	FINNED COIL COMPRESSION TYPE HEAT EXCHANGERS	NO	813	5,257,349
8418610080	HEAT EXCHANGERS, COMPRESSION TYPE, NESOI	NO	4,187	195,025
8418690010	ICEMAKING MACH,SELF-CONT,CUBE,FLAKE,CAP N/EXC227KG	NO	190	374,234
8418690015	ICEMAKING MACHINES, NESOI	NO	925	638,190
8418690020	DRINKING WATER COOLERS, REFRIGERATED, SELF-CONTAIN	NO	12,122	950,594
8418690025	SODA FOUNTAIN,BEER DISPENSING EQUIP, REFRIGERATED	NO	308	385,136
8418690045	CENTRIFUGAL LIQUID CHILLING REFRIG UNITS,OPEN-TYPE	NO	22	9,309
8418690050	CENTRIFUGAL LIQUID CHILLING REFRIG UNITS, HERMETIC	NO	16	520,444
8418690060	RECIPROCATING LIQUID CHILLING REFRIGERATING UNITS	NO	371	2,134,467
8418690090	REFRIGERATING OR FREEZING EQUIP, HOUSEHOLD, NESOI	NO	4,275	720,024
8418690095	REFRIG OR FREEZING EQUIP, EXCEPT HOUSEHOLD, NESOI	NO	6,022	4,316,923
8418910000	FURNITURE DESIGNED TO RECREFRIG OR FREEZING EQUIP	X		265,596
8418990005	REFRIGERATION CONDENSING UNITS, NOT EXCEEDING 746W	NO	713	298,232
8418990010	REFRIG CONDENSING UNITS, EXC 746 W NOT EXC 2.2 KW	NO	151	80,750
8418990015	REFRIG CONDENSING UNITS, EXC 2.2 KW NOT EXC 7.5 KW	NO	25	23,754
8418990020	REFRIG CONDENSING UNITS, EXC 7.5 KW NOT EXC 22.3KW	NO	2	11,934
8418990050	PARTS OF REFRIG-FREEZ,SEP EXT DOOR & HOUSE REFRIG	X		5,398,940
8418990060	PARTS,REFRIG,FREEZERS & OTHER REFRIG ORFREEZ EQUIP	X		56,576,562
8419110000	INSTANTANEOUS GAS WATER HEATERS	NO	2,209	786,156
8419190040	SOLAR WATER HEATERS	NO	1,217	92,140
8419190080	INSTANTANEOUS OR STORAGE WATER HEATERS,NESOI,NELEC	NO	394	113,432
8419200000	MEDICAL, SURGICAL OR LABORATORY STERILIZERS	NO	338	763,702
8419310000	DRYERS FOR AGRICULTURAL PRODUCTS	NO	10	74,000
8419390040	DRYERS FOR FOOD AND BEVERAGES	NO	20	46,677
8419390080	DRYERS, TREATMENT OF MATERIALS, TEMP CHANGE, NESOI	NO	111	2,774,257
8419400040	DISTILLING OR RECTIFYING PLANT FOR FOOD & BEVERAGE	NO	696	106,657
8419400080	DIST OR RECTIF PLANT,TREAT MAT, TEMP CHANGE, NESOI	NO	11	486,038
8419500000	HEAT EXCHANGE UNITS, INDUSTRIAL TYPE	NO	481	4,385,091
8419600000	MACHINERY FOR LIQUEFYING AIR OR OTHER GASES	NO	75	390,471
8419811000	MICROWAVE OVENS FOR COOK OR HEAT FOOD, INDUSTRIAL	NO	4,865	658,238
8419815000	COOKING STOVES,RANGES & OVENS,EXC MICROWAVE,INDUST	NO	21,654	929,238
8419819040	IND MAC,EQUI,REST OR HOTEL USE,FOR HOT DRINK, FOOD	NO	3,578	1,326,371
8419819080	IND MAC OR EQUIP FOR MAKE HOT DRINK,COOK,HEAT FOOD	NO	403	2,165,280
8419891000	IND MAC PLT,EQUIP,MAKE PULP,PAPER,PAPERBOARD,NESOI	NO	9	25,181
8419895020	IND MACH, PLANT OR EQUIP DES FOR COOL FOOD,BEVERAG	NO	1,049	815,528
8419895040	IND MACH, PLANT EQUIP DESIGN FOR COOLING, NESOI	NO	739	2,968,557
8419895060	IND MAC,PLANT,EQUIP,TREAT FOOD,BEV,TEMP CHG,NESOI	NO	1,568	579,761
8419895070	IND MAC,PLANT, EQUIP,TREAT RUB, PLAST,TEMP CHG,NES	NO	90	119,977
8419895075	IND MAC,PLANT,EQUIP,TREAT OF MATERL,TEMP CHG,NESOI	NO	326	884,518
8419902000	PARTS OF MACH & PLANT FOR MAKING PULP,PAPER,PAPBRD	X		531,190
8419909020	PARTS OF EQUIP FOR RESTAURANTS,ETC, TEMP CHANGE	X		192,415
8419909040	PARTS OF MEDICAL, SURGICAL OR LABORATORY STERILIZE	X		589,232
8419909500	PARTS F MCH OR EQUIP F TREAT MTL BY TEMP CHG,NESOI	X		3,438,573
8420101000	TEXTILE CALENDERING OR ROLLING MACHINES	NO	3	97,500
8420109040	CALENDER OR OTHER ROLLING MACH FOR RUBBER,PLASTICS	NO	16	142,763
8420109060	CALENDERING OR OTHER ROLLING MACHINES,EXC MTLs,GLS	NO	34	684,877
8420910000	CYLINDERS F ROLLING MACH, EXC F METALS OR GLASS	NO	106	523,480
8420990000	PARTS,NESOI,F ROLLING MACH, EXC F METALS OR GLASS	X		254,240
8421110000	CREAM SEPARATORS	NO	11	14,387
8421120000	CLOTHES-DRYERS, CENTRIFUGAL	NO	138	219,474
8421190000	CENTRIFUGES, NESOI	NO	426	3,619,542
8421210000	WATER FILTERING OR PURIFYING MACHINERY & APPARATUS	NO	23,152	9,495,948
8421220000	BEVERAGE FILTERING OR PURIFYING MACH & APPARATUS	NO	24	89,596
8421230000	OIL OR FUEL FILTERS FOR INTERNAL COMBUSTION ENGINE	X		2,683,445
8421290005	REFRIGERANT RECOVERY AND RECYCLING UNITS	NO	2	8,688
8421290015	OIL-SEPARATION EQUIPMENT	NO	2,850	84,070
8421290040	HYDRAULIC FLUID POWER FILTERS, >=1000 KPA	NO	533	60,948
8421290065	OTHER FILTERING,PURIFYING EQUIP. FOR LIQUIDS NESOI	NO	83,707	2,240,533
8421310000	INTAKE AIR FILTERS FOR INTERNAL COMBUSTION ENGINES	X		955,660

TABLE 1 - SHIPMENTS OF MERCHANDISE FROM THE UNITED STATES TO PUERTO RICO,
BY COMMODITY:FISCAL YEAR 1999

COMM-CODE	COMMODITY AND UNIT OF QUANTITY		QUANTITY	VALUE-\$
8421394000	CATALYTIC CONVERTERS	NO	3,023	401,122
8421398005	DUST CLCT./AIR PRFCTN EQUIP., NESOI, FOR 8456T08465	X		458,158
8421398015	DUST COLLECT. AND AIR PURIFICATION EQUIPMENT NESOI	X		1,569,314
8421398020	ELECTROSTATIC PRECIPITATORS, IND GAS CLEAN EQUIP	NO	3	4,000
8421398030	INDUSTRIAL GAS CLEANING EQUIPMENT, NESOI	NO	10	79,659
8421398040	GAS SEPARATION EQUIPMENT	NO	13	899,745
8421398060	PNEUMATIC FLUID POWER FILTERS RATED >= 550 KPA	NO	3,579	80,110
8421398080	FILTERING OR PURIFYING MACH & APPARATUS, GAS, NESOI	X		1,345,944
8421910000	PARTS OF CENTRIFUGES, INCLUDING CENTRIFUGAL DRYERS	X		198,839
8421990040	PARTS OF FILTERING AND PURIFYING APPARATUS	X		1,838,142
8421990080	PARTS OF MACH & APPARAT, FILT, PURIFY, LIQ, GAS, NESOI	X		4,952,322
8422110000	DISHWASHING MACHINES, HOUSEHOLD TYPE	NO	1,201	348,964
8422190000	DISHWASHING MACHINES, EXCEPT HOUSEHOLD TYPE	NO	34	73,870
8422200000	MACH FOR CLEAN OR DRY BOTTLES OR OTHER CONTAINERS	NO	53	505,758
8422301000	CAN-SEALING MACHINES	NO	86	370,136
8422309010	MACHINES FOR AERATING BEVERAGES	NO	3	22,380
8422309020	CONTAINER LABELING MACHINES	NO	289	1,207,035
8422309030	VACUUM OR GAS PACKAGING MACHINES FOR FILLING	NO	3	13,018
8422309040	MACH FOR FILL, WHETHER OR NOT CAPABLE OF OTHER OPER	NO	226	1,047,869
8422309050	VAC OR GAS PAC, PERFORM ONLY LID, SEAL, CLOSE	NO	10	134,350
8422309060	MACH PERFORMING ONLY LID, SEAL, CLOSE, NESOI	NO	15	71,025
8422309070	MAC FR FIL, CLOSE, SEAL, LABEL, BOT, CAN OR CONTAIN	NO	15	353,735
8422309080	MACHINES FOR OPENING, FILLING AND CLOSING BAGS	NO	45	245,566
8422309090	MAC FR FIL, CLOSE, SEAL, CAP, LABEL, BOX, BAG OR CONTAIN	NO	272	7,711,482
8422400000	PACKING OR WRAPPING MACH, (INC HEAT-SHRINK), NESOI	NO	753	5,247,964
8422900540	PARTS OF HOUSEHOLD TYPE DISHWASHING MACHINES	X		191,975
8422900580	PARTS OF DISHWASHING MACHINES, NESOI	X		412,599
8422909500	PTS MCH CLN, DRY, BOT, FIL, CLSE, SEAL CONTAINER, NESOI	X		8,341,789
8423100010	DIGITAL ELECTRONIC TYPE PERSONAL WEIGHING MACHINES	NO	12,894	1,703,633
8423100050	PERSONAL WEIGHING MACHINES, INC BABY & HHOLD NESOI	NO	1,862	100,392
8423200000	SCALES FR CONTINUOUS WEIGHING OF GOODS ON CONVEYOR	NO	280	335,830
8423300000	CONST-WGHT SCALES & DISCHRGING PREDET WGHTS IN BAG	NO	21	300,338
8423810010	DIGITAL ELEC COUNT SCALES WEIGHT CAP NOT EXC 30 KG	NO	150	347,354
8423810020	DIGITAL ELEC RETAIL SCALES NON-COMP, WGHT N/EX30KG	NO	29	60,152
8423810030	DIGITAL ELEC RETAIL SCALES COMPUTING, WGHT N/EX30KG	NO	431	78,733
8423810040	DIGITAL ELEC SCALES, WGHT CAP NOT EXC 30 KG, NESOI	NO	68	79,643
8423810050	WEIGHING MACH, MAX WEIGHT NOT EXCEED 30 KG, NESOI	NO	1,800	1,322,777
8423820000	WEIGH MACH, NESOI, CAPACITY >30KG BUT <=5000 KG	NO	167	425,694
8423890000	WEIGHING MACHINERY, NESOI	NO	108	212,274
8423900040	DIGITAL WEIGHT INDICATORS	NO	1,327	221,099
8423900080	PARTS OF WEIGHING MACH EXC DIGITAL WEIGHT INDICAT	X		1,099,228
8424100000	FIRE EXTINGUISHERS, WHETHER OR NOT CHARGED	NO	31,703	735,857
8424200000	SPRAY GUNS AND SIMILAR APPLIANCES	X		291,349
8424301000	SAND BLASTING MACHINES	NO	627	1,310,735
8424309000	STEAM AND SIMILAR JET PROJECTING MACHINES, NESOI	X		228,580
8424811000	SPRAYERS (EXC SLF-CONTAIN CAP N/OV20LT), AGRI HORT	X		245,349
8424819010	SELF-PROPELLED, CENTER PIVOT, IRRIGATION EQUIPMENT	NO	4	52,696
8424819020	OTH IRRIGTON EQUIP FOR AGRCULTRL OR HORT, INCL LAT	NO	23,487	813,108
8424819040	SPRAYERS, SELF-CONTAINED CAPACITY < 20 LITERS	NO	124	6,688
8424819080	AGRICULTURAL OR HORTICULTURAL SPRAY APPL, NESOI	NO	108,362	13,971,596
8424893000	SPRAYING APPL. USED IN SEMICONDUCTOR MANUFACTURE	NO	10	65,052
8424897010	SPRINKLER SYSTEMS (FIRE EXTINGUISHING EQUIPMENT)	NO	92	90,658
8424897095	MECH APPLIANCE FOR PROJCT, DISP, SPRAY, LIQ, ETC, NESOI	NO	104,456	2,408,885
8424902000	PARTS OF SAND BLASTING MACHINES	X		133,316
8424909040	PARTS OF STEAM AND SIMILAR JET PROJECTING MACHINES	X		24,416
8424909500	PARTS, NESOI, OF MECH APPL F SPRAY, ETC, LIQ NESOI	X		449,467
8425110000	PULY TAC&HOS, EXC SKIP, HOST FR RAIS VEH, POW EL MT	NO	16	69,231
8425190000	PLY TAC&HOS, EXC SKIP, HOS FR RAIS VEH, N/POW EL MTR	NO	368	158,567
8425200000	PIT-HEAD WIND GEAR, WINCH SPEC DESIG FR UNDERGROUND	NO	10	6,728
8425310000	WINCHES AND CAPSTANS POWERED BY ELECTRIC MOTORS	NO	221	98,541
8425390000	WINCHES AND CAPSTANS NOT POWERED BY ELECTRIC MOTOR	NO	2	11,278
8425410000	BUILT-IN JACKING SYSTEMS OF A TYPE USED IN GARAGES	NO	35	12,546
8425420000	JACKS AND HOISTS, HYDRAULIC, EXC BLT-IN JACK SYSTEMS	NO	3,101	240,749
8425490000	JACKS, NESOI; HOISTS USED FOR RAISING VEHICLES	NO	28,205	469,580
8426110000	OVERHEAD TRAVELING CRANES ON FIXED SUPPORT	NO	35	564,000
8426120000	MOBILE LIFTING FRAMES ON TIRES & STRADDLE CARRIERS	NO	33	4,566,071
8426190000	OVHD TRV, TRNPT, GNT, BRDG, MOBL LFT FRM&TRD CAR, NESOI	NO	65	5,863,572
8426200000	TOWER CRANES	NO	37	980,327
8426300000	PORTAL OR PEDESTAL JIB CRANES	NO	63	585,000
8426410005	WORKS TRUCKS FITTED WITH A CRANE, SELF-PROPEL TIRE	NO	59	4,317,943

TABLE 1 - SHIPMENTS OF MERCHANDISE FROM THE UNITED STATES TO PUERTO RICO,
BY COMMODITY:FISCAL YEAR 1999

COMM-CODE	COMMODITY AND UNIT OF QUANTITY		QUANTITY	VALUE-\$
8426410010	CABLE OPERATED LIFT MACHINERY, SELF-PROPELLED, ON	NO	4	260,000
8426410090	LIFTING MACHINERY, SELF-PROPELLED, ON TIRES, NESOI	NO	11	1,843,238
8426910000	LIFTING MACHINERY DESIGNED FOR MOUNTING ON ROAD VE	NO	7	114,247
8426900000	LIFTING MACHINERY, NESOI	NO	136	1,019,877
8427104000	OPERATOR RIDING COUNTERBALANCED FORK-LIFT, ELCTR	NO	285	11,216,432
8427108010	OPERATOR RIDE SLF-PROPEL WKS TRKS PWR BY ELEC MTR	NO	113	871,730
8427108060	AUTOMATED GUIDED VEHICLES (AGV)'S	NO	6	102,633
8427108090	SELF-PROPEL WKS TRK TRUCK POWERED BY AN ELEC MOTO	NO	671	9,765,093
8427204000	SELF-PROPELLED FORKLIFTS, RIDING, COUNTERBALANCED	NO	421	4,408,708
8427208020	SELF-PROPELLED AERIAL WORK PLATFORMS	NO	159	3,104,607
8427208040	SELF-PROPELLED WORKS TRUCKS AND FORKLIFTS, NESOI	NO	301	6,157,936
8427900020	AERIAL WORK PLATFORM TRKS EXC SELF-PROPELLED TRKS	NO	3	228,715
8427900040	FORK-LIFT & OTHER WORKS TRUCKS W/LIFT,HANDL EQUIP	NO	308	4,495,962
8428100000	PASS OR FREIGHT ELEVATOR EXC CONT ACT; SKIP HOISTS	NO	814	2,001,946
8428200010	CONVEYORS, PNEUMATIC	NO	90	532,127
8428200050	ELEVATORS, PNEUMATIC	NO	38	517,079
8428330000	CONT-ACT ELEV & CONVEY,FR GOODS OR MATL,BELT TYPE	NO	681	4,112,789
8428390000	CONT-ACT ELEV & CONVEY,FR GOODS OR MATERLS, NESOI	NO	495	4,338,152
8428400000	ESCALATORS AND MOVING WALKWAYS	NO	24	1,472,328
8428500000	WAG PUSH,LOCO WAG TRAV,WAG TIP&RAIL WAG HNDL EQUIP	NO	4	166,500
8428600000	TELEFRS, CHAIR LFTS,SKI DRAGLIN; TRAC MECH F FUNCL	NO	44	163,346
8428900006	WOODLAND LOG HANDLING EQUIP,.(OTHER THAN SKIDDERS)	NO	2	7,600
8428900095	MACH FOR LIFTING,HANDLING,LOADING,UNLOADING,NESOI	NO	36	639,793
8428908006	WOODLAND LOG HANDLING EQUIP,.(OTHER THAN SKIDDERS)	NO	156	17,041
8428908010	INDUSTRIAL ROBOTS FOR LIFTING, HAND,LOAD OR UNLOAD	NO	9	79,020
8428908020	OIL & GAS FILD MACH FOR LIFT,HANDLE,LOAD OR UNLOAD	NO	2	13,190
8428908030	SIDEBOOMS & PIPEHANDLE F LFT,HANDLE,LOAD OR UNLOAD	NO	13	401,446
8428908095	MACH FOR LIFTING,HANDLING,LOADING,UNLOADING,NESOI	NO	96	2,614,564
8429110010	BULLDOZERS & ANGLEDZERS,SELF-PROPEL,TRACK LAY,NEW	NO	18	1,115,874
8429110090	BULLDOZERS & ANGLEDZERS,SELF-PROPEL,TRAK LAY,USED	NO	15	982,189
8429190010	BULLDOZERS AND ANGLEDZERS, SELF-PROPEL, NEW,NESOI	NO	11	261,954
8429190090	BULLDOZERS AND ANGLEDZERS,SELF-PROPEL,USED,NESOI	NO	44	2,290,085
8429200000	GRADERS AND LEVELERS, SELF-PROPELLED	NO	14	854,108
8429300060	SCRAPERS, SELF-PROPELLED, USED OR REBUILT	NO	11	561,128
8429400020	TAMPING MACHINES AND ROAD ROLLERS, VIBRATORY, NEW	NO	104	4,994,609
8429400040	TAMPING MACHINES AND ROAD ROLLERS, NEW, NESOI	NO	5	551,153
8429400060	TAMPING MACHINES AND ROAD ROLLERS, USED OR REBUILT	NO	2	50,000
8429511005	INTEGR TRATOR SHOVL LOAD,REAR ENG MT, 2WHEEL DR,NE	NO	11	418,226
8429511015	TRACT SHOVL LDR,REAR ENG MT,4WH DR,CAP UND1.5M3,NEW	NO	400	5,741,868
8429511025	SHOV LDR,REAR ENG MT,4WH DR,CAP1.5M3UNDER2.2M3,NEW	NO	19	1,068,765
8429511030	SHOV LDR,REAR ENG MT,4WH DR,CAP2.2M3UNDER2.9M3,NEW	NO	16	1,963,881
8429511035	SHOV LDR,REAR ENG MT,4WH DR,CAP2.9M3UNDER3.8M3,NEW	NO	4	605,003
8429511040	SHOV LDR,REAR ENG MT,4WH DR,CAP3.8M3UNDER5.2M3,NEW	NO	3	606,070
8429511050	SHOVL LDR, REAR ENG MT,4WH DR,CAP7.6M3UN11.4M3,NEW	NO	2	481,962
8429511055	SHOVL LDR, REAR ENG MT,4WH DR,CAP 11.4 M3 AND OVER	NO	2	240,000
8429511060	FRONT-END SHOVEL LOADERS, WHEEL TYPE, NEW, NESOI	NO	81	4,568,885
8429511065	FRONT-END SHOVEL LOADERS, WHEEL TYP, USED OR REBLT	NO	52	3,301,282
8429515060	FRONT-END SHOVEL LOADERS, USED OR REBUILT, NESOI	NO	61	3,374,492
8429521010	EXCAVATORS WITH 360 REVOL SUPSTR,CRAWL MT,HYD,NEW	NO	92	9,805,380
8429521030	EXCAVAT WITH 360 REVOL SUPSTR,HYD,EXC CRAWL MT,NEW	NO	12	1,094,279
8429521050	EXCAVATORS W/ 360 REVOL SUPERSTRUCTURE,USED,REBLT	NO	26	1,027,475
8429525010	MECH SHVL,EXCAVAT,SHVL LOAD,360 REVOL STUR,NEW	NO	15	1,665,819
8429525090	MECH SHVL,EXCAVAT,SHVL LOAD,360 REVOL STUR,USED	NO	30	1,335,083
8429591030	BACKHOES, NEW, EXC 360 REVOLVING SUPERSTRUCTURE	NO	640	22,725,308
8429591060	SHOVL,CLMSHL&DRAGLINE,NEW,EXC 360 REVOL SUPERSTRU	NO	1	19,000
8429591090	BACKHOES,SHOVELS,CLMSHL,USED,EXC 360 REVOL SUPSTR	NO	46	1,120,022
8429595020	LADDER TYPE DITCHERS AND TRENCHERS, NEW	NO	100	1,014,039
8429595040	DITCHERS AND TRENCHERS, EXCEPT LADDER TYPE, NEW	NO	150	1,173,172
8429595060	MECH SHVL,EXCAVAT,SHVL LOAD,EXC 360 REVOL STUR,NEW	NO	44	2,677,301
8429595080	MECH SHVL,EXCAVAT,SHV LOAD,EX360 REVOL STUR,USED	NO	60	3,377,536
8430100000	PILE-DRIVERS AND PILE-EXTRACTORS	NO	158	168,013
8430200090	SNOWPLOW	NO	35	163,718
8430310000	COAL OR ROCK CUTTERS & TUNNEL MACH, SELF-PROPELLED	NO	3	799,229
8430390000	COAL OR ROCK CUTTERS & TUNNEL MACH, NESOI	NO	6	833,338
8430410000	BORING OR SINKING MACHINERY, SELF-PROPELLED	NO	24	546,781
8430494000	OFFSHORE OIL AND NATURAL GAS DRILL & PROD PLATFORM	KG	125	6,982
8430498050	BORING OR SINKING MACHINERY, NESOI	NO	6	129,413
8430500000	MOVE,GRADE,LEVEL,SCRAP,EXCAVAT,SELF-PRPLD, NESOI	NO	57	848,953
8430610000	TAMPING OR COMPACTING MACHINERY,NOT SELF-PROPELLED	NO	151	293,056
8430690000	MOVE,GRADE,LEVEL,SCRAP,EXCAVAT,EXTRACT MACH, NESOI	NO	214	11,143,712

TABLE 1 - SHIPMENTS OF MERCHANDISE FROM THE UNITED STATES TO PUERTO RICO,
BY COMMODITY:FISCAL YEAR 1999

COMM-CODE	COMMODITY AND UNIT OF QUANTITY		QUANTITY	VALUE-\$
8431100010	PTS,PULY TKLE & HOISTS EXC SKIP OR FOR RAISING VEH	X		87,958
8431100090	PARTS OF WINCHES, CAPSTANS AND JACKS	X		7,314,749
8431200000	PTS OF FRK LFT TRKS & WORKS TRKS WITH LIFT OR HNDL	X		2,719,907
8431310020	PARTS OF SKIP HOISTS	X		8,207
8431310040	PARTS OF ESCALATORS	X		137,899
8431310060	PARTS OF ELEVATORS, EXC CONT ACTION,SK HOIST,ESCAL	X		477,128
8431390010	PARTS FOR ELEVATORS AND CONVEYORS OF HEADING 8428	X		1,343,748
8431390050	PARTS OF OIL AND GAS FIELD MACH OF HEADING 8428	X		168,493
8431390090	PTS OF LFT,HANDL,LOAD,UNLOAD MACH HEAD 8428 NESOI	X		868,946
8431398010	PARTS OF PNEUMATIC ELEVATORS AND CONVEYORS	X		1,300,015
8431398050	PARTS OF OIL AND GAS FIELD MACHINERY	X		378,749
8431398090	PTS OF LFT,HANDL,LOAD,UNLOAD MACH HEAD 8428 NESOI	X		374,349
8431410020	SHOVEL ATTACHMENTS	NO	1	17,350
8431410060	BUCKETS, SHOVELS, GRABS AND GRIPS, NESOI	NO	188	501,459
8431420000	BULLDOZER OR ANGLEDZER BLADES	NO	31	746,025
8431434000	PTS OF OFFSHORE DRILLING AND PRODUCTION PLATFORMS	X		53,583
8431438010	PTS OF OIL & GAS FIELD MACH,NESOI,OF SUBHD 8430.49	X		10,400,108
8431438090	PTS OF BORIN,SINKIN MAC OF SUBHEAD 8430.41,8430.49	X		493,318
8431491010	PTS OF OVHEAD TRAVL,TRANSP,T,GATRY,BRDGE,JIB CRANES	X		248,629
8431491060	PTS OF MOBIL LFT FRME,STRAD CARR & WRKS TRKS/CRANE	X		459,219
8431491090	PARTS OF MACHINERY OF HEADING 8426 NESOI	X		400,808
8431499005	BACKHOE ATTACHMENTS FOR MOUNTING ON MACHINERY	NO	85	500,458
8431499010	FRONT-END LOADER ATTACHMENTS FOR MOUNTING ON MACH	NO	4	39,000
8431499020	ATTACH FOR MOUNT ON MAC OF HEAD8426,8429,8430NESOI	NO	29	133,791
8431499027	PARTS OF COAL OR ROCK CUTTERS & TUNNELING MACH	X		121,457
8431499037	PARTS OF BACKHOES,SHOVELS,CLAMSHHELLS AND DRAGLINES	X		116,055
8431499045	SCRAPER BOWLS FOR SCRAPERS	NO	23	6,458
8431499057	PARTS, NESOI, OF MACHINERY OF HEADING 8428 OR 8430	X		1,180,224
8432100020	MOLDBOARD PLOWS EXCEPT LISTERS	NO	1	3,343
8432100040	DISC PLOWS	NO	1	9,000
8432100060	PLOWS, NESOI	X		3,578
8432290040	CULTIVATORS, TRACTOR DRAWN OR FOR TRACTOR MOUNTING	NO	1	35,250
8432290060	CULTIVATORS, WEEDERS AND HOES, NESOI	NO	6	4,098
8432290090	HARROWS AND SCARIFIERS, NESOI	NO	139	266,203
8432300010	PLANTERS AND TRANSPLANTERS	NO	31	201,579
8432300090	SEEDERS	NO	1	18,050
8432400000	MANURE SPREEDERS AND FERTILIZER DISTRIBUTORS	NO	6	13,063
8432800000	AGRI,HORT,FORSTY MACH FOR SOIL PREP OR CULTIVATE	NO	96	216,226
8432900030	PTS OF SEED,PLNT,TRNSPLNT,MANUR SPRED,FERTILIZ DIS	X		8,070
8432900060	PTS OF AG,HORT,FORTY MAC FR SOIL PREP OR CULTIVATE	X		477,434
8433110010	ELECTRIC LAWN MOWERS,INC BATTERY OPERATED	NO	137	38,987
8433110020	RIDING MOWERS, OTHER THAN ELECTRIC, UNDER 5.2 KW	NO	270	131,268
8433110040	RIDING MOWERS, OTHER THAN ELECTRIC,7.46KW AND OVER	NO	6	11,704
8433110050	MOWERS FOR LAWNS,PARKS,ETC.,EXC.RIDING,UNDER 3.7KW	NO	3,537	466,988
8433110060	MOWERS FOR LAWNS,PARKS,ETC.,EXC.RIDING OVER 3.7KW	NO	97	40,790
8433190020	MOWERS, GANG CUTTING UNITS	NO	4	23,686
8433190030	MOWERS, RIDING, FOR LAWNS, PARKS OR SPORTS GROUNDS	NO	18	20,724
8433190040	MOWERS,NON RID,GAS POWER,FOR LAWN,PARKS,SPORTS GRN	NO	142	35,653
8433190050	MOWERS FOR LAWN, PARKS OR SPORTS GROUNDS, NESOI	NO	410	77,539
8433200020	MOWERS, ROTARY CUTTER TYPE, TRACTOR DRAWN OR MOUNT	NO	1	5,145
8433200060	MOWERS, INC CUTTER BARS FOR TRACTOR MOUNTING,NESOI	NO	445	353,500
8433400000	STRAW OR FODDER BALERS, INCLUDING PICK-UP BALERS	NO	27	60,398
8433510010	COMBINE HARVESTER-THRESHERS, SELF-PROPELLED	NO	2	56,500
8433510090	COMBINE HARVESTER-THRESHERS, EXCEPT SELF-PROPELLED	NO	7	79,265
8433590090	HARVESTING MACHINERY OR THRESHING MACHINERY, NESOI	NO	11	413,935
8433600010	MACHINES FOR CLEANING, SORTING OR GRADING EGGS	NO	3	9,100
8433600090	MACH FOR CLEAN, SORT, GRADE, FRUIT OR AGRIL PRODUCE	NO	76	130,391
8433901000	PARTS OF MOWERS FOR LAWNS, PARKS OR SPORTS GROUNDS	X		334,933
8433905020	PARTS OF HAYING MACHINES AND BALERS	X		2,578
8433905040	PARTS OF MOWERS, HARVEST & THRESH MACH, NESOI	X		211,416
8433905060	PARTS OF MACHINES FOR CLEAN, SORT OR GRADE EGGS	X		13,561
8433905080	PARTS OF MACH FOR CLEAN, SORT, GRADE FRUIT AGR PROD	X		36,378
8434100000	MILKING MACHINES	NO	26	193,309
8434200000	DAIRY MACHINERY	NO	194	473,275
8434900000	PARTS OF MILKING MACHINES AND DAIRY MACHINERY	X		177,405
8435100000	PRESS, CRUSH & SIM MAC, USE IN MANUF OF FRUIT JUICES	NO	18	34,600
8435900000	PTS, PRES, CRUSH&SIM MAC, USE IN MFG OF FRUIT JUICES	X		27,912
8436100000	MACHINERY FOR PREPARING ANIMAL FEEDS	NO	56	179,956
8436210000	POULTRY INCUBATORS AND BROODERS	NO	516	225,509
8436290000	POULTRY-KEEPING MACHINERY	NO	609	496,714

TABLE 1 - SHIPMENTS OF MERCHANDISE FROM THE UNITED STATES TO PUERTO RICO,
BY COMMODITY:FISCAL YEAR 1999

COMM-CODE	COMMODITY AND UNIT OF QUANTITY		QUANTITY	VALUE-\$
8436800020	FORESTRY MACHINERY	NO	23	28,952
8436800040	BARN AND BARNYARD MACHINES	NO	23	20,865
8436800060	MACHINES FOR PREPARING CROPS FOR MARKET OR FOR USE	NO	160	794,562
8436800080	AG,HORT,BE-KEP MAC INC GERMINAT PLT,MECH THERM EQ	NO	55	398,050
8436910000	PARTS OF POULTRY-KEEP MAC OR POULTRY INCUB & BROOD	X		958,471
8436990040	PARTS OF BARN OR BARNYARD MACHINES	X		26,419
8436990060	PTS OF MAC FOR PREPARE CROPS FR MKT,USE,INC AMN FD	X		15,571
8436990080	PTS FR AG,HORT,BE-KEP MC INC GERM PLT MEC/THRM EQ	X		27,888
8437100000	MACH FOR CLEAN, SORT OR GRADE SEED, GRAIN, DR LEG VEG	NO	5	63,780
8437800000	MACH F MILLING OR WORKING CEREALS & VEG, EXC FARM	NO	49	414,319
8437900000	PARTS OF MACH F CLEAN, SORT, MILL GRAIN, VEG, EX FARM	X		262,061
8438100000	BAKERY MACH & MACH F MANUF MACARONI, SPAGHETTI, ETC	NO	1,124	1,320,015
8438200000	MACH FOR THE MANUF OF CONFECTIONERY, COCOA OR CHOC	NO	3	8,717
8438300000	MACHINERY FOR SUGAR MANUFACTURE	NO	1	4,935
8438500010	MEAT-AND POULTRY-PACKING PLANT MACHINERY	NO	877	345,559
8438500090	MACH FOR THE PREPARATION OF MEAT OR POULTRY, NESOI	NO	105	875,072
8438600000	MACH FOR PREPARATION OF FRUITS, NUTS OR VEGETABLES	NO	1	11,550
8438800000	IND PREP, MANUF FOOD, DRINK EXC EXT, PREP ANIM, VEG OL	NO	1,003	3,699,743
8438900000	PARTS OF MACH OF CH 84, NESOI, IND PREP FOOD, DRINK	X		6,633,528
8439100010	MACH FOR MAKING PULP OF FIBR CELLULSIC MATERL NEW	NO	9	25,926
8439200090	MACH FOR MAKING PAPER OR PAPERBOARD, USED OR REBLT	NO	1	19,385
8439300000	MACHINERY FOR FINISHING PAPER OR PAPERBOARD	NO	15	74,241
8439910000	PARTS OF MACH F MAKE PULP OF FIBR CELLULSIC MATL	X		26,275
8439991000	PARTS OF MACHINERY FOR MAKING PAPER OR PAPERBOARD	X		206,996
8439995000	PARTS OF MACH FOR FINISHING PAPER OR PAPERBOARD	X		229,408
8440100000	BOOKBINDING MACH, INCLUDING BOOK-SEWING MACHINES	NO	157	984,147
8440900000	PARTS FOR BOOKBIND MACH, INC BOOK-SEW MACHINES	X		453,862
8441100000	CUTTING MACHINES	NO	26	291,326
8441200000	MACHINES FOR MAKING BAGS, SACKS OR ENVELOPES	NO	3	38,869
8441300000	MAC FR MAK CART, BOX, CASE, TUBE, DRUM OR CONT EX MOLD	NO	162,473	2,135,532
8441400000	MACH FOR MOLD ART IN PAPER PULP, PAPER OR PAPERBOAR	NO	1	166,779
8441800000	MACH FR MAKE UP PAPER PULP, PAPER, PAPERBRD	NO	3	9,527
8441900000	PTS OF MAC FR MAKE UP PAPER PULP, PAPER/PAPBRD, CUT	X		512,752
8442100000	PHOTOTYPESETTING AND COMPOSING MACHINES	NO	33	547,107
8442200000	MAC, APP, EQUIP FR TYPSET OR COMP, PROC W/OUT FUN DEV	NO	42	356,416
8442300000	MACH & EQUIP, NESOI, F MAKING PRINT BLOCKS, PLATES	NO	6,897	2,612,451
8442400000	PARTS OF MACH & EQUIP F MAKE PRINT BLOCKS, ETC	X		1,252,868
8442505000	PRINTING TYPE, PLATES ETC, PREPARED F ENGRVNG & IMPR	X		55,781
8442508000	PRINTING TYPE, PLATES, CYLINDERS, ETC, NESOI	X		7,468,663
8443110000	REEL-FED OFFSET PRINTING MACHINERY	NO	47	3,354,311
8443120000	SHEET-FED, OFFICE TYPE, OFFSET PRINTING MACHINERY	NO	2	252,700
8443190000	OFFSET PRINTING MACHINERY, NESOI	NO	35	892,612
8443210000	REEL-FED LETTERPRESS PRINTING MACHINERY	NO	1	20,000
8443290000	LETTERPRESS PRINTING MACHINERY, EXCEPT REEL-FED	NO	112	387,079
8443300000	FLEXOGRAPHIC PRINTING MACHINERY	NO	15	147,843
8443400000	GRAVURE PRINTING MACHINERY	NO	1	3,191
8443511000	INK- JET TEXTILE PRINTING MACHINERY	X		50,970
8443515000	INK-JET PRINTING MACH, EXC TELTILE PRINTING, NESOI	X		759,352
8443591000	TEXTILE PRINTING MACH OTHER THAN INK-JET PRINTING	X		23,274
8443595000	PRINTING MACHINERY, NESOI	X		4,060,853
8443600000	MACHINES FOR USES ANCILLARY TO PRINTING	X		95,893
8443901000	PARTS OF TEXTILE PRINTING MACHINERY	X		394,521
8443905000	PARTS OF PRINTING MACH AND MACH FOR ANCILLARY USE	X		7,559,100
8444000010	TEXTURING MACHINES	NO	3	8,129
8444000090	MACH FOR EXTRUD, DRAW OR CUT MAN-MADE TEXTIL MATRL	NO	230	171,260
8445190080	MACHINES FOR PREPARING TEXTILE FIBERS, NESOI	NO	58	3,961,397
8445200000	TEXTILE SPINNING MACHINES	NO	1	15,500
8445400000	TEXTILE WINDING (INC WEFT WIND) OR REELING MACHINE	NO	4	22,461
8445900000	MAC, PROD TEX YRN & PREP, USE ON MAC, HEAD 8446, 8447	NO	2	40,990
8446100010	POWER LOOMS FOR WEAVING FABRICS WIDTH NOT EXC 30CM	NO	4	17,160
8446100090	WEAVING MACH FR WEAV FAB, WIDTH NOT EXC 30CM, NESOI	NO	4	9,462
8446300000	WEAVING MACH F FABRICS OV 30 CM WIDE, SHUTTLELESS	NO	6	5,910
8447200000	FLAT KNITTING MACHINES; STITCH-BONDING MACHINES	NO	8	169,320
8447900000	KNIT MCH, NESOI, & TUFT MCH; MCH F MAKE LACE, NET, ETC	NO	127	1,169,732
8448190000	AUXILIARY MAC FOR MAC OF HEAD 8444, 8445, 8446, 8447	X		15,859
8448201000	PTS OF MACH FOR EXTRUD OR DRAW MAN-MADE TEXT FILMT	X		50,747
8448205090	PTS & ACCESS OF MACH OF HEAD 8444 OR THEIR AUX MAC	X		71,670
8448320010	PARTS OF COTTON GINS	X		148,873
8448320090	PTS OF MACH FOR PREPAR TEXTILE FIBRS, NESOI	X		23,719
8448330000	SPINDLES, SPIN FLYERS, SPIN RINGS & RING TRAVELLERS	X		25,658

TABLE 1 - SHIPMENTS OF MERCHANDISE FROM THE UNITED STATES TO PUERTO RICO,
BY COMMODITY:FISCAL YEAR 1999

COMM-CODE	COMMODITY AND UNIT OF QUANTITY	QUANTITY	VALUE-\$
8448391000	PARTS OF SPINNING, DOUBLING OR TWISTING MACHINES	X	8,174
8448399000	PTS & ACCES OF MACH OF HEAD 8445 OR THEIR AUX MAC	X	41,858
8448410000	SHUTTLES	X	382,975
8448490000	PARTS & ACCES OF WEAV MACH OR THEIR AUX MACH,NESOI	X	33,864
8448514000	NEEDLES FOR KNITTING MACHINES	THS 8,551	744,809
8448515000	SINKER,NEEDLE,&OTHER ART USED IN FORM STITCH,NESOI	X	243,967
8448591000	PARTS OF KNITTING MACHINES	X	74,297
8448595000	PTS & ACCES OF MACH OF HEAD 8447 OR THEIR AUX MACH	X	220,262
8449000000	MACH F MANUF OR FINISH NONWOVENS,HAT BLOCKS; PARTS	X	2,850
8450110010	WASHING MACH, COIN OPERATE, AUTO, CAP NOT EXC 10 K	NO 236	62,108
8450110090	WASH MACH,EXC COIN OPERATE, AUTO,CAP NOT EXC 10 KG	NO 27,380	6,989,139
8450120000	WASH MAC WITH BLT-IN CENT DRY,CAP NOT EXC 10 KG	NO 2,208	569,600
8450190000	WASH MACH, CAPACITY NOT EXC 10 KG, HOUSEHOLD,NESOI	NO 12,149	2,899,092
8450200080	WASH MACH,CAP EXC 10KG, HOUSEHOLD,LANDRY-TYP,NESOI	NO 14,085	3,432,876
8450900000	PTS OF HOUSEHOLD OR LNDRY-TYP WASH MAC INC WSH/DRY	X	382,803
8451100000	DRY-CLEANING MACHINES	NO 32	134,879
8451210010	DRYING MACH, COIN OPERATED, CAP NOT EXCEED 10 KG	NO 275	52,651
8451210090	DRYING MACH, EXC COIN OP, CAP NOT EXCEEDING 10 KG	NO 4,578	979,974
8451290010	DRYING MACH, FOR DRYING MADE UP ARTICLES, NESOI	NO 6	3,260
8451290090	DRYING MACHINES, NESOI	NO 15	21,758
8451300000	IRONING MACH AND PRESSES (INCLUD FUSING PRESSES)	NO 212	595,253
8451400000	WASHING, BLEACHING OR DYEING MACHINES	NO 23	45,886
8451500000	MACH FOR REEL,UNREEL,FOLDING,CUT OR PINK TEXT FAB	NO 7	16,920
8451800000	MACHINERY OF HEADING 8451, NESOI	NO 1,537	2,168,192
8451900010	PTS,MAC FOR WASH,DRY-CLEAN,IRON,PRESS,DRY TEXT ART	X	41,113
8451900090	PARTS OF MACHINERY OF HEADING 8451, NESOI	X	1,503,408
8452100000	SEWING MACHINES OF THE HOUSEHOLD TYPE	NO 2,392	477,480
8452210000	SEW MACH, EXC HOUSEHOLD TYPE, AUTOMATIC UNITS	NO 141	385,338
8452290000	SEWING MACH, EXCEPT HOUSEHOLD TYPE, NESOI	NO 517	851,401
8452300000	SEWING MACHINE NEEDLES	THS 469	31,902
8452400000	FURNITURE, BASES & COVERS FOR SEWING MACH & PARTS	X	214,011
8452900010	PARTS OF HOUSEHOLD SEWING MACHINES, NESOI	X	25,805
8452900090	PARTS OF SEWING MACHINES, NESOI	X	1,069,460
8453100000	MACH FOR PREPAR,TANN OR WORK HIDS,SKINS OR LEATHER	NO 5,647	905,935
8453200000	MACHINERY FOR MAKING OR REPAIRING FOOTWEAR	NO 104	480,742
8453800000	MACH FOR MAKE,REPAIR ART OF HIDE,SKIN,LEATHER,NESOI	NO 25	143,449
8453900000	PARTS OF MACH F PREP OR MAKE ART OF HIDES,LEATHER	X	1,012,463
8454200010	INGOT MOLDS FOR STEEL INGOTS	NO 155	153,436
8454200090	LADLES USED IN METALLURGY OR FOUNDRIES; INGOT MOLD	KG 2,580	92,374
8454300010	DIE CASTING MACHINES	NO 77	80,891
8454300090	CASTING MACHINES EXCEPT DIE CASTING	NO 6	41,451
8454900030	PARTS OF DIE CASTING MACHINES	X	74,987
8454900060	PARTS OF CASTING MACHINES EXCEPT DIE CASTING	X	77,847
8454900090	PTS OF CONVERT,LADLE,INGOT MOLDS,USED IN METLLURGY	X	58,321
8455300080	ROLLS FOR ROLLING MILLS, NESOI	KG 128	7,357
8455900000	PARTS FOR METAL ROLLING MILLS EXC ROLLS FOR ROL MI	KG 38,826	132,100
8456200000	ULTRASONIC MACHINE TOOLS FOR REMOVING MATL	NO 2	81,899
8456910000	MACH TOOLS FR DRY ETCHING PATTERNS ON SEMICOND MAT	NO 2,834,915	126,572
8456991000	MACH TOOLS,MTL-WORK,ION BEAM MILL TO PROD/REP MASK	NO 1	25,000
8456993040	MACHINE TOOLS, METAL WKNG,N/C,NESOI,ELC-BM,PLS-ARC	NO 5	100,000
8456995000	MACHINE TOOLS, NESOI, O/T METAL, BEAM,ETC.,PROCESS	NO 2,541	416,854
8457100005	MAC CENTR, USED OR REBUILT	NO 7	116,793
8457100035	MACHING CENTERS, AUTO TOOL CHNG, EXCEPT VERTICAL	NO 3	458,895
8457100045	MACHING CENTERS, WITHOUT AUTOMATIC TOOL CHANGERS	NO 5	179,141
8457200090	UNIT CONSTRUCTION MACH (SINGLE STATION), EXC N/C	NO 2	10,000
8457300010	MULTISTATION TRANSFER MACHINES, N/C	NO 13	14,464
8458110005	HORIZONTAL LATHES, METAL REMOVING, N/C, USED/REBLT	NO 5	13,504
8458995060	LATHES FOR REMOVING METAL,EXC N/C,UNDER \$3025 ,NEW	NO 5	7,185
8459210040	DRILLING MACH, METAL, N/C, USED OR REBUILT	NO 2	29,428
8459210080	DRILLING MACH, METAL, N/C, NEW	NO 4	450,012
8459290010	DRILLING MACH, METAL, EXCEPT N/C, USED	NO 1	31,000
8459290050	DRILL MCH,METAL,RADIAL, EX N/C, \$3025 & OV, NEW	NO 1	4,748
8459290070	DRIL MC,UPRT,EX MULTI,MTL REMOV,EX N/C,OV\$3025,NEW	NO 2	6,619
8459290090	DRIL MC,MTL REMOV,EX MULTI SPIN,EX N/C,OV\$3025,NEW	NO 4	3,076
8459400020	BORING MACH, METAL REMOVING, UNDER \$3025 NEW	NO 1	2,976
8459400040	BORING MAC,VERT,MTL REMOV, N/C, OVER \$3025, NEW	NO 4	24,250
8459400080	BORING MACH,EX VERT,MTL REMOV,EXC N/C, OV \$3025 NE	NO 31	38,489
8459590020	MILLING MACH,KNEE TYP,MTL REMOV, EX N/C,UN\$3025,NE	NO 7	7,747
8459610080	MILLING MACH, EXC KNEE TYP, MTL REMOV, N/C, NEW	NO 8	93,725
8459690020	MILL MAC,EXC KNEE TYP,MTL REMOV,EX N/C,UN\$3025,NEW	NO 12	16,084

TABLE 1 - SHIPMENTS OF MERCHANDISE FROM THE UNITED STATES TO PUERTO RICO,
BY COMMODITY:FISCAL YEAR 1999

COMM-CODE	COMMODITY AND UNIT OF QUANTITY		QUANTITY	VALUE-\$
8459690050	MIL MC,MTL REMOV,EX N/C,PROFIL,DUP/DIE SNK,OV\$3025	NO	2	15,000
8459690080	MIL MAC,MTL REMOV,EXC N/C,OVER \$3025, NEW, NESOI	NO	1	9,000
8459700060	THREAD/TAPP MAC,MTL REMOV, EXC N/C,UNDER \$3025	NO	19	12,653
8459700080	THREAD/TAPP MAC,MTL REMOV,EX N/C,OV\$3025,NEW,NESOI	NO	15	64,357
8460110040	FLAT-SUR GRIND MAC,MTL REMOV,ACCUR 0.01MM,N/C,USED	NO	10	24,905
8460110080	FLAT-SUR GRIND MAC,MTL REMOV,ACCUR 0.01MM,N/C, NEW	NO	257	4,785
8460290005	GRIN MA EX FLT SUR,MTL REMOV,ACCUR 0.01MM,EX N/C,USED	NO	3	5,986
8460310040	SHARPENING MACH, METAL REMOVING, N/C, USED/REBUILT	NO	1	2,610
8460390020	SHARPENING MACH,MTL REMOV,EXC N/C,UNDER \$3025,NEW	NO	57	6,713
8460400080	HONING/LAPPING MACH,MTL REMOV,EX N/C, OV \$3025,NEW	NO	1	4,026
8460900010	MAC TOOLS FR FINISH MTL USING ABRASIVES,NESOI,USED	NO	56	22,883
8460900020	MAC TLS FR FINISH MTL USE ABRAS,NESOI,UN\$3025, NEW	NO	18	11,770
8460900060	MAC TOOLS USING ABRASIVES,NESOI,EX N/C,OV\$3025,NEW	NO	7	16,389
8461405040	GEAR GRIND OR FINISH MACH,MTL REMOV,UN \$3025, NEW	NO	3	3,308
8461500010	SAWING OR CUTTING-OFF MACH, MTL REMOV, USED/REBLT	NO	1	6,900
8461500020	SAW OR CUT-OFF MACH, MTL REMOV, UNDER \$3025, NEW	NO	1	2,940
8461500090	SAW OR CUT-OFF MAC,MTL REMOV,EXC N/C, \$3025 OV, NE	NO	5	59,302
8461900020	MAC TOOLS WRKNG BY REMOVING MTL,NESOI,UN\$3025,NEW	NO	2	5,425
8461900080	MAC TOOLS WRK BY REMOV MTL,NESOI,EX N/C,\$3025V NEW	NO	9	106,645
8462100010	FORGE OR DIE STAMP MAC (INC PRESS) AND HAMMER,USED	NO	14	24,624
8462100050	FORG/DIE STAMP MAC & HAMER,EX HEADER & UPSETER,NEW	NO	9	72,888
8462210040	BEND,FOLD,STRAIGHTEN,FLATTEN MAC,MTL FORM,N/C,USED	NO	4	10,066
8462210080	BEND,FOLD,STRAIGHTEN,FLATTEN MAC,MTL FORM,N/C,NEW	NO	3	18,617
8462290010	BEND,FOLD,STRAIGHT,FLAT MAC, MTL FORM,EXC N/C,USED	NO	4	13,113
8462290020	BEND,FOLD,STRAIGHT OR FLAT MAC,EX N/C,UN \$3025,NEW	NO	17	10,265
8462290030	PRESS BRAKES, MTL FORMING, EXC N/C, \$3,025 OV, NEW	NO	5	496,500
8462290050	BEND,FOLD,STRAIGHT OR FLAT MAC,EX N/C, \$3,025 OV,	NO	8	86,830
8462390010	SHEARING MACH, EXC COMB, MTL FORM, EXC N/C, USED	NO	1	13,500
8462390020	SHEARING MAC,EXC COMB,MTL REMOV,EX N/C,UN\$3025,NEW	NO	11	32,725
8462390050	SHEARING MAC,EXC COMB,MTL REMOV,EX N/C, \$3025 OV,	NO	1	206,110
8462410040	PUNCHING OR NOTCHING MAC, INC COMB, N/C, USED	NO	2	415,000
8462410080	PUNCHING OR NOTCHING MACH, INC COMB, N/C, NEW	NO	14	469,988
8462490050	PUNCH OR NOTCH MACH,INC COMB,EXC N/C, \$3025 OV, NE	NO	4	25,300
8462910030	HYDRAULIC PRESSES, METAL FORMING, USED OR REBUILT	NO	1	142,715
8462910080	HYDRAULIC PRESSES, METAL FORMING, N/C, NEW	NO	1	5,902
8462910090	HYDRAULIC PRESSES, METAL FORMING, EXCEPT N/C, NEW	NO	4	93,225
8462990010	MACH TOOLS, WORK BY FORMING MTL, NESOI, USED	NO	1	19,054
8462990020	MACHS, WRK BY FORM MTL, NESOI, \$3025, UN, NEW	NO	7	6,305
8462990030	MAC, WRK BY FORM MTL, NESOI, N/C, \$3025,UN, NEW	NO	2	67,300
8462990040	MACH TOOLS MECH,MTL FORM,EXC N/C, \$3025 OV, NEW	NO	2	18,641
8462990060	MACH TOOL WRK BY FORM MTL, EXC HYDRL PRESS, NESOI	NO	32	156,085
8463300040	MACHINES FOR WORKING WIRE, METAL FORMING, USED	NO	1	10,965
8463300060	MACH FOR WORKING WIRE,MTL FORMING, UN \$3025, NEW	NO	2	2,544
8463900040	MACH TOOLS FOR WRKNG MTL W/OUT REMOV,NESOI,USED	NO	7	14,413
8463900060	MACH FOR WRKNG MTL W/OUT REMOV,NESOI,UN\$3025,NEW	NO	466	51,282
8463900080	MACH F WORK MTL W/OUT REMOVE, NESOI,\$3025 & OV,NEW	NO	9	239,437
8464100040	SAWING MACH FOR WORKING STONE,CERAMICS,LIKE MATRLS	NO	2	3,220
8464100080	SAWING MACH FOR WORKING STONE,CERAMICS,LIKE MATRLS	NO	17	68,568
8464200010	GLASS-WORKING GRINDING OR POLISHING MACHINES	NO	4	87,000
8464200050	GRINDING OR POLISHING MACHINES FOR MINERAL MATL	NO	23	76,112
8464909010	GLASS-WORKING MACH, EXC GRINDING OR POLISHING	NO	82	115,419
8464909090	MACH TOOLS FOR WRKNG STONE OR LIKE MINRL MATRL,NES	NO	124	1,549,018
8465100015	WDWRKNG MAC,DFRNT OP,W/O TL CHNG,NO TEN,USED/REBLT	NO	1	117,500
8465100035	WDWRKNG TENONERS, (EXCPT NUMERICALLY CNTRLDD) NEW	NO	1	4,543
8465100045	WDWRKNG MAC,DFRNT OPER,NO TL CHNGE,EXCPT TEN,NEW	NO	7	173,609
8465100050	MAC WRK CORK,BONE,ETC,MACHIN OPERATION NO TOOL CHG	NO	1,980	3,543,359
8465910049	SCROLL SAWS,WOODWORKING, NEW	NO	1	7,495
8465910076	WOODWORKING SAWING MACHINES, NESOI, NEW	NO	2	15,950
8465910090	SAWING MACHINES, HARD MATL, EXCEPT WOOD, NESOI	NO	13	91,762
8465920061	SHAPERS AND PROFILERS, WOODWORKING, NEW	NO	1	41,452
8465920074	ROUTERS FOR WOODWORKING	NO	14	49,660
8465920078	OTHER,PLAN,MILL,MLDNG(CUT)MACH,WDWRKNG,NESOI,NEW	NO	4	239,667
8465920090	PLAN,MILL,MLDNG(BY CUT)MACH,HRD MTL,NOT WOOD,NESOI	NO	52	278,000
8465930012	GRIND, SAND OR POLISHING MACH,WDWRKNG,NESOI,U/R	NO	18	295,950
8465930090	GRND,SND OR PLSHG MACH, HRD MTL,(NOT WOOD), NESOI	NO	476	1,081,437
8465940015	DOWELING MACHINES, WOODWORKING, NEW	NO	23	58,339
8465940090	BNDING OR ASSMBLNG MACH, HRD MATL,(NOT WOOD),NESOI	NO	192	983,981
8465950090	DRLLING OR MITSNG MACH, HARD MATL,(NOT WOOD)NESOI	NO	353	197,790
8465960025	CHIPPERS, WOODWORKING MACHINERY	NO	6	387,170
8465960050	SPLITTING, SLICING OR PARING MACH, HARD MATL,NESOI	NO	1	7,565

TABLE 1 - SHIPMENTS OF MERCHANDISE FROM THE UNITED STATES TO PUERTO RICO,
BY COMMODITY:FISCAL YEAR 1999

COMM-CODE	COMMODITY AND UNIT OF QUANTITY		QUANTITY	VALUE-\$
8465998010	VENEER LATHES, WOODWORKING MACHINES	NO	1	8,801
8465998070	WOODWORKING MACHINE TOOLS, NESOI	NO	1	4,250
8465998090	MACH TLS FOR WKNG HRD MTRLS,(NOT WOOD),NESOI	NO	2	14,400
8466100010	TOOL HOLDERS FOR FORMING-TYPE OR CUTTING TYPE DIES	X		79,335
8466100030	HOLDERS FOR REPLACEABLE CUTTING OR DRILL INSERTS	X		86,574
8466100070	TOOL HOLDERS AND SELF-OPENING DIEHEADS, NESOI	X		198,617
8466201010	JIGS & FIXTURES, WORK HOLDERS, GEAR CUTTING USE	X		43,708
8466201090	WORK HOLDERS FOR CUTTING GEARS EXC JIGS & FIXTURES	X		234,574
8466208020	JIGS & FIXTURES, WORK HOLDERS FOR MTLWRKING MACHS	X		58,182
8466208030	WORK HOLDERS FOR MTLWRKING MACH, EXC JIGS/FIXTURES	X		507,091
8466208040	JIGS & FIXTURES, NESOI, FOR MACH TOOLS,	X		241,043
8466208060	WORK HOLDERS FOR MACHINE TOOLS, NESOI	X		1,226,424
8466301000	DIVIDING HEADS FOR MACHINE TOOLS	X		19,900
8466306040	SPECIAL ATTCHMNTS FOR WDWKING MACH TOOLS	X		83,940
8466308080	MCH,NOT WDWKNG,AS SPCL ATTCHMNTS FOR MCH TLS NESOI	X		3,645,698
8466308050	SPEC ATTACH, NESOI, FOR MACH TOOLS	X		831,596
8466910000	PARTS FOR MACHINES OF HEADING 8464	X		2,006,044
8466920020	PARTS FOR WOODWORKING MACHINES	X		86,008
8466920080	OTHER PARTS FOR MACHINES OF HEADING 8465	X		1,153,938
8466933050	PART/ACCES OF METLWKNG MACH TOOLS FOR CUTTING GEAR	KG	152,268	10,618,057
8466939000	PARTS F MACH OF HEADING 8456 TO 8461,EXC GEAR CUT	KG	121,936	3,660,449
8466940000	PARTS FOR MACHINES OF HEADING 8462 OR 8463	X		2,849,270
8467111040	GRINDERS, POLISHERS & SANDERS,MTL WRK,RTY,PNEU,HND	NO	337	80,690
8467111080	ROTARY TYP PNEU HND-DIR TLS FOR METALWORKING,NESOI	NO	7,119	96,995
8467115010	ROCK DRILLS, ROTARY TYP, PNEU HAND DIRECTED,NESOI	NO	365	280,831
8467115020	DRILLS,EX ROCK,SCREWDRIVERS,NUT RUNERS,RTY,PNEU,HD	NO	8	17,332
8467115040	WRENCHES, ROTARY, PNEU, HAND-DIR TOOLS, NESOI	NO	21	19,099
8467115090	ROTARY TYPE PNEUMATIC HAND-DIRECTED TOOLS, NESOI	NO	2,425	340,130
8467191000	PNEUMATIC HAND-DIR TOOLS, SUITABLE FR MTLWRK,NESOI	NO	61	18,234
8467195030	PNEUMATIC, HAND-HELD FORCE FEED LUBRICATING EQUIP	NO	15	101,946
8467195060	PNEUMATIC TOOLS FOR CONST OR MINING, HAND-DIRECTED	NO	3,727	579,516
8467195090	PNEUMATIC TOOLS, HAND-DIRECTED, NESOI	NO	1,765	477,324
8467810000	CHAIN SAWS	NO	225	54,060
8467891000	HAND TLS, SLF-CONTAIN NONELEC MTRS, MTLWRKIN,NESOI	NO	6,467	836,909
8467895030	GAS POWRED GRASS & WEED TRIM & BUSHCUT,HAND-DIRECT	NO	4,635	489,297
8467895060	HAND-DIR TOOLS FOR AGRICULT OR HORTICULT, NESOI	NO	2	3,280
8467895090	HAND-DIR OR CONTROL TLS, SLF CONTAIN,NONELEC,NESOI	NO	1,457	327,581
8467910000	PARTS OF CHAIN SAWS	X		15,313
8467920050	PARTS OF PNEU HAND-HELD FORCE FEED LUBRICAT EQUIP	X		30,215
8467920080	PARTS OF PNEUMATIC HAND-DIR OR CONTROL TOOLS,NESOI	X		174,706
8467990090	PARTS OF HAND-DIR OR CONTROL TOOLS, NONELEC, NESOI	X		342,078
8468100000	HAND-HELD BLOW TORCHES	NO	7	9,265
8468201000	GAS-OPERATE MCH F SOLDERG, BRAZNG,WELDG, HAND-DIR	NO	67	158,426
8468205000	GAS-OPER MCH F SOLDER, BRAZE, WELD, EX HAND DIRECT	NO	21	178,169
8468801000	MACH F SOLDER,ETC O/T GAS & HDG 8515, HAND-DIRECT	NO	106	80,500
8468805000	MACH F SOLDER,ETC O/T GAS & HDG 8515,NOT HAND-DIR	NO	484	102,952
8468901000	PARTS OF HAND-DIRECTED MCH F SOLDERING,WELDING ETC	X		966,813
8468905000	PARTS OF MCH F SOLDERING, WELDING, NESOI	X		1,967,718
8469110000	WORD PROCESSING MACHINES	NO	196	87,311
8469120000	AUTOMATIC TYPEWRITERS	NO	952	440,966
8469200020	ELEC TYPEWRITERS,NESOI, WEIGHING 12 KG OR LESS	NO	118	126,006
8469200040	ELECTRIC TYPEWRITERS, NESOI	NO	129	28,873
8469300020	NONELEC TYPEWRITERS, WEIGHING 12 KG OR LESS	NO	32	6,316
8469300040	NONELECTRIC TYPEWRITERS, NESOI	NO	278	39,036
8470100000	ELEC CALCULATORS,OPERATE W/O EXTERNAL POWER SOURCE	NO	11,063	1,198,399
8470210000	ELEC CALCULATING MCH,NESOI, WITH PRINTING DEVICE	NO	4,569	262,601
8470290000	ELECTRONIC CALCULATING MACHINES, NESOI	NO	745	91,714
8470300000	CALCULATING MACHINES EXCEPT ELECTRONIC	NO	366	143,213
8470400000	ACCOUNTING MACHINES	NO	65	67,588
8470500020	POINT-OF-SALE TERMINAL TYPE CASH REGISTERS	NO	1,794	1,610,294
8470500060	CASH REGISTERS,EXCEPT POINT-OF-SALE TERMINALS	NO	402	552,473
8470900010	POSTAGE-FRANKING MACHINES INCORP CALCULATE DEVICE	NO	1	3,988
8470900090	TICKET-ISSUING & SIMILAR MCH,NESOI,W CALCULATE DEV	NO	26	26,774
8471100000	ANALOG OR HYBRID ADP MACHINES	NO	4,162	8,180,013
8471300000	PORT DIGTL AUTOMATIC DATA PROCESS MACH NOT > 10 KG	NO	15,131	35,334,951
8471410035	DIGITAL ADP MCH W CPU & INPUT/OUTPUT UNT,COLOR CRT	NO	2,091	3,473,977
8471410065	DIGITAL ADP MCH W CPU & INPUT/OUTPUT,CRT EXC COLOR	NO	519	1,105,177
8471410095	DIGITAL ADP MCH W CPU & INPUT/OUTPUT UNT, W/O CRT	NO	1,073	2,155,387
8471491035	DGTL PROC UNT FRM OF SYST W/STOR,IN&OUTPUT COL CRT	NO	3,715	5,792,273
8471491065	DGTL PROC UNT FORM OF SYST W/STR,IN&OUTPUT CRT N/C	NO	184	309,087

TABLE 1 - SHIPMENTS OF MERCHANDISE FROM THE UNITED STATES TO PUERTO RICO,
BY COMMODITY:FISCAL YEAR 1999

COMM-CODE	COMMODITY AND UNIT OF QUANTITY		QUANTITY	VALUE-\$
8471491095	DGTL PROC UNIT W SYST STORG,INPUT,OUTPT UNIT,W/O CRT	NO	18,028	58,729,645
8471491500	COMB IN/OUTPUT UNIT,EXPORTED W/ REST OF ADP SYSTEM	NO	59	54,271
8471492100	KEYBOARD UNITS, ENTERED AS PART OF A SYSTEM	NO	728	232,572
8471492400	DISPLAY UNITS W/OUT CRT, DIAG N>30.5CM,PT OF SYSTM	NO	496	218,225
8471492600	DISP UNIT,W/CLR CRT,EXPORTED W/REST OF THE SYSTEM	NO	2,385	615,848
8471492900	DISP UNIT,NESOI,EXPORTED WITH REST OF ADP SYSTEM	NO	4,064	951,233
8471493100	LASER TYPE PRINT UNITS,PROD >20 PAGES, ENT WITH SYS	NO	206	297,053
8471493200	LASER TYPE PRINT UNITS,PROD <20 PAGES,ENT AS SYSTM	NO	1,623	3,429,958
8471493300	LIGHT BAR ELECTRONIC TYPE PRINTER UNITS,PT OF SYST	NO	3	7,555
8471493400	INK JET TYPE PRINTER UNITS, ENT WITH RST OF SYSTEM	NO	2,558	596,774
8471493500	THERMAL TRANSFER TYPE PRINTER UNITS, PT OF SYSTEM	NO	103	149,221
8471493600	IONOGRAPHIC TYPE PRINTER UNITS, ENT AS PT OF SYSTM	NO	2	2,799
8471493730	DAISY WHEEL TYPE PRINTER UNITS, ENT WITH RST OF SYS	NO	2	3,000
8471493760	DOT MATRIX TYPE PRINTER UNITS, ENT AS PT OF SYSTEM	NO	210	70,125
8471493790	OTHER PRINTER UNITS, ENTERED AS PART OF A SYSTEM	NO	783	578,517
8471494200	OPTICAL SCANNERS & MAGNETIC INK REC DEV,PT OF SYST	NO	251	440,571
8471494850	CARD KEY & MAGNETIC MEDIA ENTRY DEV, ENT W/SYSTEM	NO	99	345,463
8471494875	OUTPUT DEVICES,NESOI,EXPORTED WITH REST OF SYSTEM	NO	29	30,202
8471494895	INPUT OR INPUT/OUTPUT UNITS, NESOI,AS PT OF SYSTEM	NO	145	312,186
8471495010	MAGNETIC DSK DR UNT>21 CM(8.3 IN) DIAMETR, PT SYST	NO	425	768,715
8471495020	FLEXIBLE (FLOPPY) MAGNETIC DISK DR UNITS,PT OF SYST	NO	8	65,308
8471495040	HARD MAGNETIC DISK DRIVE UNITS, ENT AS PT OF SYSTM	NO	5,046	1,141,782
8471495080	MAGNETIC DISK DRIVE UNITS, NESOI, ENT AS PT OF SYS	NO	1,154	364,289
8471495080	STORAGE UNITS, EXCLUDING MAGNETIC DISK DRIVE UNITS	NO	1,535	1,484,568
8471496000	CONTROL OR ADAPTOR UNITS, ENTERED AS PT OF SYSTEM	NO	521	643,125
8471497000	POWER SUPPLIES, ENTERED AS PART OF A SYSTEM	NO	1,259	442,578
8471499000	AUTOMATIC DATA PROCESS UNITS,NESOI, AS PT OF SYSTM	NO	687	2,790,862
8471500035	DIGTL PROC UNIT WITH COLOR CATHODE RAY TUBE (CRT)	NO	463	704,246
8471500065	DIGTL PROC UNIT W STORGE,INPT/OTPT,CRT EX COL,NESOI	NO	120	131,422
8471500085	DIGITAL PROCESSING UNITS, NESOI	NO	24,710	47,480,666
8471601035	COMBINED INPUT/OUTPUT UNITS, W/COLOR CRT, NESOI	NO	2,128	753,159
8471601065	COMB INPUT/OUTPUT UNITS W/CRT EXCEPT COLOR, NESOI	NO	7	7,744
8471601095	COMB INPUT/OUTPUT UNITS W/OUT CATHODE RAY TB,NESOI	NO	672	1,205,517
8471602000	KEYBOARD UNITS, NESOI	NO	880	170,428
8471603000	DISPLAY UNITS W/OUT CAT RAY TUBE, /N>30.5CM, NESOI	NO	339	1,020,126
8471603500	DISPLAY UNITS W/COLOR CATHODE RAY TUBE, NESOI	NO	9,983	2,650,797
8471604540	DISPLAY UNITS W/COLOR CATHODE RAY TUBE,NESOI	NO	133	66,708
8471604580	DISPLAY UNITS W/CATHODE RAY TUBE EXC COLOR, NESDOI	NO	66	100,878
8471605100	LASER PRINTER UNITS,PROD >20 PGS,INC TRANS,CONT,PRT	NO	794	687,133
8471605200	LASER TYPE PRINTER UNITS, PROD < 20 PAGE,W/TRAN/PRT	NO	1,457	943,771
8471605300	LIGHT BAR ELECT PRINT UNITS,INCORP TRANSPRT,PRT MEC	NO	3	16,383
8471605400	INK JET TYPE PRINTER UNITS,INCORP TRANSPRT,MECHANIS	NO	2,696	578,043
8471605500	THERMAL TRANSFER TYPE PRINTER UNITS,W/TRANSPRT,P,ME	NO	158	218,235
8471605760	DOT MATRIX PRINTER UNITS, INC TRANSPORT & PRINT MEC	NO	99	453,914
8471605780	OTHER PRINTER UNITS, INCORP TRANSPRT,CONT,PRT MECH	NO	151	132,471
8471606100	LASER TYPE PRINTER UNITS,PRODUCING > 20 PAGES, MIN	NO	451	143,423
8471606200	LASER TYPE PRINTER UNITS, PRODUCING < 20 PAGES,MIN	NO	378	245,574
8471606300	LIGHT BAR ELECTRONIC TYPE PRINTER UNITS, NESOI	NO	8	20,059
8471606400	INK JET TYPE PRINTER UNITS, NESOI	NO	7,394	1,620,451
8471606500	THERMAL TRANSFER TYPE PRINTER UNITS, NESOI	NO	313	484,969
8471606760	DOT MATRIX TYPE PRINTER UNITS, NESOI	NO	167	35,975
8471606790	OTHER PRINTER UNITS, NESOI	NO	293	257,505
8471607040	OUTPUT DEVICES, FOR PHYSICAL INCORP IN ADP MACH OT	NO	2	9,203
8471607060	INPUT OR INPUT/OUTPUT UNITS, INC IN ADP MACH/OTHER	NO	359	122,108
8471608000	OPTICL SCANNERS & MAGNETIC INK RECONITON DEV,NESOI	NO	1,175	1,131,960
8471609030	CARD KEY AND MAGNETIC MEDIA ENTRY DEVICES, NESOI	NO	68	101,534
8471609070	OUTPUT DEVICES, NESOI	NO	27	41,650
8471609090	INPUT OR COMBINATION INPUT/OUTPUT UNITS, NESOI	NO	1,058	597,442
8471701000	MAGNETIC DISK DRIVE UNITS>21 CM(8.3 IN) IN DIAMETR	NO	130	85,558
8471702000	MAGNETIC DISK DRIVE UNITS>21 CM(8.3 IN) IN DIAMETR	NO	54	28,180
8471703000	MAGNETIC DISK DRIVE UNITS>21 CM(8.3 IN) IN DIAMETR	NO	14	61,640
8471704035	FLEX(FLOPPY)MAGNET DISK DRIVE UNT,NO CAB,POWER SUP	NO	639	165,457
8471704065	HARD MAGNETIC DISK DR UNT,NO CABNT/POWER SUP,NESOI	NO	10,971	5,474,897
8471704095	MAGNETIC DISK DRIVE UNT,NO CABINET/POWER SUP,NESOI	NO	206	139,434
8471705035	FLEXIBLE (FLOPPY) MAGNETIC DISK DRIVE UNITS,NESOI	NO	205	54,685
8471705065	HARD MAGNETIC DISK DRIVE UNITS, NESOI	NO	685	3,417,881
8471705095	MAGNETIC DISK DRIVE UNITS, NESOI	NO	883	301,076
8471706000	STORAGE UNT, EXC MAGNET DSK DR UNT,NO CABINET,NESOI	NO	9,668	20,849,256
8471709000	STORAGE UNT, EXCLUD MAGNETIC DISK DR UNITS, NESOI	NO	819	5,527,989
8471801000	CONTROL OR ADAPTOR UNITS OF ADP MACH, NESOI	NO	108,830	25,175,071

TABLE 1 - SHIPMENTS OF MERCHANDISE FROM THE UNITED STATES TO PUERTO RICO,
BY COMMODITY:FISCAL YEAR 1999

COMM-CODE	COMMODITY AND UNIT OF QUANTITY		QUANTITY	VALUE-\$
8471804000	UNTS FR PHYSICAL INC INTO DATA PROCESS UNITS,NESOI	NO	132	131,336
8471809000	AUTOMATIC DATA PROCESSING UNITS, NESOI	NO	513	786,796
8471900000	ADP MAC&UNTS THEREOF;MAG/OPT RDER,TRNSCRB,PROC DAT	NO	57,938	52,137,048
8472100000	DUPLICATING MACHINES	NO	1,833	823,215
8472200000	ADDRESSING MACH & ADDRESS PLATE EMBOSING MACH	NO	59	95,750
8472300000	MAIL SORTING, OPENING, POSTAGE AFFIXING,ETC, MACH	NO	604	1,062,340
8472901000	AUTOMATIC TELLER MACHINES	NO	57	958,218
8472909050	OFFICE MACHINES, NESOI	NO	24,430	3,289,164
8473100020	PARTS OF WORD PROCESSING MACHINES	X		117,549
8473100095	PARTS & ACCESSORIES OF TYPEWRITERS	X		235,794
8473210000	PARTS OF ELECTRONIC CALCULATING MACHINES	X		2,380,404
8473290000	PARTS FOR MACH,NESOI, INCORP CALCULATING DEVICE	X		2,802,202
8473300000	PARTS & ACCESSORIES FOR ADP MACHINES & UNITS	X		480,077,882
8473400000	PARTS AND ACCESSORIES OF OFFICE MACHINES, NESOI	X		5,991,855
8473500000	PTS SUITBLE FR USE W MAC OF 2/MORE HEAD 8469-8472	X		487,276
8474100010	SORT,SCREEN,SEPARATE OR WASH MACH FOR MINERL, PORT	NO	14	444,327
8474100090	SORT,SCREEN,SEPARATE OR WASH MACH F MINERL,STATNRY	NO	73	784,705
8474200010	CRUSHING OR GRINDING MACH FOR MINERALS, PORTABLE	NO	13	1,011,200
8474200050	CRUSHING MACHINES FOR MINERALS, STATIONARY	NO	22	984,934
8474200070	GRINDING MACHINES FOR MINERALS, STATIONARY	NO	35	2,062,580
8474310000	CONCRETE OR MORTAR MIXERS	NO	439	1,743,738
8474320000	MACH FOR MIXING MINERAL SUBSTANCES WITH BITUMEN	NO	4	170,000
8474390000	MIXING OR KNEADING MACH, NESOI, FOR MINERAL SUBSTN	NO	26	216,561
8474800010	MACH, NESOI, F CERAMIC PASTE, UNHARD CEMENTS, ETC	NO	48	445,188
8474900090	MACH, NESOI, F AGGLOMRNG,MOLDING,ETC MINERAL PROD	NO	221	464,040
8474900010	PARTS OF MCH F SORT, SCREEN, WASH, SEPARATE MINERA	X		813,347
8474900020	PARTS OF MACH FOR CRUSHING OR GRINDING MINERALS	X		1,729,011
8474900050	PARTS OF MACH FOR MIXING OR KNEADING MINERALS	X		142,648
8474900090	PARTS OF MCH,NESOI, F MINERAL PROD & FOUNDRY MOLDS	X		6,752,278
8475100000	MACH F ASSEM ELEC LAMPS, TUBES ETC IN GLASS ENVL	NO	1	7,346
8475210000	MACH FOR MAKING OPTICAL FIBERS & PREFORMS THEREOF	NO	172	148,423
8475290000	MACHINES FOR MANUF OR HOT WORKING GLASS, NESOI	NO	19	234,776
8475901000	PARTS OF MACH F ASSEM ELEC LAMPS, ETC IN GLASS ENV	X		1,920,295
8475909000	PARTS OF MACH FOR MANUFACTURE OR HOT WORKING GLASS	X		1,907,088
8476210000	AUTO BEVERAGE VENDING MACH INC HEAT OR REFRIG DEV	NO	867	1,438,795
8476290000	AUTO BEVERAGE VENDING MACH WITHOUT HEAT OR REFRIG	NO	1,175	966,157
8476810000	AUTO GOODS-VENDING MACH WITH HEAT OR REFRIG DEVICE	NO	195	258,219
8476890000	AUTO GOODS- VENDING MACH WITHOUT HEAT OR REFRIG	NO	1,016	962,825
8476900000	PARTS OF AUTOMATIC VENDING MACHINES	X		875,142
8477106010	INJECT-MOLDING MACH F PROC RUBBER OR THERMOSET MTL	NO	53	3,000,685
8477106070	INJECT-MOLDING MACH FOR PROCESSING THERMOPLASTICS	NO	18	3,651,111
8477200005	EXTRUDERS,SINGLE SCREW,RUBBER,THERMOSETTING MTRLS.	NO	1	220,000
8477200060	EXTRUDERS FOR PROCESSING THERMOPLASTICS, NESOI	NO	8	186,546
8477300000	BLOW-MOLDING MACHINES	NO	15	1,716,753
8477400000	VACUUM-MOLDING MACH AND OTH THERMOFORMING MACHINES	NO	85	91,235
8477510010	MACHINERY F MOLDING OR RETREADING PNEUMATIC TIRES	NO	1	162,091
8477510090	MACHINERY FOR MOLDING OR FORMING INNER TUBES	NO	9	164,489
8477590000	MACH, NESOI, F MOLDG OR FORMG RUBBER OR PLASTICS	NO	22	822,850
8477800000	MACH, NESOI, FOR WORKING RUBBER OR PLASTICS	NO	160	1,140,607
8477900010	PARTS OF INJECTION-MOLDING MACHINES	X		1,301,144
8477900020	PARTS OF EXTRUDERS FOR RUBBER OR PLASTICS	X		160,991
8477900030	PARTS OF BLOW-MOLDING MACHINES	X		241,368
8477900040	PARTS OF MACHINES FOR FORMING PNEUMATIC TIRES	X		6,406
8477900090	PARTS, NESOI, OF MACH F WORKING RUBBER OR PLASTICS	X		2,084,627
8478100010	INDUSTRIAL CIGARETTE-MAKING MACHINES	NO	32	141,425
8478900000	PARTS OF MACH,NESOI,FOR PREP OR MAKING UP TOBACCO	X		311,831
8479100040	PAVERS, FINISHERS & SPREADERS F CONCRETE, PUB WRKS	NO	66	928,594
8479100080	PAVER, FINISHER & SPREADER F BITUM MATL, PUB WRKS	NO	9	452,432
8479100080	MACHINERY, NESOI, FOR PUBLIC WRKS, BUILDING,ETC	NO	488	1,791,467
8479200000	MACH F EXTRACT OR PREP OF ANIMAL OR VEG FAT OR OIL	NO	14	56,131
8479300000	PRESSES F PARTICLE BD & OTH MCH F TREAT WOOD, CORK	NO	6	269,492
8479400000	ROPE OR CABLE-MAKING MACHINES	NO	18	69,600
8479500000	INDUSTRIAL ROBOTS FOR MULTIPLE USES	NO	10	88,435
8479600000	EVAPORATIVE AIR COOLERS	NO	186	191,567
8479810000	METAL TREATING MACH, INC ELECTRIC WIRE COIL-WINDER	NO	22	294,250
8479820040	MIXING, KNEADING OR STIRRING MACHINES, NESOI	NO	150	257,310
8479820080	CRUSH,GRIND,SCREEN,SIFT,EMULSFYG,ETC MACH,NESOI	NO	4,960	2,978,396
8479891000	AIR HUMIDIFIERS OR DEHUMIDIFIERS	NO	185	104,385
8479892000	FLOOR POLISHERS	NO	489	136,117
8479893040	INDUSTRIAL VACUUM CLEANERS	NO	1,665	818,751

TABLE 1 - SHIPMENTS OF MERCHANDISE FROM THE UNITED STATES TO PUERTO RICO,
BY COMMODITY:FISCAL YEAR 1999

COMM-CODE	COMMODITY AND UNIT OF QUANTITY		QUANTITY	VALUE-\$
8479893080	VACUUM CLEANERS OTHER THAN INDUSTRIAL	NO	2,958	353,587
8479895500	TRASH COMPACTORS	NO	9	61,147
8479896500	ELECTROMECH APPL W/SELF-CONTAINED ELEC.MTRS,NESOI	X		781,198
8479897000	CARPET SWEEPERS	NO	1	8,004
8479898590	MACH NESOI FOR PROD & ASSEMBLY OF SEMICONDUCTORS	NO	548	1,168,103
8479899750	OIL AND GAS FIELD WIRE LINE AND DOWNHOLE EQUIPMENT	NO	30	108,471
8479899760	AUTOMOTIVE MAINTENANCE MACHINES	NO	171	597,995
8479899765	HYDRAULIC ACCUMULATORS	NO	26	83,001
8479899785	ULTRASONIC CLEANING DEVICES	NO	17	132,299
8479899795	INDUSTRIAL VIBRATORS	NO	9	48,754
8479899798	MACHINES AND MECHANICAL APPLIANCES, NESOI	NO	4,926	18,414,727
8479909540	PARTS OF INDUSTRIAL ROBOTS, NESOI	X		161,785
8479909555	PTS OF MACH FOR PUBLIC WORKS, BUILDING, ETC, NESOI	X		391,208
8479909560	PTS OF PRESS & OTH MACH FOR TREAT WOOD/CORK, NESOI	X		200,857
8479909565	PARTS OF MACH/MECHANICAL APPL FOR TREAT MTL,NESOI	X		212,306
8479909580	OTHER PARTS OF MACH & MECHANICAL APPLIANCES	X		12,332,488
8479909740	PARTS OF INDUSTRIAL ROBOTS	X		305,339
8479909755	PARTS OF MACH FOR PUBLIC WORKS, BUILDING, ETC	X		559,096
8479909760	PARTS OF PRESSES & OTH MACH FOR TREAT WOOD OR CORK	X		10,475
8479909775	PARTS OF MACH/MECHN APPLIANCES FOR TREATING METAL	X		21,833
8479909780	PARTS OF MACH & MECHANICAL APPL, NESOI	X		11,939,887
8480100000	MOLDING BOXES FOR METAL FOUNDRY	NO	15	76,441
8480200000	MOLD BASES	NO	1,934	325,857
8480300000	MOLDING PATTERNS	NO	124	135,938
8480410000	MOLDS F METAL OR METAL CARBIDES,INJECT OR COMPRSSN	NO	200	1,684,194
8480490000	MOLDS, NESOI, FOR METAL OR METAL CARBIDES	NO	92	725,494
8480500000	MOLDS FOR GLASS	NO	210	74,474
8480600000	MOLDS FOR MINERAL MATERIALS	NO	1,047	2,368,757
8480711000	INJECT OR COMPRSSN MOLDS F RUB OR PLASTICS, SHOE	NO	100	55,000
8480714000	INJECT/COMPRES MOLD,RUBBER,MANUF SEMICONDUCT DEVICE	NO	2	37,638
8480718045	INJECTION TYPE MOLDS FOR RUBBER OR PLASTICS, NESOI	NO	100	1,119,028
8480718060	COMPRESSION TYPE MOLD FOR RUBBER/PLASTICS, NESOI	NO	18,829	518,018
8480790000	MOLDS F RUBBER OR PLASTICS EXC INJECT OR COMPRESSION	NO	76,273	7,680,390
8481100020	PRESSURE-REDUCING CONTROL VALVES, FLUID POWER TYPE	NO	594	242,216
8481100040	PRESSURE-REDUCING CONTROL VALVES, PNEU.FLUID POWER	NO	1,817	111,710
8481100060	PRESSURE-REDUCING VALVES, PNEUMATIC FLUID POWER	NO	167	228,002
8481100090	OTHER PRESSURE-REDUCING VALVES, NESOI	NO	3,062	761,840
8481200010	HYDRAULIC VALVES, MANUAL, DIRECTIONAL CONTROL	NO	299	69,838
8481200020	HYDRAULIC VALVES, SOLENOID, DIRECTIONAL CONTROL	NO	3	25,404
8481200030	HYDRAULIC VALVES, NESOI, DIRECTIONAL CONTROL	NO	971	110,403
8481200040	HYDRAULIC VALVES, FLOW CONTROL TYPE	NO	175	46,417
8481200050	HYDRAULIC VALVES, NESOI	NO	950	201,465
8481200060	PNEUMATIC VALVES, SOLENOID DIRECTIONAL CONTROL	NO	14	13,589
8481200070	PNEUMATIC VALVES, NESOI, DIRECTIONAL CONTROL	NO	476	35,082
8481200080	OTHER PNEUMATIC VALVES, NESOI	NO	4,480	328,205
8481301010	CHECK VALVES,COPPER, W PRESSURE RATING UN 850 KPA	NO	30,827	16,694
8481301090	CHECK VALVES,COPPER, W PRESSURE RATE 850 KPA OR OV	NO	314	2,525
8481302010	CHECK VALVES OF IRON	NO	4,392	168,802
8481302090	CHECK VALVES OF STEEL	NO	7,197	108,054
8481309000	CHECK VALVES EXCEPT COPPER, IRON OR STEEL	NO	68,338	786,555
8481400000	SAFETY OR RELIEF VALVES	NO	12,553	464,489
8481801010	TAPS,COCKS,VALVES, HD OP, COPPER, UN 850 KPA	NO	114,512	1,180,196
8481801060	GATE TYPE VALVES, ETC, COPPER,HD OP,850 KPA & OV	NO	1,632	13,129
8481801075	PLUG TYPE VALVES, ETC, COPPER, HD OP,850 KPA & OV	NO	8,069	102,163
8481801085	BALL TYPE VALVES, ETC, COPPER, HD OP,850 KPA & OV	NO	10,629	100,270
8481801090	BUTTERFLY TYPE VALVE,ETC, COPPER,HD OP,850KPA & OV	NO	1	2,538
8481801095	TAPS,COCKS,VALVES,NESOI, COPPER,HD OP,850 KPA & OV	NO	199,158	161,888
8481803010	GATE TYPE TAPS,COCKS AND VALVES OF IRON,HAND OP	NO	6,095	49,690
8481803015	GLOBE TYPE TAPS,COCKS AND VALVES, IRON, HD OP	NO	133	4,096
8481803020	PLUG TYPE TAPS, COCKS AND VALVES, IRON, HD OP	NO	530	10,454
8481803025	BALL TYPE TAPS, COCKS AND VALVES, IRON, HD OP	NO	7,005	93,950
8481803030	BUTTERFLY TYPE TAPS, COCKS AND VALVES, IRON, HD OP	NO	10,964	150,777
8481803040	TAPS,COCKS AND VALVES, NESOI, OF IRON, HD OP	NO	27,012	417,542
8481803055	GATE TYPE TAPS, COCKS AND VALVES, STEEL, HD OP	NO	297	11,560
8481803060	GLOBE TYPE TAPS, COCKS AND VALVES OF STEEL, HD OP	NO	504	3,882
8481803065	PLUG TYPE TAPS, COCKS AND VALVES OF STEEL, HD OP	NO	292	17,832
8481803070	BALL TYPE TAPS, COCKS AND VALVES OF STEEL, HD OP	NO	39	18,118
8481803075	BUTTERFLY TYPE TAPS, COCKS & VALVES OF STEEL,HD OP	NO	2,164	30,162
8481803090	TAPS,COCKS AND VALVES, NESOI, OF STEEL, HD OP	NO	11,658	288,304
8481805040	PRESSURE SPRAY CAN VALVES	NO	33,354	687,864

TABLE 1 - SHIPMENTS OF MERCHANDISE FROM THE UNITED STATES TO PUERTO RICO,
BY COMMODITY:FISCAL YEAR 1999

COMM-CODE	COMMODITY AND UNIT OF QUANTITY		QUANTITY	VALUE-\$
8481805060	BATH, SHOWER, SINK AND LAVATORY FAUCETS	NO	30,165	704,427
8481805090	TAPS, COCKS, VALVES ETC, NESOI, HD OP, EXC CP, IRN, STL	NO	24,972	870,944
8481809005	OTHER TAPS, COCKS, VALVES, ETC.	NO	88,852	399,172
8481809010	OTHER TAPS, COCKS, VALVES, ETC.	NO	72	2,636
8481809015	OTHER TAPS, COCKS, VALVES, ETC. FOR PIPES, TANKS,	NO	1,415	200,509
8481809020	VALVES, W/ELECTRICAL OR ELECTROHYDRAULIC ACTUATORS	NO	386	210,315
8481809025	OTHER VALVES, ELECTRICALLY ACTUATED, NESOI	NO	7,468	235,302
8481809030	VALVES WITH HYDRAULIC ACTUATORS	NO	16	36,458
8481809035	VALVES WITH PNEUMATIC ACTUATORS	NO	1,754	266,793
8481809040	OTHER VALVES, WITH PNEUMATIC ACTUATORS, NESOI	NO	2,893	96,686
8481809045	OTHER VALVES, NESOI, WITH THERMOSTATIC ACTUATORS	NO	1,823	61,713
8481809050	OTHER VALVES, NESOI	NO	32,537	1,089,549
8481907000	PARTS OF HAND OPERATED AND CHECK APPLIANCES	KG	48,164	610,899
8481909010	PARTS OF VALVES F OLEOHYDRIC OR PNEUMATIC TRANSMN	KG	537,732	1,952,699
8481909090	PARTS OF TAPS, COCKS, VALVES, ETC, NESOI	KG	561,464	2,247,294
8482101000	BALL BEARINGS WITH INTEGRAL SHAFTS	NO	7,007	943,886
8482105012	LINEAR BALL BEARINGS	NO	201	11,415
8482105024	ANGULAR CONTACT BALL BEARINGS; WHEEL HUBS EX FLANG	NO	23	7,247
8482105028	ANGULAR CONTACT BALL BEARINGS, NESOI	NO	11,256	201,847
8482105032	RADIAL BALL BEARINGS, MAX OR FULL CPCTY. SNGL ROW	NO	267	19,527
8482105036	RADIAL BALL BEARINGS DMTR. UNDER 9 MM SINGLE ROW	NO	480	49,971
8482105044	RADIAL BALL BEARINGS, >=9MM BUT <= 30 MM, SNGL ROW	NO	1,235	171,778
8482105048	RADIAL BALL BEARINGS >=30 MM BUT <=52 MM, SNGL ROW	NO	521	30,650
8482105052	RADIAL BALL BEARINGS >= 52 MM BUT <=100 MM SNGL ROW	NO	241	26,708
8482105056	RADIAL BALL BEARINGS >100 MM SNGL ROW EX FULL CAP	NO	253	20,892
8482105060	RADIAL BALL BEARINGS, DOUBLE ROW BEARINGS	NO	106	17,238
8482105064	RADIAL BALL BEARINGS, NESOI	NO	15,311	190,182
8482105068	BALL BEARINGS, NESOI	NO	17,018	240,947
8482200020	CUP AND CONE TAPERED ROLLER ASSEMBLIES; FLANGED HUB	NO	3,082	106,387
8482200030	CUP AND CONE TAPERED ROLLER ASSEMBLIES; EXC FLANGED	NO	1	3,385
8482200040	CUP AND CONE TPRD ROLLER ASSM <=102MM; EXC HUB UNITS	NO	18,780	68,252
8482200060	CUP AND CONE TAPERED ROLLER ASSEMBLIES, NESOI	NO	825	23,677
8482200070	TAPERED ROLLER ASSEMBLIES, WITH CUP O.D. <=102MM	NO	1,664	9,569
8482200080	CONE TAPERED ASSEMBLIES, NESOI	NO	5,085	113,308
8482300040	SPHERICAL ROLLER BEARINGS, SINGLE ROW	NO	81	10,527
8482300060	SPHERICAL ROLLER BEARINGS, NESOI	NO	794	6,706
8482400000	NEEDLE ROLLER BEARINGS	NO	1,548	14,993
8482500000	OTHER CYLINDRICAL ROLLER BEARINGS	NO	783	131,991
8482600060	COMBINED BALL AND CYLINDRICAL ROLLER BEARINGS	NO	2,223	33,350
8482800080	BALL OR ROLLER BEARINGS, NESOI	NO	1,609	32,958
8482910010	BALLS FOR BALL BEARINGS OF ALLOY STEEL	KG	4,447	504,723
8482910020	BALLS FOR BALL BEARINGS, EXCEPT OF ALLOY STEEL	KG	12,523	122,623
8482910080	CYLINDRICAL ROLLERS FOR ROLLER BEARINGS	KG	86	12,000
8482910090	ROLLERS, NESOI, FOR ROLLER BEARINGS	KG	34,685	562,018
8482991010	INNER AND OUTER RACES FOR BALL BEARINGS	NO	557	20,792
8482991050	PARTS, NESOI, FOR BALL BEARINGS	KG	2,480	172,500
8482993010	CUPS ENTERED SEPARATELY F TAPERED ROLLER BEARINGS	NO	4,319	73,257
8482993050	PARTS, NESOI, FOR TAPERED ROLLER BEARINGS	KG	110	11,303
8482995000	PARTS OF SPHERICAL ROLLER BEARINGS	KG	353	3,540
8482997030	PARTS, NESOI, FOR NEEDLE BEARINGS	KG	64	25,163
8482997060	PARTS, NESOI, FOR CYLINDRICAL ROLLER BEARINGS, NESOI	KG	110	20,305
8482997090	PARTS, NESOI, FOR ROLLER; COMB. BALL/ROLLER BEARINGS	KG	4,718	134,548
8483101020	CAM/CRANKSHAFT F SPARK IGN ENG F VEHICLES OF CH 87	KG	564	8,300
8483101050	CAMSHAFTS AND CRANKSHAFTS, F SPARK IGN ENG, NESOI	NO	1,298	6,483
8483103010	CAM/CRANKSHAFTS FOR VEHICLES OF CHAPT 87, NESOI	NO	60	220,800
8483103050	CAMSHAFTS AND CRANKSHAFTS, NESOI	NO	1,094	89,379
8483105000	TRANSMISSION SHAFTS AND CRANKS, NESOI	KG	85	16,006
8483200010	HOUSED BEARINGS INCORPORATING BALL BEARINGS	NO	512	45,111
8483200050	HOUSED BEARINGS INCORPORATING ROLLER BEARINGS	NO	136	9,786
8483305020	BEARING HOUSINGS, BALL OR ROLLER BEARING TYPE	KG	1,987	381,372
8483305040	BEARING HOUSINGS EXCPT BALL OR ROLLER BEARING TYPE	KG	1,544	42,960
8483308060	PLAIN SHAFT BEARINGS WITH HOUSING	NO	12,254	124,127
8483308070	PLAIN SHAFT BEARINGS WITHOUT HOUSING, SPHERICAL	NO	810	12,488
8483308090	PLAIN SHAFT BEARINGS WITHOUT HOUSING, NESOI	NO	9,598	184,478
8483401000	TORQUE CONVERTERS	NO	198	146,860
8483404010	FIXED RATIO SPEED CHANGERS, MANUAL	NO	1,099	233,401
8483404050	MULTIPLE & VARIABLE RATIO SPEED CHANGERS, MANUAL	NO	29	17,446
8483407000	SPEED CHANGERS, NESOI	NO	11	9,597
8483408000	BALL OR ROLLER SCREWS	X		23,915
8483409000	GEARS, EXC TRANSMISSION ELEMENTS, ENTERED SEPARATE	X		108,389

TABLE 1 - SHIPMENTS OF MERCHANDISE FROM THE UNITED STATES TO PUERTO RICO,
BY COMMODITY:FISCAL YEAR 1999

COMM-CODE	COMMODITY AND UNIT OF QUANTITY		QUANTITY	VALUE-\$
8483508030	GROOVED PULLEYS, NESOI	X		27,013
8483508080	FLYWHEELS, PULLEY BLOCKS AND PULLEYS, NESOI	X		116,303
8483604000	CLUTCHES AND UNIVERSAL JOINTS	X		26,165
8483608000	SHAFT COUPLINGS, EXCEPT UNIVERSAL JOINTS	X		103,865
8483901000	CHAIN SPROCKETS AND PARTS THEREOF	KG	10,141	35,142
8483905000	PARTS OF GEARING, GEAR BOXES AND OTH SPEED CHANGER	X		180,092
8483908010	PARTS OF SHAFT COUPLINGS, EXCEPT UNIVERSAL JOINTS	X		6,682
8483909500	PARTS OF BRG HOUSING, PLAIN BRG, CLUTCHES, FLYWHL, ETC	X		78,084
8484100000	GASKETS, METAL, 2 OR MORE LAYERS, OR WITH OTHER MATL	X		441,844
8484200000	MECHANICAL SEALS	NO	76,994	217,007
8484900000	SETS OR ASSORTMENTS OF GASKETS AND SIMILAR JOINTS	NO	45,314	321,230
8485100000	SHIPS' PROPELLERS AND BLADES THEREFOR	X		80,454
8485900040	OIL SEALS, OTHER THAN THOSE OF CHAPTER 40	NO	53,210	110,667
8485900080	MACH PARTS W/O ELEC FEATURE NOT SPECIFIED IN CH 84	X		3,455,446
ELECTRICAL MACHINERY AND EQUIPMENT AND PARTS THEREOF; SOUND RECORDERS AND REPRODUCERS, TELEVISION IMAGE AND SOUND RECORDERS AND REPRODUCERS, AND PARTS AND ACCESSORIES OF SUCH ARTICLES.....				TOTAL
				2,225,018,760
8501103000	ELECTRIC MOTORS, AC, < 18.65 W (1/40 HP) OUTPUT	NO	4,517	642,627
8501104040	ELECTRIC MOTORS < 18.65 W, DC, BRUSHLESS, NESOI	NO	425	31,283
8501104060	ELECTRIC MOTORS < 18.65 W, DC, O/T BSHLS, NESOI	NO	952	101,823
8501104080	ELECTRIC MOTORS UNDER 18.65 W, NESOI	NO	422,947	7,598,196
8501106080	ELEC MOTORS 18.65-37.5W, NESOI	NO	9,353	247,388
8501202000	UNIVERSAL AC/DC ELEC MOTORS > 37.5W BUT =< 74.6 W	NO	480	114,633
8501203000	ELECTRIC MOTORS, AC/DC UNIVERSAL, > 74.6 BUT < 746W	NO	7,878	397,297
8501206000	UNIVERSAL AC/DC ELEC MOTORS => 746W	NO	10	48,074
8501312000	DC MOTORS > 37.5W BUT =< 74.6 W	NO	2,272	187,227
8501313000	ELECTRIC MOTORS, DC > 74.6 W BUT < 746 W	NO	1,785	65,742
8501316000	DC MOTORS => 746 W BUT =< 750 W	NO	805	320,059
8501318000	DC GENERATORS, NOT EXCEEDING 750 W	NO	1,467	3,671,724
8501322000	DC MOTORS > 750 W BUT =< 14.92 KW	NO	401	114,285
8501324000	ELECTRIC MOTORS, DC > 14.92 BUT =< 75 KW	NO	30	200,744
8501326000	DC GENERATORS > 750 W BUT =< 75 KW	NO	5,268	1,841,688
8501332000	ELECTRIC MOTORS, DC > 75 KW BUT < 149.2 KW	NO	2	8,264
8501334040	DC MOTORS > 150 KW AND =< 373 KW	NO	34	165,154
8501336000	DC GENERATORS > 75W BUT =< 375 KW	NO	356	773,921
8501343000	DC MOTORS > 375 KW OUTPUT	NO	5	59,840
8501346000	DC GENERATORS > 375 KW OUTPUT	NO	78	3,299,347
8501402020	GEAR MOTOR, AC, SINGLE-PHASE > 37.5 W BUT =< 74.6 W	NO	1	7,812
8501402040	AC MOTOR, SINGLE-PHASE > 37.5 W BUT =< 74.6 W, NESOI	NO	180	16,840
8501403040	ELECTRIC MOTORS, AC > 74.6 W BUT < 746 W SGL-PHS	NO	409	17,399
8501406040	AC MOTOR, SINGLE-PHASE > 735 W NESOI	NO	66	70,461
8501512020	GEAR MOTOR, AC, MULTI-PHASE, > 37.5W BUT =< 74.6 W	NO	1	4,730
8501512040	AC MOTOR, MULTI-PHASE, > 37.5W BUT =< 74.6 W, NESOI	NO	3,962	127,181
8501513040	ELECTRIC MOTORS, AC > 74.6 W BUT < 746 W ML-PS	NO	4	3,388
8501516040	AC MOTOR, MULTI-PHASE, < 746W BUT =< 750 W NESOI	NO	510	256,555
8501524000	AC MOTORS MLT-PHS > 750W BUT =< 14.92 KW	NO	195	107,350
8501528000	ELECTRIC MOTORS, AC > 14.92 KW BUT =< 750KW ML-PS	NO	424	172,258
8501534000	AC MOTORS MLT-PHS > 75 KW BUT < 149.2 KW OUTPUT	NO	68	160,429
8501536000	AC MOTORS MULTI-PHASE, => 149.2 KW BUT =< 150 KW	NO	35	169,024
8501538040	AC MOTORS, MULTI-PHASE, > 150 KW BUT =< 373 KW	NO	1	60,000
8501538060	AC MOTORS, MULTI-PHASE, > 373 KW	NO	22	213,080
8501610000	AC GENERATORS (ALTERNATORS) <= 75 KVA OUTPUT	NO	817	1,852,894
8501620000	AC GENERATORS (ALTERNATOR) > 75 KVA BUT =< 375KVA	NO	6	80,884
8501630000	AC GENERATORS (ALTERNATOR) > 375 KVA BUT =< 750KVA	NO	295	1,173,829
8501640020	AC GENERATORS (ALTRS) > 750 KVA BUT =< 10000 KVA	NO	2,042	2,204,165
8501640030	AC GENERATORS (ALT) > 10000 KVA BUT =< 40000 KVA	NO	467	1,714,391
8501640050	AC GENERATORS (ALTERNATORS) > 40000 KVA	NO	143	4,641,949
8502110000	GENERATING SETS, ELC, DIESEL, =< 75KVA OUTPUT	NO	926	4,723,505
8502120000	GENERATING SETS, ELC, DIESEL, > 75KVA BUT =< 375KVA	NO	1,305	8,457,751
8502130020	GENERATING SETS, ELC, DIESEL, > 375KVA BUT =< 1000KVA	NO	381	1,331,036
8502130040	GENERATING SETS, ELC, DIESEL, > 1000 KVA	NO	213	7,981,681
8502200040	GENERATING SETS < 5 KVA, SPARK IGNITION IC ENGS	NO	1,959	999,519
8502200080	GENERATING SETS, ELC, GASOLINE, > 5 KW	NO	1,276	3,327,581
8502310000	GENERATING SETS, ELECTRIC, WIND-POWERED	NO	6	45,353
8502390000	GENERATING SETS, ELECTRIC, NESOI	NO	323	3,993,116

TABLE 1 - SHIPMENTS OF MERCHANDISE FROM THE UNITED STATES TO PUERTO RICO,
BY COMMODITY:FISCAL YEAR 1999

COMM-CODE	COMMODITY AND UNIT OF QUANTITY		QUANTITY	VALUE-\$
8502400000	ELECTRIC ROTARY CONVERTERS	NO	1,051	594,214
8503002000	COMMUTATORS FOR MACHINES IN HEADING 8501 OR 8502	NO	943	233,352
8503005000	PARTS OF MOTORS OTHER THAN COMMUTATORS	X		1,136,452
8503006040	PARTS OF GENERATORS O/T COMMUTATORS	X		8,348,330
8503006060	OTHER PARTS FOR MACHINES IN 8501 AND 8502	X		15,983,155
8504100000	BALLASTS FOR DISCHARGE LAMPS OR TUBES	NO	60,180	502,753
8504210020	LIQUID DIELECTRIC TRANSFORMER =< 50 KVA	NO	540	483,062
8504210040	LIQUID DIELECTRIC TRANSFORMER >50KVA BUT =<100KVA	NO	11	34,488
8504210080	LIQUID DIELECTRIC TRANSFORMER >100KVA BUT =<500KVA	NO	537	595,348
8504210080	LIQUID DIELECTRIC TRANSFORMER >500KVA BUT =<650KVA	NO	198	381,285
8504220040	LIQUID DLCTC TRANSFORMERS >650KVA BUT =<2500 KVA	NO	44	538,703
8504220080	LIQUID DLCTC TRANSFORMER >2500KVA BUT =<10000 KVA	NO	44	2,118,841
8504230040	LIQUID DLCTC TRANSFORMER >10000 BUT =<100000 KVA	NO	7	2,000,530
8504312000	TRANSFORMERS, NESOI, UNRATED	NO	2,942,018	12,846,821
8504314035	TRANSFORMERS, NESOI, LESS THAN 40 VA	NO	116,518	2,216,243
8504314065	TRANSFORMERS, NESOI, >= 40 VA BUT < 1 KVA	NO	7,419	304,543
8504318000	TRANSFORMERS, NESOI, RATED AT 1 KVA	NO	1,619	190,598
8504320000	TRANSFORMERS, NESOI, > 1 KVA BUT =< 16 KVA	NO	4,377	1,634,730
8504330020	TRANSFORMERS, NESOI, > 16 KVA BUT =< 50 KVA	NO	1,185	1,023,894
8504330040	TRANSFORMERS, NESOI, > 50 KVA BUT =< 500 KVA	NO	4,763	5,271,725
8504340000	TRANSFORMERS, NESOI, > 500 KVA	NO	802	818,915
8504406001	POWER SUPPLIES FOR PHYS INCORP INTO ADP, <= 50W	NO	15,349	683,292
8504406007	POWER SUPPLIES FOR PHYS INCORP INTO ADP, 50W - 150W	NO	15,420	1,645,495
8504406012	POWER SUPPLIES FR PHYS INCORP INTO ADP, 150W - 500W	NO	1,312	183,182
8504406018	POWER SUPPLIES FR PHYS INCORP INTO ADP, EXCEED 500W	NO	67,014	3,789,041
8504407001	POWER SUPPLIES FOR ADP, NESOI, <= 50W	NO	20,035	793,394
8504407007	POWER SUPPLIES FOR ADP, NESOI, 50W - 150W	NO	664	24,587
8504407012	POWER SUPPLIES FOR ADP, NESOI, 150W - 500W	NO	506	110,013
8504407018	POWER SUPPLIES FOR ADP, NESOI, EXCEEDING 500W	NO	9,837	1,100,676
8504408500	STATIC CONVRTRS, NESOI, TELECOMMUNICATION APPARATUS	NO	6,247	956,957
8504408510	RECTIFIERS & RECTFNG APPAR., POWER SUPPLS, <= 50W	NO	5,816	340,748
8504408520	RECTIFIERS & RECTIFNG APPA, POWER SUPPLY, >50W=<150W	NO	764	62,528
8504408530	RECTIFIER & RECTFNG APPAR, POWER SUPPLY, >150W=<500W	NO	2,905	280,207
8504408540	RECTIFIERS & RECTIFNG APPARATUS, POWER SUPPLY >500W	NO	20,314	927,463
8504408550	RECTIFIERS & RECTIFYING APPARATUS, NESOI	X		3,822,821
8504408570	INVERTERS FOR AUTOMATIC DATA PROCESSING MACHINES	NO	5,031	139,267
8504408580	STATIC CONVERTERS, NESOI	X		2,219,246
8504500000	INDUCTORS, NESOI	NO	2,813,048	4,651,725
8504900020	PARTS FOR TRANSFORMERS	X		1,744,661
8504900080	PARTS, NESOI, FOR ELECTRICAL INDUCTORS	X		3,756,426
8505110000	PERMANENT MAGNETS MADE OF METAL	NO	34,394	305,881
8505190000	PERMANENT MAGNETS MADE OF MATERIALS O/T METAL	NO	5,925	207,753
8505200000	ELECTROMAGNETIC COUPLINGS, CLUTCHES AND BRAKES	X		17,108
8505300000	ELECTROMAGNETIC LIFTING HEADS	X		2,747
8505904000	ELECTROMAGNETIC WORK HOLDERS AND PARTS THEREOF	X		4,656
8505908000	ELECTROMAGNETIC ARTICLES, NESOI, AND PARTS, NESOI	X		264,610
8506100000	PRIMARY CELLS AND BATTERIES, MANGANESE DIOXIDE	NO	9,641,954	16,400,412
8506301000	PRIMARY BATTERIES =< 300 CM3, MERCURIC OXIDE	NO	101,479	788,983
8506305000	PRIMARY BATTERIES > 300 CM3, MERCURIC OXIDE	NO	85,865	117,968
8506401000	PRIMARY BATTERIES =< 300 CM3, SILVER OXIDE	NO	21,246	16,422
8506405000	PRIMARY BATTERIES > 300 CM3, SILVER OXIDE	NO	14,170	92,792
8506500000	PRIMARY CELLS AND BATTERIES, LITHIUM	NO	1,963,124	636,440
8506600000	PRIMARY CELLS AND BATTERIES, AIR-ZINC	NO	3,200	9,140
8506800000	PRIMARY CELLS AND BATTERIES, NESOI	NO	1,563,892	3,699,233
8506900000	PRIMARY BATTERY AND CELL PARTS	X		3,466,841
8507100030	LEAD-ACID BATTERIES, NEW, 12 VOLTS, <6KG	NO	147,141	6,983,934
8507100060	LEAD-ACID BATTERIES, NEW, 12 VOLTS, >6KG	NO	200,395	5,268,866
8507100090	LEAD-ACID BATTERIES, NEW, OTHER THAN 12 VOLT	NO	89,435	3,448,989
8507200030	LEAD ACID STORAGE BATTERIES, NEW, NESOI, 6 VOLTS	NO	3,685	138,568
8507200040	LEAD ACID STORAGE BATTERIES, NESOI, NEW, 12 VOLTS	NO	1,304	51,492
8507200060	LEAD ACID STORAGE BATTERIES, NEW, NESOI, 36 VOLTS	NO	1	3,787
8507200090	LEAD ACID STRGE BTTRIES, NEW, NESOI, NOT 6, 12, OR 36V	NO	22,542	1,280,040
8507300000	NICKEL-CADMIUM STORAGE BATTERIES	NO	4,904	169,122
8507400000	NICKEL-IRON STORAGE BATTERIES	NO	596	3,022
8507800000	OTHER STORAGE BATTERIES	NO	36,252	524,685
8507904000	PARTS FOR LEAD ACID STORAGE BATTERIES	X		24,567
8507908000	PARTS FOR STORAGE BATTERIES (EXCEPT LEAD ACID TYPE)	X		10,210,725
8508100010	ELECTRIC HAND DRILLS, ROTARY, BATTERY POWERED	NO	7,294	398,341
8508100030	ELECTRIC HAND DRILLS, ROTARY, CHUCK < 12.7 MM, AC	NO	6,049	128,882
8508100050	ELECTRIC HAND DRILLS, ROTARY, CHUCK >= 12.7 MM, AC	NO	3,252	238,766

TABLE 1 - SHIPMENTS OF MERCHANDISE FROM THE UNITED STATES TO PUERTO RICO,
BY COMMODITY:FISCAL YEAR 1999

COMM-CODE	COMMODITY AND UNIT OF QUANTITY		QUANTITY	VALUE-\$
8508100070	ELECTRIC HAND DRILLS OTHER THAN ROTARY	NO	3,917	276,501
8508200020	ELECTRIC HAND SAWS, CIRCULAR TYPE	NO	18,787	863,037
8508200040	ELECTRIC HAND SAWS, CHAIN TYPE	NO	1,957	209,787
8508200070	ELECTRIC HAND SAWS, RECIPROCATING AND JIG TYPES	NO	2,373	57,524
8508200090	ELECTRIC HAND SAWS, NESOI	NO	30,716	2,866,001
8508800010	ELECTRIC HAND ANGLE GRINDERS, SANDERS & POLISHERS	NO	1,891	74,024
8508800015	ELECTRIC HAND ORBITAL AND STRAIGHT-LINE SANDERS	NO	575	12,813
8508800030	GRNDRS,SNDRS,& PLSHRs OTH THN ANGLE,ORBL,STRG-LIN	NO	32,867	1,236,290
8508800040	ELECTRIC HAND SCREWDRIVERS, NUT-RUNNERS, IMPACT WR	NO	483	6,936
8508800055	ELECTRIC HAND ROUTERS	NO	206	90,498
8508800065	ELECTRIC HAND PLANERS	NO	168	6,391
8508800070	ELECTRIC HAND GRASS AND WEED TRIMMERS/EDGERS	NO	1,238	29,989
8508800085	ELECTRIC HAND SCISSORS	NO	160	40,000
8508800095	ELECTROMECHANICAL HAND TOOLS,NESOI	NO	54,152	4,564,166
8508900000	ELECTROMECHANICAL HAND TOOL PARTS	X		1,265,728
8509100020	ELECTRIC DOMESTIC VACUUM CLEANERS, PORTABLE, HAND	NO	23,340	1,368,917
8509100040	ELECTRIC VACUUM CLEANERS, NESOI	NO	20,517	3,714,460
8509200000	ELECTRIC DOMESTIC FLOOR POLISHERS	NO	485	160,305
8509300000	ELECTRIC DOMESTIC KITCHEN WASTE DISPOSALS	NO	344	65,335
8509400020	ELECTRIC DOMESTIC FOOD MIXERS	NO	114,234	1,513,545
8509400030	ELECTRIC DOMESTIC JUICE EXTRACTORS	NO	5,580	77,627
8509400040	ELECTRIC DOMESTIC FOOD GRINDERS AND PROCESSORS	NO	6,795	353,316
8509800040	ELECTRIC DOMESTIC CAN OPENERS INCL COMBINATION UNI	NO	15,981	276,651
8509800060	ELECTROMECHANICAL DOMESTIC APPLIANCES, NESOI	NO	2	12,027
8509800091	ELECTROMECHANICAL DOMESTIC APPLIANCES, NESOI	NO	189,017	48,112,423
8509902000	ELECTRIC DOMESTIC VACUUM CLEANER PARTS	X		250,718
8509903000	ELECTRIC DOMESTIC FLOOR POLISHER PARTS	X		16,669
8509904050	ELECTRIC DOMESTIC APPLIANCE PARTS, NESOI	X		1,056,420
8510100000	ELECTRIC SHAVERS	NO	1,358	47,536
8510200000	ELECTRIC HAIR CLIPPERS	X		362,245
8510300000	HAIR REMOVING APPLIANCES	NO	156	13,440
8510901000	BLADES AND CUTTING HEADS OF SHAVERS	X		5,430
8510903000	PARTS OF ELECTRIC HAIR CLIPPERS	X		8,027
8510905500	PARTS OF ELECTRIC HAIR-REMOVING APPLIANCES	X		17,763
8511100000	INTERNAL COMBUSTION ENGINE SPARK PLUGS	HUN	44,015	401,985
8511200000	INTERNAL COMBUSTION ENGINE MAGNETOS, MAGNETO-DYNAM	X		42,985
8511300040	INTERNAL COMBUSTION ENGINE DISTRIBUTORS	NO	591	41,141
8511300080	INTERNAL COMBUSTION ENGINE IGNITION COILS	NO	78,399	280,501
8511400000	INTERNAL COMBUSTION ENGINE STARTER MOTORS	NO	9,990	529,577
8511500000	INTERNAL COMBUSTION ENGINE GENERATORS,NESOI	NO	35,515	4,202,010
8511802000	INTERNAL COMBUSTION ENGINE VOLTAGE REG,6, 12, 24 V	NO	5,688	122,068
8511804000	INTERNAL COMBUSTION ENGINE VOLTAGE REG,	NO	6,060	634,871
8511806000	OTHER INTERNAL COMBUSTION ENGINE IGNITION EQUIPMNT	X		1,683,913
8511906020	PARTS FOR INTERNAL COMBUSTION ENGINE DSTBR POINTS	NO	258,149	171,140
8511908000	PARTS FOR ELECTRICAL APPARATUS USED ON IC ENGINES	X		12,574,213
8512100000	LIGHTING OR VISUAL SIGNALING EQUIPMENT FOR BICYCLE	X		20,252
8512202000	MOTOR VEHICLE LIGHTING EQUIPMENT	X		211,818
8512204000	MOTOR VEHICLE VISUAL SIGNALING EQUIPMENT	X		174,350
8512300000	ELECTRICAL SOUND SIGNALING EQUIPMENT FOR MTR VHL	X		123,249
8512402000	MOTOR VEHICLE DEFROSTERS AND DEMISTERS	X		6,035
8512404000	MOTOR VEHICLE WINDSHIELD WIPERS	X		13,041
8512902000	PARTS OF MOTOR VEHICLE OR CYCLE SIGNALING EQUIPME	X		5,047
8512905000	PARTS FOR LIGHTING EQUIPMENT FOR MOTOR VEHICLES	X		11,591
8512908000	PARTS FOR WINDSHIELD WIPERS, DEFROSTERS FOR MT VHC	X		150,045
8513100000	PORTABLE ELECTRIC LAMPS, BATTERY OR MAGNETO	X		523,021
8513900000	PARTS FOR PORTABLE ELECTRIC LAMPS	X		6,194,643
8514100000	INDUSTRIAL, LABORATORY FURNACES, OVENS, RESISTANCE	NO	31	173,296
8514200000	INDUSTRIAL, LABORATORY FURNACES, OVENS, INDN, DLTC	NO	49	126,668
8514302000	FURNACES, OVENS FOR DIFFUSION, ETC.,SEMICONDUCTORS	NO	399	160,884
8514304000	INDUSTRIAL, LABORATORY FURNACES, OVENS, NESOI	NO	22	209,121
8514400000	OTHER INDUCTION OR DIELECTRIC HEATING EQUIPMENT	X		138,236
8514900000	PARTS FOR IND, LAB FURNACES,OVENS OR HEATING EQUIP	X		535,397
8515110000	SOLDERING IRONS AND GUNS, ELECTRIC	NO	1,056	88,280
8515190000	BRAZING OR SOLDERING MACHINES, NESOI	NO	899	197,153
8515210000	ELECTRIC WELDERS, RESISTANCE, FULL OR PART AUTOMAT	NO	186	350,688
8515290000	ELECTRIC WELDERS, RESISTANCE, NESOI	NO	89	313,020
8515310000	ELECTRIC WELDERS, ARC, FULL OR PARTLY AUTOMATIC	NO	194	886,567
8515390020	ELECTRIC WELDERS, ARC, AC TRANSFORMER TYPE, NON-ROT	NO	139	92,151
8515390040	ELECTRIC WELDERS, ARC, NESOI, NON-ROTATING	NO	80	83,683
8515390060	ELECTRIC ARC WELDING MACHINES, ROTATING TYPE	NO	139	499,922

TABLE 1 - SHIPMENTS OF MERCHANDISE FROM THE UNITED STATES TO PUERTO RICO,
BY COMMODITY:FISCAL YEAR 1999

COMM-CODE	COMMODITY AND UNIT OF QUANTITY		QUANTITY	VALUE-\$
8515800040	ULTRASONIC WELDING MACHINES	NO	9	45,216
8515800080	ELEC WELDING MACHINES,NESOI; METAL SPRAYING EQ	NO	136	966,543
8515902000	PARTS OF WELDING MACHINES AND APPARATUS	X		1,501,310
8515904000	PARTS OF BRAZING AND SOLDERING EQUIP	X		1,854,876
8516100040	ELECTRIC STORAGE WATER HEATERS	NO	41,820	2,124,645
8516100080	ELECTRIC WATER HEATERS, NESOI, AND IMMERSION HEATE	NO	39,099	2,301,386
8516290000	ELECTRIC SPACE HEATING APPARATUS,NESOI	X		452,248
8516310000	ELECTRIC HAIR DRYERS	NO	5,810	613,950
8516320000	ELECTROTHERMIC HAIR DRESSING APPARATUS,NESOI	X		84,064
8516330000	ELECTRIC HAND-DRYING APPARATUS	NO	798	33,033
8516400000	ELECTRIC FLATIRONS	NO	23,059	291,044
8516500000	MICROWAVE OVENS	NO	24,954	3,286,609
8516604000	ELECTRIC COOKING STOVES, RANGES AND OVENS	NO	21,356	10,320,383
8516606000	COOKING PLATES, BOILING RINGS, GRILLERS,& ROASTERS	NO	20,416	1,237,396
8516710000	ELECTRIC COFFEE OR TEA MAKERS	NO	26,303	497,041
8516720000	ELECTRIC TOASTERS	NO	7,768	118,113
8516790000	OTHER ELECTROTHERMIC APPLIANCES, DOMESTIC	NO	14,905	1,858,209
8516800000	ELECTRIC HEATING RESISTORS	X		468,868
8516801700	PARTS OF MICROWAVE OVENS	X		38,181
8516902700	PARTS OF ELECTRIC COOKING STOVES, RANGES AND OVENS	X		561,996
8516909500	PARTS,NESOI,FOR ELECTROTHERMIC APPLIANCES	X		774,105
8517110000	LINE TELEPHONE SETS WITH CORDLESS HANDSETS	NO	38,203	1,114,446
8517190000	VIDEOPHONES	NO	12,160	3,369,293
8517210000	FACSIMILE MACHINES	NO	1,988	763,374
8517220000	TELEPRINTERS	NO	42	104,246
8517301500	CENTRAL OFFICE TELEPHONE SWITCHING SYSTEMS	NO	972	8,266,081
8517302000	PRIVATE BRANCH EXCHANGE TELEPHONE SWITCHING APRTS.	NO	2,618	3,007,007
8517302500	ELECTRONIC KEY TELEPHONE SYSTEMS	NO	2,661	1,425,589
8517303000	TELEGRAPHIC SWITCHING APPARATUS	NO	4,446	3,240,625
8517305000	TELEGRAPHIC SWITCHING APPARATUS	X		3,777,406
8517501000	MODEMS,OF A KIND USED WITH ADP EQP.IN HEADING 8471	NO	42,427	10,809,223
8517505000	TELEPHON APP,CARR-CURRENT LINE OR DIGITAL LINE SYS	X		6,033,550
8517506000	TELEGRAPHIC APPARATUS FOR CARR-CURRENT LINE SYSTEM	X		271,222
8517509000	TELEGRAPHIC APPARATUS FOR DIGITAL LINE SYSTEMS	X		2,641,987
8517801010	TELEPHONIC INTERCOM SYSTEMS	NO	787	223,446
8517801020	TELEPHONIC APPARATUS, NESOI	X		2,383,995
8517802000	TELEGRAPHIC APPARATUS, NESOI	X		53,277
8517902000	PARTS FOR TELEPHONIC SWITCHING APPARATUS	X		9,865,751
8517905000	PARTS,NESOI,FOR TELEPHONIC APPARATUS	X		18,299,435
8517909000	PARTS FOR TELEGRAPHIC APPARATUS	X		27,283,136
8518100000	MICROPHONES AND PARTS THEREOF	X		73,895
8518210000	SINGLE LOUDSPEAKERS, MOUNTED IN THEIR ENCLOSURES	NO	11,516	607,703
8518220000	MULTIPLE LOUDSPEAKERS,MOUNTED IN SAME ENCLOSURE	NO	8,435	659,082
8518290000	LOUDSPEAKERS, NESOI	NO	14,947	1,188,502
8518301000	TELEPHONE HANDSETS	NO	1,687	781,957
8518302000	OTHER HEADPHONES,EARPHONES, MICROPHONE/SPEAKER	NO	3,172	323,903
8518401000	LINE TELEPHONY AUDIO FREQUENCY AMPLIFIER REPEATERS	NO	353	119,700
8518402000	AUDIO FREQUENCY ELECTRIC AMPLIFIERS, NESOI	NO	8,076	1,338,802
8518500000	ELECTRIC SOUND AMPLIFIER SETS	NO	3,183	235,241
8518901000	PARTS OF TELEPHONE HANDSETS AND REPEATERS	X		894,930
8518903000	PARTS OF MICROPHONES,LOUDSPEAKERS,AMPLIFIERS	X		518,788
8519100000	COIN- OR TOKEN-OPERATED RECORD PLAYERS	NO	1,680	565,324
8519210000	RECORD PLAYERS WITHOUT LOUDSPEAKERS	NO	470	84,000
8519290000	RECORD PLAYERS,NESOI	NO	385	177,467
8519310000	TURNTABLES WITH AUTOMATIC RECORD CHANGERS	NO	24	18,774
8519390000	TURNTABLES,NESOI	NO	169	41,766
8519400000	TRANSCRIBING MACHINES	NO	163	26,597
8519920000	POCKET-SIZE CASSETTE PLAYERS	NO	193	40,820
8519934000	TAPE PLAYERS, CASSETTE TYPE FOR MOTOR-VEH INSTALL	NO	61	15,737
8519938000	TAPE PLAYERS, CASSETTE TYPE, NESOI	NO	1,048	180,029
8519990030	CARTRIDGE TYPE TAPE PLAYERS	NO	457	122,451
8519990070	SOUND REPRODUCING APPARATUS,NESOI	NO	19,902	2,895,401
8520100000	DICTATING MACHINES REQUIRING EXTERNAL POWER SOURCE	NO	339	61,974
8520200000	TELEPHONE ANSWERING MACHINES	NO	68,078	3,701,201
8520320000	MAGNET TAPE RECORDER/REPRODUCERS,DIGITAL AUDIO TYP	NO	5,832	708,930
8520330000	TAPE RECORDER/REPRODUCERS, CASSETTE TYPE	NO	1,156	167,521
8520390000	MAGNETIC TAPE RECORDERS/REPRODUCERS, NESOI	NO	1,697	168,708
8520900040	OPTICAL DISK RECORDERS	NO	52	23,989
8520900080	OTHER MAGNETIC SOUND RECORDING OR REPRODUCING EQUI	NO	1,880	568,525
8521100000	VIDEO RECORDING OR REPRODUCING APP, MAGNETIC TAPE	NO	30,430	3,483,640

TABLE 1 - SHIPMENTS OF MERCHANDISE FROM THE UNITED STATES TO PUERTO RICO,
BY COMMODITY:FISCAL YEAR 1999

COMM-CODE	COMMODITY AND UNIT OF QUANTITY		QUANTITY	VALUE-\$
8521900000	VIDEO RECORDING OR REPRODUCING APP,EXC MAGNET TAPE	NO	2,172	733,415
8522100000	PICKUP CARTRIDGES	NO	1,699	52,763
8522900010	MAGNETIC RECORDING AND REPRODUCING HEADS	X		427,344
8522900090	PARTS,NESOI, FOR APPARATUS OF HEADINGS 8519 TO 8521	X		447,644
8523110000	UNRECORDED MAGNETIC TAPE =< 4 MM WIDTH	NO	45,493	1,593,699
8523120010	UNRECORDED MAGNETIC TAPE > 4 BUT =< 6.5MM, CARTRID	NO	15,886	188,395
8523120020	UNRECORDED MAGNETIC TAPE > 4 & =< 6.5MM, AUDIO,NESOI	X		78,646
8523120040	UNRECORDED MAGNETIC TAPE > 4 & =< 6.5MM, VIDEO	X		166,909
8523120060	UNRECORDED MAGNETIC TAPE, > 4 MM BUT =< 6.5 MM,NESOI	X		340,904
8523130020	UNRECORDED MAGNETIC TAPE > 6.5 MM WIDTH, AUDIO	X		8,471
8523130040	UNRECORDED MAGNETIC TAPE > 6.5MM, VIDEO, CASSETTE	NO	35,580	94,899
8523130060	UNRECORDED MAGNETIC TAPE > 6.5MM, VIDEO, NESOI	X		21,866
8523130080	UNRECORDED MAGNETIC TAPE > 6.5MM, NESOI	X		445,285
8523200000	UNRECORDED MAGNETIC DISCS	NO	179,385	735,105
8523300000	UNRECORDED, CARDS INCORPORATING A MAGNETIC STRIPE	NO	274	62,753
8523900000	UNRECORDED MAGNETIC MEDIA, NESOI	X		1,399,723
8524100020	PHONOGRAPH RECORDS, 33-1/3 RPM STEREO, QUADRAPHONI	NO	23,554	226,368
8524100040	PHONOGRAPH RECORDS, NESOI	NO	517,950	3,116,814
8524310000	LASER DISCS, FOR REPRODUCING OTHER THAN SOUND/IMAGE	NO	34,569	4,181,347
8524320000	LASER DISC FOR REPRODUCING SOUND ONLY	NO	432,728	4,222,254
8524390000	DISCS FOR LASER READING SYSTEMS, NESOI	NO	207,121	2,617,863
8524400000	MAGNET TAPES FR REPRODUCING OTHER THAN SOUND/IMAGE	NO	28,322	1,561,847
8524511000	NEWS SOUND RECORDINGS RELATING TO CURRENT EVENTS	NO	2,964	22,468
8524513040	SOUND RECORDINGS ON CASSETTE TAPES, WIDTH =< 4MM	NO	171,897	1,142,911
8524513060	OTHER MAGNETIC TAPE RECORDINGS =< 4MM, NESOI	NO	4,398	2,698,891
8524521040	VIDEO TAPE RECORDING > 4MM AND =< 6.5MM, IN CASSETTES	NO	39,733	1,387,243
8524521060	VIDEO TAPE RECORDINGS > 4MM =< 6.5MM, EXCEPT CASSETTE	NO	6,169	307,082
8524522000	OTHR MAGNET TAPE RECORDING > 4MM =< 6.5MM, EXCEP VIDEO	NO	30,027	1,088,133
8524531040	VIDEO TAPE RECORDING, WIDTH =< 16 MM, IN CASSETTES	NO	33,720	684,086
8524531060	VIDEO TAPE RECORDINGS > 6.5MM BUT =< 16MM, NOT IN CASS	NO	5,346	283,344
8524532000	OTHR MAGNET TAPE RECORDING > 6.5MM, EXCEPT VIDEO	NO	6,505	250,847
8524600000	RECORDED, CARDS INCORP. A MAGNETIC STRIPE	NO	1,006	73,875
8524910000	OTHR RECORDED MEDIA,NESOI, FOR REPROD OTHR THAN SA	NO	36,822	6,014,841
8524990000	RECORDED MEDIA, NESOI	NO	990,598	14,738,633
8525102010	APPARATUS FOR RECEP OF TV SIGNALS BY TV SATELLITE	NO	10,280	1,967,098
8525102050	OTHER TRANSMISSION APPARATUS FOR TELEVISION	X		7,859,954
8525106010	RADIO TRANSMITTERS FOR CIVIL AIRCRAFT	NO	43	59,652
8525106030	RADIO TRANSMITTERS =< 30 MHZ	NO	59	200,425
8525106050	RADIO TRANSMITTERS > 30 MHZ BUT =< 400 MHZ	NO	312	273,965
8525106070	RADIO TRANSMITTERS > 400 MHZ BUT =< 1000 MHZ	NO	48	109,284
8525106090	RADIO TRANSMITTERS FOR FREQ EXCEEDING 1000 MHZ	NO	13	79,512
8525108040	COMMUNICATIONS TRANSMISSION APPARATUS,NESOI	X		1,686,820
8525201000	RADIO TRANSCEIVERS, CITIZENS BAND (CB) TYPE	NO	3,424	606,101
8525202000	RADIO TRANSCEIVERS, LOW POWER, 49.8 MHZ TO 49.90MH	NO	7,103	2,225,913
8525203005	RADIO TRANSCEIVERS FOR CIVIL AIRCRAFT	NO	83	187,017
8525203030	RADIO TRANSCEIVERS, HAND-HELD, NESOI	NO	2,578	1,246,766
8525203040	RADIO TRANSCEIVERS, MARINE VHF-FM	NO	71	41,004
8525203042	RADIO TRANSCEIVERS, NESOI, =< 30 MHZ	NO	383	78,151
8525203045	RADIO TRANSCEIVERS, NESOI, > 30 MHZ BUT =< 400 MHZ	NO	192	251,432
8525203055	RADIO TRANSCEIVERS, NESOI, > 400 MHZ	NO	1,031	4,150,071
8525209020	RADIO TELEPHONES FOR INSTALLATION IN MOTOR VEHICLE	NO	9,427	1,781,575
8525209040	RADIO PHONES, NT MOTOR VHCL, PBLIC CELLULAR SRVCE	NO	84,120	17,032,002
8525209080	TRANSMISSION APPTS INCORPORATING RECEIVERS,NESOI	X		31,318,846
8525300020	TELEVISION CAMERAS, COLOR	NO	1,966	852,793
8525300070	TELEVISION CAMERAS, NESOI	NO	8,560	8,333,557
8525400000	STILL IMAGE VIDEO CAMERAS & OTHR VIDEO CAMERA RECO	NO	96	379,283
8525404000	DIGITAL STILL IMAGE VIDEO CAMERAS	NO	9	11,099
8525408020	8MM CAMCORDERS	NO	6	7,680
8525408050	CAMCORDERS EXCEPT 8MM	NO	1	18,430
8525408085	STILL VIDEO CAMERAS & OTHR VID CAM RECORDERS,NESOI	NO	194	266,099
8526100010	RADAR APPARATUS FOR USE IN CIVIL AIRCRAFT	NO	10	90,038
8526100020	RADAR DESIGNED FOR BOAT OR SHIP INSTALLATION	NO	1,529,701	405,077
8526100070	RADAR APPARATUS NESOI	NO	178	7,129,329
8526910010	RADIO NAVIGATIONAL AID APPARA FOR CIVIL AIRCRAFT	NO	129	429,660
8526910030	RADIO NAVIGATIONAL AID APPARATUS, RECEPTION ONLY	NO	80	584,435
8526910070	RADIO NAVIGATIONAL AID APPARATUS,NESOI	NO	155	462,181
8526920000	RADIO REMOTE CONTROL APPARATUS	X		247,689
8527120000	POCKET-SIZE RADIO CASSETTE PLAYERS	NO	21,686	675,181
8527131100	RADIOBROADCAST RECEIVERS, BATTERY TYPE, W/O RECORD	NO	157	33,020
8527132000	RADIOBRCDCST RECEIV,BATTERY TPE, RADIO-TAPE RECORDR	NO	13,353	117,102

TABLE 1 - SHIPMENTS OF MERCHANDISE FROM THE UNITED STATES TO PUERTO RICO,
BY COMMODITY:FISCAL YEAR 1999

COMM-CODE	COMMODITY AND UNIT OF QUANTITY		QUANTITY	VALUE-\$
8527134000	RADIOBRDCST RECEIV,BATTERY TYPE, RADIO-PHONOGRAPH	NO	186	40,158
8527136000	RADIOBROADCAST RECEIVERS, BATTERY TYPE, NESOI	NO	112,315	1,267,155
8527180000	RADIOBROADCAST RECEIVERS, BATTERY TYPE, NESOI	NO	140,070	1,818,971
8527210000	RADIOBROADCAST RECEIVERS FOR MOTOR VEHICLES W RCOS	NO	13,804	1,178,674
8527290000	RADIOBROADCAST RECEIVERS FOR MOTOR VEHICLES NESOI	NO	3,727	552,683
8527310000	RADIOBROADCAST RECEIVERS,NESOI,WITH SOUND RECORDER	NO	4,837	624,258
8527320000	RADIOBROADCAST RECEIVERS,NESOI,WITH CLOCK WO P & R	NO	1,120	29,928
8527360000	RADIOBROADCAST RECEIVERS,NESOI	NO	1,621	124,510
8527904000	OTHER ARTICLES DESIGNED FOR CONNECTION TO TLPH	NO	7,910	1,463,978
8527908005	RADIO RECEIVERS FOR USE IN CIVIL AIRCRAFT	NO	2	6,924
8527908015	RADIO RECEIVERS, RADIO PAGING TYPE	NO	24,688	2,668,008
8527908025	RADIO RECEIVERS <= 30 MHZ	NO	41	102,611
8527908035	RADIO RECEIVERS > 30 MHZ BUT <= 400 MHZ	NO	283	53,751
8527908045	RADIO RECEIVERS > 400 MHZ BUT <= 1000 MHZ	NO	144	100,750
8527908055	RADIO RECEIVERS > 1000 MHZ	NO	1,511	237,049
8527908075	RECEPTION APPARATUS RADIO COMMUNICATIONS,NESOI	X		4,879,402
8528123000	RECEP APP FOR TV,COLOR,INC VIDEO RCRDNG/REPROD APP	NO	11,381	2,907,667
8528126005	03TV RCORS,CLR,W/PCTR TUBE,W/RDOBRCST RCVR/SND RC	NO	3,589	908,907
8528126010	RECEP APP FOR TV,COLOR, HAVNG PICTURE TUBE, < 52CM	NO	20,696	4,270,766
8528126040	RECEP APP FOR TV,COLOR,HAVNG A PICTURE TUBE > 52CM	NO	26,955	10,958,069
8528126057	RECEP APP FOR TV,COLOR,NESOI,WITHOUT PICTURE TUBE	NO	5,195	187,187
8528130015	RECEP APP FR TV,MONOCHROME,W/ RDIO REC/VD/RPRD	NO	1,821	401,515
8528130080	RECEPTION APPARATUS FOR TV, MONOCHROME, NESOI	NO	52,038	8,876,543
8528210000	VIDEO MONITORS, COLOR	NO	14,088	1,438,185
8528220000	VIDEO MONITORS, MONOCHROME	NO	36,934	1,073,126
8528305550	VIDEO PROJECTORS, COLOR	NO	7,927	666,273
8528309000	VIDEO PROJECTORS, MONOCHROM	NO	1,421	71,109
8528102020	TELEVISION ANTENNAS, RECEIVING ONLY	NO	24,327	1,105,696
8528102050	TELEVISION ANTENNAS, NESOI	NO	9,534	1,594,874
8528102090	TELEVISION ANTENNA REFLECTORS	X		169,473
8529104000	ANTENNAS & PARTS FOR RADAR, RADIO NAVIGATIONAL AID	X		203,235
8529106000	ANTENNAS & PARTS,NESOI,FOR HOG 8525 TO 8528	X		1,947,212
8529901000	TELEVISION TUNERS	X		364,706
8529903000	PARTS OF TELEVISION CAMERAS	X		259,758
8529903800	PARTS,NESOI,FOR TV APPARATUS, HEADINGS 8525-8528	X		1,070,988
8529904720	PARTS FOR RADAR APPARATUS	X		458,442
8529904740	PARTS FOR RADIO NAVIGATIONAL AID APPARATUS	X		118,785
8529904760	PARTS FOR RADIO REMOTE CONTROL APPARATUS	X		522,484
8529905000	PARTS, NESOI, OF APPARATUS IN HEADINGS 8525 TO 852	X		8,865,008
8530100000	ELECTRICAL SIGNALING OR TRAFFIC CONTROL EQPT RAIL	X		13,999
8530800000	ELECTRICAL SIGNALING OR TRAFFIC CONTROL EQPT,NESOI	X		3,312,233
8530900000	PARTS FOR ELC SIGNALING, TRAFFIC, SAFETY EQUIPMNT	X		493,357
8531100015	SMOKE DETECTORS, BATTERY POWERED	NO	3,127	163,296
8531100025	SMOKE DETECTORS, NESOI	NO	9,100	507,232
8531100035	BURGLAR ALARMS, ELECTRIC	NO	18,939	1,748,814
8531100045	BURGLAR OR FIRE ALARMS AND SIMILAR APPARATUS,NESOI	NO	9,781	1,751,357
8531200020	INDICATOR PANELS INCORPORATING LCD'S	X		635,381
8531200040	INDICATOR PANELS INCORPORATING LED'S	X		1,221,827
8531804000	PAGING ALERT DEVICES	NO	1,821	42,180
8531809010	INDICATOR PANELS INCORPORATING FLUORESCENT DEVICES	X		3,960
8531809015	INDICATOR PANELS, NESOI	X		48,434
8531809030	SOUND SIGNALING APPARATUS, HORNS	X		37,902
8531809038	RADAR DETECTORS OF A KIND USED IN MOTOR VEHICLES	NO	3	14,799
8531809040	SOUND SIGNALING APPARATUS,NESOI	X		97,930
8531809050	OTHER SIGNALING DEVICES, ELECTRIC, NESOI	X		461,009
8531900000	PARTS OF ELECTRIC SOUND OR VISUAL SIGNALING APRTS	X		15,689,151
8532100000	FIXED CAPACITORS, 50-60 HZ, POWER, CPCTY >= .5 KVAR	NO	4,094,910	986,029
8532210020	FIXED CAPACITORS, 50/60 HZ, TANTALUM ELECTROLYTIC	NO	637,450	342,582
8532210040	FIXED CAPACITORS,50/60 HZ, Ta ELECTROLYTIC, NON-MET	NO	977,761	229,408
8532210050	TANTALUM ELECTROLYTIC FIXED CAPACITORS,SMD	NO	18,078,244	4,274,363
8532210080	OTHER TANTALUM ELECTROLYTIC FIXED CAPACITORS, NESI	NO	4,674,542	4,260,640
8532220020	FIXED CAPACITORS, ALUMINUM ELECTROLYTIC <= 18 MM	NO	4,285,276	1,966,449
8532220040	FIXED CAPACITORS, ALUMINUM ELECTROLYTIC>18BUT<=35	NO	4,470,156	3,163,042
8532220055	OTH FIXED CAPACITORS, ALUM ELECTRO >35MM N/O 51MM	NO	114,431	188,768
8532220080	FIXED CAPACITORS, ALUMINUM ELECTROLYTIC > 35 MM	NO	116,282	458,910
8532220085	OTHER FIXED CAPACITORS, ALUM ELECTROLYTIC > 51 MM	NO	2,400	2,640
8532230020	FIXED CAPACITORS, CERAMIC, DIELECTRIC SL L YR CHIPS	NO	8,820,186	651,315
8532230040	FIXED CAPACITORS, CERAMIC, DIELECTRIC S L AXIAL LD	NO	39,710	55,952
8532230060	FIXED CAPACITORS, CERAMIC, DIELECTRIC S L RADIAL L	NO	863,211	184,149
8532240020	FIXED CAPACITORS, CERAMIC, DIELECTRIC MLTYLR CHIPS	NO	209,158,143	8,033,332

TABLE 1 - SHIPMENTS OF MERCHANDISE FROM THE UNITED STATES TO PUERTO RICO,
BY COMMODITY:FISCAL YEAR 1999

COMM-CODE	COMMODITY AND UNIT OF QUANTITY		QUANTITY	VALUE-\$
8532240040	FIXED CAPACITORS, CERAMIC, DIELECTRIC MLTLR AXIAL	NO	24,713,561	2,348,689
8532240060	FIXED CAPACITORS, CERAMIC, DIELECTRIC MLTLR RDIAL	NO	10,484,559	623,807
8532250010	FIXED CAPACITORS, PAPER, PLASTIC, AC, < 300 V	NO	542,910	1,040,325
8532250020	FIXED CAPACITORS, PAPER, PLASTIC, AC, >=300 B <600V	NO	534,758	373,872
8532250030	FIXED CAPACITORS, PAPER, PLASTIC, AC, >=600, <1000V	NO	200,828	153,324
8532250050	FIXED CAPACITORS, PAPER, PLASTIC, NESOI, LEADLESS	NO	41,810	38,827
8532250080	FIXED CAPACITORS, PAPER, PLASTIC, NESOI, AXIAL LDS	NO	2,229	20,785
8532250070	FIXED CAPACITORS, PAPER, PLASTIC, NESOI, RADIAL LD	NO	398,276	73,063
8532250080	FIXED CAPACITORS, PAPER, PLASTIC, NESOI, DIELECTRC	NO	1,461,541	377,216
8532290020	FIXED CAPACITORS, NESOI, MICA DIELECTRIC	NO	200,151	100,357
8532290040	FIXED CAPACITORS, NESOI	NO	2,155,395	975,498
8532300010	VARIABLE OR ADJUSTABLE CAPACITORS, MICA, GMC, GLSS	NO	13,090	63,512
8532300090	VARIABLE OR ADJUSTABLE CAPACITORS, NESOI	NO	383,896	1,243,810
8532900000	PARTS FOR ELECTRICAL CAPACITORS	X		424,665
8533100020	FIXED CARBON RESISTORS SURFACE MOUNTED FILM, >2 TM	NO	551,621	277,653
8533100042	FIXED CARBON RESISTORS SURFACE MOUNTED FILM, 2 TML	NO	28,332,732	1,298,851
8533100057	FIXED CARBON RESISTORS FILM, COMPOSITION, >2 LEADS	NO	165,905	44,247
8533100070	FIXED CARBON RESISTORS FILM, COMPOSITION, 2 LEADS	NO	1,364,019	284,604
8533210025	FIXED RESISTORS <= 20 W SURFACE MOUNTED > 2 TRMNL	NO	7,420,401	1,834,318
8533210045	FIXED RESISTORS <= 20 W SURFACE MOUNTED, 2 TERMINA	NO	1,832,942	205,312
8533210075	FIXED RESISTORS, NESOI, HAVING MORE THAN 2 LEADS	NO	884,876	2,295,449
8533210080	FIXED RESISTORS NESOI, <= 20W, 2 LEADS WIRE W	NO	3,054,555	998,501
8533210090	FIXED RESISTORS NESOI, <= 20W, 2 LEADS, NESOI	NO	11,795,770	2,227,804
8533290000	FIXED RESISTORS NESOI > 20 W POWER HDLG CPCY	NO	4,753,892	1,033,392
8533310000	WIREWOUND VARIABLE RESISTORS, < 20 W	NO	835,395	152,355
8533390040	WIREWOUND VARIABLE RESISTORS, DIMMERS	NO	135,017	69,020
8533390080	WIREWOUND VARIABLE RESISTORS, NESOI	NO	1,413,909	275,953
8533400040	VARIABLE RESISTORS, NESOI, MOTOR STARTERS, CNL	NO	2,989,487	1,648,102
8533400080	VARIABLE RESISTORS, NESOI	NO	23,241,614	1,338,439
8533900000	PARTS FOR RESISTORS, RHEOSTATS, POTENTIOMETERS	X		1,387,238
8534000020	PRINTED CIRCUITS OF PLASTIC/GLASS >=3 LAYERS, CNDT	NO	2,087,695	26,547,319
8534000040	PRINTED CIRCUITS OF PLASTIC/GLASS, NESOI	NO	1,555,681	31,339,836
8534000050	PRINTED CIRCUITS, PLASTIC IMPRG., NOT FLEX, PPR BASE	NO	1,278	17,083
8534000070	PRINTED CIRCUITS, PLASTIC IMPRG., NOT FLEX, NESOI	NO	120,706	986,641
8534000080	PRINTED CIRCUITS, FLEXIBLE TYPE, NESOI	NO	45,038,756	42,603,919
8534000090	PRINTED CIRCUITS, NESOI	NO	2,327,784	48,715,366
8535100020	FUSES IN CIRCUITS >= 2300 V	NO	4,008	1,026,991
8535100040	FUSES NESOI > 1000 V	NO	36,234	428,598
8535210000	AUTOMATIC CIRCUIT BREAKERS > 1000 V BUT < 72.5 KV	NO	73,572	2,398,814
8535290020	AUTOMATIC CIRCUIT BREAKERS >= 345 KV	NO	2	55,645
8535290040	AUTOMATIC CIRCUIT BREAKERS NESOI > 72.5 KV < 345 K	NO	169	1,182,842
8535300040	ISOLATING AND MAKE AND BREAK SWITCHES, KNIFE TYPE	NO	5,197	106,541
8535300080	ISOLATING SWITCH & MAKE & BREAK SWITCH, NESOI > 1000V	NO	375,006	3,412,248
8535400000	LIGHTNING ARRESTERS, VOLTAGE LIMITERS, SURGE SUPPRES	X		22,006,381
8535908020	TERMINALS, ELC SPLICES AND ELC COUPLINGS	NO	461,385	2,781,219
8535908040	ELECTRICAL CONNECTORS, NESOI > 1000 V	NO	4,999,068	3,184,704
8535908060	ELECT SWITCHING & CIRCUIT PROTECTION APPRTS, NESOI	NO	1,360,889	2,989,029
8536100020	FUSES <= 1000 V, GLASS CARTRIDGE	NO	21,752	702,215
8536100040	FUSES <= 1000 V, NESOI	NO	1,019,376	1,515,879
8536200020	AUTOMATIC CIRCUIT BREAKERS <= 1000 V, MOLDED CASE	NO	64,742,803	25,850,498
8536200040	AUTOMATIC CIRCUIT BREAKERS <= 1000 V, NESOI	NO	376,291	1,547,771
8536300000	OTHER APPARATUS FOR PROTECTING ELC CRTS <= 1000 V	X		2,125,647
8536410005	AUTOMOTIVE SIGNALING FLASHERS FOR VOLTAGE <= 60 V	NO	455,554	903,013
8536410020	ELCTMCHL RLYS <= 60 V, & CNTCTS < 10 A EXCPT ASF	NO	787,108	1,801,711
8536410030	RLYS (EXCPT ELCTMCHL & ASF) <= 60V, & CNTCTS < 10A	NO	403,758	835,696
8536410045	CONTACTORS, <= 60 V, CNTCTS >= 10 A, EXCPT ASF	NO	61	95,886
8536410050	ELCTMCHL RLYS (EXCPT CNTCTS & ASF) <= 60V CNTCTS >= 10A	NO	25,195	149,881
8536410060	RELAYS FOR PROTECTING ELECTRICAL CIRCUITS, <= 60 V	NO	248,533	957,585
8536480050	RELAYS > 60 V, & CONTACTS < 10 A ELCTMCHL	NO	15,666	187,224
8536480055	RELAYS > 60 V, & CONTACTS < 10 A NESOI	NO	49,549	139,189
8536490065	RELAYS > 60 V, CONTACTORS	NO	37,772	962,799
8536490075	RELAYS > 60 V, ELECTROMECHANICAL	NO	11,207	435,866
8536490080	RELAYS > 60 V, NESOI	NO	37,774	1,830,203
8536504000	MOTOR STARTERS	NO	48,968	2,546,719
8536507000	ELECTRNC AC SWTCH OPTICALLY COUPLD INPT/OUTPT CRCT	NO	1,557,658	598,576
8536509020	SWITCHES, ROTARY, RATED AT NOT OVER 5 A	NO	4,209	66,557
8536509025	SWITCHES, ROTARY, RATED AT OVER 5 A	NO	19,923	86,528
8536509030	SWITCHES, PUSH-BUTTON, RATED AT NOT OVER 5 A	NO	162,900	163,747
8536509035	SWITCHES, PUSH-BUTTON, RATED AT OVER 5 A	NO	43,310	208,404
8536509040	SNAP ACTION SWITCHES, OTHER THAN LIMIT, <= 1000 V	NO	68,406	101,165

TABLE 1 - SHIPMENTS OF MERCHANDISE FROM THE UNITED STATES TO PUERTO RICO,
BY COMMODITY:FISCAL YEAR 1999

COMM-CODE	COMMODITY AND UNIT OF QUANTITY		QUANTITY	VALUE-\$
8538509045	SWITCHES, KNIFE, =<1000 V	NO	1,250	2,700
8538509050	SWITCHES, SLIDE =<1000 V	NO	24,821	22,888
8538509055	SWITCHES, LIMIT, NESOI, VOLTAGE NOT OVER 1000 V	NO	2,227	13,816
8538509065	OTHER SWITCHES, VOLTAGE NOT EXCEEDING 1000V, NESOI	NO	392,453	1,014,286
8538610000	LAMP HOLDERS	NO	3,466	405,758
8538694010	ELECTRICAL CONNECTORS, COAXIAL TYPE, <= 1,000 V	NO	1,233,858	3,583,718
8538694020	ELECTRICAL CONNECTORS, CYLINDRICAL, MULTICONTACT	NO	77,468	482,944
8538694030	ELECTRICAL CONNECTORS, RACK AND PANEL TYPE<=1000 V	NO	203,387	494,492
8538694040	ELECTRICAL CONNECTORS, PRINTED CRCT TYPE <=1,000 V	NO	1,644,214	5,143,586
8538695050	ELECTRICAL CONNECTORS, FOR VOLTAGE<=1,000 V, NESOI	X		28,943,500
8538904000	TERMINALS,ELECTR SPICES & COUPLINGS,WAFER PROBERS	X		14,288,377
8538908010	ELECTRICAL DISTRIBUTION DUCTS, <= 1,000 V	X		152,845
8538908030	ELECTRICAL JUNCTION BOXES NOT EXCEEDING 1,000 V	NO	135,016	1,281,503
8538908085	ELECT APPARATUS FOR SWTCH & PROTECT CIRCUITS NESOI	X		5,281,118
8537106000	MOTOR CONTROL CENTERS FOR A VOLTAGE NOT EXC. 1000V	NO	3,271	1,711,713
8537109020	SWITCHGEAR ASSEMBLIES AND SWITCHBOARDS =< 1000 V	NO	3,694	1,257,881
8537109030	NUMERICAL CONTROLS FOR CONTROLLING MACHINE TOOLS	NO	1,019	388,441
8537109050	ELECTRICAL PANEL & DISTRIBUTION BOARDS =< 1000 V	NO	20,007	1,065,566
8537109060	PROGRAMABLE CONTROLLERS	NO	350	1,678,900
8537109070	ELECT APPARATUS EQP WITH APTS FRM HD 8535&36,NESOI	NO	106,674	7,073,430
8537200020	SWITCHGEAR & SWITCHBOARD ASSEMBLIES > 1000 V	NO	394	1,302,766
8537200040	ELECTRICAL APPARATUS EQP WITH APTS FM HD 8535&36	NO	543	1,290,476
8538100000	BOARDS, PANELS, CONSOLES ETC OF 8537 LESS APTS	X		2,952,008
8538907020	PARTS OF AUTO CIR BREAKERS FOR HEAD 8535/8536/8537	X		25,874,143
8538907040	ELECTRICAL METAL CONTACTS FOR HEAD 8535,8536,8537	X		1,329,953
8538907060	PARTS NESOI OF SWITCHGEAR, FOR HD 8535, 8536, 8537	X		1,648,731
8538907080	PRTS SUITBL FOR USE W/APTS IN 8535,8536,8537,NESOI	X		24,223,342
8539100020	SEALED BEAM LAMP UNITS < 15.24 CM	NO	15,843	59,134
8539100040	SEALED BEAM LAMP UNITS =>15.24 CM	NO	14,267	78,970
8539212000	TUNGSTEN HALOGEN FILAMENT LAMPS =< 100 V	NO	18,239	100,016
8539214040	TUNGSTEN HALOGEN FILAMENT LAMPS > 100 V, & < 500 W	NO	168,094	1,371,685
8539214060	TUNGSTEN HALOGEN FILAMENT LAMPS > 100 V, & >= 500W	NO	1,108	22,831
8539224000	CHRISTMAS-TREE LAMPS > 100 V BUT NOT > 200 W	NO	3,971	11,914
8539228010	FILAMENT LAMPS =< 150 W BUT > 100 V, 3-WAY TYPE	NO	77,910	13,842
8539228030	FILAMENT LAMPS =< 150 W BUT > 100 V, DECORATIVE	NO	181,586	41,525
8539228050	FILAMENT LAMPS =< 150 W BUT > 100 V, NESOI INCL SD	NO	767,817	357,393
8539228070	FILAMENT LAMPS > 150 W	NO	651,148	218,518
8539292500	FILAMENT LAMPS,NESOI,<= 100 V EXCLUDING UV & IFRR	NO	787	37,194
8539294000	LAMPS NESOI > 100 V, FILAMENT	NO	73	22,387
8539310000	DISCHARGE LAMPS, (EX ULTRAVIOLET), FLUORESCENT	NO	753,877	1,046,998
8539320020	DISCHARGE LAMPS, (EX ULTRAVIOLET), SODIUM VAPOR	NO	4,841	40,875
8539320040	DISCHARGE LAMPS, (EX ULTRAVIOLET), MERCURY VAPOR	NO	26,330	92,268
8539320060	DISCHARGE LAMPS, (EX ULTRAVIOLET), METAL HALIDE	NO	37,948	185,581
8539390000	DISCHARGE LAMPS, (EX ULTRAVIOLET), NESOI	NO	11,597	290,111
8539410000	ARC LAMPS	NO	385	12,522
8539490040	ULTRAVIOLET LAMPS	NO	7,395	302,820
8539490080	ELECTRIC LAMPS NESOI INCLUDING INFRARED	NO	26,277	509,323
8539900000	PARTS FOR ELECTRIC FILAMENT OR DISCHARGE LAMPS	X		1,086,646
8540110035	CATHODE-RAY TV PICTURE TUBES, COLOR, =< 50 CM	NO	115	26,543
8540110070	CATHODE-RAY TV TUBES > 50 CM DGNL & <= 67 CM	NO	69	15,137
8540120000	CATHODE-RAY TV PICTURE TUBES, BLACK & WHITE	NO	1,153	58,823
8540202000	CATHODE RAY TV & OTHER PHOTOCATHODE TUBES	NO	1	2,647
8540204000	TV CAM TUBE,IMAGE CONVERT & INTENSIFIERS	NO	335	50,310
8540400000	DATA/GRAPHIC DISPLAY TUBES,COLOR, W/ PITCH < 0.4 M	NO	2,424	51,555
8540500000	DATA/GRAPHIC DISPLAY TUBES, MONOCHROME	NO	373	13,473
8540600055	CATHODE-RAY TUBES, NESOI, VIDEO DISPLY DIAG =<36CM	NO	176	55,828
8540600080	CATHODE-RAY TUBES, NESOI, > 36 CM DIAGONAL DSPLY.	NO	360	25,550
8540714000	MAGNETRONS MICROWAVE TUBES, NESOI	NO	4	6,967
8540720000	KLYSTRON MICROWAVE TUBES	NO	3	47,300
8540790000	MICROWAVE TUBES, NESOI	NO	4	35,455
8540810000	RECIEVER OR AMPLIFIER TUBES	NO	455	27,199
8540890020	GAS AND VAPOR ELECTRON TUBES, NESOI	NO	14	25,860
8540890040	TUBES, NESOI, DIODE, TRIODE, AND TETRODE TYPES	NO	1,556	310,515
8540890060	LIGHT-SENSING TUBES	NO	33	27,781
8540890080	OTHER THERMIONIC, COLD CATHODE OR PHOTOCATHODE TB	NO	8	18,020
8540912000	CATHODE-RAY TUBE DEFLECTION COILS	X		3,293
8540914000	PARTS, NESOI, FOR CATHODE RAY TUBES	X		82,560
8540990000	PARTS, NESOI, FOR ELECTRON TUBES	X		814,679
8541100040	CHIPS, DICE, WAFERS F DIODES EXC PHOTSENSITIVE	NO	2,831,095	3,459,738
8541100050	ZENER DIODES	NO	6,474,281	1,283,609

TABLE 1 - SHIPMENTS OF MERCHANDISE FROM THE UNITED STATES TO PUERTO RICO,
BY COMMODITY:FISCAL YEAR 1989

COMM-CODE	COMMODITY AND UNIT OF QUANTITY		QUANTITY	VALUE-\$
8541100060	MICROWAVE DIODES	NO	823,724	2,114,818
8541100070	SEMICONDUCTOR DIODES NOT PHOTOSENSITIVE =< 0.5 A	NO	4,977,966	1,066,841
8541100080	SEMICONDUCTOR DIODES NOT PHOTOSENSITIVE > 0.5 A	NO	10,983,583	10,466,834
8541210040	CHIPS & WAFERS F TRANSISTORS EX PHOTO, < 1 W	NO	1,716,277	522,617
8541210060	TRANSISTORS OTHER THAN PHOTOSENSITIVE, < 1 W	NO	13,694,525	2,203,900
8541290040	CHIPS & WAFERS F TRANSISTORS EX PHOTO, > 1 W	NO	584,933	827,757
8541290060	TRANSISTORS OTHER THAN PHOTOSENSITIVE > 1 W	NO	6,844,121	2,600,692
8541300040	CHIPS,WAFERS F THYRISTORS, DIAC & TRIAC,EXC PHOTO	NO	549,620	1,099,188
8541300060	THYRISTORS, DIACS & TRIACS, NOT PHOTOSENSITIVE NESOI	NO	8,104,610	3,918,705
8541402000	PHOTOSENSITIVE SEMICONDUCTOR DEVICES, LED'S	NO	18,730,948	2,957,823
8541406010	CHIPS,DICE & WAFERS FOR PHOTOSENSITIVE DIODES	NO	60,007	202,885
8541406020	SOLAR CELLS IN MODULES OR PANELS	NO	3,444	184,273
8541406030	SOLAR CELLS NOT IN PANELS OR MODULES	NO	1,140	100,471
8541406050	PHOTOSENSITIVE DIODES,NESOI	NO	129,325	220,816
8541407040	CHIPS, DICE AND WAFER F PHOTOSENSITIVE TRANSISTORS	NO	6,665	29,570
8541407080	PHOTOSENSITIVE TRANSISTORS	NO	136,006	66,716
8541408000	OPTICAL COUPLED ISOLATORS	NO	387,716	416,452
8541409500	PHOTOSENSITIVE SEMICONDUCTOR DEVICES, NESOI	NO	251,779	168,615
8541500040	CHIP,DICE,WAFER FOR SEMICONDUCTOR DEVICES,NESOI	NO	29,127	951,609
8541500060	SEMICONDUCTOR DEVICES, NESOI	NO	717,370	1,123,138
8541600025	MOUNTED PIEZOELECTRIC CRYSTALS, QUARTZ, <= 20 MHZ	NO	217,372	802,804
8541600060	MOUNTED PIEZOELECTRIC CRYSTALS, QUARTZ, > 20 MHZ	NO	177,938	582,504
8541600080	MOUNTED PIEZOELECTRIC CRYSTALS, EXCEPT QUARTZ	NO	2,338,622	1,495,166
8541900000	PARTS FOR DIODES, TRANSISTORS & SMRL SEMICONDUCTRS	X		1,072,776
8542120000	CARDS INCORP. ELEC. INTEGRATED CRCT (SMART CARDS)	NO	7,048,172	19,171,251
8542134000	MNLTHC INTGR CRCTS DGTL MOS,HGH DEF TV >100000 GTS	NO	1,747,023	2,523,967
8542138005	UN,CHPS,DCE,WFRS DGTL MNLTHC INTGRD CRTS,SLCN(MOS)	NO	432,108	3,119,911
8542138010	CHPS,DCE,WFRS DGTL MNLTHC INTGRD CRTS,NOT SLCN MOS	NO	1,301,171	3,571,830
8542138027	MONOLITHIC INTEGRATED CRCT MOS DRAM <= 300000 BITS	NO	34,821,881	95,800,602
8542138028	MONOLITHIC INTEGRATED CRCT MOS DRAM > 300,000 BITS	NO	9,130,659	65,322,443
8542138043	MONOLITHIC INTEGRATED CRCT MOS SRAM <= 300000 BITS	NO	10,361,310	39,290,494
8542138044	MONOLITHIC INTEGRATED CRCT MOS SRAM > 300,000 BITS	NO	3,057,661	80,478,142
8542138056	MONOLITHIC INTEGRATED CIRCUITS, DIGITAL, (EEPROM)	NO	4,891,824	7,271,322
8542138061	MONOLITHIC INTEGRATED CIRCUITS, DIGITAL, (EPROM)	NO	1,006,894	3,153,805
8542138065	MONOLITHIC INTEGRATED CIRCUITS DIGITAL MOS NESOI	NO	41,675,859	45,135,801
8542138066	MICROPROCESSORS, MOS, DGTL, SLCN, <=8 BIT BUS	NO	989,806	3,932,774
8542138067	MICROPROCESSORS, MOS, DGTL, SLCN, 16 BIT BUS	NO	177,119	1,974,079
8542138068	MICROPROCESSORS, MOS, DGTL, SLCN,>=32 BIT BUS	NO	582,121	73,445,825
8542138072	MONOLITHIC INTEGRATED CIRCUITS DIGITAL (MOS) NESOI	NO	101,948,349	224,764,074
8542138092	MNLTHC IC'S DGTL, MEMORY, EXC SLCN, MOS, NESOI	NO	475,499	1,382,889
8542138096	MNLTHC IC'S DGTL,EXC MEMORY OR SILICON,MOS,NESOI	NO	7,630,486	20,590,966
8542144000	MNLTHC INTGRD CRCTS,DGTL,BPR,HGH DEF TV,>100,000 G	NO	484,352	156,696
8542148001	CHPS,DCE,WFRS DGTL MNLTHC INTGRD CRTS,BPLR,SLCN	NO	290,291	3,551,274
8542148002	CHPS,DCE,WFRS DGTL MNLTHC INTGRD CRTS,BPLR EX SLCN	NO	9,000	738,000
8542148004	MONOLITHIC INTEGRATED CRCTS, DGTL, SILICON (SRAM)	NO	314,458	857,814
8542148007	MNLTHC INTEGDR CRCTS, DGTL, BPR, OTHER MEMORY NESOI	NO	1,051	3,677
8542148011	MONOLITHIC IC'S, EXC MEMORY SLCN, DGTL, BPR (TTL)	NO	7,026,008	2,079,391
8542148012	MONOLITHIC IC'S DGTL, BPR, SLCN, EXC MMRY, (ECL)	NO	1,442,396	1,981,314
8542148017	MNLTHC INTGRD CRCTS,SLCN,DGTL,BPR,EX MEM, NESOI	NO	2,541,347	4,398,057
8542148096	MNLTHC IC'S DGTL, EXC MEMORY OR SLCN, BPLR, NESOI	NO	72,480	139,071
8542194000	MNLTHC IC'S DGTL,CMBN BPLR/MOS,HGH DEF TV>100000G	NO	229,139	739,115
8542198001	CHPS,DCE,WFRS DGTL MNLTHC INTGR CRTS,SLCN,(BIMOS)	NO	1,876	152,808
8542198002	CHPS,DCE,WFRS DGTL MNLTHC INTGRD CRTS,EX SLCN,BIMOS	NO	98,407	269,121
8542198073	MONOLITHIC IC'S DGTL, SLCN, NESOI, (BICMOS) MMRY	NO	1,087,042	6,869,992
8542198078	MNLTHC IC'S DGTL, SLCN, NESOI, (BICMOS) EXCPT MRY	NO	2,918,048	5,166,225
8542198079	MNLTHC IC'S DGTL, SLCN, OTHER THAN BICMOS, NESOI	NO	2,696,813	5,666,143
8542198082	MNLTHC IC'S DGTL, MEMORY, EXC SLCN, NESOI, BIMOS	NO	17,047	35,380
8542198096	MNLTHC IC'S DGTL, EXC MMRY OR SLCN, BIMOS, NESOI	NO	579,339	1,721,070
8542300040	CHPS,DCE,WFRS MONOLITHIC INTEGRATED CIRCUIT,NESOI	NO	2,590,954	2,955,335
8542300060	MONOLITHIC IC'S, NESOI, OPRTG FREQUENCY >= 100MHZ	NO	15,617,056	8,806,561
8542300065	MONOLITHIC IC NESOI, FREQUENCY < 100 MHZ, ANALOG	NO	40,002,838	29,951,954
8542300080	MONOLITHIC IC NESOI,FREQ < 100MHZ,MIXED SGNL,LOGIC	NO	3,689,783	1,968,217
8542300090	MONOLITHIC IC NESOI,FREQ < 100MHZ, MIX SGNL,NESOI	NO	24,594,769	16,185,072
8542400075	HYBRID INTEGRATED CIRCUITS,WITH FREQUENCY >=30 MHZ	NO	43,245	283,801
8542400095	HYBRID INTEGRATED CIRCUITS, NESOI	NO	705,341	5,377,097
8542500000	ELECTRONIC MICROASSEMBLIES	NO	10,751,735	28,087,458
8542900000	ELECTRONIC INTEGRATED CIRCUITS AND MCRSSMBLS PARTS	X		23,472,134
8543110000	PARTICLE ACCELERATORS,ION IMPLANTERS FOR SMCNDCTRS	NO	5	2,913,461
8543190000	PARTICLE ACCELERATORS, NESOI	NO	2	462,500
8543200000	SIGNAL GENERATORS	NO	209	453,054

TABLE 1 - SHIPMENTS OF MERCHANDISE FROM THE UNITED STATES TO PUERTO RICO,
BY COMMODITY:FISCAL YEAR 1999

COMM-CODE	COMMODITY AND UNIT OF QUANTITY		QUANTITY	VALUE-\$
8543300000	ELECTROPLATING, ELECTROPHORESIS AND ELECTROLYSIS M	X		49,763
8543400000	ELECTRIC FENCE ENERGIZERS	NO	332	29,828
8543810000	PROXIMITY CARDS AND TAGS	X		340,468
8543894000	ELECTRIC SYNCHROS & TRANSDUCERS, FLIGHT DATA RECORD	X		479,172
8543896000	ARTICLE DESIGNED FOR CONNECTION TO TELEGRP OR TELPH	X		530,228
8543897000	ELECTRIC LUMINESCENT LAMPS	NO	78,885	67,162
8543898000	MICROWAVE AMPLIFIERS	NO	13	54,067
8543898500	ELECTRICAL MACHINES FOR ELECTRICAL NERVE STIMULATN	NO	1,087	184,480
8543899620	RESISTOR/CAPACITOR NETWORKS	NO	25,733	135,200
8543899660	AMPLIFIERS, NESOI	NO	317	185,539
8543899690	ELECTRICAL MACHINES AND APPARATUS, NESOI	X		9,522,282
8543908040	PARTS FOR PARTICLE ACCELERATORS	X		238,148
8543908500	PARTS, NESOI, FOR ELECTRICAL MACHINES, NESOI	X		3,384,238
8544110020	INSULATED WINDING WIRE, COPPER, 33AWG (18 MM) & FINER	KG	224,977	679,751
8544110030	INSULATED WINDING WIRE, COPPER, 22AWG & FNR BUT > 33AWG	KG	75,432	381,559
8544110050	OTHER INSULATED WINDING WIRE MADE OF COPPER	KG	858,165	2,863,397
8544190000	INSULATED WINDING WIRE, NESOI	KG	173,830	1,543,360
8544200000	INSULATED COAXIAL CABLE AND COAXIAL ELECTRICAL CDT	KG	596,768	19,516,764
8544300000	INSULATED WIRING SETS FOR VEHICLES SHIPS AIRCRAFT	X		695,309
8544410000	INSULATED ELECTRIC CONDUCTORS =< 80 V WITH CNTRS	X		8,433,052
8544490000	INSULATED ELECTRIC CONDUCTORS =< 80 V NESOI	KG	2,535,788	15,134,945
8544510000	ELECTRICAL CONDUCTORS > 80 BUT =< 1000V W CNTRS	X		12,479,279
8544592040	INSULATED ELECTRIC CONDUCTORS > 600 V OF COPPER	KG	87,535	299,860
8544592080	INSULATED ELECTRIC CONDUCTORS NESOI OF COPPER	KG	4,384,113	48,931,591
8544594000	INSULATED ELECTRIC CONDUCTORS > 80 BUT =< 1000 NESOI	KG	642,797	2,088,925
8544602000	INSULATED ELECTRIC CONDUCTORS > 1000 V WITH CNTRS	X		11,050
8544604000	INSULATED ELECTRIC CONDUCTORS > 1000 V, NESOI, CU	KG	107,532	833,136
8544606000	INSULATED ELECTRIC CONDUCTORS > 1000 V, NESOI	KG	37,898	152,689
8544700000	INSULATED OPTICAL FIBER CABLES WITH INDVLY SH FBR	FEM	41,685,841	5,782,148
8545190000	CARBON ELECTRODES, NESOI	KG	97	94,490
8545200000	ELECTRICAL CARBON OR GRAPHITE BRUSHES	KG	30,900	207,148
8545900000	ELECTRICAL CARBON OR GRAPHITE ARTICLES, NESOI	KG	107,456	1,776,567
8546100000	ELECTRICAL INSULATORS OF GLASS	NO	12,780	70,209
8546200030	ELECTRICAL INSULATORS, SPSSN PIN-TYPE OR LINE POST	NO	17,997	61,459
8546200060	ELECTRICAL INSULATORS, CERAMIC, NESOI, HGH-V, L-FY	NO	2,285	27,465
8546200090	ELECTRICAL INSULATORS, CERAMIC, NSPF.	NO	240,861	132,870
8546900000	ELECTRICAL INSULATORS, NESOI	NO	8,385,672	884,396
8547100000	INSULATING FITTINGS OF CERAMICS FOR ELECTRICAL MOH	NO	10,761	242,294
8547200000	INSULATING FITTINGS FOR MACHINES MADE OF PLASTIC	NO	2,222,793	1,606,623
8547900010	INSULATING FITTINGS FOR MACHINES NESOI	NO	79,298	269,339
8547900020	ELECTRICAL CONDUIT LINED WITH INSULATION, TUBING	KG	1,702,755	1,794,353
8547900030	ELECTRICAL CONDUIT LINED WITH INSULATION, JNTS THD	KG	14	8,544
8547900040	ELECTRICAL CONDUIT LINED WITH INSULATION, JS NESOI	KG	257,934	879,065
8548100540	SPENT LEAD-ACID STRGE BATTERIES FOR RECVRY OF LEAD	NO	46,947	255,907
8548100580	SPNT PRMRY/ELECT STRGE BATTR FOR RECVRY LEAD, NESOI	NO	3,601	28,225
8548101500	SPENT PRIMARY CELLS, BATTR, ELEC STRGE BATTR, NESOI	KG	7,408	37,027
8548103500	PRIMARY CELL/BATTERY WASTE, NOT FR RECOVERY OF LEAD	KG	7,222	210,933
8548900000	ELECTRICAL PARTS OF MACHINERY NESOI IN CHAPTER 85	X		87,230,658
VEHICLES, AIRCRAFT, VESSELS AND ASSOCIATED TRANSPORT EQUIPMENT..... TOTAL				1,855,489,262
RAILWAY OR TRAMWAY LOCOMOTIVES, ROLLING STOCK AND PARTS THEREOF; RAILWAY OR TRAMWAY TRACK FIXTURES AND FITTINGS AND PARTS THEREOF; MECHANICAL (INCLUDING ELECTROMECHANICAL) TRAFFIC SIGNALING EQUIPMENT OF ALL KINDS..... TOTAL				1,655,556
8601100000	RAIL LOCOS POWERED FROM EXTERNAL SOURCE ELECTRICITY	NO	1	50,000
8603900000	SELF-PROPELLED RAILWAY OR TRAMWAY COACHES, NESOI	NO	8	242,200
8605000000	RAILWAY, TRAMWAY PASSENGR COACHES, NOT SELF-PROPELLED	NO	2	185,448
8606100000	RAILWAY OR TRAMWAY TANK CARS NOT SELF-PROPELLED	NO	2	100,000
8606990000	OTHER RLWY, TRMWAY FREIGHT CARS, NOT SELF-PRPL, NESOI	NO	1	3,500
8607110000	TRUCK ASSEMBLS FOR SELF-PROPELLED RAILWAY VEHICLES	X		155,000
8607120000	TRUCK ASSEMBLIES, FOR RAILWAY ROLLING STOCK NESOI	X		13,521
8607190600	PARTS OF AXLES FOR RAILWAY LOCOS OR ROLLING STOCK	KG	19,437	57,959
8607193000	PARTS OF TRUCK ASSEMBLS OF VEHCLS OF HDG 8605-8606	X		34,876
8607199000	PARTS OF TRUCK ASSEMBLIES, NESOI	X		202,465

TABLE 1 - SHIPMENTS OF MERCHANDISE FROM THE UNITED STATES TO PUERTO RICO,
BY COMMODITY-FISCAL YEAR 1989

COMM-CODE	COMMODITY AND UNIT OF QUANTITY		QUANTITY	VALUE-\$
8607211000	AIR BRAKES & PARTS FOR VEHICLES OF HDG 8605 OR 8606	X		76,900
8607291000	BRAKES & PARTS, FOR VEHICLES OF HDG 8605-8606, NESOI	X		248,900
8607295000	OTHER BRAKES & PARTS FOR RAILWAY VEHICLES, NESOI	X		10,000
8607301000	HOOKS & OTHER COUPLINGS, BUFFERS, FOR 8605 OR 8606	X		10,073
8607910000	OTHER PARTS OF LOCOMOTIVES, NESOI	X		38,140
8607995000	PARTS, NESOI, OF RAILWAY ROLLING STOCK, NESOI	X		49,272
8608000000	RAILWAY TRK FIXTRS; MECH SIGNLNG, SAFTY, ETC; PARTS	X		11,097
8609000000	CONTAINERS FOR ONE OR MORE MODES OF TRANSPORT	X		169,205
	VEHICLES, OTHER THAN RAILWAY OR TRAMWAY ROLLING STOCK, AND PARTS AND ACCESSORIES THEREOF.....		TOTAL	1,788,276,048
8701100000	TRACTORS, PEDESTRIAN CONTROLLED	NO	2	123,500
8701200015	TRACTORS, ROAD, SEMI-TRL, GVW <=36,287 KG, GAS OR DSL	NO	108	5,268,091
8701200045	TRACTORS, ROAD, SEMI-TRL, GVW >=36,287 KG, GAS OR DSL	NO	202	13,587,663
8701200080	ROAD TRACTORS, SEMI-TRAILER, USED, GAS OR DIESEL	NO	376	9,641,170
8701300015	TRACK-LAYING TRACTORS, NEW, ENG OF 93.3KW (125 HP)	NO	36	1,607,577
8701300030	TRACK-LAYING TRACTORS, NEW, ENG OF 93.3KW, LES 118.4KW	NO	4	400,638
8701300045	TRACK-LAYING TRACTORS, NEW, ENG OF 119.4, LES 194KW	NO	6	962,959
8701300060	TRACK-LAYING TRACTORS, NEW, ENG OF 194KW, LES 257.4KW	NO	4	1,278,421
8701300090	TRACK-LAYING TRACTORS, USED, OTHER THAN 8709	NO	1	185,000
8701901001	LOG SKIDDERS SUITABLE FOR AGRICULTURAL USE	NO	6	11,636
8701901005	TRACTS, AGRICULT USE, NEW PTO OF LESS 14.9 KW	NO	5	26,500
8701901015	TRACTS, AGRICULT USE, NEW, PTO => 22.4KW BUT < 29.8KW	NO	6	32,420
8701901030	TRACTS, AGRICULT USE, NEW, PTO => 29.8KW BUT < 44.8KW, NESOI	NO	11	170,037
8701901035	TRACTS, AGRICULT USE, NEW, PTO => 44.8KW BUT < 59.7KW, NESOI	NO	12	170,137
8701901040	TRACTS, AGRICULT USE, NEW, PTO => 59.7KW BUT < 74.6KW, NESOI	NO	6	618,563
8701901045	TRACTS, AGRICULT USE, NEW, PTO => 74.6KW BUT < 89.5KW, NESOI	NO	13	179,806
8701901070	TRACTS, AGRICULT USE, NEW, EXC TRACK-LAYING AND PTO TYPE	NO	146	2,317,306
8701901090	TRACTS, AGRICULT USE, USED, EXC TRACK-LAYING TYPE	NO	12	352,999
8701905015	TRACTS, WITH NT ENG LES THAN 223.8KW, NESOI	NO	9	36,581
8701905020	TRACTS, WITH NT ENG PWR => 223.8KW BUT < 373 KW, NESOI	NO	1	5,000
8701905025	TRACTS, WITH NT ENG PWR OF 373 KW OR MORE, NESOI	NO	32	215,906
8702100000	PASSENGER MOTOR VEHICLE COMPR-IGNITION INTR COMB PIST(DISL)	NO	108	10,525,456
8702900000	PUBLIC-TRANSPORT TYPE PASSENGER VEHICLE, NESOI	NO	207	5,228,535
8703101000	VEHICLES DESIGNED FOR TRAVELING ON SNOW	NO	355	3,704,198
8703105030	MOTORIZED GOLF CARTS FOR THE TRANSPORT OF PERSONS	NO	699	731,312
8703105060	VEHICLE FOR TRANSPORT OF PERSONS, EXC SNOW & GOLF CARTS	NO	277	3,104,412
8703210000	PASS MOTOR VEHICLE, SPARK IGN ENG, NOT OV 1,000 CC	NO	8	72,330
8703220000	PASS MOTOR VEHICLE, SPARK IGN ENG, > 1000CC BUT <= 1500CC	NO	273	5,729,404
8703230010	MOTOR HOMES, SPARK IGN, NEW, >= 1500CC AND <= 3000CC DSPL	NO	14	255,600
8703230020	VEHICLES, NESOI, NEW, ENG EXC 1,500, EXC 3,000CC <= 4 CYL	NO	12,519	188,911,473
8703230060	VEHICLES, NESOI, NEW, ENG EXC > 1500 <= 3000CC, > 4 <= 6 CYL	NO	9,043	145,344,264
8703230075	VEHICLES, NESOI, NEW, ENG > 1500, <= 3000CC, > 6 CYLINDER	NO	1	58,264
8703230090	VEHICLES, NESOI, USED, ENG EXC 1500, NOT EXC 3000 CC	NO	24,709	277,524,937
8703240010	AMBULANCES, HEARSEs, PRISON VANS, NEW, > 3000 CC	NO	25	891,587
8703240050	PASS VEHICLE, SPARK IGN, NESOI, NEW, > 3000 CC & <= 4 CYL	NO	12	614,946
8703240060	PASS VEHICLE, SPARK IGN, NESOI, NEW, >= 3000 CC, 6 CYL	NO	10,255	179,748,946
8703240075	PASS VEHICLE, SPARK IGN, NESOI, NEW, > 3000 CC & > 6 CYLINDER	NO	4,562	102,513,654
8703240090	PASS MOTOR VEHICLE, SPARK IGN, OVER 3000 CC, USED	NO	35	802,313
8703310000	PASS MOTOR VEHICLE, DIESEL ENG, NOT OV 1500 CC	NO	9	134,920
8703320010	PASS VEHICLE, DIESEL ENG, OV 1500 BT NT OV 2500 CC, NEW	NO	495	10,027,940
8703320050	PASS VEHICLE, DIESEL ENG, OV 1500 BT NT OV 2500 CC, USED	NO	3,089	33,774,716
8703330010	AMBULANCES, HEARSEs, PRISON VANS OVER 2500CC NEW	NO	5	179,600
8703330085	PASS MOTOR VEHICLE, DIESEL ENG, OVER 2500 CC, USED	NO	18	280,601
8703900000	PASSENGER MOTOR VEHICLES, NESOI	NO	86	261,475
8704101000	CAB CHASSIS, DUMPERS DESIGNED FOR OFF-HIGHWAY USE	NO	237	13,107,165
8704105020	MOTOR VEHICLE, REAR DUMP, 40.8 METRIC TONS OR LESS	NO	16	2,029,160
8704105030	MOTOR VEHICLE, REAR DUMP => 40.8 BUT < 63.5 METRIC TONS	NO	9	304,482
8704105040	MOTOR VEHICLE, REAR DUMP, >= 63.5 BUT < 90.7 METRIC TONS	NO	3	174,500
8704105050	MOTOR VEHICLE, REAR DUMP, EXCEED 90.7 METRIC TONS	NO	3	101,768
8704105060	MOTOR VEHICLE DUMPERS FOR OFF-HIGHWAY USE, EXC REAR DUMP	NO	30	416,414
8704210000	TRUCKS, NESOI, DIESEL ENG, GVW 5 METRIC TONS & UND	NO	242	6,866,418
8704225010	TRUCK, DIESEL ENG, GVW > 5 BUT <= 9 M TONS	NO	788	21,427,812
8704225030	TRUCK, DIESEL ENG, GVW > 9 BUT <= 12 M TONS	NO	3	78,350
8704225050	TRUCK, DIESEL ENG, GVW > 12 BUT <= 15 METRIC TONS	NO	85	3,238,168
8704225090	TRUCK, DIESEL ENG, GVW > 15 BUT <= 20 METRIC TONS	NO	38	1,476,314
8704230000	TRUCK, DIESEL ENG, GVW > 20 METRIC TONS	NO	1	51,712
8704310020	TRUCK, SPARK IGN ENG, GVW <= 2.5 METRIC TONS	NO	5,314	71,155,837

TABLE 1 - SHIPMENTS OF MERCHANDISE FROM THE UNITED STATES TO PUERTO RICO,
BY COMMODITY:FISCAL YEAR 1999

COMM-CODE	COMMODITY AND UNIT OF QUANTITY		QUANTITY	VALUE-\$
8704310040	TRUCK, SPRK IGN ENG, GVW >2.5 BUT =< 5 M TONS	NO	8,452	134,105,283
8704320010	TRUCK, SPRK IGN ENG, GVW >5 BUT =<9 METRIC TONS	NO	264	5,702,488
8704320040	TRUCK, SPRK IGN ENG, GVW >15 BUT =<20 METRIC TONS	NO	1	10,500
8704320050	TRUCK, SPRK IGN ENG, GVW EXCEEDING 20 METRIC TONS	NO	2	15,000
8704900000	TRUCKS, NESOI	NO	331	8,968,545
8705100010	MOBILE CRANES, CABLE OPERATED	NO	17	2,088,584
8705100050	MOBILE CRANES, NESOI	NO	49	7,554,581
8705200000	MOBILE DRILLING DERRICKS	NO	3	328,355
8705300000	FIRE FIGHTING VEHICLES	NO	1	200,000
8705400000	CONCRETE MIXERS, SPECIAL PURPOSE VEHICLE	NO	208	13,527,160
8705900000	SPECIAL PURPOSE VEHICLES, NESOI	NO	821	29,007,860
8706001020	CHASSIS FITTED WITH ENG FOR VEH OF SUBHD 8701.20	NO	17	63,070
8706001040	CHASSIS FITTED WITH ENGINES FOR VEH OF HEAD 8702	NO	20	248,064
8706001520	PASSNGR AUTO CHASSIS FITTED WITH ENG HEAD 8703	NO	16	119,131
8706001540	CHASSIS FITTED WITH ENGINES FOR VEH,NESOI,HEAD8703	NO	8	47,913
8706002500	CHASSIS FITTED WITH ENGINES FOR VEH, HEAD 8705	NO	10	94,360
8706009000	CHASSIS FITTED WITH ENGINES,VEH,NESOI,HD,8701,8705	NO	131	1,451,348
8707100020	BODIES FOR PASSENGER AUTOS OF HEADING 8703	NO	109,740	289,173,342
8707100040	BODIES FOR VEHICLES, NESOI, OF HEADING 8703	NO	3,645	797,437
8707905020	BODIES FOR VEHICLES OF SUBHDG 8701.20	NO	2	18,821
8707905040	BODIES FOR VEHICLES OF HEADING 8702	NO	48	36,820
8707905060	BODIES FOR VEHICLES OF HEADING 8704	NO	8,909	1,385,737
8707905080	BODIES FOR VEHICLES OF HEADING 8705	NO	20,368	42,522
8707908500	BODIES (INCLUDING CABS) FOR VEHICLES,NESOI	NO	47,698	834,621
8708100010	STAMPINGS OF BUMPERS AND PARTS, HEAD 8701 TO 8705	X		389,204
8708100050	BUMPERS AND PARTS, NESOI, OF HEADINGS 8701 TO 8705	X		12,792,199
8708210000	SAFETY SEAT BELTS AND PARTS OF 8701 TO 8705	KG	6,863	83,408
8708290010	STAMPINGS OF BODIES OF 8701 TO 8705	X		1,282,121
8708295025	TRUCK CAPS	NO	459	93,245
8708295070	PTS AND ACCESSORIES,NESOI,OF BODIES HDG 8701,8705	X		15,484,058
8708310000	MOUNTED BRAKE LININGS OF MOTOR VEH OF HD,8701,8705	X		217,102
8708390000	BRAKES AND SERVO-BRAKES,PARTS, OF 8701,8705	X		5,482,533
8708401000	GEAR BOXES,PARTS,SUBHD8701.20,HDG8702 OR 8704	NO	12,120	156,426
8708402000	GEAR BOXES AND PARTS FOR VEHICLES OF HEADING 8703	NO	9,851	212,508
8708408000	GEAR BOXES FOR VEHICLES,NESOI,OF 8701 TO 8705	X		133,542
8708500010	DRIVE AXLES WITH DIFFERNTL FOR TRACTORS	X		29,696
8708500050	DRIVE AXLES WITH DIFFERNTL FOR VEHICLES,NESOI	X		256,041
8708600050	NON-DRIVING AXLES AND PARTS FOR VEHICLES,NESOI	X		118,197
8708700010	ROAD WHEELS AND PARTS AND ACCESSORIES FOR TRACTORS	X		103,425
8708700050	ROAD WHEELS AND PRTS FOR VEH NESOI,OF 8701,8705	X		1,886,653
8708801000	SUSPENSION SHOCK ABSORBERS FOR TRACTORS FOR AG USE	X		152,912
8708805000	SUSPENSION SHOCK ABSORBERS FOR VEHICLES, NESOI	X		2,552,796
8708915000	RADIATORS FOR VEHICLES, NESOI	NO	20,406	481,620
8708921000	MUFFLERS AND EXHAUST PIPES FOR TRACTORS FOR AGR	X		10,108
8708925000	MUFFLERS AND EXHAUST PIPES FOR VEHICLES, NESOI	X		628,624
8708935000	CLUTCHES AND PARTS FOR VEHICLES, NESOI	X		760,084
8708941000	STEERING WHEELS,STEERING COLUMNS AND STEERING BOXS	X		3,000
8708945000	STEERING WHEELS,STEERING COLUMNS,STEERING BOXES,VE	X		298,938
8708990010	PARTS AND ACCESSORIES NESOI,FOR TRACTORS NESOI	X		8,318,050
8708995800	DOUBLE FLANGED WHEEL HUB UNITS INC BALL BEARINGS	NO	1,050	95,638
8708996100	AIRBAGS FOR MOTOR VEHICLES OF HEADING 8701 TO 8705	X		133,149
8708998015	DOUBLE FLANGED WHEEL HUB UNITS NOT INC BALL BEARIN	NO	1	3,568
8708998030	SLIDE-IN CAMPERS FOR MOTOR VEHICLES	NO	1	8,000
8708998075	PARTS AND ACCESSORIES FOR VHCLS 8701 TO 8705, NESOI	X		15,803,841
8709110030	WORKS TRUCKS,ELEC, OPERATOR RIDING W/O LIFT EQUIP	NO	4	21,150
8709110060	VEHICLES,SEL-PROPLD, NOT FTD WTH LIFTNG,HANDLG EQ	NO	1,139	31,498,112
8709190030	WORKS TRUCKS, EXC ELEC, OPERATOR RIDE,W/O LIFT EQP	NO	438	9,046,324
8709190060	WORKS TRUCKS,EXC ELEC,EXC OP RIDE,W/O LIFT EQP	NO	120	2,696,400
8709900000	PARTS FOR WORKS TRUCKS W/O LIFT EQUIP	KG	150,415	300,506
8711100000	MOTORCYCLES (INCL MOPEDS),PIST,ENG,CYL,NOT,EXC 50CC	NO	249	704,468
8711200000	MOTORCYCLES (INCLUDING MOPEDS),CYCL,EXC50CC,NT250C	NO	154	461,883
8711300000	MOTORCYCLES (INCLUDING MOPEDS),CYCL,EXC250CC,NT500	NO	48	267,684
8711400000	MOTORCYCLES,CYCL,EXC500,NT800CC	NO	33	129,396
8711500000	MOTORCYCLES, CYCL,EXCD 800 CC	NO	43	299,228
8711900000	MOTORCYCLES (INCLUDING MOPEDS), NESOI	NO	259	568,696
8712001070	BICYCLES HAVING BOTH WHEELS <= 63.25 CM DIAMETER	NO	9,654	352,612
8712002600	BICYCLES HAVING BOTH WHEELS > 63.25 CM DIAMETER	NO	1,899	138,119
8712006000	BICYCLES AND CYCLES NESOI (INCL DEL TRICYCL)	NO	14,034	1,427,739
8713100000	INVALID CARRIAGES, NOT MECHANICALLY PROPELLED	NO	407	193,123
8713900000	INVALID CARRIAGES, NESOI	NO	291	716,898

TABLE 1 - SHIPMENTS OF MERCHANDISE FROM THE UNITED STATES TO PUERTO RICO,
BY COMMODITY:FISCAL YEAR 1999

COMM-CODE	COMMODITY AND UNIT OF QUANTITY	QUANTITY	VALUE-\$
8714110000	SADDLES AND SEATS OF MOTORCYCLES	KG 151	7,080
8714190000	PARTS, NESOI, OF MOTORCYCLES	KG 7,047	226,218
8714200000	PARTS AND ACCESSORIES OF INVALID CARRIAGES	KG 28,300	372,750
8714910000	FRAMES AND FORKS, AND PRTS OF HEAD 8711 TO 8713	KG 823	23,141
8714920000	WHEEL RIMS AND SPOKES, NESOI, OF VEH, HED, 8711, 8713	KG 311	6,076
8714930000	HUBS, OTHER THAN COSTER BRAKN HUBS, HB BRKS, SPK, WHLS	KG 454	7,045
8714940000	BRAKES, INCL COASTER BRKNG HUBS, HUB BRKS, PRTS, NES	KG 384	24,156
8714990000	PARTS AND ACCESSORIES NESOI OF VEH, OF 8711, 8713	KG 142,106	958,467
8715000020	BABY CARRIAGES (INCLUDING STROLLERS)	NO 3,785	181,583
8716100030	TRAILERS AND SEMI-TRAILERS FOR HOUSING LES 10.6M	NO 51	1,116,346
8716100075	TRAILERS AND SEMI-TRAILERS FOR HOUSING 10.6M, MORE	NO 571	6,957,368
8716200000	SELF-LOADING OR SELF-UNLOADING TRAILERS, SEMI-TRAIL	NO 4	77,816
8716310000	TANKER TRAILERS AND TANKER SEMI-TRAILERS, NESOI	NO 98	5,054,828
8716390010	TRAILERS AND SEMI-TRAILERS, NESOI, FOR AGRICULTURAL	NO 14	204,470
8716390020	TRAILERS AND SEMI-TR, NESOI, FOR VEH OF HEAD 8709	NO 38	321,315
8716390030	TRAILERS AND SEMI-TR, NESOI, FOR VEH OF HD 8703	NO 8	196,500
8716390040	TRAILERS AND SEMI-TRAILERS, NESOI, VAN TYPE, NESOI	NO 16	233,784
8716390050	TRAILERS AND SEMI-TRAILERS, NESOI, PLATFORM TYPE	NO 154	1,939,589
8716390060	TRAILERS AND SEMI-TRAILERS, NESOI, TRANPRT GOODS	NO 27	935,259
8716400000	TRAILERS AND SEMI-TRAILERS, NESOI	NO 3,759	28,318,994
8716805010	INDUSTRIAL HAND TRUCKS	NO 673	360,724
8716805070	VEHICLES NOT MECHANICALLY PROPELLED, NESOI	NO 13,645	1,834,533
8716900000	PARTS, NESOI, OF TRAILERS, SEMI-TRAILERS, VEH NESOI	KG 177,824	333,944
AIRCRAFT, SPACECRAFT, AND PARTS			
THEREOF..... TOTAL			48,742,714
8801100030	HANG GLIDERS	NO 4	33,501
8801100060	GLIDERS; EXCLUDING HANG GLIDERS	NO 3	96,493
8801900000	BALLOONS, DIRIGIBLES & OTHER NON-POWERED AIRCRAFT	X	22,147
8802300040	NEW TURBOFAN PLANES, NON-MILITARY, >4536 & <=15000KG	NO 1	4,750,000
8802300080	USED/REBUILT AIRCRAFT, NON-MILITARY >2000 & <=15000KG	NO 1	7,350,000
8803100010	PROPELLERS & ROTORS & PRTS THEREOF FOR CIVIL AIRCRAFT	KG 4,805	829,880
8803100050	PROPELLERS & ROTORS & PRTS THEREOF FOR MILITARY AIRCFT	KG 3,711	104,095
8803200010	UNDERCARRIAGES & PARTS FOR USE IN CIVIL AIRCRAFT	KG 395	37,500
8803200050	UNDERCARRIAGES & PARTS THEREOF FOR MILITARY AIRCFT	KG 18,908	235,700
8803300010	OTHER PARTS, NESOI, OF CIVIL AIRPLANES/HELICOPTERS	KG 65,662	23,776,213
8803300050	OTHER PARTS, NESOI, OF MILITARY AIRPLANES/HELICOPTRS	KG 11,761	10,484,104
8803903000	PARTS OF COMMUNICATIONS SATELLITES	KG 281	172,956
8803909010	OTH PRTS, NESOI, FOR CIVIL AIRCRAFT, & NON-POWRD AIRCFT	KG 1,815	145,813
8803909050	OTHER PARTS, NESOI, FOR OTHR MILITARY AIR & SPACECRAFT	KG 508	373,442
8804000000	PARACHUTES (ALSO DIRIGIBLE CHUTES) & ROTOCHUTES & PRTS	KG 62	23,878
8805100000	AIRCRAFT LAUNCHING GEAR, DECK-ARRESTOR, ETC. & PARTS	KG 49,896	186,502
8805200000	GROUND FLYING TRAINERS AND PARTS THEREOF	KG 11,585	120,510
SHIPS, BOATS AND FLOATING STRUCTURES..... TOTAL			16,814,944
8903100000	INFLATABLE YACHTS, VESSELS, FOR PLES, SPORTS	NO 77	131,921
8903910025	SAILBOATS, WITH AUXIL, MOTR, NT EX 9.2M, LENGTH	NO 4	144,107
8903910045	SAILBOATS, WITH/WITHOUT, AUXIL MOTR NESOI	NO 9	35,697
8903910060	SAILBOATS WITHOUT AUXIL MT NESOI	NO 2	276,880
8903920015	MOTORBOATS INBOARD/OUTDRIVE POWRD, NT EXC, 6.5M LENGTH	NO 24	436,798
8903920025	MOTORBOATS INBOARD/OUTDRIVE POWRD, EXCEED 6.5M LNTH	NO 35	1,021,691
8903920050	INBOARD POWERED MOTORBOATS, NOT EXC, 8M LENGTH	NO 4	137,070
8903920075	INBOARD POWERED MOTORBOATS, EXCED 8M LENGTH	NO 3	226,616
8903991000	ROW BOATS AND CANOES, DESIGNED FOR MOTORS OR SAILS	NO 5	56,742
8903992000	OUTBOARD MOTORBOATS	NO 28	203,712
8903999000	YACHTS & OTH VESSELS FOR PLEASURE OR SPORTS, NESOI	NO 640	11,804,468
8905100000	DREDGERS	NO 70	340,232
8905901000	FLOATING DOCKS	T 20	6,000
8905905000	VESSELS, NESOI	NO 10	42,057
8906009090	VESSELS, NESOI, LIFEBOATS	X	6,226
8907100000	INFLATABLE RAFTS	NO 2,038	48,533
8907900030	BUOYS	X	307,683
8907900060	TANKS	X	1,336,743
8907900090	FLOATING STRUCTURES NESOI	X	251,768

TABLE 1 - SHIPMENTS OF MERCHANDISE FROM THE UNITED STATES TO PUERTO RICO,
BY COMMODITY:FISCAL YEAR 1999

COMM-CODE	COMMODITY AND UNIT OF QUANTITY	QUANTITY	VALUE-\$
	OPTICAL,PHOTOGRAPHIC,CINEMATOGRAPHIC, MEASURING,CHECKING,PRECISION,MEDICAL OR SURGICAL INSTRUMENTS AND APPARATUS; CLOCKS AND WATCHES; MUSICAL INSTRUMENTS; PARTS AND ACCESSORIES THEREOF..... TOTAL		634,152,656
	OPTICAL,PHOTOGRAPHIC,CINEMATOGRAPHIC, MEASURING,CHECKING,PRECISION,MEDICAL OR SURGICAL INSTRUMENTS AND APPARATUS; PARTS AND ACCESSORIES THEREOF..... TOTAL		619,792,230
9001100000	OPTICAL FIBERS, OPTICAL FIBER BUNDLES AND CABLES E	FBM	54,863
9001200000	SHEETS AND PLATES OF POLARIZING MATERIAL	KG	259
9001300000	CONTACT LENSES	PRS	347,011
9001400000	SPECTACLE LENSES OF GLASS, UNMOUNTED	PRS	38,900
9001500000	SPECTACLE LENSES OF OTHER MATERIALS, UNMOUNTED	PRS	542,548
9001901000	LENSES, PRISMS, AND MIRRORS, UNMOUNTED, NESOI	X	208,486
9001907000	OPTICAL ELEMENTS OF ANY MATERIAL, UNMOUNTED, NESOI	X	1,013,321
9002114000	LENSES AND PARTS FOR PROJECTION	NO	1,876
9002118000	MOUNTED LENSES FOR CLOSED-CIRCUIT TV CAMERAS	NO	1,188
9002119000	LENSES FOR CAMERAS, PHOTOGRAPHIC ENLARGERS, NESOI	X	310,230
9002190000	OBJECTIVE LENSES AND PARTS, NESOI	X	44,048
9002204000	FILTERS AND PARTS FOR PHOTOGRAPHIC USE	X	47,182
9002208000	FILTERS AND PARTS EXCEPT PHOTOGRAPHIC	X	241,214
9002900000	PRISM, MIRRORS, MOUNTED & PARTS & ACCESSORIE, NESOI	X	281,779
9003110000	FRAMES AND MOUNTINGS OF PLASTICS	DOZ	1,736
9003190000	FRAMES AND MOUNTINGS OF OTHER MATERIALS	DOZ	4,488
9003900000	PARTS FOR FRAMES AND MOUNTINGS, SPECTACLES, ETC	X	480,702
9004100000	SUNGLASSES	DOZ	27,560
9004900000	SPECTACLES, ETC, CORRECTIVE, PROTECTIVE, NESOI	DOZ	9,332
9005100020	PRISM BINOCULARS FOR USE WITH INFRARED LIGHT	NO	19
9005100040	PRISM BINOCULARS NESOI	NO	384
9005100080	BINOCULARS, NESOI	NO	603
9005804040	OPTICAL TELESCOPES, NESOI	NO	896
9005806000	ASTRONOMICAL INSTRUMENTS AND MOUNTING, NESOI	NO	7
9005900000	BINOCULARS, OTHER OPTICAL TELESCOPES PARTS	X	105,100
9006100000	CAMERAS USE IN PREPARING PRINTING PLATES/CYLINDERS	NO	39
9006200000	CAMERAS USED FOR RECORDING DOCUMENTS ON MICROFILM	NO	105
9006300000	CAMERAS FOR UNDERWATER, AERIAL SURVEY, MEDICAL ETC	NO	45
9006400000	INSTANT PRINT CAMERAS	NO	236
9006510000	CAMERAS W LENS VIEWFINDER, FOR FILM WIDTH <=35 MM	NO	2,830
9006520000	PHOTO CAMERAS FOR ROLL FILM OF A WIDTH LESS 35 MM	NO	11
9006530000	PHOTO CAMERAS FOR ROLL FILM OF A WIDTH OF 35 MM	NO	7,093
9006590000	PHOTOGRAPHIC (OTHER THAN CINEMATOGRAPHIC) CAMERAS,	NO	614
9006610000	PHOTO DISCHARGE LAMP (ELECTRONIC) FLASHLIGHT APPRTS	NO	44
9006690000	PHOTOGRAPHIC FLASHLIGHT APPARATUS& FLASHBULB NESOI	X	486,441
9006810000	PARTS AND ACCESSORIES FOR PHOTOGRAPHIC CAMERAS	X	911,755
9006990000	PTS, PHOTOGRAPHIC FLASHLIGHT EXC OF HEADING 8539,	X	185,018
9007110000	CINEMA CAMERAS FOR FILM < 16MM WIDTH,DOUBLE 8MM FL	NO	108
9007190080	OTHER CINEMATOGRAPHIC CAMERAS, OVER 16 MM	NO	90
9007208050	PROJECTORS FOR FILM OVER 16 MM IN WIDTH	NO	22
9007910000	PARTS AND ACCESSORIES FOR CAMERAS	X	456,711
9007920000	PARTS AND ACCESSORIES FOR PROJECTORS	X	239,404
9008100000	SLIDE PROJECTORS	NO	3
9008204000	MICROFILM/OTH READERS CAPABLE OF PRODUCING COPIES	NO	152
9008208000	MICROFILM READERS NOT CAPABLE OF PRODUCING COPIES	NO	198
9008300000	IMAGE PROJECTORS, OTHER THAN CINEMATOGRAPHIC	NO	1,441
9008400000	PHOTOGRAPHIC EXC CINEMATOGRAPHIC ENLARGERS&REDUCER	NO	11
9008900000	PTS, OF IMAGE PROJECTOR,ENLARGER&REDUCER EXC CINEM	X	313,963
9009110000	ELECTROSTATIC PHOTOCOPYING IMAGE DIRECTLY ON COPY	NO	4,836
9009120000	ELECTROSTATIC PHOTOCOPYING IMAGE, INDIRECT PROCESS	NO	8,660
9009210000	PHOTOCOPYING APPARATUS HAVING AN OPTICAL SYSTEM	NO	817
9009220000	OTHER PHOTOCOPYING APPARATUS OF THE CONTACT TYPE	NO	1,478
9009900000	PART AND ACCESSORIES OF PHOTOCOPYING APPARATUS	X	7,698,798
9010100000	APPARATUS & EQUIP, AUTOMATIC DEVELOPING PHOTO FILM	X	659,023
9010410000	DIRECT WRITE-ON-WAFER APPARATUS	NO	1
9010420000	STEP AND REPEAT ALIGNERS FOR PROJECTION/DRAWING	NO	32
9010490000	APP FOR PROJECT OF CIRCUIT PATTERNS, NESOI	X	42,407
9010501000	CONTACT PRINTERS	NO	169
9010502000	DEVELOPING TANKS	NO	2

TABLE 1 - SHIPMENTS OF MERCHANDISE FROM THE UNITED STATES TO PUERTO RICO,
BY COMMODITY:FISCAL YEAR 1999

COMM-CODE	COMMODITY AND UNIT OF QUANTITY		QUANTITY	VALUE-\$
9010504000	PHOTO FILM VIEWERS, TITLERS, OPTICAL LENS, NESOI	X		18,000
9010505000	PHOTOGRAPHIC FILM VIEWERS, TITLERS, NESOI	X		36,000
9010506000	APPARATUS AND EQUIPMENT FOR PHOTOGRAPHIC LABS NESOI	X		46,435
9010600000	PROJECTION SCREENS	NO	138	8,702
9010900000	PTS & ACCESS OF APPRT & EQUIP FOR PHOTO/CINEMA LAB	X		868,634
9011100000	STEREOSCOPIC MICROSCOPES	NO	351	81,818
9011200000	MICROSCOPES, FOR MICROPHOTOGRAPHY&CINEMA ETC,NESOI	NO	19	124,195
9011800000	OTHER COMPOUND OPTICAL MICROSCOPES, NESOI	NO	140	418,445
9011900000	PTS & ACCESSORIES FOR COMPOUND OPTICAL MICROSCOPES	X		292,574
9012100000	MICROSCOPES, EXC OPTICAL; DIFFRACTION APPARATUS	X		334,924
9012900000	PTS FOR MICROSCOPES, EXC OPTICAL; DIFFRACTION	X		282,985
9013102000	TELESCOPIC SIGHTS FOR RIFLES	NO	85	2,981
9013104000	PERISCOPES, DESIGNED TO FORM PTS OF MACHINES,NESOI	NO	1,716	154,845
9013200000	LASERS, OTHER THAN LASER DIODES	NO	1,361	972,588
9013800000	OPTICAL DEVICES, APPLIANCES AND INSTRUMENTS, NESOI	X		1,158,886
9013900000	PTS OF LIQ CRYSTAL DEVICE, LASER&OTH OPTICAL,NESOI	X		672,900
9014101040	OPTICAL DIRECT FIND COMPASSES, FOR CIVIL AIRCRAFT	NO	2	23,500
9014101080	OPTICAL DIRECT FIND COMPASSES, EXC CIVIL AIRCRAFT	NO	28	12,008
9014107080	GYROSCOPIC COMPASSES, ELEC, EXC FOR CIVIL AIRCRAFT	NO	1	4,320
9014109080	DIRECT FIND COMPASSE, EXC FOR CIVIL AIRCRAFT,NESOI	NO	102	41,963
9014202000	OPTICAL INST&APPLN, AERONAUTICAL/SPACE NAVIGATION	NO	282	228,363
9014204000	AUTOMATIC PILOTS FOR AERONAUTICAL/SPACE NAVIGATION	NO	14	23,200
9014206000	ELECTRICAL INST, AERONAUTICAL OR SPACE NAVIGATION	NO	55	220,077
9014208040	INSTRUMENTS & APPLIANCES FOR USE IN CIVIL AIRCRAFT	NO	134	402,910
9014208080	INST & APPLN, AERONAUTICAL/SPACE NAVIGATION, NESOI	NO	56	10,815
9014802000	NAVIGATIONAL SHIP LOGS & DEPTH-SOUNDING APPARATUS	NO	1	9,940
9014806000	NAVIGATIONAL INSTRUMENTS & APPLIANCES, NESOI	NO	108	96,139
9014900000	PTS, FOR DIRECT FIND COMPASSES, NAVIGATIONAL INST	X		414,118
9015100000	RANGEFINDERS	NO	643	834,577
9015200000	THEODOLITES AND TACHYOMETERS	NO	32	121,446
9015300000	LEVELS (SURVEYING)	NO	66	99,108
9015400000	PHOTOGRAMMETRICAL SURVEYING INSTRUMENTS & APPLNCS	X		189,987
9015802000	OPTL SURVEYING, HYDROGPH, OCEANOGRAPH, INST&APPL,NESOI	X		117,104
9015806000	SEISMOGRAPHS	NO	20	49,000
9015808040	GEOPHYSICAL INSTRUMENTS AND APPLIANCES, NESOI	X		489,624
9015808080	SURVEYING, HYDROGRAPHIC, ETC. INST & APPLN, NESOI	X		561,744
9015900000	PARTS AND ACCESSORIES FOR SURVEYING	X		604,475
9016000000	BALANCES, SENSITIVITY >=5 CG, W OR W/O WGT, & PTS	X		2,841,631
9017100000	DRAFTING TABLE & MACHINES WHETHER OR NOT AUTOMATIC	X		135,805
9017204000	DIS CALCULATORS, & OTH MATH CALCULATING INSTRUMENT	X		94,612
9017205000	PATTERN GENERATING APP DESIGNED TO PRODUCE MASKS	NO	1	4,205
9017208040	HAND-OPERATED INPUT DEVICES, DIGITIZERS	NO	3,203	2,540,991
9017208060	DRAWING, MARKING-OUT/MATH CALCULATING INST, NESOI	X		183,872
9017304000	MICROMETERS AND CALIPERS	NO	25	31,382
9017308000	GAUGES FOR MEASURING LENGTH	X		160,406
9017800000	OTHER INSTRUMENTS FOR MEASURING LENGTH, NESOI	X		1,454,519
9017900035	PTS & ACCESS OF ARTICLES OF SCH B SUBHGD 9017.2090	X		22,569
9017900060	PTS & ACCESS, MEAS LGTH FOR USE IN HAND, NESOI	X		12,259,339
9018110040	ELECTROCARDIOGRAPHS	NO	1,525	2,354,739
9018110080	PARTS AND ACCESSORIES FOR ELECTROCARDIOGRAPHS	X		7,042,492
9018120000	ULTRASONIC SCANNING APPARATUS	NO	2,134	4,809,498
9018130000	MAGNETIC RESONANCE IMAGING APPARATUS	X		867,547
9018140000	SCINTIGRAPHIC APPARATUS	X		81,589
9018194000	APPARATUS, FUNCTIONAL EXPLORATORY EXAMINATION& PTS	X		10,890,837
9018195500	PATIENT MONITORING SYSTEMS	X		2,319,285
9018197500	PRINTED CIRC ASSEMB, PARAMETER ACQUISITION MODULES	X		258,459
9018199530	BASAL METABOLISM AND BLOOD PRESSURE APPARATUS	X		491,705
9018199535	ELECTROENCEPHALOGRAPHS(EEG)& ELECTROMYOGRAPHS(EMG)	NO	30	361,028
9018199550	ELECTRO-DIAGNOSTIC APPARATUS, NESOI	X		4,549,869
9018199580	PTS & ACCESSORIES FOR ELECTRO-DIAGNOSTIC APPARATUS	X		9,284,023
9018200000	ULTRAVIOLET OR INFRARED RAY APPARATUS, & PTS & ACC	X		93,328
9018310040	HYPODERMIC SYRINGES, WITH OR WITHOUT THEIR NEEDLES	NO	6,527,880	2,049,416
9018310080	SYRINGES, WITH OR WITHOUT THEIR NEEDLES, NESOI	NO	391,818	311,928
9018310090	PTS FOR SYRINGES, WITH OR WITHOUT THEIR NEEDLES	X		7,961,763
9018320000	TUBULAR METAL NEEDLES & NEEDLES FOR SUTURES & PARTS	X		841,904
9018390030	BOUGIES, CATHETERS, DRAINS & SONDES & PTS & ACCESS	X		24,762,166
9018390050	CANNULAE AND THE LIKE AND PART AND ACCESSORIES	X		24,038,031
9018410000	DENTAL DRILL ENGINES AND PARTS AND ACCESSORIES	X		185,082
9018490000	INST & APPLN FOR DENTAL SCIENCE, & PTS & ACC,NESOI	X		3,320,504
9018500000	OTHER OPHTHALMIC INSTRUMENTS & APPLIANCES & PARTS	X		2,887,517

TABLE 1 - SHIPMENTS OF MERCHANDISE FROM THE UNITED STATES TO PUERTO RICO,
BY COMMODITY:FISCAL YEAR 1999

COMM-CODE	COMMODITY AND UNIT OF QUANTITY		QUANTITY	VALUE-\$
9018901500	OPTICAL INSTRUMENTS AND APPLIANCES & PARTS, NESOI	X		844,035
9018903000	ANESTHETIC INSTRUMENTS AND APPLIANCES AND PARTS	X		530,912
9018904000	PERCUSSION HAMMERS,STETHOSCOPES&PTS OF STETHOSCOPE	X		85,069
9018905000	SPHYGMOMANOMETERS, TENSIMETERS ETC, PTS & ACCESS	X		2,207,338
9018906000	ELECTRO-SURGICAL INSTRUMENTS & APPLIANCES & PARTS	X		23,047,826
9018907020	DIALYSIS INSTRUMENTS AND APPARATUS	X		400,634
9018907040	ULTRASONIC THERAPEUTIC APPLIANCES AND INSTRUMENTS	X		208,057
9018907060	OTHER THERAPEUTIC APPLIANCES AND INSTRUMENTS,NESOI	X		41,728,448
9018907070	PTS & ACCESSORIES OF DIALYSIS INST & APPARATUS	X		5,374,314
9018907080	ELECTRO-MEDICAL INST & APPLIANCES & PARTS, NESOI	X		3,113,768
9018908000	INST & APPLIANCES FOR MEDICAL,SURGICAL, ETC,NESOI	X		99,437,181
9018102000	MECHANO-THERAPY APPLIANCES & MASSAGE APPARATUS,PTS	X		704,741
9019105000	PSYCHOLOGICAL APTITUDE-TESTING APPARATUS & PARTS	X		1,900,212
9019200000	OZONE,OXYGEN,ETC THERAPY, RESPIRATION APPARATUS,PT	X		1,801,751
9020004000	UNDERWATER BREATHING DEVICES CARRIED ON PERSON	X		68,682
9020008000	BREATHING APPLN & GAS MASK, & PARTS & ACCESS,NESOI	X		1,011,835
9021110000	ARTIFICIAL JOINTS AND PARTS AND ACCESSORIES	X		3,256,538
9021194000	BONE PLATES,SCREWS&NAILS,&OTH INTERNAL, FIX DEVICE	X		4,157,560
9021198500	ORTHOPEDIC OR FRACTURE APPLIANCES & PTS, NESOI	X		850,033
9021214000	ARTIFICIAL TEETH OF PLASTIC & PTS AND ACCESSORIES	X		57,008
9021218000	ARTIFICIAL TEETH, EXC OF PLASTIC & PTS &ACCESSORIES	X		110,950
9021290000	DENTAL FITTINGS AND PARTS AND ACCESSORIES	X		52,143
9021300000	OTH ARTIFICIAL PTS OF THE BODY & PTS & ACCESSORIES	X		44,541,347
9021400000	HEARING AIDS, EXCLUDING PARTS AND ACCESSORIES	NO	420	438,154
9021500000	PACEMAKERS FOR STIMULATING HEART MUSCLES, EXC PTS	NO	16,538	8,270,013
9021900000	APPLIANCES WORN,CARRIED,IMPLANTED IN BODY&PT,NESOI	X		34,503,795
9022120000	COMPUTED TOMOGRAPHY APPARATUS	X		2,208,293
9022130000	APPTS BASE ON X-RAY FOR DENTAL, USES, NESOI	X		186,803
9022140000	APPTS BASE ON X-RAY, MEDICAL,SURGICAL,VETNRY,NESOI	X		6,723,500
9022190000	APPARATUS BASE ON X-RAY FOR OTH USE,EX MEDICAL,ETC	X		1,426,410
9022210000	APPTS BASE ON ALPHA,BETA,ETC RADIATION,MEDICAL,ETC	X		1,068,319
9022294000	APPTS, ALPHA,BETA,ETC RADIATION FOR SMOKE DETECTOR	NO	10,838	86,882
9022298000	APPTS, ALPHA,BETA,ETC RADIATION FOR OTH USE, NESOI	X		387,332
9022300000	X-RAY TUBES	NO	129	944,411
9022902000	HIGH TENSION GENERATORS,DESKS,CHAIR,ETC	X		487,120
9022904000	PARTS AND ACCESSORIES OF X-RAY TUBES	X		81,801
9022906000	PTS OF APPARATUS BASED ON THE USE OF X-RAYS	X		1,865,459
9022908000	PARTS,USE ALPHA,BETA/GAMMA RADIATIONS, ETC, NESOI	X		678,566
9023000000	INST, APPTS&MODELS,FOR DEMONSTRATIONAL USE& PARTS	X		772,458
9024100000	MACHINES AND APPLIANCES FOR TESTING METALS	X		110,915
9024800000	MACHINE&APPLIANCE,TEST HARDNESS,STRENGTH,ETC,NESOI	X		2,083,161
9024900000	PTS, MACHINE & APPLN, TEST HARDNESS/STRENGTH, ETC	X		28,457,804
9025112000	CLINICAL THERMOMETERS LIQUID-FILLED	NO	67,037	132,285
9025114000	THERMOMETERS LIQUID-FILLED, DIRECT READING, NESOI	NO	1,832	40,183
9025194000	PYROMETERS NOT COMBINED WITH OTHER INSTRUMENTS	NO	159	31,587
9025198040	CLINICAL THERMOMETERS, NT COMBIND W OTH INST,NESOI	NO	82	22,082
9025198080	THERMOMETERS, NT COMBINED WITH OTH INST, NESOI	NO	801	283,828
9025801500	BAROMETERS, NOT COMBINED WITH OTHER INSTRUMENTS	NO	551	8,607
9025805050	HYDROMETERS, HYGROMETERS,PSYCHYROMETERS,ETC,NESOI	NO	5,033	355,960
9025900000	PTS, HYDROMETERS,THEROMETERS,PYROMETERS, ETC	X		196,219
9026105000	FLOW METER FOR MEAS/CHECKING FLOW/LEVEL OF LIQUIDS	NO	7,783	1,564,352
9026107000	INST & APPRTS, MEAS/CHECK FLOW/LEVEL OF LIQ, NESOI	NO	907	728,963
9026200000	INST & APPRTS, MEASURING/CHECKING PRESSURE	NO	6,282	2,642,673
9026800000	INST MEASURE/CHECKING VARIABLE OF LIQ/GASES, NESOI	NO	6,708	830,617
9026900000	PTS, INST & APPRTS MEASURE/CHECK VARIABLES LIQ/GAS	X		7,180,894
9027100000	GAS OR SMOKE ANALYSIS APPARATUS	X		965,687
9027202000	GAS CHROMATOGRAPHS	NO	115	955,094
9027205030	ELECTRICAL ELECTROPHORESIS INSTRUMENTS	NO	1,239	339,271
9027206050	LIQUID CHROMATOGRAPHS	NO	100	1,353,695
9027209000	CHROMATOGRAPHS & ELECTROPHORESIS INST, NESOI	NO	579	1,122,385
9027304040	SPECTROPHOTOMETERS USING OPTICAL RAD NONELECTRICAL	NO	134	1,234,828
9027304060	ELEC SPECTROMETERS & SPECTROGRAPHS ETC., OPT RADTN	NO	204	976,895
9027308020	SPECTROSCOPES USING OPTICAL RADIATIONS, NONELEC	NO	8	64,070
9027308080	SPECTROMETERS & SPECTROGRAPH,OPT RAD,NONELEC,NESOI	NO	193	410,660
9027400000	EXPOSURE METERS	NO	29	63,844
9027502000	THERMAL ANALYSIS INSTRUMENTS AND APPARATUS	NO	397	234,201
9027504050	PHOTOMETERS	NO	282	187,900
9027505000	OTH CHEM ANALYSIS INSTRUMENTS & APPARATUS, NESOI	NO	222	393,721
9027509000	INST,PHYSICAL/CHEM ANALYSIS OPT RADIATION,NESOI	NO	276	1,108,067
9027801000	NUCLEAR MAGNETIC RESONANCES INST EXC HEADING 9018	NO	61	132,592

TABLE 1 - SHIPMENTS OF MERCHANDISE FROM THE UNITED STATES TO PUERTO RICO,
BY COMMODITY-FISCAL YEAR 1999

COMM-CODE	COMMODITY AND UNIT OF QUANTITY		QUANTITY	VALUE-\$
9027802000	MASS SPECTROMETERS	NO	15	280,577
9027803100	ELECTROCHEMICAL INSTRUMENTS AND APPARATUS,	NO	329	510,589
9027803200	CHEMICAL INSTRUMENTS AND APPARATUS, NESOI	NO	1,905	2,562,297
9027803500	PHYS ANALYSIS INST, EXC OPTICAL RADIATIONS, NESOI	NO	948	549,712
9027806000	INST, MEASURING/CHECKING VISCOSITY ETC, NESOI	NO	2,311	3,201,377
9027902000	MICROTOMES	NO	71	158,531
9027905430	PTS & ACCESS OF SCHB 9027.30.4040 & 9027.30.4080	X		262,324
9027905440	PTS & ACCESSORIES OF ARTICLES OF SCHB 9027.40.0000	X		428,734
9027908950	PTS & ACCESS OF INST & APPTS FOR PHYSICAL/CHEM ETC	X		5,425,175
9028100000	GAS METERS	NO	12	59,053
9028200000	LIQUID METERS	NO	1,169	608,318
9028300000	ELECTRICITY METERS	NO	16,123	3,172,988
9028900040	PARTS AND ACCESSORIES OF ELECTRICITY METERS	X		38,980
9028900080	PTS & ACCESSORIES, GAS, LIQUID OR PRODUCTION METERS	X		417,555
9028100000	REVOLUTION COUNTERS, PRODUCTION COUNTERS, ETC	X		619,744
9029204040	SPEEDOMETERS & TACHOMETERS USED IN CIVIL AIRCRAFT	NO	1,479	92,308
9029205000	SPEEDOMETERS & TACHOMETERS, EXC FOR CIVIL AIRCRAFT	NO	1	6,210
9029900000	PTS FOR REVOLUTION COUNTERS, ODOMETER, ETC	X		139,184
9030100000	INST FOR MEASURING/DETECTING IONIZING RADIATIONS	NO	310	481,998
9030200000	CATHODE-RAY OSCILLOSCOPES & CATHODE-RAY OSCILLOGRAPH	NO	191	359,529
9030310000	MULTIMETERS	NO	555	208,230
9030390040	APPARATUS TO TEST VOLTAGE OR CURRENT OR RESISTANCE	X		1,893,903
9030390080	INST & APPTS FOR MEASURING/CHECKING POWER, NESOI	X		3,084,697
9030400000	OTH INST, SPECIALLY DESIGNED FOR TELECOMMUNICATION	X		7,643,179
9030820000	INST TO CHECK SEMICONDUCT WAFERS & SUCH THAT RECORD	NO	135	1,222,860
9030830000	INST & APP WITH RECORDING DEVICE, NESOI	X		300,981
9030890000	INST, MEASURING/CHECKING ELECTRICAL QUANTITY, NESOI	X		3,438,107
9030904000	PARTS FOR ARTICLES OF SUBHEADING 9030.10	X		331,809
9030908010	PARTS AND ACCESS FOR ARTICLE OF SUBHDG 9030.20	X		140,108
9030908020	PTS & ACCESS OF ARTICLES OF SCHB SUBHDG 9030.31	X		5,570
9030908040	PARTS & ACCESS OF ARTICLES OF SCHB SUBHDG 9030.40	X		345,775
9030908050	PARTS AND ACCESS OF ARTI OF SUBHDG 9030.82 OR .83	X		274,710
9030908060	PTS & ACCESS OF ARTICLES OF SCHB SUBHDG 9030, NESOI	X		4,872,557
9031100000	MACHINES FOR BALANCING MECHANICAL PARTS	X		663,168
9031200000	TEST BENCHES	X		249,151
9031300000	PROFILE PROJECTORS	X		13,632
9031410000	OPTICAL INST FOR INSPECTING SEMICONDUCTOR WAFERS	NO	50	607,929
9031494000	OPTICAL INST FOR COORDINATE-MEASURING MACHINES	X		127,302
9031499000	OPTICAL INSTRUMENTS AND APPLIANCES NESOI	X		583,055
9031808060	EQUIP, TESTING ELEC CHARACTERISTICS OF ENGINES	X		4,357,080
9031808070	EQUIP, TESTING EXC ELEC CHARACTERISTICS OF ENGINES	X		349,444
9031808080	MEASURE/CHECK INST, APPLN & MACHINES, NESOI IN CHAP 90	X		3,852,633
9031900000	PTS, OF MACH NESOI IN THIS CHAP, & PROFILE PROJECTR	X		4,000,517
9032100000	THERMOSTATS	NO	1,060,885	1,904,778
9032200000	MANOSTATS	NO	1,540	118,676
9032810040	HYDRAULIC/PNEUMATIC INDUSTRIAL PROCESS CONTRL INST	NO	733	383,483
9032810080	HYDRAULIC & PNEUMATIC INST & APPRTS, EXC INDUSTRIAL	NO	1,753	656,172
9032893000	AUTOMATIC VOLTAGE AND VOLTAGE-CURRENT REGULATORS	X		279,919
9032896020	CONTROL INST, AIR CONDITIONING, HEATING SYSTEMS ETC	X		1,552,427
9032896030	PROCESS CONTROL INST & APPRTS FOR COMPLETE SYSTEMS	NO	44	438,018
9032896040	PROCESS CONTROL INST & APPTS FOR TEMPERATURE CONTROL	NO	26,355	7,900,904
9032896050	PROCESS CONTROL INST & APPTS, PRESSURE DRAFT CONTROL	NO	538	142,181
9032896060	PROCESS CONTROL INST & APPTS, FLOW & LIQ LEVEL CONTROL	NO	773	77,019
9032896070	PROCESS CONTROL INST & APPTS FOR HUMIDITY CONTROL	NO	2	9,650
9032896075	OTHER PROCESS CONTROL INST & APPARATUS, NESOI	X		120,732
9032896085	AUTOMATIC REGULATING/CONTROLLING INST NESOI	X		1,175,948
9032900000	PTS, AUTOM REGULATING/CONTROLLING INST & APPRTS	X		1,668,141
9033000000	PTS, NESOI FOR MACHINES, APPLN, INST/APPTS OF CHAP 90	X		4,166,725
	CLOCKS AND WATCHES AND PARTS THEREOF..... TOTAL			9,200,861
9101110000	WRST WATCH, ELEC OPER, PRECIOUS METAL, MECH DISPLAY	NO	11,434	666,139
9101120000	WRIST WATCH, ELEC OPER, PRECIOUS METAL, OPTO-ELEC DSP	NO	72	25,104
9101190000	WRIST WATCH, ELECTRICALLY OPER, PRECIOUS METAL, NES	NO	4,425	678,987
9101210000	WRST WATCH, NT BATTERY, PRECIOUS METAL, AUTOMATIC	NO	7,860	1,388,844
9101290000	WRIST WATCH, NT BATTERY, PRECIOUS METAL W/O AUTOM	NO	22,482	335,873
9101910000	OTH WATCH, PRECIOUS METAL, ELEC OPR, EXC WRST WATCH	NO	912	52,232
9101990000	OTH WATCH, PRCS METAL, NT BATTERY, EXC WRIST WATCH	NO	676	23,212
9102110000	WRST WATCH, ELEC OPER, MECHANICAL DISPLY, BASE METAL	NO	24,504	2,410,863
9102120000	WRIST WATCH, BATTTRY POWERED, OPTO-ELEC DISP, BASE MTL	NO	74	14,262

TABLE 1 - SHIPMENTS OF MERCHANDISE FROM THE UNITED STATES TO PUERTO RICO,
BY COMMODITY:FISCAL YEAR 1999

COMM-CODE	COMMODITY AND UNIT OF QUANTITY		QUANTITY	VALUE-\$
9102190000	WRIST WATCHES, ELEC OPR,W OTHER DISPLY, BASE METAL	NO	1,313	270,383
9102210000	WRST WATCH, NT BATTERY, CASE BASE METAL, AUTOMATIC	NO	6,910	262,542
9102290000	WRIST WATCHES, NT BATTERY, BASE METAL, W/O AUTOMAT	NO	164	48,638
9102910000	OTH WATCH, BASE METAL, ELEC OPER,EXCEPT WRST WATCH	NO	192	56,062
9102990000	OTH WATCH, BASE METAL, NT ELEC OPR,EXC WRIST WATCH	NO	15,973	137,370
9103100000	CLOCKS W WATCH MOVEMENTS,ELEC OPR, EXC CLK OF 9104	NO	816	25,604
9103900000	CLOCKS W WATCH MOVEMNT,NT ELEC OPR,EXC CLK OF 9104	NO	3,738	139,651
9104000000	INST PANEL CLK & CLK SIMLR,FOR VEHICLE,AIRCRAFT,ETC	NO	35	7,775
9105110000	ALARM CLOCKS, ELECTRICALLY OPERATED	NO	208	43,662
9105210000	WALL CLOCKS, ELECTRICALLY OPERATED	NO	22	14,194
9105290000	WALL CLOCKS, NOT ELECTRICALLY OPERATED	NO	144	46,328
9105910000	OTH CLKS, ELECTRICALLY OPER, EXC ALARM & WALL CLK	NO	1,689	42,103
9105990000	OTH CLKS, NT ELECT OPER, EXC ALARM & WALL CLOCK	NO	15,625	122,863
9106100000	TIME REGISTERS; TIME-RECORDERS	NO	9,051	568,136
9106200000	PARKING METERS	NO	1,377	78,390
9106900000	OTH TIME APPRTS,FOR MEAS,RECORD & INDICATE, NESOI	NO	23	64,128
9107000000	TIME SWITCHES W CLK/WTCH MOVEMNT/SYNCHRONOUS MOTOR	NO	386	60,251
9108110000	WATCH MOVEMNT, COMPL&ASSM, ELEC OPR,MECH DISP ECT	NO	106,175	592,705
9108190000	WATCH MOVEMENTS, COMPL & ASSEM, ELEC OPER, NESOI	NO	2,009	15,924
9108910000	WATCH MOVEMNT, COMPL & ASSEM, MEAS 33.8 MM OR LESS	NO	2,668	8,000
9108990000	WATCH MOVEMNTS, COMPL & ASSEM, MEAS OVER 33.8 MM	NO	1,326	3,975
9109190000	CLK MOVEMNTS, COMPL & ASSEM, ELEC OPER, EXC ALARM	NO	1,615	29,264
9111100000	WTCH CASES,PRCS METAL OR METAL CLAD W PRCS METAL	NO	755	542,838
9111800000	WATCH CASES, NESOI	NO	152	15,983
9111900000	PTS, WATCH CASES OF PRECIOUS METAL OR BASE METAL	NO	1,240	121,040
9112100000	CLOCK CASES OF METAL	NO	95	4,000
9113100000	WATCH BANDS ETC,OF PRCS METAL/METAL CLAD W PRCS MT	X		59,084
9113200000	WATCH BANDS, ETC, OF BASE METAL WHETHER/NT GLD/SLV	X		8,740
9113900000	PARTS FOR WATCH STRAPS, BANDS, AND BRACELETS,NESOI	X		42,021
9114200000	CLOCK OR WATCH JEWELS	NO	65	5,396
9114300000	CLOCK OR WATCH DIALS	NO	10,176	47,329
9114900000	PARTS FOR CLOCKS OR WATCHES, NESOI	X		119,166
MUSICAL INSTRUMENTS; PARTS AND ACCESSORIES OF SUCH ARTICLES..... TOTAL				5,159,565
9201100000	UPRIGHT PIANOS	NO	45	67,978
9201200000	GRAND PIANOS	NO	9	49,277
9201900000	PIANOS, NESOI	NO	79	50,215
9202100000	STRING MUSICAL INSTRUMENTS PLAYED WITH A BOW	NO	12	18,169
9202903000	GUITARS	NO	1	2,895
9202906000	STRING MUSICAL INSTRUMENTS, NESOI	NO	145	23,674
9203000000	KEYBRD, PIPE ORGANS, ETC, WITH FREE METAL REEDS	NO	2	8,579
9204100000	ACCORDINGS AND SIMILAR INSTRUMENTS	NO	94	23,493
9205100000	BRASS-WIND INSTRUMENTS	NO	22	13,084
9205901000	WOODWIND INSTRUMENTS, NESOI	NO	1	6,995
9205906000	WIND INSTRUMENTS, NESOI	NO	2,206	70,881
9206000000	PERCUSSION MUSICAL INSTRUMENTS	NO	184	34,361
9207100020	MUSIC SYNTHESIZERS, OTHER THAN ACCORDIONS	NO	2,107	218,281
9207100080	KEYBOARD INSTRUMENTS, OTHER THAN ACCORDIANS, NESOI	NO	2,054	154,381
9207900040	FRETTED STRINGED INSTRUMENTS	NO	696	47,581
9207900080	MUSICAL INSTRUMENTS, ELECTRICALLY AMPLIFIED, NESOI	NO	3,841	3,044,429
9208100000	MUSIC BOXES	NO	708	25,078
9208900040	MUSICAL INST, NOT IN ANY OTHER HEADING OF CHAP. 92	NO	1,176	279,963
9208900080	MOUTH-BLOWN SOUND SIGNALLING INSTRUMENTS, NESOI	NO	88	10,746
9209100000	METRONOMES, TUNING FORKS AND PITCH PIPES	X		380,809
9209200000	MECHANISMS FOR MUSIC BOXES	NO	242	9,517
9209300000	PARTS AND ACCESSORIES FOR STRING MUSICAL INSTRMNTS	NO	4,058	39,219
9209920000	PTS & ACCESSORIES FOR MUSICAL INST OF HEADING 9202	X		33,502
9209940000	PTS & ACCESSORIES FOR MUSICAL INST OF HEADING 9207	X		447,084
9209990000	PTS & ACCESSORIES FOR EX. CARDS, DISCS, ETC, NESOI	X		99,374
ARMS AND AMMUNITION;PARTS AND ACCESSORIES THEREOF..... TOTAL				1,336,708
ARMS AND AMMUNITION;PARTS AND ACCESSORIES THEREOF..... TOTAL				1,336,708
9302000000	REVOLVERS & PISTOLS, EXC OF HEADING 9303 OR 9304	NO	1,620	404,572
9303100000	MUZZLE-LOADING FIREARMS	NO	300	45,100

TABLE 1 - SHIPMENTS OF MERCHANDISE FROM THE UNITED STATES TO PUERTO RICO,
BY COMMODITY:FISCAL YEAR 1999

COMM-CODE	COMMODITY AND UNIT OF QUANTITY		QUANTITY	VALUE-\$
9303200010	SHOTGUNS FOR SPORTING, HUNTING OR TARGET-SHOOTING	NO	17	8,822
9303904000	PISTOLS & REVOLVERS FIRE BLANK CARTRIDGE OR AMMUNT	NO	843	31,801
9303908000	FIREARMS & SIMILAR DEVICES, NESOI	NO	144	5,005
9304000000	OTH ARMS, SPRING, AIR/GAS & PISTOL ETC,EXC OF 9301	NO	3,647	90,272
9305905500	PTS & ACCESSORIES, OF ARTICLES, OF 9301-9304,NESOI	X		4,502
9306210000	SHOTGUN CARTRIDGES AND PARTS THEREOF	THS	2,078	279,823
9306290000	AIR GUN PELLETS, NESOI	X		29,119
9306304020	CARTRIDGES FOR RIFLE OR PISTOLS, NESOI	THS	251	93,308
9306304030	CARTRIDGES CONTAINING A PROJECTILE, NESOI	THS	660	274,529
9306304060	CARTRIDGES WITH OTHER THAN PROJECTILE, NESOI	THS	4	41,989
9306308000	PARTS OF CARTRIDGES, NESOI	X		28,068
	MISCELLANEOUS MANUFACTURED ARTICLES.....	TOTAL		424,885,269
	FURNITURE;BEDDING,MATTRESSES,MATTRESS SUPPORTS,CUSHIONS AND SIMILAR STUFFED FURNISHINGS;LAMPS AND LIGHTING FITTINGS, NOT ELSEWHERE SPECIFIED OR INCLUDED; ILLUMINATED SIGNS, ILLUMINATED NAME- PLATES AND THE LIKE,PREFABRICATED BUILDINGS.....	TOTAL		260,085,720
9401100000	SEATS OF A KIND USED FOR AIRCRAFT	NO	18,501	260,049
9401200000	SEATS OF A KIND USED FOR MOTOR VEHICLES	NO	7,889	304,015
9401304000	SWIVEL SEATS W/ HEIGHT ADJUSTMENT W/ WOODEN FRAME	NO	436,204	5,429,920
9401308000	SWIVEL SEATS WITH VARIABLE HEIGHT ADJUSTMENT, NESO	NO	47,410	1,997,350
9401400000	SEATS EXC GARDEN SEATS/CAMPING EQUIP, CONVT TO BED	NO	39,826	829,358
9401500000	SEATS OF CANE, OSIER, BAMBOO OR SIMILAR MATERIALS	NO	1,540	34,840
9401613000	UPHOLSTERED CHAIRS WITH WOODEN FRAMES	NO	10,505	1,496,173
9401616000	SEATS WITH WOODEN FRAMES, UPHOLSTERED, NESOI	NO	608,308	24,968,652
9401692000	BENT-WOOD SEATS, EXC UPHOLSTERED WITH WOOD FRAMES	NO	1,261	345,562
9401693000	CHAIRS, EXCEPT UPHOLSTERED WITH WOODEN FRAMES	NO	1,371	273,875
9401698000	OTHER SEATS, WITH WOODEN FRAMES, NESOI	NO	2,004	135,979
9401710000	SEATS WITH METAL FRAMES, UPHOLSTERED	NO	40,516	3,627,171
9401790000	SEATS WITH METAL FRAMES, EXCEPT UPHOLSTERED	NO	48,995	822,721
9401800000	SEATS OTHER THAN OF METAL OR WOODEN FRAMES, NESOI	NO	9,571	339,995
9401901010	SEAT PARTS OF LEATHER,CUT TO SHAPE,FOR MOTOR VEHIC	X		27,888
9401901080	SEAT PARTS OF A KIND USED FOR MOTOR VEHICLES,NESOI	X		8,611
9401906000	PARTS OF SEATS, NESOI	X		2,102,256
9402100000	DENTISTS', BARBERS OR SIMILAR CHAIRS AND PARTS	X		820,424
9402900010	HOSPITAL FURNITURE	X		3,106,520
9402900020	MEDICAL SURGICAL DENTAL/VETERINARY FURNITURE, NESOI	X		4,560,246
9403100020	METAL FILING CABINETS OF A KIND USED IN OFFICES	X		2,570,356
9403100040	METAL FURNITURE OF A KIND USED IN OFFICE, NESOI	X		17,775,722
9403200010	METAL FURNITURE OF A KIND USED IN HOUSEHOLD	X		8,789,433
9403200020	METAL FURNITURE COUNTERS, LOCKERS ETC, EXC OFFICE	X		14,754,298
9403200030	METAL FURNITURE AND PARTS, NESOI	X		7,210,704
9403300000	WOODEN FURNITURE OF A KIND USED IN OFFICES	X		8,181,118
9403409080	WOODEN CABINET, FOR USE IN THE KITCHEN	X		1,639,481
9403409500	WOODEN FURNITURE USED IN KITCHEN, EXC CABINET	X		1,862,759
9403500000	WOODEN FURNITURE OF A KIND USED IN THE BEDROOM	X		5,504,404
9403600000	WOODEN FURNITURE, NESOI	X		90,600,448
9403700000	FURNITURE OF PLASTICS	X		975,034
9403800000	FURNITURE OF CANE, BAMBOO OR SIMLR MATERIAL, NESOI	X		1,764,955
9403901000	PARTS OF FURNITURE USE FOR MOTOR VEHICLES	X		71,555
9403905500	PTS, OF FURNITURE RUB/PLASTIC FOR MOTOR VEHICLES	X		123,598
9403907000	FURNITURE PARTS OF WOOD	X		1,036,143
9403909000	PARTS OF FURNITURE NESOI	X		2,254,025
9404100000	MATTRESS SUPPORTS	NO	12,309	966,759
9404210000	MATTRESS OF CELLULAR RUBBER OR PLASTICS	NO	12,421	1,007,713
9404290000	MATTRESSES OF OTHER THAN CELLULAR RUB/PLASTICS	NO	75,941	3,366,194
9404300000	SLEEPING BAGS	NO	228	11,322
9404904000	PILLOWS, CUSHIONS, AND SIMILAR FURNISHING	X		494,322
9404907000	MATTRESS SUPPORTS COTTON NOT HAVING EMBROIDERY ETC	X		1,347,268
9405101000	CHANDELIERS & OTH ELEC CEILING/WALL LGHT,HOUSEHOLD	NO	56,795	2,548,876
9405103000	CHANDELIERS, ELEC CEILING/WALL LGHT, EXC HOUSEHOLD	NO	72,146	3,119,609
9405201000	ELEC TABLE, DESK, BEDSIDE/FLOOR LAMP FOR HOUSEHOLD	NO	19,280	609,998
9405203000	ELEC TABLE, DESK, BEDSIDE/FLOOR LAMP EXC HOUSEHOLD	NO	19,161	546,893
9405300000	LIGHTING SETS OF A KIND USED FOR CHRISTMAS TREES	NO	32,644	312,011
9405400000	ELECTRIC LAMPS AND LIGHTING FITTINGS, NESOI	NO	163,307	7,511,975

TABLE 1 - SHIPMENTS OF MERCHANDISE FROM THE UNITED STATES TO PUERTO RICO,
BY COMMODITY:FISCAL YEAR 1999

COMM-CODE	COMMODITY AND UNIT OF QUANTITY		QUANTITY	VALUE-\$
9405500000	NON-ELECTRICAL LAMPS AND LIGHTING FITTINGS	NO	37,077	402,385
9405600000	ILLUMINATED SIGNS, ILLUMINATED NAMEPLATES AND THE	NO	45,783	3,548,341
9405910000	PARTS OF GLASS FOR LAMPS AND LIGHTING FITTINGS	X		101,337
9405920000	LAMPS PARTS OF PLASTICS	X		104,369
9405990000	PARTS FOR LAMPS AND LIGHTING FITTINGS, NESOI	X		7,290,877
9406008025	PREFABRICATED BUILDINGS OF METAL	NO	31,938	8,210,398
9406008050	PREFABRICATED ANIMAL SHEDS OF PLASTIC	NO	135	70,459
9406008090	PREFABRICATED BUILDINGS, NESOI	NO	26,215	3,899,078
	TOYS,GAMES AND SPORTS EQUIPMENT; PARTS AND ACCESSORIES THEREOF.....	TOTAL		111,151,658
9501005000	WHEELED TOYS TO BE RIDDEN BY CHILDREN & PARTS	X		2,350,593
9502100000	DOLLS, WHETHER OR NOT DRESSED	NO	396,990	3,202,733
9502910000	DOLL GARMENTS AND ACCESSORIES THEREOF, FOOTWEAR	X		83,814
9502990000	PTS FOR DOLLS REPRESENTING ONLY HUMAN BEINGS,NESOI	X		129,984
9503100000	ELECTRIC TRAINS, INCL TRACKS, & OTH ACCESS & PARTS	X		136,451
9503200000	REDUCED-SIZE (SCALE) MODEL ASSEMBLY KITS	X		73,779
9503300000	CONSTRUCTION SETS & CONSTRUCTIONAL TOY & PTS,NESOI	X		284,522
9503410010	STUFFED TOYS	NO	174,043	2,430,015
9503410080	PARTS AND ACCESSORIES FOR STUFFED TOYS	X		135,330
9503490025	TOYS, ANIMALS OR NON HUMAN CREATURES, NOT STUFFED	NO	87,622	1,200,471
9503490050	PARTS OF TOYS REPRESENTING ANIMALS/NON-HUMAN,NESOI	X		583,977
9503500000	TOY MUSICAL INSTRUMENTS & APPTS & PTS & ACCESSORIE	X		317,471
9503600000	PARTS AND ACCESSORIES FOR PUZZLES	X		279,332
9503700000	TOYS, PUT UP IN SETS OR OUTFITS & PTS & ACC, NESOI	NO	15,103,528	12,859,800
9503800025	TOYS AND MODELS INCORP AN ELECTRIC MOTOR, NESOI	NO	127,858	927,281
9503800050	PARTS FOR TOYS AND MODELS INCORPORATING A MOTOR	X		286,746
9503900010	TOY KITES	NO	6,483	202,570
9503900020	INFLATABLE TOY BALLS, BALLOONS AND PUNCHBALLS	NO	31,988	146,589
9503900045	TOYS AND MODELS, NESOI	NO	3,336,193	29,141,259
9503900070	PARTS & ACCESSORIES FOR TOYS, REDUCED SIZED, NESOI	X		1,163,476
9504100010	VIDEO GAMES OF A KIND USED WITH A T.V. RECEIVER	X		2,703,433
9504100030	PTS & ACC FOR VIDEO GAMES USE WITH T.V. RCCEIVER	X		635,474
9504200000	ARTICLES, PTS & ACC FOR BILLIARDS INCL POCKET BILR	X		521,372
9504300010	VIDEO GAMES, COIN-OR TOKEN-OPERATED	X		219,887
9504300050	GAMES, COIN-OR TOKEN-OPERATED, NESOI	X		470,167
9504300080	PARTS FOR GAMES, COIN-OR TOKEN-OPERATED	X		208,980
9504400000	PLAYING CARDS	PK	531,855	467,528
9504904000	GAMES MACHINES, EXC COIN-OR TOKEN-OPERATED, PTS	X		14,165,287
9504906000	CHESS,CHECKER,PARCHESI,DART & OTH GAM PLYD ON BRD	X		2,923,512
9504909040	BOWLING BALLS	NO	329	7,514
9504909060	BOWLING EQUIPMENT AND PARTS AND ACCESSORIES	X		549,581
9504909080	ARTICLES FOR ARCADE, TABLE OR PARLOR GAMES, NESOI	X		2,280,177
9505101000	CHRISTMAS ORNAMENTS OF GLASS	X		156,650
9505102000	CHRISTMAS TREE ORNAMENTS; OTHER THAN GLASS	X		101,952
9505103000	NATIVITY SCENES AND FIGURES THEREOF	X		36,125
9505104010	ARTIFICIAL CHRISTMAS TREES, OF PLASTIC	NO	960	15,504
9505104020	PLASTIC ARTICL FOR CHRISTMAS FESTIVITIES & PTS,NES	X		199,433
9505105020	ARTICLS FOR CHRISTMAS FESTIV & PTS,EX PLASTIC, NES	X		658,843
9505902000	MAGIC TRICKS AND PRACTICAL JOKE ARTICLES, & PARTS	X		867,949
9505904000	CONFETTI, PAPER SPIRALS OR STREAMERS, ETC & PARTS	X		465,430
9505906000	FESTIVE, OR OTHER ENTERTAINMENT ARTICLES, NESOI	X		4,565,629
9506115000	SNOW-SKIS	PRS	1,354	123,718
9506190000	OTH SNOW-SKI EQUIPMENT; PTS & ACCESSORIES, NESOI	X		838,440
9506210000	SAILBOARDS AND PARTS AND ACCESSORIES THEREOF	X		24,528
9506290020	WATER SKIS	PRS	853	81,529
9506290040	SURF BOARD & OTH WATER-SPORT EQUIP, PTS ETC, NESOI	X		233,430
9506310000	GOLF CLUBS, COMPLETE	NO	4,030	332,437
9506320000	GOLF BALLS	DOZ	11,715	100,160
9506390060	PARTS OF GOLF CLUBS, NESOI	X		168,468
9506390080	OTHER GOLF EQUIPMENT, PARTS AND ACCESSORIES, NESOI	X		533,422
9506400000	ARTICLE & EQUIP FOR TABLE-TENNIS & PTS ETC, NESOI	X		3,012
9506590000	BADMINTON/SIMLR RACKETS, STRUNG OR NOT, & PT,NESOI	X		250,712
9506628020	BASKETBALLS	NO	1,521	17,119
9506629000	INFLATABLE BALL, NESOI	X		6,114
9506692000	BASEBALLS AND SOFTBALLS	NO	2,401	4,800
9506695000	BALLS, EXC GOLF BALLS & TABLE-TENNIS BALLS, NESOI	X		27,677
9506702000	ROLLER SKATES AND PARTS AND ACCESSORIES THEREOF	X		251,762
9506707000	ICE SKATES, INCL SKATING BOOTS W SKATE ATTACH & PT	X		21,338

TABLE 1 - SHIPMENTS OF MERCHANDISE FROM THE UNITED STATES TO PUERTO RICO,
BY COMMODITY:FISCAL YEAR 1999

COMM-CODE	COMMODITY AND UNIT OF QUANTITY		QUANTITY	VALUE-\$
9506910000	GYMANASIU, OR OTH EXERCISE ARTICLES & EQUIP& PTS	X		14,681,634
9506990500	ARCHERY ARTICLE & EQUIP & PARTS ETC, NESOI	X		375,340
9506991500	BASEBALL ARTICLES & EQUIP, EXC BALLS & PTS ETC.	X		177,855
9506994700	SNOWSHOES, SLEDS, BOBSLEDS, TOBOGGANS, ETC & PTS	X		13,310
9506997000	ARTICLES & EQUIP FOR GYMNASTICS, NESOI	X		1,346,280
9507100080	FISHING RODS PARTS AND ACCESSORIES	X		17,363
9507200000	FISH-HOOKS, WHETHER OR NOT SNELED	X		16,419
9507305000	FISHING REELS	NO	3,539	75,750
9507900000	LINE-FISHING TACKLE & HUNT/SHOOTING EQUIP & PTS,NE	X		518,065
9508000000	MERRY-GO-ROUNDS, OTH FAIRGROUND AMUSEMENTS, PARTS	X		2,786,545
	MISCELLANEOUS MANUFACTURED ARTICLES..... TOTAL			53,647,883
9601100000	WORKED IVORY AND ARTICLES OF IVORY	X		7,000
9601900000	BONE, HORN, CORAL, ETC & OTH ANIMAL CARVING MATERL	X		713,140
9602001040	UNFILLED GELATIN CAPSULES	THS	11,273,586	37,539,586
9602004000	MOLDED OR CARVED ARTICLES OF WAX	X		558,621
9602006000	WORKED VEG/MIN CARVING MAT,MOLDED/CARVED ART,NESOI	X		332,026
9603100000	BROOMS & BRUSHES, OF TWIGS/OTH VEG MAT BOUND	DOZ	8,956	205,890
9603210000	TOOTH BRUSHES	NO	3,207,231	1,309,772
9603290000	SHAVING BRUSHES, HAIRBRUSHES, ETC FOR PERSON	NO	45,137	258,208
9603300000	ARTISTS BRUSHES, & SIMILAR BRUSHES FOR COSEMTICS	NO	18,559	74,430
9603402000	PAINT ROLLERS	NO	233,420	709,809
9603404020	PAINT PADS	NO	173	17,078
9603404050	PAINT,DISTEMPR,VARNISH OR SIMILR BRUSHES,EX 960330	NO	539,681	1,206,530
9603500000	OTHR BRUSHES,AS PARTS OF MACHINES,APPLIANCE,VEHICL	NO	2,349	31,149
9603900000	HAND-OPERATED MECHANICAL FLOOR SWEEPER ETC, NESOI	NO	61,932	92,596
9605000000	TRAVEL SETS FOR PERSONAL TOILET,ETC	X		71,479
9606100000	PRESS-FASTENERS, SNAP-FASTNERS & PRESS-STUDS& PTS	X		365,359
9606210000	BUTTONS OF PLASTICS, NOT COVERED WITH TEXT MATERLS	GRS	13,831	21,023
9606220000	BUTTONS,OF BASE METAL,NOT COVERD W TEXTILE MAT	GRS	3,925	15,350
9606290000	BUTTONS, NESOI	GRS	212,345	85,923
9606300000	BUTTONS MOLDS & OTHER PARTS OF BUTTONS; BUTTON BLA	X		14,820
9607110000	SLIDE FASTENERS WITH CHAIN SCOOPS OF BASE METAL	NO	2,415,660	2,084,758
9607190000	SLIDE FASTENERS, NESOI	NO	329,437	147,429
9607200000	PARTS OF SLIDE FASTENERS	X		177,014
9608100000	BALL POINT PENS	GRS	170,172	1,215,290
9608200000	FELT TIPPED & OTHER POROUS-TIPPED PENS & MARKERS	GRS	1,291	128,602
9608310000	INDIA INK DRAWING PENS	NO	7,061	19,087
9608390000	FOUNTAIN PENS,STYLOGRAPH PENS AND OTHER PENS,NESOI	NO	23,551	45,461
9608404000	PROPELLING OR SLIDING PENCILS,W MECHANICAL ACTION	GRS	12,681	154,072
9608500000	SETS OF ART FRM TWO OR MORE SUBHD 9608.10-9608.40	NO	18,306	61,443
9608600000	REFILS FOR BALL PT PENS,COMRISING BALL PT & INK RS	NO	23,543	18,269
9608910000	PEN NIBS AND NIB POINTS	GRS	40	6,450
9608990000	PARTS OF PENS, ETC, NESOI	X		346,768
9609100000	PENCILS & CRAYONS,WITH LEADS IN A RIGID SHEATH	GRS	64,116	207,762
9609200000	PENCIL LEADS, BLACK OR COLORED	GRS	16,510	143,524
9609900000	PENCILS AND CRAYONS, ETC, NESOI	GRS	334,481	523,425
9610000000	SLATES & BOARDS,WITH WRITING OR DRAWING SURFACES	X		84,221
9611000000	DATE SEALING OR NUMBERING STAMPS,ETC FOR HAND OPER	X		61,209
9612101000	RIBBONS <30MM IN PLST/MTL CRTRDGES FOR TYPEWRITERS	DOZ	5,476	194,419
9612109000	TYPEWRITER OR SIMILAR RIBBONS, NESOI	DOZ	33,939	1,166,979
9612200000	INK PADS	X		110,099
9613100000	POCKET LIGHTERS,GAS FUELED,NON-REFILLABLE	NO	73,378	95,082
9613200000	POCKET LIGHTERS,GAS FUELED,REFILLABLE	NO	732	4,018
9613800000	OTHER LIGHTERS, NESOI	NO	11,698	62,971
9615110000	COMBS, HAIR-SLIDES & ETC OF HARD RUBBER/PLASTICS	X		143,505
9615190000	COMBS, HAIR-SLIDES AND THE LIKE, NESOI	X		1,133,395
9615907000	CURLING PINS, CURLING GRIPS ETC,& THE LIKE & PARTS	X		21,546
9616100000	SCENT SPRAYERS,ETC,& MOUNTS & HEADS THEREFORE	X		1,206,039
9616200000	POWDER PUFFS & PADS TO APPLY COSMETICS,TOILET PREP	KG	8,204	26,681
9617002000	FLASK AND OTHER VESSELS, COMPLETE WITH CASES	NO	92,694	329,682
9617006000	PARTS OF VACUUM FLASKS ETC,EXCEPT GLASS INNERS	X		48,129
9618000000	TAILORS' DUMMIES & OTHR MANNEQUINS FOR DISPLAY	X		52,763
	WORK OF ART,COLLECTORS PIECES AND ANTIQUES..... TOTAL			3,088,018
	WORK OF ART,COLLECTORS PIECES AND ANTIQUES..... TOTAL			3,088,018

TABLE 1 - SHIPMENTS OF MERCHANDISE FROM THE UNITED STATES TO PUERTO RICO,
BY COMMODITY:FISCAL YEAR 1999

COMM-CODE	COMMODITY AND UNIT OF QUANTITY	QUANTITY	VALUE-\$
9701100000	PAINTINGS, DRAWING AND PASTELS EXC OF HEADING 4906	X	904,184
9701900000	PAINTINGS, DRAWING AND PASTELS, NESOI	X	980,029
9702000000	ORIGINAL ENGRAVINGS, PRINTS & LITHOGRAPHS	X	114,634
9703000000	ORIGINAL SCULPTURES AND STATUARY, IN ANY MATERIAL	X	959,838
9704000000	POSTAGE OR REVENUE STAMPS, FIRSTDAY COVERS	X	9,570
9705000000	COLLECTIONS & COLLECTORS' PCS,ZOOLOGICAL ETC,NESOI	X	27,273
9706000000	ANTIQUES OF AN AGE EXCEEDING ONE HUNDRED YEARS	X	92,390
	SPECIAL CLASSIFICATION PROVISIONS..... TOTAL		501,374,814
	SPECIAL CLASSIFICATION PROVISIONS..... TOTAL		501,374,814
9801100000	VALUE OF REPAIR/ALTER ARTICLES PREVIOUS IMPORTED	X	6,338,759
9802100000	COMMINGLED FOOD PRODUCTS, DONATED, RELIEF/CHARITY	X	41,897
9802200000	MEDICINAL & PHARMACEUTICAL PRODUCTS, DONATED	X	4,653,147
9802300000	ALL WEARING APPAREL, DONATED FOR RELIEF/CHARITY	X	449,914
9802400000	ARTICLES DONATED FOR RELIEF OR CHARITY, NESOI	X	123,520
9803100000	MILITARY WEARING APPAREL OF ALL TYPES & MATERIALS	X	1,185,817
9803200000	MILITARY EQUIPMENTS NOT IDENTIFIED BY KIND	X	51,000
9809005000	SHIPMENTS UNDER \$20,001, NOT IDENTIFIED BY KIND	X	5,747,296

TABLE 2 - IMPORTS INTO PUERTO RICO FROM FOREIGN COUNTRIES
BY COMMODITY AND COUNTRY OF ORIGIN-FISCAL YEAR 1999

COMM-CODE	COMMODITY, COUNTRY AND UNIT OF QUANTITY	QUANTITY	VALUE-\$
	TOTAL		8,610,641,693
	LIVE ANIMALS;ANIMAL PRODUCTS..... TOTAL		254,523,348
	LIVE ANIMALS..... TOTAL	898	1,391,800
0101110010	HORSES, LIVE, PUREBRED BREEDING, MALE NO	4	8,000
	DOMINICAN REPUBLIC.....	4	8,000
0101190090	HORSES, LIVE, NESOI NO	6	30,000
	DOMINICAN REPUBLIC.....	6	30,000
0102902012	COWS LIVE IMPORTD DAIRY PURPOSE WEIGH 90KG OR MORE NO	888	1,353,800
	CANADA.....	888	1,353,800
	MEAT AND EDIBLE MEAT OFFAL..... TOTAL	21,997,714	49,902,742
0201203000	ADDTL NOTE3 BEEF CUTS W/BONE IN PROCSD NESOI FR/CH KG	3,311	7,615
	COSTA RICA.....	3,311	7,615
0201205000	NOTE 3 MEAT BOVINE ANMLS CUTS W/BONE EX PROCSSD FR KG	22,524	64,337
	COSTA RICA.....	18,814	59,838
	NICARAGUA.....	3,710	4,499
0201305000	ADDTL NOTE 3 BEEF BONELESS EX PROCESSED FRESH/CHIL KG	11,536,907	32,654,848
	ARGENTINA.....	972,607	2,451,339
	AUSTRALIAN ISLANDS.....	61,371	151,568
	COSTA RICA.....	3,939,757	12,271,822
	HONDURAS.....	125,783	355,562
	NICARAGUA.....	1,111,416	2,999,685
	URUGUAY.....	5,325,973	14,424,870
0202101010	ADDTL NOTE 3 CARCASSES/HALF-CARCASSES OF VEAL FRZN KG	50,002	53,047
	AUSTRALIAN ISLANDS.....	50,002	53,047
0202101090	ADDTL NOTE 3 CARCASS/HALF-CARCASS BOVINE NESOI FRZ KG	24,013	28,342
	AUSTRALIAN ISLANDS.....	24,013	28,342
0202200600	GEN NOTE 15 BOVINE ANMLS CUTS W/BONE EX PROCES FRZ KG	8,271	10,029
	NICARAGUA.....	8,271	10,029
0202205000	ADDTL NOTE 3 BOVINE ANMLS CUTS W/BONE EX PRCSDD FZ KG	222,377	295,535
	AUSTRALIAN ISLANDS.....	74,134	117,980
	CANADA.....	23,550	22,566
	COSTA RICA.....	23,701	52,471
	NICARAGUA.....	100,992	102,518
0202300600	GEN NOTE 15 BOVINE ANMLS BNLESS EX PRCSDD FROZEN KG	1,417	2,656
	COSTA RICA.....	1,417	2,656
0202303000	BOVINE ANMLS BNLSS PRCSDD,NESOI,FROZN ADDTL NOTE 3 KG	1,021	2,073
	COSTA RICA.....	1,021	2,073
0202305000	ADDTL NOTE 3 BOVINE ANMLS BNLSS EX PRCSDD FROZEN KG	2,848,643	5,043,641
	ARGENTINA.....	498,757	993,796
	AUSTRALIAN ISLANDS.....	226,027	445,199
	COSTA RICA.....	395,567	616,787
	HONDURAS.....	20,140	33,744
	NEW ZEALAND ISLANDS.....	73,151	143,964
	NICARAGUA.....	329,382	576,840
	URUGUAY.....	1,105,639	2,233,311
0203121010	HAMS AND CUTS THEREOF, BONE IN PROCESSED FRSH/CHLD KG	18,756	23,878
	CANADA.....	18,756	23,878
0203121020	SHOULDERS & CUTS, SWINE, BONE IN PROCESSED FRSH/CHIL KG	23,197	45,000
	CANADA.....	23,197	45,000
0203129020	SHOULDERS & CUTS, SWINE, BONE IN EX PROCESSED FR/CH KG	117,863	182,783
	CANADA.....	117,863	182,783
0203192010	SPARE RIBS, SWINE, PROCESSED, FRESH OR CHILLED KG	30,324	87,787
	CANADA.....	24,394	52,427
	DENMARK.....	5,930	15,360
0203194010	BELLIES OF SWINE, NESOI, EX PROCESSED, FRESH/CHILD KG	5,629	6,826
	CANADA.....	5,629	6,826
0203221000	HAMS, SHOULDERS & CUTS, BONE IN, PROCESSED, FROZEN KG	467,535	993,658
	DENMARK.....	467,535	993,658
0203229000	HAMS/SHOULDERS & CUTS, BONE IN EX PROCESSED, FROZN KG	88,586	106,159
	CANADA.....	62,319	85,294
	DENMARK.....	24,267	20,865
0203294000	MEAT OF SWINE, NESOI, EXCEPT PROCESSED, FROZEN KG	5,857,689	8,834,715
	CANADA.....	1,865,821	3,194,127
	DENMARK.....	3,779,612	5,482,190
	GERMANY.....	72,317	41,225

TABLE 2 - IMPORTS INTO PUERTO RICO FROM FOREIGN COUNTRIES
BY COMMODITY AND COUNTRY OF ORIGIN-FISCAL YEAR 1989

COMM-CODE	COMMODITY, COUNTRY AND UNIT OF QUANTITY	QUANTITY	VALUE-\$
	IRELAND.....	94,170	77,618
	UNITED KINGDOM OF GT BRITAIN.....	45,769	39,555
0204410000	CARCASSES AND HALF-CARCASSES OF SHEEP, FROZEN KG	65,053	71,029
	AUSTRALIAN ISLANDS.....	65,053	71,029
0204422020	MEAT OF LAMB, CUTS WITH BONE IN, LEGS, FROZEN KG	5,845	7,502
	AUSTRALIAN ISLANDS.....	5,845	7,502
0204422090	MEAT OF LAMB, CUTS WITH BONE IN, NESOI, FROZEN KG	26,754	27,428
	AUSTRALIAN ISLANDS.....	26,754	27,428
0204424000	MEAT OF SHEEP, CUTS WITH BONE IN, NESOI, FROZEN KG	9,235	4,882
	NICARAGUA.....	9,235	4,882
0204500000	MEAT OF GOATS, FRESH, CHILLED OR FROZEN KG	253,829	573,101
	AUSTRALIAN ISLANDS.....	253,829	573,101
0206290000	OFFAL OF BOVINE ANIMALS, EDIBLE, NESOI, FROZEN KG	141,882	166,569
	CANADA.....	20,856	18,855
	COSTA RICA.....	19,262	36,611
	NICARAGUA.....	63,685	32,790
	URUGUAY.....	38,079	78,333
0206410000	LIVERS OF SWINE, EDIBLE, FROZEN KG	62,677	48,240
	CANADA.....	62,677	48,240
0206490000	OFFAL OF SWINE EXCEPT LIVERS, EDIBLE, FROZEN KG	129,046	68,303
	CANADA.....	129,046	68,303
0210110020	SHOULDERS & CUTS, BONE IN, SALTD/DRID/SMOKD/BRINE KG	24,760	45,094
	CANADA.....	24,760	45,094
0210190090	MEAT OF SWINE NESOI, SALTED, IN BRINE, DRIED, SMKD KG	105,831	231,528
	CANADA.....	105,831	231,528
0210200000	MEAT, BOVINE ANIMALS, SALTED, IN BRINE, DRD, SMOKD KG	46,937	218,119
	URUGUAY.....	46,937	218,119
	FISH AND CRUSTACEANS, MOLLUSCS AND OTHER AQUATIC INVERTEBRATES..... TOTAL	110,859,247	192,141,776
0302500090	COD NESOI, EX FILLETS, LIVERS & ROES, FRESH/CHILLD KG	3,049	4,600
	CANADA.....	3,049	4,600
0302640000	MACKEREL EXCEPT FILLET, LIVER, ROE, FRESH, CHILLED KG	100,310	184,170
	CANADA.....	800	3,595
	INDIA.....	99,510	180,575
0302660000	EELS EXCEPT FILLETS, LIVERS & ROES, FRESH, CHILLED KG	1,056	9,378
	SPAIN.....	1,056	9,378
0302692022	HAKE EX FILLET/LIVER/ROE, NESOI, FRESH OR CHILLED KG	8,347	43,992
	CHILE.....	8,347	43,992
0302692023	POLLOCK (EX ATLANTIC) EX FILT/LVR/ROE, NESOI FR/CH KG	4,082	21,220
	CANADA.....	4,082	21,220
0302694040	SNAPPER (LUTJANIDAE) EX FILLET/LIVER/ROE FRSH/CHLD KG	94,526	344,341
	BRAZIL.....	8,418	23,158
	CHILE.....	398	2,251
	COSTA RICA.....	4,578	34,179
	INDONESIA.....	43,838	149,948
	MEXICO.....	1,345	4,259
	THAILAND.....	35,949	130,548
0302694098	FISH NESOI, EXCEPT FILLET/LIVER/ROE, FRESH/CHILLED KG	8,248	38,394
	COSTA RICA.....	8,248	38,394
0303410000	ALBACORE/LONGFINNED TUNAS EX FILLET/LVR/ROE FROZEN KG	52,677,049	111,063,596
	CHINA (TAIWAN).....	30,047,703	64,783,537
	JAPAN.....	6,137,347	11,446,740
	MAURITIUS.....	2,184,787	5,053,374
	NETHERLAND ANTIL. EXC ARUBA.....	8,139,172	17,821,755
	REP. OF SOUTH AFRICA.....	3,963,065	6,343,186
	REPUBLIC OF KOREA.....	67,550	157,678
	SINGAPORE.....	775,006	1,841,601
	TRINIDAD & TOBAGO.....	757,904	1,880,143
	URUGUAY.....	604,515	1,755,582
0303420020	YELLOWFIN TUNAS, WHOLE, EXCEPT LIVER, ROE, FROZEN KG	11,729,935	13,471,291
	AUSTRALIAN ISLANDS.....	923,468	1,068,534
	CHINA (TAIWAN).....	5,647,982	6,296,287
	JAPAN.....	3,687,017	4,680,051
	MARSHALL ISLANDS.....	430,917	402,786
	NETHERLAND ANTIL. EXC ARUBA.....	45,359	46,550
	SINGAPORE.....	995,192	977,063
0303430000	SKIPJACK TUNAS EXCEPT FILLETS, LIVERS, ROES, FROZEN KG	35,858,456	28,215,772
	AUSTRALIAN ISLANDS.....	6,836,805	5,828,141

TABLE 2 - IMPORTS INTO PUERTO RICO FROM FOREIGN COUNTRIES
BY COMMODITY AND COUNTRY OF ORIGIN-FISCAL YEAR 1999

COMM-CODE	COMMODITY, COUNTRY AND UNIT OF QUANTITY	QUANTITY	VALUE-\$
	CHINA (TAIWAN).....	13,632,112	10,375,330
	ECUADOR.....	456,148	789,437
	JAPAN.....	12,390,799	9,078,801
	MARSHALL ISLANDS.....	530,708	249,224
	NETHERLAND ANTIL. EXC ARUBA.....	7,892	5,639
	SINGAPORE.....	2,003,982	1,909,200
0303490040	TUNAS NESOI, EXCEPT FILLETS, LIVERS, ROES, FROZEN KG	24,337	27,445
	CHINA (TAIWAN).....	10,012	11,291
	JAPAN.....	14,325	16,154
0303730000	ATLANTIC POLLOCK EXCEPT FILLET, LIVER & ROE FROZEN KG	37,257	91,131
	INDIA.....	37,257	91,131
0303740000	ATKA MACKERAL, FROZEN, EXCL FILLETS, LIVERS, & ROES KG	1,435,397	2,852,048
	INDIA.....	1,326,433	2,877,634
	INDONESIA.....	42,824	102,502
	MEXICO.....	3,095	9,026
	TRINIDAD @ TOBAGO.....	63,245	62,886
0303740090	MACKERAL, OTHER EXCEPT FILLETS, LIVERS AND ROES, FRZN KG	12,392	24,894
	INDIA.....	9,836	15,421
	INDONESIA.....	2,756	9,273
0303750090	OTHER SHARKS, EX FILLETS, LIVERS AND ROES, FROZEN KG	4,326	4,759
	TRINIDAD @ TOBAGO.....	4,326	4,759
0303780000	WHITING & HAKE, EXCEPT FILLETS, LIVER, ROE, FROZEN KG	248,610	287,594
	ARGENTINA.....	195,330	220,115
	NEW ZEALAND ISLANDS.....	16,500	25,099
	PERU.....	34,780	42,380
0303792098	FRESH-WATER FISH NESOI EX FILLET/LIVER/ROE, FROZEN KG	33,876	53,859
	NEW ZEALAND ISLANDS.....	33,876	53,859
0303794075	SNAPPER (LUTJANIDAE SPP.) EX FILLET/LIVER/ROE FRZN KG	214,905	664,867
	INDONESIA.....	207,502	636,881
	THAILAND.....	7,403	27,986
0303794080	GROUPE, EXCEPT FILLETS/LIVERS/ROES, FROZEN KG	74,408	235,487
	INDIA.....	20,440	40,471
	INDONESIA.....	21,143	76,129
	THAILAND.....	32,825	118,887
0303794096	FISH, NESOI, EXCEPT FILLETS/LIVERS/ROES, FROZEN KG	287,268	510,505
	CHINA (TAIWAN).....	114,153	200,139
	INDIA.....	154,972	270,179
	INDONESIA.....	18,143	40,187
0303794097	FISH, FROZEN, NESOI, EXCEPT FILLETS/LIVERS/ROES KG	679,930	1,313,561
	CHINA (TAIWAN).....	209,102	396,636
	INDIA.....	421,665	791,844
	MEXICO.....	35,056	112,854
	TRINIDAD @ TOBAGO.....	14,107	12,227
0304101044	ATLANTIC COD FILLETS AND OTHER MEAT, FRESH OR CHLD KG	1,464	12,271
	SPAIN.....	1,464	12,271
0304101048	COD NESOI FILLETS AND OTHER MEAT, FRESH/CHILLED KG	907	4,188
	CANADA.....	907	4,188
0304101055	CUSK AND POLLOCK FILLETS/OTHER MEAT FRESH/CHILLED KG	15,272	44,722
	CANADA.....	15,272	44,722
0304103000	HAKE (UROPHYCIS SPP.) FILLETS/OTHR MEAT FRESH/CHLD KG	18,440	15,366
	URUGUAY.....	18,440	15,366
0304104099	FISH NESOI FILLETS/OTHR MEAT(WHTHR/NT MINCD) FR/CH KG	228	2,223
	COSTA RICA.....	228	2,223
0304202011	ATLANTIC COD FILLET, SKINND, BLOCK OV4.5KG, FROZEN KG	1,500	13,422
	SPAIN.....	1,500	13,422
0304202044	ALASKA POLLOCK FILLET SKINND FRZN BLK OV4.5KG PROCD KG	59,893	130,517
	CHINA, PEOPLE'S REP. (MAINLAND).....	59,893	130,517
0304202055	WHITING FILT SKINND BLK OV4.5KG CUT IN EVEN PCS FZ KG	48,685	95,558
	ARGENTINA.....	34,323	68,735
	SPAIN.....	2,174	9,291
	URUGUAY.....	12,188	17,532
0304202066	FISH NESOI FILLETS SKINNED, BLOCKS OV4.5KG, FROZEN KG	7,893	47,202
	THAILAND.....	7,893	47,202
0304203068	POLLOCK FILLETS, NESOI, FROZEN KG	88,393	350,782
	CHINA, PEOPLE'S REP. (MAINLAND).....	88,393	350,782
0304205000	HAKE (UROPHYCIS SPP.) FILLETS, NESOI, FROZEN KG	17,365	77,983
	SPAIN.....	17,365	77,983
0304206091	FROZEN FISH FILLETS, DOLPHIN (MAHI MAHI) KG	77,222	261,428
	CHINA (TAIWAN).....	55,156	166,621
	INDONESIA.....	18,361	82,174

TABLE 2 - IMPORTS INTO PUERTO RICO FROM FOREIGN COUNTRIES
BY COMMODITY AND COUNTRY OF ORIGIN-FISCAL YEAR 1999

COMM-CODE	COMMODITY, COUNTRY AND UNIT OF QUANTITY	QUANTITY	VALUE-\$
	PERU.....	3,705	12,633
0304206096	FROZEN FISH FILLETS, NESOI..... KG	280,093	850,302
	ARGENTINA.....	15,009	12,758
	CHILE.....	32,403	20,958
	INDONESIA.....	141,066	480,450
	THAILAND.....	91,615	336,136
0304206098	OTHER FROZEN FISH FILLETS, NOT DOLPHIN/SWORDFISH..... KG	227,180	652,168
	INDONESIA.....	114,822	416,186
	THAILAND.....	112,568	435,982
0305306010	HERRING FILLETS, DRIED, SALTED OR IN BRINE..... KG	18,305	75,622
	CANADA.....	18,305	75,622
0305306030	COD FILLETS, DRIED, SALTED OR IN BRINE..... KG	72,907	385,505
	CANADA.....	36,890	253,000
	INDIA.....	2,417	4,837
	SPAIN.....	33,600	127,568
0305306080	FISH FILLETS NESOI, DRIED, SALTED OR IN BRINE..... KG	2,051,206	11,310,107
	CANADA.....	832,049	5,357,175
	CHINA, PEOPLE'S REP. (MAINLAND).....	19,958	59,009
	FAROE ISLANDS.....	22,861	136,239
	ICELAND.....	1,164,884	5,725,118
	INDIA.....	8,726	16,661
	SPAIN.....	2,728	15,805
0305410000	PACIFIC, ATLANTIC AND DANUBE SALMON, SMOKED..... KG	3,135	31,983
	PANAMA.....	3,135	31,983
0305420050	HERRINGS INCLUDING FILLETS, BONELESS, SMOKED..... KG	518	2,330
	CANADA.....	518	2,330
0305420060	HERRINGS, INCLUDING FILLETS, NESOI, SMOKED..... KG	60,576	119,189
	CANADA.....	60,576	119,189
0305510000	COD, DRIED, WHETHER OR NOT SALTED BUT NOT SMOKED..... KG	350,978	2,104,748
	CANADA.....	280,244	1,738,158
	ICELAND.....	18,965	76,320
	NORWAY.....	113	2,880
	SPAIN.....	51,656	285,388
0305594000	FISH, DRIED, WHETHER SALTED BUT NOT SMOKED, NESOI..... KG	302,225	1,498,785
	CANADA.....	184,557	1,006,081
	ICELAND.....	117,668	492,684
0305620030	COD WHOLE/PROCSD SALTD NT DRD/SMK MOISTUR >43%<45%..... KG	19,839	79,700
	CANADA.....	9,070	55,775
	CHINA, PEOPLE'S REP. (MAINLAND).....	10,569	23,925
0305620070	COD SALTD NT DRD/SMKD BRINE NESOI MOISTUR >43%<45%..... KG	331,240	1,883,915
	CANADA.....	331,240	1,883,915
0305691021	HAKE WHOLE/SIMPLY PROCSSD SALTD NT DRD/SMKD; BRINE..... KG	47,917	224,919
	CANADA.....	47,917	224,919
0305691022	POLLOCK WHOLE/SIMPLY PROCSD SALTD NT DRD/SMK BRINE..... KG	1,138,050	5,120,029
	CANADA.....	947,349	4,394,412
	CHINA, PEOPLE'S REP. (MAINLAND).....	85,385	260,026
	ICELAND.....	105,316	465,591
0305691029	HADDCK/CUSK WHOLE/PROCSD SALTD NT DRD/SMKD; BRINE..... KG	25,028	113,855
	CANADA.....	25,028	113,855
0305691041	HAKE, SALTED BUT NOT DRIED/SMOKED; IN BRINE, NESOI..... KG	14,991	77,920
	CANADA.....	14,991	77,920
0305691042	POLLOCK SALTED NOT DRIED/SMOKED; IN BRINE, NESOI..... KG	66,813	240,276
	CANADA.....	63,967	228,480
	SPAIN.....	3,246	11,796
0305691049	HADDCK/CUSK SALTD NOT DRIED/SMOKD; IN BRINE NESOI..... KG	14,306	56,779
	CANADA.....	14,306	56,779
0305693000	MACKEREL IN CONTNRS OVER 6.8KG SALTED NOT DRD/SMKD..... KG	5,351	9,464
	CANADA.....	5,351	9,464
0305696000	FISH, NESOI, SALTED BUT NOT DRIED OR SMOKED, BRINE..... KG	9,299	51,250
	CANADA.....	9,299	51,250
0306120070	LOBSTERS, NESOI, FROZEN..... KG	675	7,344
	CANADA.....	675	7,344
0306130003	SHRIMPS/PRAWNS SHELL-ON COUNT SIZE < 33 PER KG FRZ..... KG	169,795	922,971
	BANGLADESH.....	42,455	472,220
	CHINA, PEOPLE'S REP. (MAINLAND).....	72,887	146,868
	COLOMBIA.....	1,150	20,349
	PERU.....	24,698	146,469
	SPAIN.....	2,399	9,911
	THAILAND.....	5,217	60,985
	UNITED ARAB EMIRATES.....	20,989	66,169

TABLE 2 - IMPORTS INTO PUERTO RICO FROM FOREIGN COUNTRIES
BY COMMODITY AND COUNTRY OF ORIGIN-FISCAL YEAR 1989

COMM-CODE	COMMODITY, COUNTRY AND UNIT OF QUANTITY	QUANTITY	VALUE-\$
0306130006	SHRIMP/PRAWN SHELL-ON COUNT SIZE 33-45 PER KG FRZN KG	6,385	54,295
	BANGLADESH.....	5,443	48,960
	COSTA RICA.....	382	3,022
	SPAIN.....	560	2,313
0306130009	SHRIMP/PRAWN SHELL-ON COUNT SIZE 46-55 PER KG FRZN KG	2,155	20,505
	BANGLADESH.....	1,833	13,248
	PERU.....	522	7,257
0306130012	SHRIMP/PRAWN SHELL-ON COUNT SIZE 56-66 PER KG FRZN KG	1,740	20,920
	BANGLADESH.....	1,060	11,232
	PERU.....	680	9,688
0306130015	SHRIMP/PRAWN SHELL-ON COUNT SIZE 67-88 PER KG FRZN KG	1,502	17,756
	PERU.....	794	7,292
	THAILAND.....	708	10,464
0306130018	SHRIMP/PRAWN SHELL-ON COUNT SIZE 89-110 PER KG FRZ KG	1,370	16,998
	THAILAND.....	1,370	16,998
0306130021	SHRIMP/PRAWN SHELL-ON COUNT SIZE 111-132 PR KG FRZ KG	1,211	10,539
	PERU.....	748	5,811
	THAILAND.....	463	4,928
0306130024	SHRIMP/PRAWN SHELL-ON COUNT SIZE 133-154 PR KG FRZ KG	32,186	77,000
	CHINA,PEOPLE'S REP.(MAINLAND).....	30,236	62,193
	PERU.....	1,950	14,807
0306130027	SHRIMP/PRAWN SHELL-ON COUNT SIZE MORE THAN 154 FRZ KG	13,834	78,184
	PERU.....	13,834	78,184
0306130040	SHRIMPS AND PRAWNS, PEELED, FROZEN KG	180,600	471,196
	CHINA,PEOPLE'S REP.(MAINLAND).....	128,536	271,818
	PERU.....	705	2,273
	THAILAND.....	61,359	197,105
0306190060	OTHER CRUSTACEANS, FRZ, EDIBLE FLOURS/MEALS/PELTS KG	27,047	481,710
	COLOMBIA.....	25,067	409,000
	HAITI.....	1,960	52,710
0306190090	CRUSTACEANS, NESOI, FRZ, EDIBLE, FLOUR/MEAL/PELTS KG	7,288	128,968
	COLOMBIA.....	7,288	128,968
0306220010	LOBSTERS (HOMARUS SPP.), LIVE KG	178	2,548
	CANADA.....	178	2,548
0306244000	CRABS NESOI FRESH, CHILLED, DRIED, SALTD, IN BRINE KG	175,941	340,957
	DOMINICAN REPUBLIC.....	3,118	2,894
	VENEZUELA.....	172,823	338,063
0307310090	MUSSELS NOT FARMED; LIVE, FRESH OR CHILLED KG	19,551	45,714
	NEW ZEALAND ISLANDS.....	19,551	45,714
0307410020	LOLIGO SQUID, LIVE, FRESH OR CHILLED KG	1,477	11,181
	SPAIN.....	1,477	11,181
0307490010	SQUID FILLETS, FROZEN KG	21,860	59,574
	COLOMBIA.....	21,860	59,574
0307490050	SQUID NESOI (EX FZ FILLET) FRZN/DRD/SALTD/IN BRINE KG	47,133	40,622
	URUGUAY.....	47,133	40,622
0307510000	OCTOPUS, LIVE, FRESH OR CHILLED KG	90,759	220,707
	INDONESIA.....	9,525	18,795
	PHILIPPINES.....	81,234	201,912
0307590000	OCTOPUS, FROZEN, DRIED, SALTED OR IN BRINE KG	646,526	1,620,769
	CHILE.....	69,949	169,320
	CHINA,PEOPLE'S REP.(MAINLAND).....	21,538	58,942
	INDONESIA.....	27,914	69,311
	PHILIPPINES.....	449,080	1,164,220
	SPAIN.....	23,210	18,846
	THAILAND.....	54,835	140,130
0307910030	CONCH, LIVE/FRESH/CHILLED, EDIBLE FLOUR/MEAL/PELTS KG	265,840	1,101,049
	JAMAICA.....	265,840	1,101,049
0307990060	MOLLUSC/AQUATIC INVRTEBRTE NESOI FZ/DRD/SALT/BRINE KG	221,603	803,079
	COLOMBIA.....	15,596	80,029
	INDIA.....	6,375	13,685
	JAMAICA.....	49,200	203,524
	PERU.....	18,000	41,115
	THAILAND.....	132,432	464,726
	DAIRY PRODUCE;BIRDS EGGS;NATURAL HONEY EDIBLE PRODUCTS OF ANIMAL ORIGIN, NOT ELSEWHERE SPECIFIED OR INCLUDED..... TOTAL		11,066,297
0401202000	MLK & CRM,NT CNTD,NT SWT,OV 1% NOV 6% FAT,IN QUOTA L	199,117	141,794
	CANADA.....	199,117	141,794

TABLE 2 - IMPORTS INTO PUERTO RICO FROM FOREIGN COUNTRIES
BY COMMODITY AND COUNTRY OF ORIGIN-FISCAL YEAR 1999

COMM-CODE	COMMODITY, COUNTRY AND UNIT OF QUANTITY	QUANTITY	VALUE-\$
0402210500	MLK/CRM, NT SW, PWDR, GRAN/SOLID, <3% FAT, US NTE 7 NEW ZEALAND ISLANDS.....	KG 128,000	227,128 227,128
0402911000	MLK/CREAM, CNTRD, N/SWT, NESOI, AIRTGHT CNTR, US NTE 11 NETHERLANDS.....	KG 369,904	417,249 417,249
0402991000	MLK, CONDENSED, SWEETENED, AIRTGHT CONTAINER, US NTE 11 CHILE.....	KG 302,492	387,488 164,048
	NETHERLANDS.....	152,480	223,440
0402994500	MILK, CONDENSED, SWEETENED, NESOI, AIRTIGHT CONTAINERS NETHERLANDS.....	KG 36,123	52,934 52,934
0402999000	MILK AND CREAM, CONCENTRATED, SWEETENED, NESOI CHILE.....	KG 16,423	19,889 19,889
0403100500	YOGURT, DRY, W/NT. SWTEND/FLVRED/CNTG FRUIT, NOTE 15 SPAIN.....	KG 19,608	44,591 44,591
0403109000	YOGURT, NESOI, W/N SWEETEND/FLAVORD/CNTG FRUIT, NESOI SPAIN.....	KG 84,945	129,812 129,812
0406305500	CHEESES MADE FR SHEEP'S MLK, PROCESSED, NT GRT/PWD SPAIN.....	KG 4,071	27,616 27,616
0406901600	EDAM/GOUDA CHEESE, SEE ADDITIONAL U.S. NOTE 20 NETHERLANDS.....	KG 1,908,424	7,217,799 7,217,799
0406904600	SWISS/EMMENTHALER CHEESE, SEE ADDTL U.S. NOTE 25 AUSTRIA.....	KG 525,092	1,027,555 419,298
	DENMARK.....	114,827	137,059
	FINLAND.....	38,519	574,300
	GERMANY.....	152,511	343,960
	SWITZERLAND.....	102,440	452,938
0406905600	CHEESE FROM SHEEP'S MILK ORG LOAVES SUITB FR GRATNG SPAIN.....	KG 6,394	43,703 43,703
0406905900	CHEESES MADE FROM SHEEP'S MILK, NESOI SPAIN.....	KG 3,158	27,161 27,161
0406909500	CHEESE MXTRS, NESOI, CNTN COWS MLK, ADDTL U S NOTE 16 DENMARK.....	KG 1,563	9,772 5,206
	SPAIN.....	960	4,566
0406909900	CHEESE AND SUBSTITUTES INCLUDING MIXTURES, NESOI DENMARK.....	KG 2,490	20,926 20,926
0409000025	COMB HONEY AND HONEY PACKAGED FOR RETAIL SALE MEXICO.....	KG 83,966	128,456 123,898
	SWITZERLAND.....	83,283	4,558
0409000064	NATURAL HONEY, NOT PACKAGED FOR RETAIL SALE, NESOI DOMINICAN REPUBLIC.....	KG 180,080	242,424 90,170
	MEXICO.....	82,449	152,254
	PRODUCTS OF ANIMAL ORIGIN, NOT ELSEWHERE SPECIFIED OR INCLUDED..... TOTAL	267	20,733
0510004040	CANTHARIDES, GLANDS USED FOR PHARMACEUTICAL PRDCTS BELGIUM.....	KG 124	5,973 5,973
0511994050	ANIMAL PRODUCTS NESOI, DEAD ANIMALS CH 1, INEDIBLE CANADA.....	KG 143	14,760 14,760
	VEGETABLES PRODUCTS..... TOTAL		120,607,582
	LIVE TREES AND OTHER PLANTS; BULBS, ROOTS AND THE LIKE; CUT FLOWERS AND ORNAMENTAL FOLIAGE..... TOTAL		2,747,881
0602100000	UNROOTED CUTTINGS AND SLIPS OF PLANTS, NESOI COSTA RICA.....	NO 25,609	15,022 15,022
0602902000	ORCHID PLANTS, LIVE CHINA (TAIWAN).....	KG 7,021	116,334 17,060
	NETHERLANDS.....	628	40,947
	THAILAND.....	575	58,327
0602903090	HERBACEOUS PERENNIALS NESOI SOIL ATTACHED TO ROOTS COSTA RICA.....	NO 12,234	4,003 4,003
0602904000	HERBACEOUS PERENNIALS, NESOI COSTA RICA.....	KG 12,234	10,535 10,535
0602909090	PLANTS, LIVE, WITHOUT SOIL ATTACHED TO ROOTS NESOI ISRAEL.....	NO 193,566	156,086 126,943
	NETHERLANDS.....	161,260	29,143
0603103000	MINIATURE (SPRAY) CARNATIONS, FRESH NETHERLANDS.....	NO 249,450	35,975

TABLE 2 - IMPORTS INTO PUERTO RICO FROM FOREIGN COUNTRIES
BY COMMODITY AND COUNTRY OF ORIGIN-FISCAL YEAR 1999

COMM-CODE	COMMODITY, COUNTRY AND UNIT OF QUANTITY	QUANTITY	VALUE-\$
0603106010	COLOMBIA..... SWEETHEART ROSES, FRESH NO	249,450 2,604	35,975 19,838
	COLOMBIA.....	2,354	16,588
0603106060	COSTA RICA..... ROSES, NESOI, FRESH NO	250 1,222,976	3,250 423,690
	COLOMBIA.....	1,222,976	423,690
0603106090	ROSES, NESOI, FRESH NO	172,096	47,825
	COLOMBIA.....	172,096	47,825
0603107010	POM POM CHRYSANTHEMUMS, FRESH NO	2,170,411	589,140
	COLOMBIA.....	2,170,411	589,140
0603107020	CHRYSANTHEMUMS EXCEPT POM POM, FRESH NO	922,941	173,144
	COLOMBIA.....	922,941	173,144
0603107030	STANDARD CARNATIONS, FRESH NO	1,064,560	120,555
	COLOMBIA.....	1,064,560	120,555
0603107050	DENDROBIUM ORCHIDS, FRESH NO	9,000	3,375
	THAILAND.....	9,000	3,375
0603108000	CUT FLOWERS AND FLOWER BUDS NESOI, FRESH X		18,083
	COLOMBIA.....		18,083
0603108020	GYPHOPHILA, FRESH NO	51,720	12,524
	COLOMBIA.....	51,720	12,524
0603108060	CUT FLOWERS AND FLOWER BUDS NESOI, FRESH X		58,702
	COLOMBIA.....		53,183
	COSTA RICA.....		2,662
	MEXICO.....		2,857
0603900000	CUT FLOWERS/BUDS DRIED, DYED OR OTHERWISE PREPARED X		28,565
	ARGENTINA.....		21,103
	COLOMBIA.....		7,462
0604100000	MOSES, LICHENS FRESH DRIED ETC OTHERWISE PREPARED X		11,707
	CANADA.....		11,707
0604910020	DOUGLAS-FIR EVERGREEN CHRISTMAS TREES, FRESH NO	2,530	30,480
	CANADA.....	2,530	30,480
0604910040	FIR EXCEPT DOUGLAS FIR, EVERGREEN XMAS TREES FRESH NO	19,187	121,595
	CANADA.....	19,187	121,595
0604910060	EVERGREEN CHRISTMAS TREES, NESOI, FRESH NO	49,598	392,899
	CANADA.....	49,598	392,899
0604910080	FOLIAGE, BRANCHES ETC, FRESH, NESOI X		301,049
	CANADA.....		301,049
0604993000	FOLIAGES, BRANCHES ETC, DRIED OR BLEACHED X		56,555
	COLOMBIA.....		18,565
	ISRAEL.....		13,322
	MEXICO.....		22,280
	THAILAND.....		2,388
	EDIBLE VEGETABLES AND CERTAIN ROOTS AND TUBERS..... TOTAL	80,256,245	46,288,534
0701100040	POTATOES, SEED, IN CONTAINERS OV 45KG FRSH, CHILLD KG	45,600	24,150
	CANADA.....	45,600	24,150
0701905020	POTATOE EX SEED CONTNER NOT OV 45KG FRSH/CHD NESOI KG	15,755,430	5,429,478
	CANADA.....	15,755,430	5,429,478
0701905040	POTATOE NESOI CONTNERS OVR 45KG, FRSH/CHLD EX SEED KG	12,957,702	3,600,601
	CANADA.....	12,957,702	3,600,601
0703102000	ONION SETS, FRESH OR CHILLED KG	1,490,858	455,445
	ARGENTINA.....	1,067,289	355,968
	CHILE.....	378,209	83,827
	SPAIN.....	45,360	15,550
0703104000	ONIONS AND SHALLOTS, NESOI, FRESH OR CHILLED KG	3,032,286	1,118,491
	ARGENTINA.....	212,444	65,400
	CANADA.....	2,023,159	826,477
	CHILE.....	339,444	75,356
	SPAIN.....	457,239	151,258
0703200010	GARLIC, FRESH WHOLE BULBS KG	1,953,387	3,148,528
	ARGENTINA.....	350,499	531,387
	CHILE.....	373,355	450,446
	MEXICO.....	157,920	149,960
	PERU.....	38,000	67,176
	SPAIN.....	1,033,813	1,947,559
0703200090	GARLIC, FRESH OR CHILLED, NESOI KG	971,542	1,523,246
	ARGENTINA.....	117,400	189,958
	CHILE.....	310,720	427,907

TABLE 2 - IMPORTS INTO PUERTO RICO FROM FOREIGN COUNTRIES
BY COMMODITY AND COUNTRY OF ORIGIN-FISCAL YEAR 1999

COMM-CODE	COMMODITY, COUNTRY AND UNIT OF QUANTITY	QUANTITY	VALUE-\$
	DOMINICAN REPUBLIC.....	1,023	2,138
	MEXICO.....	17,755	26,861
	SPAIN.....	409,244	732,089
	THAILAND.....	115,400	144,195
0704902000	CABBAGE, FRESH OR CHILLED KG	1,541,286	524,229
	CANADA.....	1,013,518	330,329
	COSTA RICA.....	527,768	183,900
0708100500	CARROTS, REDUCED IN SIZE, FRESH OR CHILLED KG	35,618	10,400
	CANADA.....	35,618	10,400
0708102000	CARROTS, NESOI, FRESH OR CHILLED KG	639,648	210,442
	CANADA.....	535,190	148,707
	COSTA RICA.....	104,458	61,735
0708104000	TURNIPS, FRESH OR CHILLED KG	15,397	4,452
	CANADA.....	15,397	4,452
0708904000	ROOTS, EDIBLE, NESOI, FRESH OR CHILLED KG	33,287	24,049
	DOMINICAN REPUBLIC.....	33,287	24,049
0708905000	CHICKPEAS (GARBANZOS), FRESH OR CHILLED KG	60,000	40,800
	MEXICO.....	60,000	40,800
0708902500	PIGEON PEAS, ENTRY 7/1-9/30, FRESH OR CHILLED KG	325,279	285,256
	DOMINICAN REPUBLIC.....	19,239	18,525
	NETHERLANDS.....	41,587	33,685
	PERU.....	264,453	233,046
0708903000	PIGEON PEAS, ENTRY 10/1 TO JUNE 30, FRESH, CHILLED KG	631,029	1,072,785
	DOMINICAN REPUBLIC.....	172,440	392,973
	ECUADOR.....	173,649	414,751
	PERU.....	284,940	265,071
0709402000	CELERY OTHER THAN CELERIAC, REDUCED IN SIZE, FR/CH KG	4,469	3,504
	DOMINICAN REPUBLIC.....	4,469	3,504
0709404000	CELERY EXCEPT CELERIAC ENTRY 4/15-7/31, FRSH, CHLD KG	18,496	11,556
	DOMINICAN REPUBLIC.....	18,496	11,556
0709406000	CELERY EXCEPT CELERIAC ENTRY 8/1-4/14, FRESH, CHLD KG	88,584	76,938
	DOMINICAN REPUBLIC.....	88,584	76,938
0709804000	FRUITS OF THE GENUS CAPSICUM/PIMENTA NESOI, FR/CH KG	60,770	177,390
	DOMINICAN REPUBLIC.....	48,618	131,787
	NETHERLANDS.....	12,152	45,603
0709900500	JICAMAS, PUMPKINS AND BREADFRUIT, FRESH OR CHILLED KG	1,525,391	483,078
	COSTA RICA.....	853,182	244,729
	DOMINICAN REPUBLIC.....	31,540	15,500
	PANAMA.....	621,482	198,099
	VENEZUELA.....	19,187	4,750
0709901000	CHAYOTE (SECHUM EDULE), FRESH OR CHILLED KG	107,149	55,296
	COSTA RICA.....	107,149	55,296
0709902000	SQUASH, FRESH OR CHILLED KG	83	5,500
	COSTA RICA.....	83	5,500
0710214000	PEAS RAW/COOK IN BOILING WATER ENTRY 10/1-6/30 FZN KG	92,955	164,050
	DOMINICAN REPUBLIC.....	58,255	109,650
	PERU.....	34,700	54,400
0710292500	PIGEON PEAS RAW/COOKD BY BOILING ENTRY 7/1-9/30 FZ KG	61,552	103,753
	DOMINICAN REPUBLIC.....	18,112	45,920
	PERU.....	43,440	57,833
0710293000	PIGEON PEAS RAW/COOK BY BOILING ENTRY 10/1-6/30 FZ KG	530,890	609,349
	PERU.....	530,890	609,349
0710294000	LEGUMINOUS VEG RAW/COOKED BY BOILING, FRZN, NESOI KG	163,294	190,921
	PERU.....	163,294	190,921
0710809750	VEG NESOI REDUCED, RAW/COOK BY BOILING IN WATER FZ KG	1,142	3,000
	DOMINICAN REPUBLIC.....	1,142	3,000
0710901000	PEA POD, WATER CHESTNUT MIX RAW/COOK BY BOILING FZ KG	8,878	10,422
	COSTA RICA.....	8,878	10,422
0710909000	VEG MIX NESOI RAW/COOKED BY BOILING IN WATER, FRZN KG	99,326	106,957
	COSTA RICA.....	33,137	39,151
	DOMINICAN REPUBLIC.....	52,890	49,066
	NICARAGUA.....	3,975	4,557
	PANAMA.....	9,324	14,183
0711204000	OLIVES, PITTED/STUFFED, PROVISIONALY PRES INEDIBLE KG	50,159	144,111
	SPAIN.....	50,159	144,111
0711300000	CAPERS, PROVISIONALLY PRESERVED, INEDIBLE KG	14,000	14,700
	MOROCCO.....	14,000	14,700
0711906000	VEG NESOI, VEG MIX, PROVISIONALLY PRES, INEDIBLE KG	18,997	45,888
	SPAIN.....	18,997	45,888
0712904040	GARLIC, DRIED, EXCEPT POWDER OR FLOUR KG	180,250	44,079

TABLE 2 - IMPORTS INTO PUERTO RICO FROM FOREIGN COUNTRIES
BY COMMODITY AND COUNTRY OF ORIGIN-FISCAL YEAR 1999

COMM-CODE	COMMODITY, COUNTRY AND UNIT OF QUANTITY	QUANTITY	VALUE-\$
0712906500	CHINA, PEOPLE'S REP. (MAINLAND).....	180,250	44,079
	PARSLEY, DRIED, NESOI..... KG	1,542	6,584
	MEXICO.....	1,542	6,584
0712907400	TOMATOES, DRIED IN POWDER..... KG	2,000	8,090
	MEXICO.....	2,000	8,090
0712908080	VEGETABLES NESOI AND MIXTURES OF VEGETABLES, DRIED..... KG	7,584	14,388
	GERMANY.....	7,584	14,388
0713101000	PEAS, SEEDS OF A KIND USED FOR SOWING DRD, SHELLED..... KG	166,628	107,686
	BELGIUM.....	61,753	42,308
	CANADA.....	21,318	4,695
	PERU.....	83,554	60,683
0713104020	GREEN PEAS, EXCEPT SEED, DRIED, SHELLED..... KG	6,611	3,318
	CANADA.....	6,611	3,318
0713104080	PEAS, NESOI, EXCEPT SEED, DRIED, SHELLED..... KG	325,387	244,621
	NETHERLANDS.....	218,981	157,922
	PERU.....	104,956	80,440
	SPAIN.....	450	6,259
0713201000	CHICKPEAS, SEEDS OF A KIND USED FOR SOWING, DRIED..... KG	148,761	103,415
	MEXICO.....	148,761	103,415
0713202000	CHICKPEAS (GARBANZOS), EXCEPT SEED, DRIED, SHELLED..... KG	441,500	288,183
	MEXICO.....	441,500	288,183
0713331020	NAVY AND PEA BEANS, SEEDS USED FOR SOWING, DRIED..... KG	38,995	21,978
	CANADA.....	38,995	21,978
0713331040	KIDNEY BEANS NESOI, SEEDS FOR SOWING, DRIED..... KG	41,731	28,330
	CANADA.....	41,731	28,330
0713332050	LIGHT RED KIDNEY BEAN EX SEED ENTRY 5/1-8/31 DRIED..... KG	20,000	17,000
	MEXICO.....	20,000	17,000
0713391090	BEANS (VIGNA SPP, PHASEOLUS) NESOI, SEEDS, DRIED..... KG	170,280	107,302
	CANADA.....	170,280	107,302
0713392070	BEAN (VIGNA, PHASEOLUS) NESOI 5/1-8/31, DRIED SHLD..... KG	100,343	76,960
	CANADA.....	100,343	76,960
0713394050	PINTO BEANS EX SEED, 9/1-4/30, DRIED, SHELLED..... KG	17,616	13,630
	CANADA.....	17,616	13,630
0713394070	BEANS (VIGNA, PHASEOLUS) NESOI, 9/1-4/30, DRD SHLD..... KG	170,552	124,786
	CANADA.....	170,552	124,786
0713401000	LENTILS, SEEDS OF A KIND USED FOR SOWING, DRIED..... KG	12,624	6,336
	CANADA.....	12,624	6,336
0714101000	CASSAVA (MANIOC) FROZEN, W/NT PELLET..... KG	1,392,900	914,520
	COLOMBIA.....	12,515	6,936
	COSTA RICA.....	1,205,027	804,033
	DOMINICAN REPUBLIC.....	35,489	13,143
	ECUADOR.....	50,823	34,157
	NICARAGUA.....	89,046	58,251
0714102000	CASSAVA (MANIOC) FRESH OR DRIED, W/NT PELLET..... KG	3,723,285	1,360,864
	COSTA RICA.....	3,616,769	1,324,047
	NICARAGUA.....	106,496	36,817
0714201000	SWEET POTATOES, FROZEN, WHETHER/NT PELLETS..... KG	15,025	6,212
	DOMINICAN REPUBLIC.....	15,025	6,212
0714202000	SWEET POTATOES, FRESH OR DRIED, WHETHER/NT PELLETS..... KG	7,525,398	5,753,161
	COSTA RICA.....	27,814	10,405
	DOMINICAN REPUBLIC.....	7,497,584	5,742,756
0714901000	DASHEENS, FRESH, WHETHER OR NOT SLICED OR PELLETS..... KG	11,752,319	9,940,278
	COSTA RICA.....	3,910,265	2,807,875
	DOMINICAN REPUBLIC.....	5,658,511	5,308,657
	NICARAGUA.....	2,045,134	1,739,618
	PANAMA.....	140,409	84,130
0714902000	YAMS, FRESH, WHETHER/NOT SLICED OR PELLETS..... KG	10,378,255	6,390,516
	COSTA RICA.....	10,105,801	6,129,583
	DOMINICAN REPUBLIC.....	251,294	237,953
	NICARAGUA.....	21,160	23,000
0714904000	ROOTS & TUBERS HIGH STARCH OR INSULIN, NESOI, FRESH..... KG	973,756	638,892
	COSTA RICA.....	301,989	195,144
	DOMINICAN REPUBLIC.....	668,267	440,763
	NICARAGUA.....	3,490	2,985
0714904500	ROOTS & TUBERS WITH HIGH STARCH OR INSULIN, FROZEN..... KG	312,451	408,634
	COSTA RICA.....	209,937	250,520
	DOMINICAN REPUBLIC.....	13,618	23,118
	PANAMA.....	88,696	134,996

TABLE 2 - IMPORTS INTO PUERTO RICO FROM FOREIGN COUNTRIES
BY COMMODITY AND COUNTRY OF ORIGIN-FISCAL YEAR 1999

COMM-CODE	COMMODITY, COUNTRY AND UNIT OF QUANTITY	QUANTITY	VALUE-\$
	EDIBLE FRUITS AND NUTS;		
	TOTAL		33,847,266
0801110000	COCONUTS, FRESH OR DRIED, DESICCATED PHILIPPINES.....	KG 83,757	94,980 94,980
0801190020	COCONUTS, FRESH OR DRIED, IN SHELL DOMINICAN REPUBLIC.....	KG 620,458	211,267 211,267
0803002020	BANANAS, FRESH COSTA RICA..... DOMINICAN REPUBLIC..... ECUADOR..... VENEZUELA.....	KG 19,721,505 3,301,187 11,059,080 5,300,002	8,214,784 1,467,816 4,447,400 2,256,468
0803003000	PLANTAINS, FRESH COSTA RICA..... DOMINICAN REPUBLIC..... TRINIDAD & TOBAGO..... VENEZUELA.....	KG 20,171,145 5,576,375 73,170 21,600 14,500,000	14,470,882 3,622,894 36,000 15,000 10,797,098
0803004000	PLANTAINS, DRIED ECUADOR.....	KG 17,849 17,849	7,380 7,380
0804102000	DATES WHOLE W/O PITS FRH/DRD PACKD UNITS NOV 4.6KG SPAIN.....	KG 992 992	4,780 4,780
0804208000	FIGS, WHOLE, FRESH OR DRIED, NESOI SPAIN.....	KG 1,051 1,051	5,063 5,063
0804304000	PINEAPPLES FRSH/DRIED NT REDCD SZ IN CRATES/PACKGS COSTA RICA.....	KG 8,450 8,450	5,850 5,850
0804400000	AVOCADOS, FRESH OR DRIED DOMINICAN REPUBLIC.....	KG 3,095,006 3,095,006	3,359,221 3,359,221
0805100040	ORANGES, NESOI, FRESH OR DRIED DOMINICAN REPUBLIC..... JAMAICA.....	KG 2,744,372 2,086,756 657,616	1,193,201 924,076 269,125
0805200020	TANGERINES, FRESH OR DRIED DOMINICAN REPUBLIC.....	KG 9,943 9,943	6,130 6,130
0805302000	LEMONS (CITRUS LIMON, CITRUS LIMONUM) FRESH/DRIED DOMINICAN REPUBLIC.....	KG 333,266 333,266	409,986 409,986
0806102000	GRAPES, FRESH, ENTERED 2/15-3/31, INCLUSIVE, ANY Y CHILE..... COSTA RICA.....	M3 2,223 2,170 53	1,026,212 1,001,012 25,200
0806104000	GRAPES, FRESH, ENTERED 4/1-6/30, INCLUSIVE, ANY YR CHILE.....	M3 2,987 2,987	1,331,658 1,331,658
0806106000	GRAPES, FRESH, ENTERING 7/1-2/14 FOLLOWING YR, INC CHILE.....	M3 690 690	505,340 505,340
0806201090	RAISINS MADE FROM SEEDLESS GRAPES, NESOI CHILE.....	KG 55,972 55,972	81,470 81,470
0807113000	WATERMELONS, FRESH, ENTERED 12/1 TO FOLLOWING 3/31 PANAMA.....	KG 36,696 36,696	13,445 13,445
0807192000	CANTALOUPE, FRESH, ENTERD 9/16-7/31 FOL YR, INCL COSTA RICA.....	KG 225,909 225,909	152,196 152,196
0807197000	MELONS, NESOI, FRESH, ENTERED 12/1 TO FOL 5/31 COSTA RICA.....	KG 8,748 8,748	6,561 6,561
0807200000	PAPAYAS (PAPAWS) FRESH DOMINICAN REPUBLIC.....	KG 191,570 191,570	143,460 143,460
0808100030	APPLES, FRESH VALUED \$0.22 PER KILOGRAM OR LESS CHILE.....	KG 3,842 3,842	2,817 2,817
0808100060	APPLES, FRESH, VALUED > \$0.22 PER KILOGRAM CHILE.....	KG 14,699 14,699	8,564 8,564
0808202000	PEARS & QUINCES, FRESH, ENTERED 4/1-6/30, INCL CHILE.....	KG 274,831 274,831	144,661 144,661
0808204000	PEAR & QUINCES, FRESH, ENTERD 7/1-3/31 FOL YR INCL CHILE.....	KG 48,492 48,492	21,616 21,616
0809304010	PEACHES, FRESH, ENTERED 12/1-5/31 CHILE.....	KG 1,037 1,037	8,916 8,916
0809304080	NECTARINES, FRESH, ENTERED 12/1-5/31 CHILE.....	KG 62,798 62,798	71,534 71,534
0809402000	PLUMS (INC PRUNE PLUMS) & SLOES, FRSH, ENT 1/1-5/3 CHILE.....	KG 334,386 334,386	352,334 352,334
0809404000	PLUMS (INC PRUNE PLUMS) & SLOES FRSH ENT 6/1-12/31 CHILE.....	KG 2,111 2,111	4,550 4,550
0810104000	STRAWBERRIES, FRESH, ENTERED 9/16-5/31 FOL YR, INCL COLOMBIA.....	KG 1,000 1,000	4,500 4,500
0810400030	CRANBERRIES, FRESH	KG 1,215	4,014

TABLE 2 - IMPORTS INTO PUERTO RICO FROM FOREIGN COUNTRIES
BY COMMODITY AND COUNTRY OF ORIGIN-FISCAL YEAR 1999

COMM-CODE	COMMODITY, COUNTRY AND UNIT OF QUANTITY	QUANTITY	VALUE-\$
	CANADA.....	1,215	4,014
0810400040	FRUITS OF THE GENUS VACCINIUM, NESOI, FRESH KG	500	2,500
	COLOMBIA.....	500	2,500
0810500000	OTHER FRESH FRUIT, KIWI FRUIT KG	30,831	34,633
	CHILE.....	30,831	34,633
0811901000	BANANAS & PLANTAINS, UNCKD/COOKD BY WATER, FROZEN KG	1,255,593	1,629,642
	COLOMBIA.....	21,780	28,333
	COSTA RICA.....	40,227	21,861
	ECUADOR.....	1,044,904	1,349,647
	HONDURAS.....	144,482	226,209
	NICARAGUA.....	4,200	3,592
0811908060	FRUITS NESOI & NUTS, UNCKD/COOKD BY WATER, FROZEN KG	357,315	161,630
	BRAZIL.....	12,285	17,230
	DOMINICAN REPUBLIC.....	345,030	144,400
0813404000	PEACHES, DRIED KG	8,790	10,736
	CHILE.....	8,790	10,736
0813408000	TAMARINDS, DRIED KG	54,406	48,990
	DOMINICAN REPUBLIC.....	54,406	48,990
0813500020	MIXTURES CONTAINING ONLY DRIED FRUITS OF CHAPTER 8 KG	68,171	91,693
	PHILIPPINES.....	25,887	27,534
	THAILAND.....	42,304	64,159
	COFFEE, TEA, MATE AND SPICES..... TOTAL	4,619,290	14,405,862
0901120000	COFFEE, NOT ROASTED, DECAFFEINATED KG	68,455	200,796
	CANADA.....	19,671	79,796
	ITALY.....	48,784	121,000
0901210060	COFFEE, NESOI, ROASTED, NOT DECAFFEINATED KG	4,104,977	13,107,076
	CANADA.....	19,278	39,165
	COSTA RICA.....	3,305,748	10,547,527
	DOMINICAN REPUBLIC.....	779,951	2,520,384
0901220030	COFFEE, ROASTED, DECAFFEINATED RETAIL CONTR 2 KG < KG	5,280	61,800
	COLOMBIA.....	5,280	61,800
0904110040	PEPPER (GENUS PIPER) NOT CRUSHED OR GROUND, WHITE KG	19,600	25,547
	SPAIN.....	19,600	25,547
0904202000	PAPRIKA (GENUS CAPSICUM) DRIED, CRUSHED OR GROUND KG	8,875	21,497
	CHILE.....	7,055	15,497
	SPAIN.....	1,820	6,000
0904206010	BELL PEPPERS (GENUS CAPSICUM), DRIED, NOT GROUND KG	120,777	313,589
	GERMANY.....	120,777	313,589
0905000000	VANILLA BEANS KG	17,765	434,751
	MADAGASCAR.....	17,765	434,751
0909100000	SEEDS OF ANISE OR BADIAN KG	480	3,600
	SPAIN.....	480	3,600
0909200000	SEEDS OF CORIANDER KG	20,977	18,196
	CANADA.....	16,160	10,522
	DOMINICAN REPUBLIC.....	4,817	7,674
0910102000	GINGER, NOT GROUND KG	107,971	64,566
	COSTA RICA.....	107,971	64,566
0910300000	TUMERIC (CURCUMA) KG	3,270	6,072
	MEXICO.....	3,270	6,072
0910992000	ORIGANUM (LIPPIA SPP.) CRUDE OR NOT MANUFACTURED KG	13,347	31,071
	DOMINICAN REPUBLIC.....	4,100	8,846
	MEXICO.....	9,247	22,425
0910995000	DILL KG	44,686	40,425
	DOMINICAN REPUBLIC.....	44,686	40,425
0910996000	SPICES, NESOI KG	82,820	76,876
	COSTA RICA.....	65,723	53,673
	DOMINICAN REPUBLIC.....	12,544	11,280
	GERMANY.....	4,553	11,923
	CEREALS..... TOTAL	89,285,902	16,404,347
1001902020	RED SPRING WHEAT, GRADE 2, (EXCEPT SEED) KG	33,297,411	5,336,180
	CANADA.....	33,297,411	5,336,180
1001902021	RED SPRING WHEAT GRADE 2 PROTEIN CONTENT<12.9% WGT KG	31,590,572	5,205,918
	CANADA.....	31,590,572	5,205,918
1001902095	WHEAT AND MESLIN, EXCEPT SEED, NESOI KG	344,000	113,020
	SPAIN.....	344,000	113,020
1001902096	WHEAT AND MESLIN, EXCEPT SEED, NESOI KG	86,000	26,355

TABLE 2 - IMPORTS INTO PUERTO RICO FROM FOREIGN COUNTRIES
BY COMMODITY AND COUNTRY OF ORIGIN-FISCAL YEAR 1999

COMM-CODE	COMMODITY, COUNTRY AND UNIT OF QUANTITY	QUANTITY	VALUE-\$
	SPAIN.....	86,000	26,355
1004000010	OATS, SEED..... KG	6,467,741	641,365
	CANADA.....	8,467,741	641,365
1006309010	RICE, SEMI/WHOLLY MILLED, NESOI, LONG GRAIN..... KG	2,520	3,394
	ITALY.....	2,520	3,394
1006309020	RICE, SEMI/WHOLLY MILLED, NESOI, MEDIUM GRAIN..... KG	17,497,658	5,078,105
	CHINA, PEOPLE'S REP.(MAINLAND).....	12,240,000	3,427,200
	EGYPT.....	5,257,858	1,650,905
	PRODUCTS OF THE MILLING INDUSTRY; MALT; STARCHES; INULIN; WHEAT GLUTEN..... TOTAL	8,051,090	4,889,319
1101000010	HARD SPRING WHEAT FLOUR..... KG	1,121,437	476,449
	CANADA.....	1,121,437	476,449
1102906000	CEREAL FLOURS OTHER THAN WHEAT OR MESLIN, NESOI..... KG	196,017	328,611
	CANADA.....	3,423	2,805
	DOMINICAN REPUBLIC.....	129,070	157,537
	VENEZUELA.....	63,524	168,269
1103290000	PELLETS OF CEREAL, NESOI..... KG	5,370,926	994,284
	DENMARK.....	5,370,926	994,284
1104120000	GRAINS, ROLLED OR FLAKED, OF OATS..... KG	883,149	2,164,744
	CANADA.....	68,040	22,667
	COLOMBIA.....	167,810	452,251
	VENEZUELA.....	647,299	1,689,826
1104220000	GRAINS WORKED (HULLD PEARLD SLICED KIBBLD) OF OATS..... KG	380,988	796,455
	CANADA.....	85,409	29,652
	COLOMBIA.....	37,321	101,097
	VENEZUELA.....	258,258	665,706
1106200000	FLOUR & MEAL OF SAGO, ROOTS/TUBERS OF HEADING 0714..... KG	11,364	3,125
	DOMINICAN REPUBLIC.....	11,364	3,125
1108190010	CEREAL STARCHES, NESOI, FOR NON-FOOD USE..... KG	28,511	53,999
	ITALY.....	28,511	53,999
1108190090	STARCHES, NESOI..... KG	58,700	71,652
	BELGIUM.....	29,700	34,155
	ITALY.....	29,000	37,497
	OIL SEEDS AND OLEAGINOUS FRUITS; MISCELLANEOUS GRAINS, SEEDS AND FRUITS; INDUSTRIAL OR MEDICINAL PLANTS; STRAW AND FODDER..... TOTAL		605,853
1207400000	SESAME SEEDS, WHETHER OR NOT BROKEN..... KG	106,646	144,946
	DOMINICAN REPUBLIC.....	3,969	6,100
	GUATEMALA.....	83,081	111,966
	VENEZUELA.....	19,596	26,880
1209290096	SEEDS OF FORAGE PLANTS, EX BEET, FOR SOWING, NESOI..... KG	707	2,262
	BRAZIL.....	707	2,262
1211908080	PLANTS & PARTS EX MINT LEAVES USED AS HERBAL TEAS..... KG	7,581	106,523
	SPAIN.....	7,581	106,523
1211908090	PLANTS & PARTS, NESOI, USED PRIMRLY IN PRFUMRY ETC..... KG	4,106	38,017
	SPAIN.....	4,106	38,017
1214100010	ALFALFA (LUCERNE) CUBES, DEHYDRATED..... T	15	4,650
	CANADA.....	15	4,650
1214100015	ALFALFA (LUCERNE) MEAL/PELLETS, NESOI, DEHYDRATED..... T	5,158	307,160
	DENMARK.....	5,158	307,160
1214100080	ALFALFA (LUCERNE) MEAL AND PELLETS, NESOI..... T	1	2,295
	CANADA.....	1	2,295
	LAC; GUMS, RESINS AND OTHER VEGETABLE SAPS AND EXTRACT..... TOTAL	281,708	1,413,159
1301200000	GUM ARABIC..... KG	192,913	610,330
	FRANCE.....	165,915	541,172
	INDIA.....	20,000	45,674
	ITALY.....	5,000	19,300
	MEXICO.....	1,998	4,184
1302199040	VEGETABLE SAPS AND EXTRACTS, NESOI..... KG	532	2,471
	SPAIN.....	532	2,471
1302200000	PECTIC SUBSTANCES, PECTINATES AND PECTATES..... KG	86,197	797,894
	DENMARK.....	35,197	364,144

TABLE 2 - IMPORTS INTO PUERTO RICO FROM FOREIGN COUNTRIES
BY COMMODITY AND COUNTRY OF ORIGIN-FISCAL YEAR 1999

COMM-CODE	COMMODITY, COUNTRY AND UNIT OF QUANTITY	QUANTITY	VALUE-\$
1302390090	MEXICO.....	51,000	433,750
	MUCILAGE & THICKNER W/N MODIFIED, FRM VEG PRD NESOI KG	2,066	2,464
	DOMINICAN REPUBLIC.....	2,066	2,464
	VEGETABLE PLATING MATERIALS; VEGETABLE PRODUCTS NOT ELSEWHERE SPECIFIED OR INCLUDED..... TOTAL		5,561
1401100000	BAMBOO, USED PRIMARILY FOR PLATING X		2,948
	CHINA, PEOPLE'S REP. (MAINLAND).....		2,948
1401202090	RATTAN ROUGH LENGTH 3.9 M OR LESS OR CUT TRANSVRSLY X		2,613
	CHINA, PEOPLE'S REP. (MAINLAND).....		2,613
	ANIMAL OR VEGETABLE FATS AND OILS AND THEIR CLEAVAGE PRODUCTS; PREPARED EDIBLE FATS; ANIMAL OR VEGETABLE WAXES..... TOTAL	3,186,362	8,412,529
	ANIMAL OR VEGETABLE FATS AND OILS AND THEIR CLEAVAGE PRODUCTS; PREPARED EDIBLE FATS; ANIMAL OR VEGETABLE WAXES..... TOTAL	3,186,362	8,412,529
1504102000	COD LIVER OIL & FRACTIONS NOT CHEMICALLY MODIFIED KG	268	5,361
	DOMINICAN REPUBLIC.....	268	5,361
1507904020	SOYBEAN OIL, ONCE-REFINED NOT CHEMICALLY MODIFIED KG	5,290	16,664
	MEXICO.....	5,290	16,664
1509102000	OLIVE OIL VIRGIN UNDER 18KG/CNTR NOT CHEM MODIFIED KG	618,583	1,526,376
	DENMARK.....	1,753	5,368
	SPAIN.....	618,830	1,521,008
1509104000	OLIVE OIL VIRGIN 18KG OR MORE/CNTR NT CHEM MODIFIED KG	10,250	39,739
	SPAIN.....	10,250	39,739
1509902000	OLIVE OIL REFINED, UNDER 18KG WTH CNTR NT CHEM MOD KG	2,072,442	5,986,903
	DENMARK.....	21,126	49,439
	SPAIN.....	2,051,316	5,937,464
1509904000	OLIVE OIL REFINED 18KG/MORE WTH CNTR NT CHEM MODIF KG	251,397	568,281
	ITALY.....	224,652	505,369
	SPAIN.....	26,745	62,912
1510004000	OLIVE-RESIDUE OIL & BLENDS (1509&1510) EDIBLE <18KG KG	102,675	129,918
	ITALY.....	85,687	97,424
	SPAIN.....	16,988	32,494
1512110020	SUNFLOWER-SEED OIL, CRUDE, NOT CHEMICALLY MODIFIED KG	2,649	6,600
	SPAIN.....	2,649	6,600
1512190040	SAFFLOWER OIL, REFINED, NOT CHEMICALLY MODIFIED KG	3,062	8,799
	SPAIN.....	3,062	8,799
1513110000	COCONUT (COPRA) OIL, CRUDE, NOT CHEMICALLY MODIFIED KG	34,038	56,080
	PHILIPPINES.....	34,038	56,080
1513190000	COCONUT (COPRA) OIL, REFINED, NT CHEMICALLY MODIFIED KG	1,620	3,428
	BRAZIL.....	1,620	3,428
1515290040	CORN (MAIZE) OIL, FULLY REFINED, NT CHEM MODIFIED KG	13,248	14,240
	ARGENTINA.....	13,248	14,240
1516209000	VEGETABLE FATS & OILS NESOI HYDROGENATED NT PREPAR KG	20,000	19,200
	MEXICO.....	20,000	19,200
1518004000	ANIMAL & VEGETABLE FATS/OILS, CHEMICALLY MODIFIED KG	50,840	30,940
	FRANCE.....	50,840	30,940
	PREPARED FOODSTUFFS; BEVERAGES, SPIRITS AND VINEGAR; TOBACCO AND MANUFACTURED TOBACCO SUBSTITUTES..... TOTAL		418,639,357
	PREPARATIONS OF MEAT, OF FISH, OR OF CRUSTACEANS, MOLLUSCS OR OTHER AQUATIC INVERTEBRATES..... TOTAL	42,469,063	114,022,392
1601002010	PORK SAUSG/SIMILAR PRODUCTS FOOD PREP OF PORK CANND KG	63,469	236,084
	DENMARK.....	43,203	163,622
	NETHERLANDS.....	20,266	72,462
1601002090	PORK SAUSG/SIMILR PRODUCTS FOOD PREP OF THESE NESOI KG	1,333,358	4,779,012

TABLE 2 - IMPORTS INTO PUERTO RICO FROM FOREIGN COUNTRIES
BY COMMODITY AND COUNTRY OF ORIGIN-FISCAL YEAR 1999

COMM-CODE	COMMODITY, COUNTRY AND UNIT OF QUANTITY	QUANTITY	VALUE-\$
	DENMARK.....	1,333,358	4,779,012
1601004010	BEEF SAUSAGES, SIMILAR PRODUCTS, FOOD PREPS, CANNED KG	67,565	198,075
	BRAZIL.....	67,565	198,075
1601006060	SAUSAGE/SIMILAR PRDCT MEAT ETC NESOI FOOD PREP CND KG	4,355	20,054
	DENMARK.....	4,355	20,054
1601006080	SAUSAGE/SMLR PRDCT MEAT ETC NESOI FOOD PREP NT CND KG	1,890	10,132
	DENMARK.....	1,890	10,132
1602412020	HAMS, CUTS, BONED, COOKED, AIRTIGHT CONTAINER <1KG KG	44,226	96,737
	CANADA.....	37,171	75,645
	DENMARK.....	4,344	12,622
	NETHERLANDS.....	2,711	8,470
1602412040	HAMS/CUTS, BONED/COOKED AIRTIGHT CNTR 1 KG OR MORE KG	158,483	572,155
	DENMARK.....	34,055	93,550
	NETHERLANDS.....	12,663	36,872
	POLAND.....	111,745	441,733
1602422020	SHOULDERS, CUTS, BONED, COOKED, AIRTIGHT CNTR <1KG KG	145,111	317,237
	DENMARK.....	75,858	162,394
	NETHERLANDS.....	69,253	154,843
1602422040	SHOULDER/CUT BONED/COOKED AIRTIGHT CNTR 1KG OR OV KG	8,220,358	13,361,831
	BELGIUM.....	79,896	134,842
	CANADA.....	318,409	497,744
	COSTA RICA.....	19,595	35,314
	DENMARK.....	4,983,136	10,915,412
	GERMANY.....	37,676	81,599
	NETHERLANDS.....	781,644	1,696,930
1602492000	SWINE MEAT NESOI BONED/COOKED CND NO CEREAL OR VEG KG	1,752,948	3,675,430
	CANADA.....	16,827	26,710
	DENMARK.....	678,825	1,557,123
	NETHERLANDS.....	1,057,296	2,091,597
1602494000	SWINE MEAT NESOI, NO CEREAL OR VEGS, PREP OR PRES KG	2,038,311	7,576,054
	DENMARK.....	2,038,311	7,576,054
1602496000	MIXTURES OF PORK AND BEEF, PREPARED OR PRESERVED KG	64,013	147,840
	NETHERLANDS.....	64,013	147,840
1602499000	MEAT OF SWINE NESOI, PREPARED OR PRESERVED KG	4,265	18,930
	DENMARK.....	4,265	18,930
1602501020	CORNER BEEF NESOI, NO CEREAL/VEG AIRTITE CNTR <1KG KG	4,131,271	10,333,467
	ARGENTINA.....	282,108	707,470
	BRAZIL.....	3,478,667	8,770,731
	NEW ZEALAND ISLANDS.....	14,530	31,339
	URUGUAY.....	355,966	823,927
1602501040	CORNER BEEF NO CEREAL OR VEG AIRTITE CNTR 1KG, OV KG	272,887	541,290
	ARGENTINA.....	233,695	450,570
	URUGUAY.....	39,192	90,720
1602502020	MEAT BOV ANML NESOI NO VEGS PREP AIRTITE CNTR <1KG KG	307,796	999,835
	ARGENTINA.....	47,948	163,675
	BRAZIL.....	259,848	836,160
1604114040	SALMON, NESOI, NOT IN OIL, CANNED KG	579	4,100
	CHILE.....	579	4,100
1604122000	HERRINGS, IN OIL, IN AIRTIGHT CONTAINERS KG	16,340	45,477
	CANADA.....	16,340	45,477
1604131000	SMK SARDINES IN OIL CND, \$1 TIN-PLATE/\$1.10 OTHER KG	37,403	114,784
	CANADA.....	32,439	85,235
	SPAIN.....	4,964	29,549
1604132000	SARDINES ETC NOT SKINNED/BONED IN OIL AIRTITE CNTRS KG	103,683	318,596
	SPAIN.....	103,683	318,596
1604133000	SARDINES ETC SKINNED/BONED, IN OIL, AIRTIGHT CNTRS KG	2,835	12,847
	SPAIN.....	2,835	12,847
1604134000	SARDINES ETC NESOI, IN CONTAINERS UNDER 225 GRAMS KG	559,310	647,944
	CANADA.....	18,288	49,481
	ECUADOR.....	104,160	123,648
	MEXICO.....	16,472	15,917
	PERU.....	37,029	41,000
	SPAIN.....	1,552	4,294
	THAILAND.....	381,809	413,604
1604139000	SARDINES, ETC NESOI, PREPARED OR PRESERVED KG	364,962	455,236
	ECUADOR.....	283,095	361,550
	PERU.....	80,361	87,500
	SPAIN.....	1,506	6,186
1604141000	TUNAS AND SKIPJACK, IN OIL, IN AIRTIGHT CONTAINERS KG	4,073	16,103
	SPAIN.....	4,073	16,103

**TABLE 2 - IMPORTS INTO PUERTO RICO FROM FOREIGN COUNTRIES
BY COMMODITY AND COUNTRY OF ORIGIN-FISCAL YEAR 1999**

COMM-CODE	COMMODITY, COUNTRY AND UNIT OF QUANTITY	QUANTITY	VALUE-\$
1604143020	TUNA, ALBACORE, NO OIL AIRTIGHT CNTNR OV 7KG NESOI KG	17,949	38,649
	SPAIN.....	1,680	8,511
	THAILAND.....	16,269	30,138
1604143040	TUNAS/SKIPJACK NESOI NO OIL AIRTITE CNTR OVER 7KG KG	341,013	679,737
	INDONESIA.....	110,674	208,706
	MALAYSIA.....	14,697	34,790
	PHILIPPINES.....	183,944	371,801
	THAILAND.....	31,698	64,440
1604144000	TUNAS/SKIPJACK NO OIL, NO AIRTITE CNTR, OVER 6.8KG KG	22,882,206	63,234,835
	COLOMBIA.....	829,128	1,751,224
	ECUADOR.....	21,803,496	60,441,688
	SINGAPORE.....	429,582	1,041,723
1604147000	BONITO (SARDA SPP.) PREPARED OR PRESERVED, IN OIL KG	6,262	85,524
	SPAIN.....	6,262	85,524
1604148000	BONITO (SARDA SPP.) PREPARED/PRESERVED, NOT IN OIL KG	1,672	15,546
	SPAIN.....	1,672	15,546
1604150000	MACKEREL, PREPARED OR PRESERVED KG	36,995	29,747
	CHILE.....	35,495	20,288
	SPAIN.....	1,500	9,459
1604161000	ANCHOVIES IN OIL/AIRTIGHT CONTNRS NOT OVER 3000 MT KG	225	6,462
	SPAIN.....	225	6,462
1604164000	ANCHOVIES PREP/PRES NESOI CONTAINERS 6.8KG OR LESS KG	1,110	6,800
	SPAIN.....	1,110	6,800
1604191000	BONITO, YELLOWTAIL, POLLOCK NO OIL, AIRTIGHT CNTRS KG	15,804	70,438
	SPAIN.....	15,804	70,438
1604192500	BONITO, YELLOWTAIL, POLLOCK IN OIL, AIRTIGHT CNTRS KG	17,138	80,130
	SPAIN.....	17,138	80,130
1604193000	FISH, NESOI, IN OIL, IN AIRTIGHT CONTAINERS KG	5,951	23,557
	SPAIN.....	5,951	23,557
1604201000	FISH PASTES KG	581	2,485
	SPAIN.....	581	2,485
1604206090	FISH PREPARED OR PRESERVED, NESOI KG	48,076	100,947
	REPUBLIC OF KOREA.....	39,000	62,928
	SPAIN.....	9,076	38,019
1604304000	CAVIAR SUBSTITUTES, NESOI KG	576	7,767
	SPAIN.....	576	7,767
1605102040	CRABMEAT, PREPARED, NESOI, IN AIRTIGHT CONTAINERS KG	10,128	50,779
	THAILAND.....	10,128	50,779
1605201010	SHRIMPS AND PRAWNS, FROZEN, IN AIRTIGHT CONTAINERS KG	39,841	164,230
	THAILAND.....	39,841	164,230
1605201020	SHRIMPS AND PRAWNS, BREADED, FROZEN KG	315	5,575
	COLOMBIA.....	315	5,575
1605201040	SHRIMPS AND PRAWNS, CANNED KG	14,400	74,700
	THAILAND.....	14,400	74,700
1605301090	LOBSTER PREPARED OR PRESERVED, NESOI KG	877	15,330
	COLOMBIA.....	877	15,330
1605400600	CRUSTACEANS NESOI PRODUCT WITH FISH MEAT PREP MEAL KG	6,907	28,897
	SPAIN.....	6,907	28,897
1605401000	CRUSTACEANS, PREPARED OR PRESERVED, NESOI KG	1,880	7,370
	SPAIN.....	1,880	7,370
1605901000	CLAMS BOILED WHOLE/CHOPPED/SALTED NOV 680GRAMS GW KG	1,148	7,680
	CHILE.....	1,148	7,680
1605902000	CLAMS IN AIRTIGHT CONTAINERS, NESOI KG	680	2,307
	THAILAND.....	680	2,307
1605903000	CLAMS, PREPARED OR PRESERVED, NESOI KG	815	2,293
	THAILAND.....	815	2,293
1605906055	SQUID EXCEPT LOLIGO, PREPARED OR PRESERVED KG	231,691	818,044
	SPAIN.....	231,691	818,044
1605906060	MOLLUSCS, AQUATIC INVERTEBRATES NESOI, PREP, PRES KG	1,103,452	3,963,513
	CHILE.....	5,871	46,165
	JAMAICA.....	76,142	308,058
	PHILIPPINES.....	258,567	641,420
	SPAIN.....	740,888	2,895,153
	THAILAND.....	21,984	72,717
	SUGARS AND SUGAR CONFECTIONARY..... TOTAL		57,306,473
1701111000	CANE SUGAR RAW N/FLAVOR/COLOR NESOI,ADDTL US NTE 5 KG	40,246,218	19,643,529
	DOMINICAN REPUBLIC.....	40,246,218	19,643,529
1701121000	BEET SUGAR RAW NO ADDED FLVR/COLR, ADDTL US NOTE 5 KG	210,000	129,630

TABLE 2 - IMPORTS INTO PUERTO RICO FROM FOREIGN COUNTRIES
BY COMMODITY AND COUNTRY OF ORIGIN-FISCAL YEAR 1999

COMM-CODE	COMMODITY, COUNTRY AND UNIT OF QUANTITY	QUANTITY	VALUE-\$
	MEXICO.....	210,000	129,630
1701915400	CNE/BET SUG REF SOLID FLV/CLR,>10% SUGR,ADD NOTE 8 KG	385,791	710,966
	COLOMBIA.....	349,987	867,091
	COSTA RICA.....	35,804	43,875
1701991000	CANE/BET SUG/SUCROSE,SOLID,NESOI,ADDTL U S NOTE 5 KG	2,885,750	2,285,189
	GUATEMALA.....	1,656,750	1,650,000
	MEXICO.....	1,029,000	635,189
1702110000	LACTOSE & LACTOSE SYRUP, CNTN >99% LACTOSE BY WGT KG	131,974	197,950
	GERMANY.....	62,900	121,253
	NETHERLANDS.....	69,074	76,697
1702190000	LACTOSE IN SOLID FORM AND LACTOSE SYRUP KG	163,526	184,873
	NETHERLANDS.....	163,526	184,873
1703103000	CANE MOLASSES FOR COMM EXTRACTION OF SUGAR/EDIBLE L	30,599,246	2,218,878
	COSTA RICA.....	9,037,502	301,392
	DOMINICAN REPUBLIC.....	13,285,640	1,437,488
	EL SALVADOR.....	8,276,104	480,000
1703105000	CANE MOLASSES, SUBJECT TO QUOTA, NESOI L	86,418,842	8,900,075
	DOMINICAN REPUBLIC.....	41,441,777	4,499,227
	EL SALVADOR.....	8,276,104	480,000
	VENEZUELA.....	36,700,961	3,920,848
1703905000	MOLASSES FROM EXTRACTION/REFINING OF SUGAR, NESOI L	55,575,542	5,532,189
	COSTA RICA.....	14,466,279	482,103
	DOMINICAN REPUBLIC.....	32,401,607	4,273,081
	MEXICO.....	7,182,868	571,250
	VENEZUELA.....	1,554,888	205,755
1704100000	CHEWING GUM, WHETHER OR NOT SUGAR COATED KG	2,114,071	5,598,780
	BRAZIL.....	157,323	284,441
	CANADA.....	71,591	199,620
	CHILE.....	191,935	484,822
	COLOMBIA.....	1,189,030	3,369,737
	COSTA RICA.....	28,530	44,994
	GUATEMALA.....	6,474	20,318
	MEXICO.....	338,887	879,520
	PANAMA.....	59,932	193,175
	SPAIN.....	45,951	127,080
	TRINIDAD & TOBAGO.....	24,418	15,053
1704901000	CANDIED NUTS READY FOR CONSUMPTION KG	99,309	363,935
	CANADA.....	20,410	50,479
	COSTA RICA.....	7,300	17,820
	SPAIN.....	71,599	295,636
1704902500	COUGH DROPS KG	74,143	131,954
	COLOMBIA.....	74,143	131,954
1704903520	CONFEC. FOR CONSMPTION, CONTN PEANUTS, RETAIL SALE KG	543,524	1,199,676
	ARGENTINA.....	97,458	204,450
	BRAZIL.....	160,809	211,437
	CHILE.....	2,958	4,828
	COSTA RICA.....	7,877	35,640
	HONG KONG.....	257	2,025
	MEXICO.....	41,363	53,707
	SPAIN.....	68,293	557,915
	TRINIDAD & TOBAGO.....	151,414	115,394
	VENEZUELA.....	13,095	14,280
1704903550	CONFECTION READY FOR CONSUMPTION,NESOI,RETAIL SALE KG	3,634,457	6,683,183
	ARGENTINA.....	115,897	221,465
	BRAZIL.....	890,423	1,125,118
	CANADA.....	3,323	7,865
	CHILE.....	25,727	63,389
	COLOMBIA.....	1,121,552	1,423,466
	COSTA RICA.....	3,240	14,850
	ECUADOR.....	508,474	1,114,409
	FRANCE.....	43,425	126,691
	GUATEMALA.....	13,658	14,826
	INDONESIA.....	33,396	128,430
	MEXICO.....	509,805	852,532
	NETHERLAND ANTIL. EXC ARUBA.....	23,928	76,803
	NETHERLANDS.....	90,756	390,016
	PERU.....	28,792	65,671
	SPAIN.....	203,479	977,127
	UNITED KINGDOM OF GT BRITAIN.....	18,784	80,545
1704903590	CONFECTIONS READY FOR CONSUMPTION,NESOI,NOT RETAIL KG	1,646,833	3,525,686

TABLE 2 - IMPORTS INTO PUERTO RICO FROM FOREIGN COUNTRIES
BY COMMODITY AND COUNTRY OF ORIGIN-FISCAL YEAR 1999

COMM-CODE	COMMODITY, COUNTRY AND UNIT OF QUANTITY	QUANTITY	VALUE-\$
	ARGENTINA.....	30,046	64,830
	BRAZIL.....	62,616	77,979
	CANADA.....	5,006	11,927
	CHINA (TAIWAN).....	764	3,523
	COLOMBIA.....	327,097	406,829
	ECUADOR.....	826,105	1,786,097
	ITALY.....	25,839	111,248
	MEXICO.....	67,968	96,172
	SPAIN.....	263,375	938,878
	TRINIDAD & TOBAGO.....	47,797	26,003
	COCOA AND COCOA PREPARATIONS..... TOTAL	1,358,771	3,745,807
1803200000	COCOA PASTE, WHOLLY OR PARTLY DEFATTED KG	23,848	18,481
	DOMINICAN REPUBLIC.....	23,848	18,481
1804000000	COCOA BUTTER, FAT AND OIL KG	55,535	276,044
	DOMINICAN REPUBLIC.....	6,355	22,044
	SPAIN.....	49,180	254,000
1805000000	COCOA POWDER, NOT SWEETENED KG	45,587	53,796
	DOMINICAN REPUBLIC.....	27,443	30,653
	NETHERLANDS.....	18,144	23,143
1806202010	CHOC BLOCK/SLAB 4.5KG/MORE EA NO BUTRFT/MILK SOLID KG	13,000	50,050
	BELGIUM.....	13,000	50,050
1806205000	CHOCOLATE BULK NESOI NOT CNTN BFAT/MLK SLDS, NESOI KG	349,807	549,750
	BELGIUM.....	38,880	148,821
	DOMINICAN REPUBLIC.....	310,927	400,929
1806310041	CHOCO/COCOA PREP CONF BLK/BAR <=2KG FILLD, PEANUT KG	8,997	41,257
	MEXICO.....	6,084	21,765
	SPAIN.....	2,913	19,492
1806310049	CHOCO/COCOA PREP CONFECT BLK/BAR <=2KG FILLD, NESOI KG	178,224	871,371
	BELGIUM.....	6,740	83,596
	CHILE.....	510	2,594
	ECUADOR.....	1,685	7,111
	ITALY.....	167,184	759,258
	SPAIN.....	2,105	18,810
1806310080	CHOC/COCOA PREP NONCNTCTNRY BLK/BAR NTOV 2KG FILLD KG	6,339	23,512
	ECUADOR.....	1,500	5,550
	ITALY.....	4,839	17,962
1806320100	CHCLT BARS ETC NT BULK UNFILLD GEN NOTE 15 KG	4,269	67,184
	BELGIUM.....	4,269	67,184
1806329000	CHOC/COCOA PREP BAR NOT OVER 2KG NESOI EXCPT FILLD KG	42,639	104,795
	DOMINICAN REPUBLIC.....	15,123	38,154
	GREECE.....	8,582	19,506
	MEXICO.....	14,934	30,082
	SWITZERLAND.....	4,000	17,053
1806901000	COCOA PREPS NESOI NT BLK NT RETAIL ADDTL NTE10-CH4 KG	660	5,152
	SPAIN.....	660	5,152
1806902000	COCOA PREPS NESOI NT BULK NT RETAIL <5.5%BUTTERFAT KG	2,389	17,686
	SPAIN.....	2,389	17,686
1806903000	COCOA PREPS NESOI NT BULK NT RETAIL NESOI KG	5,660	48,829
	SPAIN.....	5,660	48,829
1806905500	COCOA PEPS NESOI NT/BLK/RTL>10%SUGR ADDT NTE8-CH17 KG	114,600	254,537
	COLOMBIA.....	112,950	247,914
	SWITZERLAND.....	1,650	6,623
1806909011	COCOA PREPS, NESOI, NOT RETAIL, CONFECT, CONT PEANUTS KG	44,126	109,871
	CHILE.....	34,229	92,964
	MEXICO.....	9,897	16,907
1806909019	COCOA PREPS, NESOI, NOT FOR RETAIL, CONFECTIONERY KG	314,699	942,059
	ARGENTINA.....	56,077	167,728
	BRAZIL.....	1,685	2,612
	CHILE.....	28,984	86,576
	COLOMBIA.....	76,781	190,641
	ECUADOR.....	4,202	15,602
	FRANCE.....	92,043	269,823
	GUATEMALA.....	18,664	46,708
	ITALY.....	25,373	134,386
	MEXICO.....	9,076	14,248
	SPAIN.....	1,814	13,738
1806909090	COCOA PREPS, NESOI, NOT FOR RETAIL, NESOI KG	148,392	311,433
	ARGENTINA.....	2,861	5,041

TABLE 2 - IMPORTS INTO PUERTO RICO FROM FOREIGN COUNTRIES
BY COMMODITY AND COUNTRY OF ORIGIN-FISCAL YEAR 1999

COMM-CODE	COMMODITY, COUNTRY AND UNIT OF QUANTITY	QUANTITY	VALUE-\$
	CANADA.....	66,784	76,082
	COLOMBIA.....	70,849	196,923
	ECUADOR.....	7,898	33,387
	PREPARATIONS OF CEREALS, FLOUR, STARCH OR MILK; BAKERS WARES.....	TOTAL	30,749,281
1901206500	MIXES/DOUGH OF 1905 NESOI DRY FORM, ADDTL NOTE 3 KG	24,199	24,029
	CANADA.....	24,199	24,029
1901207000	MIXES/DOUGH OF 1905, ADDTL NOTE 1 TO CHAP 19,NESOI KG	14,905	15,309
	CANADA.....	14,905	15,309
1901208000	MIXES/DOUGH FOR PREP OF BAKERS WARES OF 1905 NESOI KG	2,500	7,122
	GERMANY.....	2,500	7,122
1901801000	MALT EXTRACT, FLUID L	70,666	78,043
	UNITED KINGDOM OF GT BRITAIN.....	70,666	78,043
1901904300	MALTED MILK CONTAINING > 10 % MILK SOLIDS, NESOI KG	6,448	14,326
	ARGENTINA.....	6,448	14,326
1901909095	FOOD PREPARATIONS OF FLOUR/STARCH/DAIRY ETC, NESOI KG	89,567	250,851
	VENEZUELA.....	89,567	250,851
1902112090	EGG PASTA, NOT COOKED, OF A CTRY OTHER THAN EU. KG	34,717	41,610
	CANADA.....	34,717	41,610
1902192090	PASTA NO EGG,UNCKD,NT STFD/OTHR PREP, NT EU CTRY KG	350,964	306,574
	CANADA.....	66,361	62,992
	MEXICO.....	187,259	141,284
	VENEZUELA.....	97,324	102,298
1902200060	PASTA STUFFED WHETHER COOKED/OTHERWISE PREP, NESOI KG	63,639	61,466
	CANADA.....	42,418	39,843
	VENEZUELA.....	21,421	21,623
1902300020	PASTA, CANNED, NESOI KG	19,414	24,387
	CANADA.....	19,414	24,387
1902300040	PASTA, FROZEN, NESOI KG	4,248	9,218
	DENMARK.....	4,248	9,218
1902300060	PASTA, NESOI KG	61,644	43,198
	CHILE.....	40,860	23,692
	VENEZUELA.....	20,784	19,506
1904100040	PREP FOOD SWELLING/ROASTING CEREAL PRODUCT W/SUGAR KG	1,647,149	8,594,138
	COSTA RICA.....	64,269	209,616
	GERMANY.....	32,813	73,062
	MEXICO.....	1,496,768	8,173,040
	TRINIDAD @ TOBAGO.....	50,477	132,410
	UNITED KINGDOM OF GT BRITAIN.....	2,822	6,010
1904100080	PREP FOOD, SWELLING/ROASTING CEREAL PROD W/O SUGAR KG	1,724,408	6,224,080
	GERMANY.....	29,579	63,744
	MEXICO.....	1,373,020	5,323,057
	TRINIDAD @ TOBAGO.....	40,561	82,973
	UNITED KINGDOM OF GT BRITAIN.....	2,520	5,368
	VENEZUELA.....	278,728	748,940
1904201000	UNROAST/ROAST CER FLAKES OR SWELLED CER IN AIRT CT KG	11,752	20,142
	TRINIDAD @ TOBAGO.....	11,752	20,142
1904900020	CEREAL NOT CORN GRAIN FORM PRECOOK/OTHRWS PREP FRZ KG	5,407	11,733
	DENMARK.....	5,407	11,733
1904900040	CEREAL NT CORN GRAIN FORM PRECOOK/OTHRWS PREP NESOI KG	870,345	2,275,124
	SPAIN.....	9,219	33,780
	VENEZUELA.....	861,126	2,241,344
1905300029	SWEET BISCUITS, WAFFLES AND WAFERS, FROZEN, NESOI KG	2,400	6,024
	SPAIN.....	2,400	6,024
1905300041	SWEET BISCUITS,WAFFLES & WAFERS,CONT PEANUTS,NESOI KG	4,060	13,051
	CHILE.....	4,060	13,051
1905300049	SWEET BISCUITS, WAFFLES AND WAFERS, NESOI KG	3,994,870	7,645,552
	ARGENTINA.....	88,314	169,330
	BELGIUM.....	170,338	581,907
	CANADA.....	78,911	208,714
	CHILE.....	109,006	258,078
	COLOMBIA.....	1,461,133	2,253,626
	COSTA RICA.....	69,887	106,299
	DENMARK.....	207,845	455,365
	DOMINICAN REPUBLIC.....	808,834	737,820
	FRANCE.....	78,371	291,343
	GREECE.....	318,316	984,943
	GUATEMALA.....	7,302	11,832

TABLE 2 - IMPORTS INTO PUERTO RICO FROM FOREIGN COUNTRIES
BY COMMODITY AND COUNTRY OF ORIGIN-FISCAL YEAR 1989

COMM-CODE	COMMODITY, COUNTRY AND UNIT OF QUANTITY	QUANTITY	VALUE-\$
	ITALY.....	169,261	792,872
	MEXICO.....	23,515	48,035
	NETHERLANDS.....	62,010	76,533
	SPAIN.....	300,046	571,577
	UNITED KINGDOM OF GT BRITAIN.....	35,371	76,258
	VENEZUELA.....	6,610	21,020
1905400000	RUSKS, TOASTED BREAD AND SIMILAR PRODUCTS KG	209,593	691,727
	FRANCE.....	6,335	17,796
	SPAIN.....	203,258	673,931
1905901041	PASTRY/CAKE/SWEET BAKED PRODUCTS, PUDDINGS, FROZEN KG	66,244	176,927
	DENMARK.....	10,866	24,867
	GERMANY.....	35,411	91,454
	MEXICO.....	16,553	43,388
	SPAIN.....	3,414	19,218
1905901049	BREAD/BISCUITS/OTHER BAKED PRODUCTS, FROZEN KG	504,297	911,338
	DENMARK.....	46,372	136,165
	GERMANY.....	312,058	544,718
	GUATEMALA.....	97,765	133,120
	SPAIN.....	48,102	97,335
1905901050	PASTRY/CAKES/PUDDINGS W/NT CONT CHOC/FRUIT/NUT ETC KG	57,247	219,714
	ARGENTINA.....	1,116	2,976
	DENMARK.....	48,728	156,955
	ITALY.....	4,233	33,702
	SPAIN.....	733	3,879
	SWITZERLAND.....	2,437	22,102
1905901070	BREAD, NESOI KG	100,444	240,569
	FRANCE.....	7,495	20,037
	ITALY.....	27,213	99,654
	SPAIN.....	65,736	121,878
1905901090	BISCUITS/OTHER SIMILAR BAKED PRODUCTS, NESOI KG	1,166,668	2,308,272
	ARGENTINA.....	12,814	26,992
	BELGIUM.....	141,630	371,917
	BRAZIL.....	18,430	65,280
	CHILE.....	125,466	311,580
	COLOMBIA.....	37,691	66,215
	DENMARK.....	163,884	456,699
	FRANCE.....	7,312	20,271
	ITALY.....	4,593	21,923
	MEXICO.....	11,183	19,260
	SPAIN.....	150,305	238,800
	TRINIDAD & TOBAGO.....	9,866	15,104
	VENEZUELA.....	483,394	694,231
1905909030	CORN CHIPS AND SIMILAR CRISP SAVORY SNACK FOODS KG	176,682	526,220
	CANADA.....	6,565	17,617
	MEXICO.....	6,157	13,205
	SPAIN.....	16,076	28,477
	TRINIDAD & TOBAGO.....	67,062	237,492
	VENEZUELA.....	80,822	229,429
1905909090	COMMUNION/SEALING WAFER RICE PPR EMPTY CAPSULE ETC KG	2,032	6,537
	MEXICO.....	1,713	4,044
	SPAIN.....	319	2,493
	PREPARATIONS OF VEGETABLES, FRUIT, NUTS, OR OTHER PARTS OF PLANTS..... TOTAL		54,212,093
2001901000	CAPERS PREP/PRES VINEGAR/ACETIC ACID CNTR OV 3.4KG KG	17,289	48,385
	SPAIN.....	17,289	48,385
2001902000	CAPERS PREP/PRES VINEGAR/ACETIC ACID CNTR 3.4KG/< KG	50,965	171,478
	SPAIN.....	50,965	171,478
2001902500	ARTICHOKES, PREP OR PRES BY VINEGAR OR ACETIC ACID KG	11,469	29,655
	SPAIN.....	11,469	29,655
2001903500	PIMIENTOS, PREPARD/PRESERVD BY VINEGAR/ACETIC ACID KG	868,921	1,274,361
	GREECE.....	12,480	17,200
	SPAIN.....	856,441	1,257,161
2001903900	VEGETABLES NESOI, PREP/PRES BY VINEGAR/ACETIC ACID KG	254,145	596,982
	SPAIN.....	254,145	596,982
2002100020	TOMATOES W/N WHOLE PREP/PRES NESOI CNTRNS < 1.4 KG KG	40,679	27,418
	ITALY.....	40,679	27,418
2002100080	TOMATOES PREP/PRES IN CNTRS 1.4KG OR MORE, NESOI KG	92,178	85,469
	ITALY.....	33,348	34,760

TABLE 2 - IMPORTS INTO PUERTO RICO FROM FOREIGN COUNTRIES
BY COMMODITY AND COUNTRY OF ORIGIN-FISCAL YEAR 1999

COMM-CODE	COMMODITY, COUNTRY AND UNIT OF QUANTITY	QUANTITY	VALUE-\$
	SPAIN.....	58,830	30,709
2002908010	TOMATO PASTE IN CONTAINERS HOLDING LESS THAN 1.4KG KG	36,780	33,702
	CHILE.....	18,360	19,350
	PERU.....	18,400	14,352
2002908020	TOMATO PASTE, IN CONTAINERS HOLDING 1.4 KG OR MORE KG	515,584	510,169
	CHILE.....	479,184	477,317
	MEXICO.....	18,000	18,500
	PERU.....	18,400	14,352
2002908050	TOMATOES NESOI PREP/PRES EX BY VINEGAR/ACETIC ACID KG	259,231	201,518
	CHILE.....	235,611	186,561
	ITALY.....	23,620	14,955
2003100053	MUSHROOMS NESOI, PREP/PRES NESOI, CNTRS OVER 225 G KG	100,313	188,948
	CHINA (TAIWAN).....	10,988	20,425
	INDONESIA.....	10,982	19,475
	NETHERLANDS.....	31,618	62,475
	SPAIN.....	46,725	96,573
2004104000	YELLOW POTATOES (SOLANO) PREP/PRES, FROZEN KG	2,318	5,029
	DENMARK.....	2,318	5,029
2004108020	POTATOES, FRENCH FRIED, FROZEN KG	20,535,936	11,958,836
	CANADA.....	20,398,393	11,884,276
	NETHERLANDS.....	137,543	74,580
2004108040	POTATOES (EX FRENCH FRIES) PREP/PRES NESOI, FROZEN KG	310,394	194,216
	NETHERLANDS.....	310,394	194,216
2004909060	PEAS, PREPARED OR PRESERVED NESOI, FROZEN KG	78,720	191,475
	PERU.....	78,720	191,475
2004909080	VEGETABLES INCL MIXTURES NESOI PREP/PRES NESOI FRZ KG	504,897	652,715
	COSTA RICA.....	300,649	199,868
	DOMINICAN REPUBLIC.....	57,587	104,573
	HONDURAS.....	146,661	348,274
2005400000	PEAS (PISUM SATIVUM) PREP/PRES NESOI, NOT FROZEN KG	3,356,275	4,864,898
	DOMINICAN REPUBLIC.....	2,834,443	4,087,244
	ECUADOR.....	160,603	300,354
	PERU.....	361,229	497,100
2005590000	BEANS, NOT SHELLLED, PREP/PRES NESOI, NOT FROZEN KG	2,328	3,161
	SPAIN.....	2,328	3,161
2005600000	ASPARAGUS, PREPARED OR PRESERVED NESOI, NOT FROZEN KG	19,170	44,997
	SPAIN.....	19,170	44,997
2005701200	OLIVE, GREEN, NOT PITTED, IN SALINE, NESOI, NT FRZ KG	123,648	276,987
	SPAIN.....	123,648	276,987
2005702520	OLIVE GREEN WHOLE STUFFED CTR OVER 8 KG, IN SALINE KG	13,789	39,072
	SPAIN.....	13,789	39,072
2005702530	OLIVE GREEN BROKEN/SLICED/SALAD CNTR OV 8KG SALINE KG	12,753	13,749
	SPAIN.....	12,753	13,749
2005702540	OLIVE GREEN WHOLE PITTD CNTR LESS THAN 8 KG SALINE KG	49,621	123,710
	SPAIN.....	49,621	123,710
2005702550	OLIVE GREEN WHOLE STUFFD CNTR LESS THAN 8KG SALINE KG	696,620	1,621,642
	GREECE.....	17,280	42,595
	SPAIN.....	679,340	1,579,047
2005702560	OLIVE GREEN BROKEN/SLICD/SALAD LESS THAN 8KG SALIN KG	543,707	1,284,717
	SPAIN.....	543,707	1,284,717
2005705060	OLIVE NT GREEN NT PITTD CANNED NT OV .3 KG, SALINE KG	4,621	13,392
	SPAIN.....	4,621	13,392
2005706030	OLIVE NT GREEN WHOLE PITTED CANNED .3 KG <, SALINE KG	829	4,248
	SPAIN.....	829	4,248
2005706050	OLIVES NOT GREEN, SLICED CANNED IN SALINE SOLUTION KG	27,585	41,371
	MOROCCO.....	18,710	27,500
	SPAIN.....	8,875	13,871
2005709700	OTHER VEGE, OTHERWISE PREP/PRES, NOT FROZEN, NESOI KG	11,955	24,525
	SPAIN.....	11,955	24,525
2005902000	ONIONS, PREPARED OR PRESERVED NESOI, NOT FROZEN KG	4,250	5,090
	SPAIN.....	4,250	5,090
2005904010	WATER CHESTNUTS, SLICED, PREP/PRES NESOI, NOT FROZ KG	6,192	2,800
	CHINA, PEOPLE'S REP. (MAINLAND).....	6,192	2,800
2005905020	PIMENTOS(CAPSICUM ETC)PREP/PRES NESOI CTR NOV 227G KG	1,163,080	1,663,929
	MEXICO.....	18,620	26,060
	SPAIN.....	1,144,440	1,637,869
2005905040	PIMENTOS(CAPSICUM ETC)PREP/PRES NESOI CTRS OV 227G KG	893,035	1,148,917
	SPAIN.....	893,035	1,148,917
2005908000	ARTICHOKES, PREPARED/PRESERVED NESOI, NOT FROZEN KG	2,066	3,850
	SPAIN.....	2,066	3,850

**TABLE 2 - IMPORTS INTO PUERTO RICO FROM FOREIGN COUNTRIES
BY COMMODITY AND COUNTRY OF ORIGIN-FISCAL YEAR 1999**

COMM-CODE	COMMODITY, COUNTRY AND UNIT OF QUANTITY	QUANTITY	VALUE-\$
2005908700	VEGETABLES INC MIXTURES NESOI PREP/PRES NESOI NT FZ KG	804,335	1,293,638
	CHINA, PEOPLE'S REP. (MAINLAND).....	20,000	4,000
	DOMINICAN REPUBLIC.....	109,807	179,769
	ECUADOR.....	98,255	138,708
	PERU.....	238,749	326,440
	SPAIN.....	337,524	644,721
2006005000	MIXTURES OF FRUIT, NUTS & PLANT PRTS PRES BY SUGAR KG	51,115	63,022
	DOMINICAN REPUBLIC.....	6,546	7,750
	ECUADOR.....	8,410	8,591
	MEXICO.....	36,159	46,681
2006006000	CITRUS FRUIT; FRUIT PEEL INC CITRUS, PRES BY SUGAR KG	111,155	122,280
	DOMINICAN REPUBLIC.....	111,155	122,280
2006007000	FRUIT AND NUTS, NESOI, PRESERVED BY SUGAR KG	14,775	17,304
	POLAND.....	14,775	17,304
2006009000	PARTS OF PLANTS, EDIBLE, PRESERVED BY SUGAR KG	21,190	25,838
	COSTA RICA.....	12,120	15,717
	DOMINICAN REPUBLIC.....	9,070	10,121
2007100000	HOMOGENIZED PREPARATNS OF FRUIT (SUBHEADNG NOTE 2) KG	988,407	1,244,536
	COSTA RICA.....	988,407	1,244,536
2007914000	ORANGE MARMALADE KG	8,521	14,774
	POLAND.....	7,143	7,995
	SWITZERLAND.....	1,378	6,779
2007990500	LINGONBERRY AND RASPBERRY JAMS KG	2,600	11,559
	SWITZERLAND.....	2,600	11,559
2007991000	STRAWBERRY JAMS KG	6,595	24,069
	SWITZERLAND.....	6,595	24,069
2007992000	APRICOT JAMS KG	2,485	7,516
	SWITZERLAND.....	2,485	7,516
2007992500	CHERRY JAMS KG	1,711	8,717
	SWITZERLAND.....	1,711	8,717
2007993000	GUAVA JAMS KG	171,017	140,201
	COSTA RICA.....	171,017	140,201
2007994500	JAMS, NESOI KG	5,171	6,056
	POLAND.....	5,171	6,056
2007994800	APPLE, QUINCE & PEAR PASTES & PUREE, COOKED W/N SW KG	518,443	401,434
	CHILE.....	37,230	26,494
	REP. OF SOUTH AFRICA.....	481,213	374,940
2007995010	GUAVA PASTES AND PUREE, COOKED PREP W/THR/NOT SWTND KG	811,990	792,119
	BRAZIL.....	286,736	296,588
	COLOMBIA.....	91,876	61,224
	DOMINICAN REPUBLIC.....	168,370	151,699
	ECUADOR.....	267,008	280,606
2007995020	MANGO PASTES AND PUREE, COOKED PREP W/THR/NOT SWTND KG	14,251	12,596
	COLOMBIA.....	14,251	12,596
2007996500	FRUIT OR NUT PASTES AND PUREE NESOI, COOKED W/N SW KG	39,131	34,533
	BRAZIL.....	18,504	23,617
	ECUADOR.....	18,358	8,905
	PHILIPPINES.....	2,209	2,011
2007997500	FRUIT JELLIES OTHER CURRANT OR BERRY KG	159,268	163,230
	COSTA RICA.....	54,611	48,579
	DOMINICAN REPUBLIC.....	71,679	69,133
	PHILIPPINES.....	16,848	24,040
	POLAND.....	11,905	13,324
	SWITZERLAND.....	4,225	8,154
2008191500	COCONUTS, PREPARED OR PRESERVED NESOI KG	245,905	280,880
	DOMINICAN REPUBLIC.....	180,720	181,829
	PHILIPPINES.....	85,185	99,051
2008194000	ALMONDS, PREPARED OR PRESERVED NESOI KG	1,096	6,076
	SPAIN.....	1,096	6,076
2008200010	PINEAPPLES PREPARED/PRESERVD CNTNG CANE/BEET SUGAR KG	211,808	161,158
	INDONESIA.....	117,464	85,630
	PHILIPPINES.....	10,895	9,304
	REP. OF SOUTH AFRICA.....	29,619	26,019
	SINGAPORE.....	18,210	11,000
	THAILAND.....	35,820	29,205
2008200090	PINEAPPLES, PREPARED OR PRESERVED, NESOI KG	881,650	746,181
	INDONESIA.....	198,474	149,710
	MEXICO.....	14,141	17,492
	PHILIPPINES.....	10,331	9,284
	REP. OF SOUTH AFRICA.....	623,359	541,355

TABLE 2 - IMPORTS INTO PUERTO RICO FROM FOREIGN COUNTRIES
BY COMMODITY AND COUNTRY OF ORIGIN-FISCAL YEAR 1999

COMM-CODE	COMMODITY, COUNTRY AND UNIT OF QUANTITY	QUANTITY	VALUE-\$
	THAILAND.....	35,345	28,340
2008303700	CITRUS FRUIT PULP, PREPARED OR PRESERVED NESOI KG	18,452	16,872
	DOMINICAN REPUBLIC.....	18,452	16,872
2008304000	ORANGES, PREPARED OR PRESERVED NESOI KG	35,301	43,189
	DOMINICAN REPUBLIC.....	30,055	36,523
	MEXICO.....	5,246	6,666
2008304210	SATSUMAS IN AIRTIGHT CNTR QUAN <40000MT, CONT SUGR KG	113,167	87,001
	CHINA, PEOPLE'S REP. (MAINLAND).....	86,393	63,650
	HONG KONG.....	16,300	13,196
	SPAIN.....	10,474	10,155
2008304600	MANDARINS, SATSUMAS, IN AIRTIGHT CONTAINERS, NESOI KG	56,175	38,482
	CHINA, PEOPLE'S REP. (MAINLAND).....	44,650	28,750
	SPAIN.....	11,525	9,732
2008307000	GRAPEFRUIT, PREPARED OR PRESERVED NESOI KG	13,036	16,374
	MEXICO.....	13,036	16,374
2008400020	PEARS, PREP/PRES NESOI, IN CNTRS LESS THAN 1.4 KG KG	11,111	10,805
	REP. OF SOUTH AFRICA.....	4,511	5,662
	SPAIN.....	6,600	5,143
2008400040	PEARS, PREP/PRES NESOI, IN CNTRS OF 1.4 KG OR MORE KG	242,711	165,372
	AUSTRALIAN ISLANDS.....	161,463	109,821
	CHILE.....	28,190	20,996
	NEW ZEALAND ISLANDS.....	35,568	19,859
	SPAIN.....	17,490	14,696
2008600040	CHERRIES, SWEET VARIETIES, PREPARED/PRESERVED NESOI KG	1,159	2,126
	SPAIN.....	1,159	2,126
2008700020	PEACHES, PREP/PRES NESOI, CNTRS LESS THAN 1.4KG EA KG	20,312	26,841
	REP. OF SOUTH AFRICA.....	8,819	12,302
	SPAIN.....	11,493	14,539
2008700040	PEACHES, PREP/PRES NESOI, CNTRS 1.4KG OR MORE EACH KG	164,353	108,437
	CHILE.....	13,193	11,815
	SPAIN.....	115,702	73,670
	UNITED KINGDOM OF GT BRITAIN.....	35,458	22,952
2008910000	PALM HEARTS, PREPARED OR PRESERVED NESOI KG	1,981	5,075
	VENEZUELA.....	1,981	5,075
2008921040	FRUIT/NUT/PLANT MXTRS CANNED NO APRICOT CITRUS ETC KG	159,836	117,836
	COSTA RICA.....	4,398	12,034
	REP. OF SOUTH AFRICA.....	102,554	65,827
	THAILAND.....	52,884	39,975
2008929030	FRUIT MXTRS WITH PEACH/PEAR PACKD IN LIQ CAN <1.4K KG	17,326	24,604
	REP. OF SOUTH AFRICA.....	17,326	24,604
2008929035	FRUIT MXTRS WITH PEACH/PEAR PACKD IN LIQ CAN >1.4K KG	4,136	4,256
	CHILE.....	4,136	4,256
2008929094	MIX OF FRUITS/NUTS/ETC NESOI OTHERWISE PREP/PRES KG	29,369	31,075
	ECUADOR.....	29,369	31,075
2008991500	BANANAS EXCEPT PULP, PREPARED OR PRESERVED NESOI KG	725,780	1,040,090
	COSTA RICA.....	54,397	54,444
	ECUADOR.....	423,300	575,128
	HONDURAS.....	232,576	386,615
	PANAMA.....	15,507	23,903
2008992300	CASHEW APPLE MAMEYES COLORADOS ETC PREP/PRES NESOI KG	147,065	178,530
	DOMINICAN REPUBLIC.....	147,065	178,530
2008993000	GUAVAS, PREPARED OR PRESERVED NESOI KG	1,237,528	804,982
	BRAZIL.....	117,824	92,937
	COSTA RICA.....	359,368	239,185
	DOMINICAN REPUBLIC.....	722,017	429,514
	ECUADOR.....	24,727	35,429
	MEXICO.....	13,572	7,917
2008994000	MANGOES, PREPARED OR PRESERVED NESOI KG	445,299	325,189
	DOMINICAN REPUBLIC.....	429,219	306,040
	MEXICO.....	16,080	19,149
2008994500	PAPAYA PULP, PREPARED OR PRESERVED NESOI KG	14,198	14,220
	DOMINICAN REPUBLIC.....	14,198	14,220
2008995000	PAPAYAS EXCEPT PULP, PREPARED OR PRESERVED NESOI KG	475,719	495,618
	BRAZIL.....	6,530	5,750
	DOMINICAN REPUBLIC.....	458,795	477,076
	ECUADOR.....	4,746	4,523
	MEXICO.....	5,648	8,269
2008996500	CASSAVA (MANIOC), PREPARED OR PRESERVED, NESOI KG	1,223,175	764,545
	COSTA RICA.....	1,223,175	764,545
2008998000	FRUIT PULP NESOI, PREPARED OR PRESERVED NESOI KG	1,204,716	1,206,137

TABLE 2 - IMPORTS INTO PUERTO RICO FROM FOREIGN COUNTRIES
BY COMMODITY AND COUNTRY OF ORIGIN-FISCAL YEAR 1999

COMM-CODE	COMMODITY, COUNTRY AND UNIT OF QUANTITY	QUANTITY	VALUE-\$
	ARGENTINA.....	127,743	163,453
	BRAZIL.....	144,508	98,025
	CHILE.....	18,317	12,095
	DOMINICAN REPUBLIC.....	451,825	493,689
	INDONESIA.....	351,340	295,452
	PHILIPPINES.....	51,040	57,755
	VENEZUELA.....	69,943	85,688
2008999090	FRUIT NUTS & EDIBLE PLANT PRTS PREPARED/PRESVD NESOI KG	713,378	927,720
	COLOMBIA.....	19,000	19,430
	COSTA RICA.....	23,480	28,734
	DOMINICAN REPUBLIC.....	83,088	123,435
	ECUADOR.....	447,348	537,029
	HONDURAS.....	53,792	133,623
	NICARAGUA.....	7,439	9,348
	PANAMA.....	28,327	36,578
	SPAIN.....	18,285	17,480
	THAILAND.....	34,639	24,065
2009110020	ORANGE JUICE UNFERMNTD FROZEN CNTR UNDER .946LITER L	1,273,363	314,186
	BELIZE.....	1,171,401	283,885
	COSTA RICA.....	101,862	30,301
2008110040	ORANGE JUICE UNFERMNTD FROZEN CNTNRS .946-3.785L L	130,332	38,257
	BELIZE.....	130,332	38,257
2009110060	ORANGE JUICE UNFERMNTD FROZEN CNTNRS OVER 3.785L L	16,758,134	4,738,268
	BELIZE.....	6,367,839	1,608,148
	BRAZIL.....	1,187,067	334,341
	COSTA RICA.....	6,089,290	1,896,761
	DOMINICAN REPUBLIC.....	1,319,045	344,274
	HONDURAS.....	1,792,893	554,748
2009192500	ORANGE JUICE UNFERMNTD NOT FROZ NOT CONCENTRTD ETC L	449,142	188,126
	COSTA RICA.....	429,144	184,817
	DOMINICAN REPUBLIC.....	19,998	23,309
2009194500	ORANGE JUICE, UNFERMENTED, NOT FROZEN, NESOI L	382,518	200,662
	CANADA.....	11,879	6,300
	COSTA RICA.....	312,035	149,846
	DOMINICAN REPUBLIC.....	58,604	44,516
2009202000	GRAPEFRUIT JUICE UNFERMENTED NOT CONCENTRATED ETC. L	22,741	27,833
	DOMINICAN REPUBLIC.....	22,741	27,833
2009204020	GRAPEFRUIT JUICE, UNFERMENTED, NESOI, FROZEN L	11,880	2,774
	DOMINICAN REPUBLIC.....	11,880	2,774
2009304000	CITRUS JUICE SINGLE FRUIT UNFERMNTD NESOI NT CNCOND L	47,713	52,470
	BRAZIL.....	25,028	22,483
	ECUADOR.....	22,685	29,987
2009306020	LEMON JUICE, UNFERMENTED, CONCENTRATED, FROZEN L	26,349	7,919
	COLOMBIA.....	4,275	4,831
	MEXICO.....	22,074	3,088
2009402000	PINEAPPLE JUICE UNFERMNTD NOT CNCOND OR NOV 3.5 CN L	127,385	99,072
	DOMINICAN REPUBLIC.....	41,909	41,224
	PHILIPPINES.....	85,576	57,848
2009404020	PINEAPPLE JUICE, UNFERMENTED, NESOI, FROZEN L	268,741	113,078
	BRAZIL.....	163,512	75,812
	MEXICO.....	105,229	37,266
2009404040	PINEAPPLE JUICE, UNFERMENTED, NESOI, NOT FROZEN L	6,833,639	2,200,170
	BRAZIL.....	1,358,150	586,236
	DOMINICAN REPUBLIC.....	41,914	32,519
	INDONESIA.....	157,380	67,561
	PHILIPPINES.....	2,992,676	714,450
	THAILAND.....	2,283,519	819,404
2009600020	GRAPE JUICE & MUST, UNFERMENTED, NOT CONCENTRATED L	193,847	173,880
	DOMINICAN REPUBLIC.....	193,847	173,880
2009600040	GRAPE JUICE & MUST UNFERMNTD CONCENTRATED FROZEN L	930,250	418,646
	ARGENTINA.....	90,750	24,358
	BRAZIL.....	572,365	271,394
	VENEZUELA.....	267,135	122,894
2009600060	GRAPE JUICE & MUST UNFERMNTD CONCENTRTD NOT FROZEN L	3,181,297	1,598,304
	ARGENTINA.....	1,540,804	553,154
	BRAZIL.....	817,681	448,886
	CHILE.....	236,479	173,073
	DOMINICAN REPUBLIC.....	31,533	28,320
	ITALY.....	499,320	359,069
	SPAIN.....	55,480	35,802

**TABLE 2 - IMPORTS INTO PUERTO RICO FROM FOREIGN COUNTRIES
BY COMMODITY AND COUNTRY OF ORIGIN-FISCAL YEAR 1999**

COMM-CODE	COMMODITY, COUNTRY AND UNIT OF QUANTITY	QUANTITY	VALUE-\$
2009700010	APPLE JUICE, UNFERMENTED, CONCENTRATED, FROZEN L	453,759	127,994
	BRAZIL.....	179,648	35,585
	CHILE.....	224,874	72,324
	DOMINICAN REPUBLIC.....	4,897	10,800
	VENEZUELA.....	44,340	9,275
2009700020	APPLE JUICE, UNFERMENTED, CONCENTRATED, NOT FROZEN L	660,964	159,084
	CANADA.....	39,857	7,994
	CHILE.....	398,405	57,866
	CHINA, PEOPLE'S REP. (MAINLAND).....	99,217	13,398
	DOMINICAN REPUBLIC.....	33,841	15,680
	GERMANY.....	91,644	64,148
2009700090	APPLE JUICE, UNFERMENTED, NOT CONCENTRATED L	289,836	208,832
	CANADA.....	4,539	4,566
	DOMINICAN REPUBLIC.....	75,385	58,689
	SPAIN.....	209,932	145,577
2009802000	PEAR JUICE, UNFERMENTED L	612,528	241,028
	ARGENTINA.....	487,213	176,019
	BELGIUM.....	39,084	22,646
	CHILE.....	48,953	12,080
	DOMINICAN REPUBLIC.....	5,224	3,200
	MEXICO.....	34,054	27,083
2009806020	BERRY JUICE, UNFERMENTED L	5,754	3,057
	CANADA.....	5,754	3,057
2009806090	JUICE OF ANY OTHER SINGLE FRUIT UNFERMENTED, NESOI L	7,553,051	3,406,831
	ARGENTINA.....	583,291	288,511
	BELGIUM.....	127,701	123,825
	BRAZIL.....	2,513,194	855,595
	COLOMBIA.....	69,202	119,214
	COSTA RICA.....	16,884	35,525
	DOMINICAN REPUBLIC.....	870,682	232,542
	ECUADOR.....	2,603,830	1,305,677
	MEXICO.....	77,898	60,258
	PERU.....	690,569	407,684
2009902000	MIXTURES OF VEGETABLE JUICES, UNFERMENTED L	22,100	19,395
	DOMINICAN REPUBLIC.....	22,100	19,395
2009904000	MIXTURES OF FRUIT JUICES, UNFERMENTED L	657,163	501,945
	CANADA.....	3,314	3,131
	COSTA RICA.....	22,694	48,016
	DOMINICAN REPUBLIC.....	631,155	450,798
	MISCELLANEOUS EDIBLE PREPARATIONS..... TOTAL	8,820,819	14,300,573
2101112126	INSTANT COFFEE, N/FLAVORED N/DECAF FOR RETAIL SALE KG	90,939	810,087
	COLOMBIA.....	26,038	114,596
	MEXICO.....	64,901	695,491
2101112129	INSTANT COFFEE, NOT FLAVORED, NOT DECAF, NESOI KG	7,339	31,040
	MEXICO.....	7,339	31,040
2101112131	INSTANT COFFEE, N/FLAVORED, DECAF, FOR RETAIL SALE KG	163,848	1,309,753
	COLOMBIA.....	7,495	90,068
	MEXICO.....	156,353	1,219,685
2101112941	COFFEE EXTRACT/ESSENCE/CONCENTRATES, NESOI, RETAIL KG	71,572	291,248
	COLOMBIA.....	6,277	24,473
	MEXICO.....	65,295	266,775
2101112949	COFFEE EXTRACT/ESSENCE/CONCENTRATE, NESOI N/RETAIL KG	302	7,936
	NETHERLANDS.....	302	7,936
2101205400	PREPS BASE TEA/MATE, >10% SUGAR, SEE NOTE 8-CHAP. 17 KG	89,138	155,892
	COSTA RICA.....	89,138	155,892
2101205800	PREP BASE TEA/MATE ETC, CONTAIN >10% SUGAR, NESOI KG	70,241	113,707
	COSTA RICA.....	70,241	113,707
2102100000	YEASTS, ACTIVE KG	8,690	21,897
	MEXICO.....	8,690	21,897
2102204000	YEAST, INACTIVE, DRIED BREWERS', CRUDE KG	295,395	796,842
	GUATEMALA.....	22,608	52,226
	MEXICO.....	272,787	744,616
2102206000	YEASTS INACTIVE, NESOI; OTH SINGLE-CELL DEAD MICRO KG	17,350	48,625
	MEXICO.....	17,350	48,625
2102300000	BAKING POWDERS, PREPARED KG	75,704	258,137
	MEXICO.....	75,704	258,137
2103100000	SOY SAUCE KG	25,319	25,709
	HONG KONG.....	25,319	25,709

TABLE 2 - IMPORTS INTO PUERTO RICO FROM FOREIGN COUNTRIES
BY COMMODITY AND COUNTRY OF ORIGIN-FISCAL YEAR 1999

COMM-CODE	COMMODITY, COUNTRY AND UNIT OF QUANTITY	QUANTITY	VALUE-\$
2103204020	TOMATO SAUCES NESOI IN CONTAINERS LESS THAN 1.4 KG KG	835,209	577,336
	COLOMBIA.....	2,286	3,564
	DOMINICAN REPUBLIC.....	823,088	564,710
	ITALY.....	8,855	8,062
2103204040	TOMATO SAUCES NESOI CONTNRS HOLDING 1.4 KG OR MORE KG	97,659	77,068
	CANADA.....	2,562	2,100
	COSTA RICA.....	15,989	15,368
	DOMINICAN REPUBLIC.....	79,108	59,600
2103908000	MIXED CONDIMENTS/SEASONINGS, NESOI KG	4,801	19,070
	BRITISH VIRGIN ISLANDS.....	62	2,176
	DOMINICAN REPUBLIC.....	3,825	10,824
	SPAIN.....	346	4,047
	SWITZERLAND.....	566	2,223
2103909060	OTHER SAUCES AND PREPARATIONS, NESOI KG	44,753	80,708
	COSTA RICA.....	32,044	61,496
	DOMINICAN REPUBLIC.....	9,616	16,200
	SWITZERLAND.....	3,093	13,012
2104100020	SOUPS, BROTHS AND PREPARATIONS THEREOF, DRIED KG	188,959	588,073
	DOMINICAN REPUBLIC.....	141,531	420,968
	GUATEMALA.....	23,903	72,244
	JAPAN.....	1,800	18,412
	SWITZERLAND.....	16,319	71,924
	VENEZUELA.....	5,406	14,525
2104100040	SOUPS/BROTHS/PREPS OF, BASED ON FISH/SEAFD, NT DRD KG	1,458	5,910
	SPAIN.....	1,458	5,910
2104100060	SOUPS, BROTHS & PREPS THEREOF, NESOI, EX DRIED KG	30,435	54,787
	DOMINICAN REPUBLIC.....	2,120	3,797
	GHANA.....	10,387	25,120
	PORTUGAL.....	8,860	2,866
	SPAIN.....	9,068	23,004
2105005000	EDIBLE ICE EXCEPT ICE CREAM, NESOI KG	30,214	58,550
	DOMINICAN REPUBLIC.....	30,214	58,550
2106905830	FOOD PREP OF GELATIN, FOR RETAIL CONT SUGAR KG	296,125	570,102
	MALAYSIA.....	23,520	16,520
	PANAMA.....	272,605	553,582
2106906400	FOOD PREP NESOI,>10% MILK(DAIRY) CH.4-NOTE10,NESOI KG	800	3,592
	SWITZERLAND.....	800	3,592
2106906600	FOOD PREPS NESOI,>10% MLK SOLID-DAIRY PRODC,T,NESOI KG	1,000	4,468
	SWITZERLAND.....	1,000	4,468
2106909500	FOOD PREPS NESOI,10%<MLK>10% SUGR,NTB8-CH17,NESOI KG	17,586	36,871
	PANAMA.....	17,586	36,871
2106909700	FOOD PREP, NESOI, CONTNG 10% OR LESS MILK, NESOI KG	7,504	16,026
	PANAMA.....	7,504	16,026
2106909972	PREPS FOR MFG BEVERAGE, NESOI, CONTAINING SUGAR KG	4,902,984	6,164,485
	CANADA.....	46,161	50,211
	DOMINICAN REPUBLIC.....	4,856,823	6,114,274
2106909973	PREPARATIONS FOR MANUFACTURE OF BEVERAGES NESOI KG	4,080	47,896
	MEXICO.....	4,080	47,896
2106909980	CREAM OR MILK SUBSTITUTES, NESOI KG	122,397	99,187
	DOMINICAN REPUBLIC.....	122,397	99,187
2106909988	FOOD PREPARATIONS NESOI, FLAVORED HONEY KG	272	15,394
	VENEZUELA.....	272	15,394
2106909990	FOOD PREPARATIONS, NESOI, CANNED KG	830,060	1,060,753
	DOMINICAN REPUBLIC.....	830,060	1,060,753
2106909997	FOOD PREPS NESOI CNTG SUGAR OF CANE/BEETS NT CNFZ KG	670	3,176
	SWITZERLAND.....	670	3,176
2106909998	FOOD PREPARATIONS NESOI, NOT CANNED OR FROZEN KG	488,016	926,248
	COSTA RICA.....	309,951	623,028
	DOMINICAN REPUBLIC.....	116,995	145,340
	IRELAND.....	500	5,099
	MEXICO.....	59,768	123,641
	UNITED KINGDOM OF GT BRITAIN.....	350	4,870
	VENEZUELA.....	454	24,270
	BEVERAGES, SPIRITS AND VINEGAR..... TOTAL		114,959,322
2201100000	WATER, MINERAL & AERATED NATRL/ARTFCL NT SWTN/FLAV L	3,796,638	2,327,014
	AUSTRALIAN ISLANDS.....	827	8,993
	BELGIUM.....	146,520	49,413
	CANADA.....	94,631	30,187

**TABLE 2 - IMPORTS INTO PUERTO RICO FROM FOREIGN COUNTRIES
BY COMMODITY AND COUNTRY OF ORIGIN-FISCAL YEAR 1999**

COMM-CODE	COMMODITY, COUNTRY AND UNIT OF QUANTITY	QUANTITY	VALUE-\$
	DOMINICAN REPUBLIC.....	310,762	98,298
	FRANCE.....	2,424,129	1,821,216
	GERMANY.....	33,079	13,272
	GUADELOUPE.....	92,622	36,895
	ISRAEL.....	123,166	48,056
	ITALY.....	172,293	125,062
	MEXICO.....	22,800	9,120
	SPAIN.....	322,346	75,984
	VENEZUELA.....	53,463	10,506
2201900000	WATERS NOT SWEETND OR FLAVORED NESOI; ICE AND SNOW T	679	166,433
	COSTA RICA.....	118	28,009
	DOMINICAN REPUBLIC.....	19	5,340
	FRANCE.....	27	10,334
	SPAIN.....	463	106,307
	UNITED KINGDOM OF GT BRITAIN.....	6	2,390
	VENEZUELA.....	46	14,053
2202100060	WATERS INCL MINERAL & AERATED, SWTND/FLAVORD NESOI L	140,593	74,073
	CANADA.....	30,367	25,089
	ITALY.....	44,359	9,325
	MEXICO.....	65,867	39,679
2202903600	SINGLE FRUIT/VEGE JUICE FORTI W/VT N/CONCENTRATED L	10,445	3,968
	DOMINICAN REPUBLIC.....	10,445	3,968
2202909010	NONALCOHOLIC BEER L	3,651,229	2,140,193
	GERMANY.....	336,710	333,658
	SWITZERLAND.....	19,008	26,260
	VENEZUELA.....	3,295,511	1,780,255
2202909090	BEVERAGES NONALCOHOLIC NESOI EXCL FRUIT/VEGT JUICE L	6,268,753	4,628,630
	CANADA.....	5,110	5,032
	DOMINICAN REPUBLIC.....	188,221	156,150
	MEXICO.....	3,400,458	2,644,894
	PHILIPPINES.....	17,550	17,183
	SWITZERLAND.....	30,384	39,420
	THAILAND.....	231,388	243,200
	VENEZUELA.....	2,395,642	1,522,951
2203000030	BEER MADE FRM MALT IN GLASS CNTR NT OV 4 LITERS EA L	37,522,198	47,893,175
	BELGIUM.....	7,200	24,488
	CHINA, PEOPLE'S REP. (MAINLAND).....	8,736	9,568
	DENMARK.....	23,858	39,086
	DOMINICAN REPUBLIC.....	897,277	1,059,877
	GERMANY.....	522,486	605,344
	JAPAN.....	9,202	13,243
	MEXICO.....	1,532,634	1,157,129
	NETHERLANDS.....	34,436,563	44,664,884
	UNITED KINGDOM OF GT BRITAIN.....	84,244	119,546
2203000060	BEER MADE FRM MALT IN CNTRS EX GLASS NT OV 4 LITER L	85,708	129,566
	JAPAN.....	57,545	89,953
	NETHERLANDS.....	28,163	29,613
2204100030	SPARKLING WINE OF FRSH GRAPE VAL NT OV \$1.59/LITER L	18,450	25,300
	FRANCE.....	18,450	25,300
2204100060	SPARKLING WINE OF FRSH GRAPE VALUED OV \$1.59/LITER L	363,008	5,127,054
	CHILE.....	4,500	12,600
	FRANCE.....	156,481	4,188,664
	ITALY.....	26,397	115,094
	PORTUGAL.....	6,750	74,689
	SPAIN.....	168,827	727,989
	UNITED KINGDOM OF GT BRITAIN.....	53	8,038
2204215005	RED WINE GRAPE NOV 14% ALCOHOL 2L/LESS NOV \$1.05/L L	5,400	3,607
	SPAIN.....	5,400	3,607
2204215015	WHITE WINE GRAPE NOV 14% ALCOH 2L/LESS NOV \$1.05/L L	17,100	10,200
	CHILE.....	17,100	10,200
2204215030	RED WINE GRAPE NOV 14% ALCOHOL 2L/LESS OVR \$1.05/L L	1,340,038	8,433,064
	ARGENTINA.....	37,813	177,199
	AUSTRALIAN ISLANDS.....	5,708	32,487
	CHILE.....	328,588	998,065
	FRANCE.....	186,099	1,552,072
	GERMANY.....	900	3,040
	ITALY.....	140,007	778,381
	LEBANON.....	158	3,849
	PORTUGAL.....	17,849	145,507
	SPAIN.....	612,443	4,623,692

TABLE 2 - IMPORTS INTO PUERTO RICO FROM FOREIGN COUNTRIES
BY COMMODITY AND COUNTRY OF ORIGIN-FISCAL YEAR 1999

COMM-CODE	COMMODITY, COUNTRY AND UNIT OF QUANTITY	QUANTITY	VALUE-\$
	SWITZERLAND.....	9,000	50,915
	UNITED KINGDOM OF GT BRITAIN.....	475	67,857
2204215045	WHITE WINE GRAPE NOV 14% ALCOH 2L/LESS OVR \$1.05/L L	708,967	2,528,883
	ARGENTINA.....	12,042	41,386
	AUSTRALIAN ISLANDS.....	4,815	29,040
	CHILE.....	226,253	587,745
	FRANCE.....	153,343	632,178
	GERMANY.....	22,870	66,149
	ITALY.....	122,851	501,840
	PORTUGAL.....	38,096	107,055
	SPAIN.....	130,897	563,290
2204215060	GRAPE WINE NESOI NOV 14% ALCOH 2L/LESS OVR \$1.05/L L	37,910	120,851
	GERMANY.....	675	2,139
	ITALY.....	594	3,234
	PORTUGAL.....	35,086	110,125
	SPAIN.....	1,575	5,353
2204216000	MARSALA-TYPE GRAPE WINE 14% ALCOHOL 2 LITERS/LESS L	640	2,640
	ITALY.....	540	2,640
2204218030	SHERRY, GRPE WINE OVER 14% ALCOHOL 2 LITER OR LESS L	31,662	196,552
	SPAIN.....	31,662	196,552
2204218060	GRAPE WINE OVER 14% ALCOHOL IN CNTRS 2L/LESS NESOI L	7,687	45,432
	ITALY.....	243	4,453
	PORTUGAL.....	5,536	32,969
	SPAIN.....	1,908	8,010
2204292005	RED WINE GRPE NOV 14% ALCOH OV 2L NOV 4L NOV \$1.05 L	16,100	12,920
	ARGENTINA.....	16,100	12,920
2204292030	RED WINE GRAPE NOV 14% ALCH OV 2L NOV 4L OVR \$1.05 L	49,661	190,289
	ARGENTINA.....	16,100	19,320
	CHILE.....	4,590	23,939
	FRANCE.....	20,745	48,983
	ITALY.....	207	6,563
	SPAIN.....	8,019	91,484
2204292045	WHITE WINE GRPE NOV 14% ALCH OV 2L NOV 4L OV \$1.05 L	54,306	128,143
	FRANCE.....	19,800	39,547
	GERMANY.....	34,506	88,596
2204294000	WINE OF FRESH GRAPES OVER 14% ALCOHOL OV 2L NOV 4L L	3,600	55,314
	FRANCE.....	1,350	13,300
	PORTUGAL.....	2,250	42,014
2204296000	WINE OF FRESH GRAPES NOV 14% ALCOHOL OVER 4 LITERS L	32,200	34,454
	ARGENTINA.....	32,200	34,454
2205103000	VERMOUTH, IN CONTAINERS HOLDING 2 LITERS OR LESS L	47,370	121,479
	ITALY.....	47,370	121,479
2205902000	VERMOUTH IN CNTRS OVER 2 LITERS NOT OVER 4 LITERS L	900	7,201
	FRANCE.....	900	7,201
2206001500	CIDER, WHETHER STILL OR SPARKLING L	820,472	581,141
	SPAIN.....	820,472	581,141
2206009000	FERMENTED BEVERAGES (FR EXAMPLE PERRY, MEAD) NESOI L	2,475	14,245
	SPAIN.....	2,475	14,245
2208201000	PISCO AND SINGANI (GRAPE BRANDY) PFL	1,550	10,521
	PERU.....	1,550	10,521
2208203000	GRAPE BRANDY NESOI NOV 4 LITERS OV \$2.38 NOV \$3.43 PFL	1,094	3,200
	FRANCE.....	1,094	3,200
2208204000	GRAPE BRANDY NESOI CNTR NOV 4 LITERS OVER \$3.43/L PFL	15,824	430,138
	FRANCE.....	6,554	242,675
	SPAIN.....	9,270	187,463
2208303030	WHISKIES, SCOTCH & IRISH, CNTRS NOT OVER 4 LITERS PFL	1,066,009	13,422,906
	CANADA.....	1,800	12,231
	NETHERLANDS.....	19,800	220,130
	UNITED KINGDOM OF GT BRITAIN.....	1,044,408	13,190,544
2208303060	WHISKIES, SCOTCH AND IRISH, CNTRS OVER 4 LITERS EA PFL	71,120	249,100
	NETHERLANDS.....	10,800	77,340
	UNITED KINGDOM OF GT BRITAIN.....	60,320	171,760
2208306055	RYE WHISKIES, CONTAINERS NOT OVER 4 LITERS EACH PFL	1,920	17,400
	CANADA.....	1,920	17,400
2208306065	WHISKIES, NESOI, CONTAINERS NOT OVER 4 LITERS EACH PFL	11,923	118,731
	CANADA.....	11,923	118,731
2208404000	RUM AND TAFIA, CONT NT > 4 LTRS, OVER > \$3/PRF LTR PFL	86,176	692,063
	BAHAMAS.....	8,160	76,514
	CANADA.....	33,044	390,176
	DOMINICAN REPUBLIC.....	43,920	214,225

TABLE 2 - IMPORTS INTO PUERTO RICO FROM FOREIGN COUNTRIES
BY COMMODITY AND COUNTRY OF ORIGIN-FISCAL YEAR 1999

COMM-CODE	COMMODITY, COUNTRY AND UNIT OF QUANTITY	QUANTITY	VALUE-\$
	IRELAND.....	337	6,628
	JAMAICA.....	715	4,520
2208500030	GIN AND GENEVE CONTAINERS NOT OVER 4 LITERS EACH PFL	71,865	485,077
	UNITED KINGDOM OF GT BRITAIN.....	71,865	485,077
2208601000	VODKA IN CNTRS NOT OVER 4 LITERS VAL NT OV \$2.05/L PFL	9,907	14,448
	FINLAND.....	9,907	14,448
2208602000	VODKA IN CNTRS NOT OVER 4 LITERS VAL OVER \$2.05/L PFL	1,472,621	9,793,962
	DENMARK.....	10,140	63,400
	FINLAND.....	1,356,249	9,092,332
	POLAND.....	3,060	54,350
	SWEDEN.....	103,172	583,880
2208700030	LIQUEURS & CORDIALS IN CNTRS NT OVER 4 LITERS PFL	697,989	12,548,713
	BELGIUM.....	342	5,514
	COLOMBIA.....	4,032	48,426
	FRANCE.....	185,497	2,049,309
	GERMANY.....	1,260	20,800
	IRELAND.....	42,780	1,092,909
	ITALY.....	63,398	920,281
	MEXICO.....	27,102	535,686
	NETHERLAND ANTIL. EXC ARUBA.....	1,145	14,620
	SPAIN.....	387,859	6,892,476
	UNITED KINGDOM OF GT BRITAIN.....	4,574	68,782
2208700060	LIQUEURS & CORDIALS IN CNTRS OVER 4 LITERS PFL	3,600	22,500
	IRELAND.....	3,600	22,500
2208902000	BRANDY NESOI CNTRS NOT OVER 4 LITER NOT OV \$2.38/L PFL	2,163	6,305
	FRANCE.....	2,163	6,305
2208902500	BRANDY NESOI CNTR NT OV 4L OV \$2.38 NOT OV \$3.43/L PFL	2,718	7,475
	SPAIN.....	2,718	7,475
2208903000	BRANDY NESOI CNTRS NOT OVER 4 LITERS OVER \$3.43/L PFL	289,716	2,017,905
	FRANCE.....	14,066	313,485
	SPAIN.....	275,650	1,704,420
2208904000	BRANDY NESOI CNTRS OVER 4 LITERS VAL OVER \$2.38/L PFL	2,880	15,956
	SPAIN.....	2,880	15,956
2208905000	TEQUILA IN CONTAINERS NOT OVER 4 LITERS EACH PFL	53,592	286,332
	MEXICO.....	53,592	286,332
2209000000	VINEGAR & SUBSTITUTES FOR VINEGAR FROM ACETIC ACID PFL	16,760	14,770
	SPAIN.....	16,760	14,770
	RESIDUES AND WASTE FROM THE FOOD INDUSTRIES;PREPARED ANIMAL FEED..... TOTAL		7,264,858
2302300010	BRAN, SHORTS AND MIDLINGS OF WHEAT T	29,536	1,595,500
	NIGERIA.....	29,536	1,595,500
2302300090	RESIDUE NESOI DERIVED FROM MILLING OF WHEAT T	51,956	3,398,692
	CAMEROON.....	2,935	143,081
	CONGO REP OF THE.....	4,445	46,389
	CONGO,DEM.REP.(FORMER ZAIRE).....	2,450	485,518
	COTE D'IVOIRE(IVORY COAST).....	2,599	182,132
	DOMINICAN REPUBLIC.....	89	8,640
	GABON.....	5,161	459,629
	GHANA.....	7,100	556,500
	GUINEA.....	1,822	99,326
	NIGERIA.....	11,371	532,480
	PERU.....	8,871	665,306
	TOGO.....	5,113	239,691
2303100040	RESIDUES OF STARCH MANUFCTR & SIMLR RESIDUES NESOI T	85	68,206
	FRANCE.....	85	68,206
2309100090	DOG AND CAT FOOD, PUT UP FOR RETAIL SALE, NESOI KG	151,704	100,492
	MEXICO.....	151,704	100,492
2309901005	BIRD SEED KG	52,442	33,370
	CANADA.....	19,482	6,820
	MEXICO.....	32,960	26,550
2309901015	PET FOOD NESOI PUT UP FOR RETAIL SALE KG	20,202	13,522
	CANADA.....	19,731	10,820
	CHINA,PEOPLE'S REP.(MAINLAND).....	471	2,602
2309901020	POULTRY FEEDS, PREPARED T	62	78,987
	DOMINICAN REPUBLIC.....	2	5,451
	FRANCE.....	60	71,536
2309901030	DAIRY CATTLE FEED, PREPARED T	342	183,637
	FRANCE.....	342	183,637

TABLE 2 - IMPORTS INTO PUERTO RICO FROM FOREIGN COUNTRIES
BY COMMODITY AND COUNTRY OF ORIGIN-FISCAL YEAR 1999

COMM-CODE	COMMODITY, COUNTRY AND UNIT OF QUANTITY	QUANTITY	VALUE-\$
2309901032	OTHER CATTLE FEED NESOI, PREPARED T	10,517	783,146
	COTE D'IVOIRE(IVORY COAST).....	1,487	77,265
	GABON.....	1,518	78,875
	GUINEA.....	1,930	100,283
	NIGERIA.....	2,586	371,051
	SIERRA LEONE.....	1,631	84,747
	TOGO.....	1,365	70,925
2309901035	SWINE FEED, PREPARED T	3,696	770,412
	CONGO REP OF THE.....	3,584	186,199
	FRANCE.....	64	56,155
	NETHERLANDS.....	38	528,058
2309901050	MIXED FEEDS OR MIXED FEED INGREDIENTS, ANML, NESOI T	871	132,716
	BRAZIL.....	25	10,871
	DOMINICAN REPUBLIC.....	44	13,676
	FRANCE.....	14	15,788
	NETHERLAND ANTIL EXC ARUBA.....	575	67,919
	NETHERLANDS.....	213	24,462
2309906000	ANIMAL FEEDS CONTAINING EGG, NESOI KG	1,861	5,837
	NETHERLANDS.....	1,861	5,837
2309909500	PREPARATIONS USED IN ANIMAL FEEDINGS, NESOI KG	528	2,341
	GERMANY.....	528	2,341
	TOBACCO AND MANUFACTURED TOBACCO SUBSTITUTES..... TOTAL		22,078,558
2401102140	WRAPPER TOBACCO, NESOI CONTAINING OVER 35% WRAPPER KG	185	2,780
	DOMINICAN REPUBLIC.....	185	2,780
2401105350	FILLER TOB INCL CIG LEAF NOT STEM/STRIP <35% WRPPR KG	2,339,908	4,514,750
	CAMEROON.....	31,518	117,339
	CENTRAL AFRICAN REP.....	48,986	157,949
	DOMINICAN REPUBLIC.....	211,102	448,944
	GERMANY.....	54,345	144,049
	HONDURAS.....	40,370	117,480
	ITALY.....	1,043,846	1,649,318
	PARAGUAY.....	250,829	486,612
	PHILIPPINES.....	658,912	1,393,059
2401201420	CONN SHADE TOB STEM/STRIP NT THRESHED OV 35% WRPPR KG	2,359	50,364
	CAMEROON.....	2,051	40,352
	INDONESIA.....	308	10,012
2401201440	TOBACCO NESOI STEM/STRIP OV 35% WRPPR NT CONN SHAD KG	335,217	9,287,929
	CAMEROON.....	4,919	124,201
	DOMINICAN REPUBLIC.....	4,266	215,498
	ECUADOR.....	129,923	3,932,082
	HONDURAS.....	62,196	995,115
	INDONESIA.....	94,986	3,307,500
	MEXICO.....	1,067	37,770
	NICARAGUA.....	37,860	675,763
2401202990	CIGAR FILLER TOBACCO CIGAR LF NT THRSH <35% WRAPPR KG	235,906	758,271
	INDONESIA.....	235,906	758,271
2401208320	BURLEY TOB THRESH STEM/STRIP NT USED FOR CIGARETTE KG	105,751	398,551
	MALAWI.....	96,565	376,051
	PHILIPPINES.....	9,186	22,500
2401300300	TOBACCO STEMS, FROM CIGAR LEAF, NOT CUT/NOT GROUND KG	396,572	118,893
	DOMINICAN REPUBLIC.....	396,572	118,893
2401300900	TOBACCO REFUSE, EX TOBACCO STEMS FROM CIGAR LEAF KG	799,543	1,593,084
	COSTA RICA.....	56,385	59,965
	DOMINICAN REPUBLIC.....	694,933	1,435,056
	HONDURAS.....	26,171	44,476
	JAMAICA.....	22,054	53,587
2402103030	SMALL CIGARS/CHEROOTS/CIGARILLOS WITH TOB <\$.15 EA THS	164	7,878
	NETHERLANDS.....	144	5,378
	SPAIN.....	20	2,500
2402106000	CIGARS/CHEROOTS/CIGARILLOS WITH TOB \$.15 TO \$.229 THS	11	2,130
	NETHERLANDS.....	11	2,130
2402108000	CIGARS/CHEROOTS/CIGARILLOS WITH TOB \$.23 OR OVER THS	128	125,836
	DOMINICAN REPUBLIC.....	109	114,792
	JAMAICA.....	2	2,525
	NETHERLANDS.....	15	8,519
2402208000	CIGARETTES CONTAINING TOBACCO NESOI, PAPER-WRAPPED THS	593,797	5,218,092
	GUATEMALA.....	593,237	5,199,369

TABLE 2 - IMPORTS INTO PUERTO RICO FROM FOREIGN COUNTRIES
BY COMMODITY AND COUNTRY OF ORIGIN-FISCAL YEAR 1999

COMM-CODE	COMMODITY, COUNTRY AND UNIT OF QUANTITY	QUANTITY	VALUE-\$
	SWITZERLAND.....	400	13,923
	UNITED KINGDOM OF GT BRITAIN.....	160	4,800
	MINERAL PRODUCTS..... TOTAL		853,784,800
	SALT; SULFUR; EARTHS AND STONE; PLASTERING MATERIALS, LIME AND CEMENT..... TOTAL		13,987,502
2501000000	SALT INCL TABL A DENTRD, PURE SODM CHLOR, SEA WTR T	8,370	251,210
	CANADA.....	850	90,164
	NETHERLAND ANTIL. EXC ARUBA.....	7,720	161,048
2505900000	SANDS, NATURAL, NESOI T	10	2,500
	NETHERLAND ANTIL. EXC ARUBA.....	10	2,500
2513110000	PUMICE, CRUDE OR IN IRREG PCS INCL CRUSHED (ABRSVE KG	979	6,252
	CHINA, PEOPLE'S REP. (MAINLAND).....	979	6,252
2514000000	SLATE, CRUDE OR ROUGHLY TRIMMED T	32	28,740
	ITALY.....	32	28,740
2515121000	MARBLE BLOCKS AND SLABS T	36	60,418
	CHINA, PEOPLE'S REP. (MAINLAND).....	3	16,995
	DOMINICAN REPUBLIC.....	10	2,701
	MEXICO.....	23	40,722
2516900060	OTHER MONUMENTAL OR BUILDING STONE, NESOI T	1	4,000
	VENEZUELA.....	1	4,000
2517100020	LIMESTONE, CRSHED OR BRKN OTH THN PBBLES OR GRVL T	2,274	288,027
	DOMINICAN REPUBLIC.....	2,274	288,027
2519905000	MAGNESIUM OXIDES, OTHER KG	258,085	119,489
	BELGIUM.....	90,875	24,684
	GERMANY.....	40,000	8,239
	ISRAEL.....	52,550	34,939
	ITALY.....	74,680	51,627
2520100000	GYPSUM; ANHYDRITE T	99,074	771,032
	DOMINICAN REPUBLIC.....	121	13,890
	SPAIN.....	98,953	757,142
2521000000	LMESTN FLUX; LMSTN A OTH CAL STO USD MFR LIME, CMT T	4,457	57,848
	DOMINICAN REPUBLIC.....	209	25,988
	MARTINIQUE.....	4,248	31,860
2523100000	CEMENT CLINKERS T	187,352	6,025,117
	CYPRUS.....	51,198	1,629,471
	FRANCE.....	26,611	811,636
	MOROCCO.....	25,039	938,972
	VENEZUELA.....	84,504	2,645,038
2523210000	WHITE PORTLAND CEMENT WHTHR OR NT ART COLORED T	23,616	1,968,800
	BELGIUM.....	6,342	479,425
	DENMARK.....	16,408	1,397,173
	MEXICO.....	866	92,202
2523290000	PORTLAND CEMENT, OTHER THAN WHITE PORTLAND CEMENT T	118,581	4,226,008
	ITALY.....	43,681	1,610,993
	SPAIN.....	21,677	754,015
	TURKEY.....	53,200	1,853,100
	VENEZUELA.....	23	7,900
2523900000	HYDRAULIC CEMENT, OTHER, NESOI T	256	80,011
	JAPAN.....	256	80,011
2524000060	ASBESTOS NESOI T	100	14,541
	CANADA.....	100	14,541
2526200000	NATURAL STEATITE AND TALC, CRUSHED OR POWDERED T	20	9,900
	COSTA RICA.....	20	9,900
2528100000	NATRL SODIUM BORATES A CNCNTRTS, WHETH O NT CALCND KG	22,000	10,870
	CHILE.....	22,000	10,870
2529100000	FELDSPAR T	27	23,482
	CANADA.....	27	23,482
2530201000	KIESERITE KG	188,173	13,721
	GERMANY.....	188,173	13,721
2530202000	EPSOM SALTS KG	124,492	25,536
	GERMANY.....	124,492	25,536
	ORES, SLAG, AND ASH..... TOTAL		91,536
2618003000	FERROUS SCALE T	15,776	78,878
	GERMANY.....	15,776	78,878

TABLE 2 - IMPORTS INTO PUERTO RICO FROM FOREIGN COUNTRIES
BY COMMODITY AND COUNTRY OF ORIGIN-FISCAL YEAR 1999

COMM-CODE	COMMODITY, COUNTRY AND UNIT OF QUANTITY	QUANTITY	VALUE-\$
2619009000	OTHR SLAG,DROSS(NT GRNLT),SCALNGS ETC,FR IOS MFG DOMINICAN REPUBLIC.....	KG 3,629	4,800 4,800
2620400060	ASH A RES NT IOS MF, MN ALMN, NT VANDM BEARING NETHERLANDS.....	KG 37,226	7,858 7,858
	MINERALS FUELS, MINERAL OILS AND PRODUCTS OF THEIR DISTILLATION; BITUMINOUS SUBSTANCES; MINERAL WAXES.....	TOTAL	839,685,762
2701110000	ANTHRACITE COAL, NOT AGGLOMERATED UNITED KINGDOM OF GT BRITAIN.....	T 581	263,292 263,292
2701120050	BITUMINOUS COAL NT METALLURGICAL, NOT AGGLOMERATED COLOMBIA.....	T 173,548	6,189,152 4,437,952
	VENEZUELA.....	121,399	1,751,200
2703000000	PEAT (INCLUDING PEAT LITTER), INCL AGGLOMRD CANADA.....	T 530	128,267 128,267
2707300030	P-XYLENE CANADA.....	L 14,219,007	2,593,616 2,593,616
2707300040	OTHER XYLENES NESOI CANADA.....	L 28,568,729	5,392,208 5,387,310
	NETHERLANDS.....	18,319	4,898
2709002000	CRUDE PETROLEUM TESTING 25 DEGREES API OR MORE VENEZUELA.....	BBL 1,329,825	19,781,419 19,781,419
2710000530	NO 6-TYPE FUEL OIL UNDER 25 DEGREES API ARUBA.....	BBL 23,988,287	263,212,895 914,901
	BRAZIL.....	97,537	10,921,196
	COLOMBIA.....	867,081	4,256,469
	CONGO REP OF THE.....	353,574	705,881
	CONGO,DEM.REP.(FORMER ZAIRE).....	51,913	527,245
	GERMANY.....	45,058	11,128,691
	NIGERIA.....	1,167,371	1,210,868
	PERU.....	118,080	1,057,566
	RUSSIA.....	105,607	910,170
	TRINIDAD & TOBAGO.....	72,191	66,278,698
	UNITED KINGDOM OF GT BRITAIN.....	5,874,398	12,834,066
	VENEZUELA.....	945,999	152,469,148
2710000550	OTHER FUEL OILS UNDER 25 DEGREES API NESOI ANGOLA.....	BBL 11,283,341	119,906,726 46,399,570
	ESTONIA.....	4,130,340	34,119,102
	GERMANY.....	3,448,979	10,987,973
	LATVIA.....	1,086,834	1,072,927
	LITHUANIA.....	110,270	4,426,804
	NETHERLAND ANTIL. EXC ARUBA.....	464,793	1,010,604
	NIGERIA.....	119,175	1,222,024
	SWEDEN.....	108,721	8,594,612
	UNITED KINGDOM OF GT BRITAIN.....	879,008	12,073,110
2710001004	NO 2 AND 3 FUEL OILS: DIESEL, OVER 0.05 PCT SULFUR ARUBA.....	BBL 9,920,340	153,412,653 295,388
	BAHAMAS.....	18,554	3,151,912
	CANADA.....	170,558	11,259,435
	COLOMBIA.....	780,035	31,373,631
	PANAMA.....	2,081,785	1,887,922
	TRINIDAD & TOBAGO.....	117,903	8,373,523
	UNITED KINGDOM OF GT BRITAIN.....	579,045	4,358,530
	VENEZUELA.....	245,551	82,712,314
2710001518	UNLEADED GASOLINE, OTHER ARGENTINA.....	BBL 5,560,461	90,980,248 2,914,775
	BRAZIL.....	251,597	2,408,813
	FINLAND.....	199,099	397,269
	GERMANY.....	20,769	2,185,072
	ITALY.....	144,877	4,201,227
	SWITZERLAND.....	240,035	11,627,205
	VENEZUELA.....	663,221	67,248,087
2710001520	JET MOTOR FUEL, NAPHTHA-TYPE VENEZUELA.....	BBL 74,859	1,256,134 1,256,134
2710001530	JET MOTOR FUEL, KEROSENE-TYPE VENEZUELA.....	BBL 273,759	4,994,629 4,994,629
2710001550	OTHER MOTOR FUELS NESOI CANADA.....	BBL 80,983	3,632,212 2,854,082
	NETHERLAND ANTIL. EXC ARUBA.....	53,414	394,118
		6,967	

TABLE 2 - IMPORTS INTO PUERTO RICO FROM FOREIGN COUNTRIES
BY COMMODITY AND COUNTRY OF ORIGIN-FISCAL YEAR 1999

COMM-CODE	COMMODITY, COUNTRY AND UNIT OF QUANTITY	QUANTITY	VALUE-\$
	VENEZUELA.....	20,602	384,012
2710002000	KEROSENE, EXC MTR FUEL OR MTR FUEL BLNDG STOCK BBL	79,322	1,411,254
	VENEZUELA.....	79,322	1,411,254
2710002500	NAPHTHAS, EXC MTR FUEL OR MTR FUEL BLNDG STOCK BBL	8,498,020	128,117,533
	ALGERIA.....	496,934	8,057,870
	ANGOLA.....	241,863	3,398,179
	COLOMBIA.....	1,737,118	27,173,979
	ECUADOR.....	899,771	12,929,706
	EGYPT.....	1,850,778	25,546,027
	PERU.....	881,636	12,309,023
	RUSSIA.....	118,137	1,532,256
	VENEZUELA.....	2,491,785	37,170,493
2710003020	AUTOMTVE, DSL OR MRNE ENGE LUB OILS BBL	5,159	810,970
	BELGIUM.....	1,353	85,475
	FRANCE.....	419	101,696
	PANAMA.....	2,817	335,810
	TRINIDAD @ TOBAGO.....	570	87,889
2710003030	TURBINE LUBRICATING OIL, INCLUDING MARINE BBL	4	3,343
	UNITED KINGDOM OF GT BRITAIN.....	4	3,343
2710003040	AUTOMOTIVE GEAR OILS BBL	248	24,557
	DOMINICAN REPUBLIC.....	230	18,006
	FRANCE.....	18	6,551
2710003080	OTHER LUBRICATING OILS (EXCEPT GREASES) BBL	532	119,494
	FRANCE.....	139	46,247
	GERMANY.....	108	29,527
	JAPAN.....	1	4,654
	MEXICO.....	181	16,602
	NETHERLANDS.....	105	22,464
2710004545	INSULATING OR TRANSFORMER OILS BBL	98	15,777
	CANADA.....	98	15,777
2711120010	PROPANE, LIQ, MIN PUR 90 LIQ VOLM PERCENT BBL	1,666,087	20,737,359
	TRINIDAD @ TOBAGO.....	107,707	1,431,622
	VENEZUELA.....	1,558,380	19,305,737
2711130010	BUTANES LIQ MIN PUR OF 90 LIQ VOL PCT BBL	96,751	1,463,965
	VENEZUELA.....	96,751	1,463,965
2711130020	BUTANES, LIQ OTH TH MIN PUR OF 90 LIQ VOL PCT BBL	38,523	487,481
	TRINIDAD @ TOBAGO.....	38,523	487,481
2711180020	PET GASES A OTH GAS HYDCRBNS LIQ NESOI KG	18,160	6,450
	TRINIDAD @ TOBAGO.....	18,160	6,450
2711290010	PROPANE, GAS MIN PUR OF 90 LIQ VOL PCT BBL	302,607	3,428,793
	VENEZUELA.....	302,607	3,428,793
2712200000	PARAFFIN WAX LESS THAN 0.75 PERCENT OIL KG	16,118	11,285
	JAPAN.....	16,118	11,285
2713200000	PETROLEUM BITUMEN T	28,794	2,346,086
	NETHERLAND ANTIL EXC ARUBA.....	10,472	869,114
	VENEZUELA.....	18,322	1,476,972
2714900000	BITUMEN A ASPHALT, ASPHALTITES AND ASPHALTIC ROCKS T	161,776	9,132,999
	MEXICO.....	5,981	343,052
	NETHERLAND ANTIL EXC ARUBA.....	42,847	2,511,804
	VENEZUELA.....	112,948	6,278,143
2715000000	BIT MIX FR NAT ASPH, NAT BIT,PET BIT,MIN TAR OR PT T	67	44,965
	FRANCE.....	19	36,397
	VENEZUELA.....	48	8,568
	PRODUCTS OF THE CHEMICAL OR ALLIED INDUSTRIES..... TOTAL		4,445,066,917
	INORGANIC CHEMICALS; ORGANIC OR INORGANIC COMPOUNDS OF PRECIOUS METALS, OF RARE-EARTH METALS, OF RADIOACTIVE ELEMENTS OR OF ISOTOPES..... TOTAL		27,546,392
2801302000	BROMINE KG	12,664	21,543
	UNITED KINGDOM OF GT BRITAIN.....	12,664	21,543
2803000010	CARBON BLACK KG	217,935	139,971
	VENEZUELA.....	217,935	139,971
2804210000	ARGON KM3	196	47,151
	VENEZUELA.....	196	47,151
2806100000	HYDROGEN CHLORIDE (HYDROCHLORIC ACID) T	1,088	196,266

TABLE 2 - IMPORTS INTO PUERTO RICO FROM FOREIGN COUNTRIES
BY COMMODITY AND COUNTRY OF ORIGIN-FISCAL YEAR 1999

COMM-CODE	COMMODITY, COUNTRY AND UNIT OF QUANTITY	QUANTITY	VALUE-\$
	CHILE.....	287	42,644
	NETHERLANDS.....	821	153,822
2808000010	NITRIC ACID..... KG	99,550	23,840
	NETHERLANDS.....	99,550	23,840
2809200020	PHOS ACID CONT. 65 PERCENT OR MORE P2O5 EQUIVALEN T	575	393,487
	CHINA, PEOPLE'S REP. (MAINLAND).....	21	9,323
	NETHERLANDS.....	554	384,164
2809200030	PHOSPHORIC ACID OTHER THAN FERTILIZER GRADE..... T	195	119,882
	BELGIUM.....	87	59,442
	CHINA, PEOPLE'S REP. (MAINLAND).....	23	8,771
	COLOMBIA.....	21	13,255
	ISRAEL.....	44	21,295
	MEXICO.....	20	17,119
2811110000	HYDROGEN FLUORIDE (HYDROFLUORIC ACID)..... KG	120,375	174,759
	GERMANY.....	120,375	174,759
2811196010	SULFAMIC ACID..... KG	71,018	38,052
	CHINA (TAIWAN).....	52,586	27,852
	GERMANY.....	18,432	10,200
2811196050	OTHER INORGANIC ACIDS..... KG	38,795	29,488
	NORWAY.....	19,995	17,052
	REPUBLIC OF KOREA.....	16,800	12,436
2811210000	CARBON DIOXIDE..... T	227	45,000
	VENEZUELA.....	227	45,000
2811221000	SYNTHETIC SILICA GEL..... KG	210,715	639,880
	GERMANY.....	198,026	583,835
	ITALY.....	12,689	56,045
2811225000	SILICON DIOXIDE, NESOI..... KG	85,062	246,113
	FRANCE.....	76,190	116,238
	GERMANY.....	8,872	128,875
2812101000	PHOSPHORUS PENTACHLORIDE..... KG	4,793	27,321
	GERMANY.....	4,793	27,321
2812105050	OTHER CHLORIDES AND CHLORIDE OXIDES OF NONMETALS..... KG	196	53,626
	JAPAN.....	196	53,626
2814100000	ANHYDROUS AMMONIA..... T	5,207	1,078,043
	BELGIUM.....	2,756	615,000
	COLOMBIA.....	27	2,835
	FRANCE.....	1,327	306,889
	TRINIDAD & TOBAGO.....	831	117,393
	VENEZUELA.....	266	35,926
2815110000	SOLID SODIUM HYDROXIDE (CAUSTIC SODA)..... KG	37,850	16,680
	GERMANY.....	18,522	5,844
	ISRAEL.....	1,328	2,121
	SPAIN.....	18,000	8,715
2815120000	SODIUM HYDROXIDE IN AQUEOUS SOLUTION..... KG	2,740,415	578,265
	SWEDEN.....	2,740,415	578,265
2815200000	POTASSIUM HYDROXIDE (CAUSTIC POTASH)..... KG	988,175	172,118
	FRANCE.....	988,175	172,118
2815200050	POTASSIUM HYDROXIDE (CAUSTIC POTASH); SOLID..... KG	22,222	13,311
	ISRAEL.....	2,222	2,940
	ITALY.....	20,000	10,371
2815200090	POTASSIUM HYDROXIDE (CAUSTIC POTASH); NESOI..... KG	2,317,492	438,821
	BELGIUM.....	2,250,204	390,000
	FRANCE.....	47,288	38,548
	GERMANY.....	20,000	10,275
2815300000	PEROXIDES OF SODIUM OR POTASSIUM..... KG	1,381	2,205
	ISRAEL.....	1,381	2,205
2816100000	MAGNESIUM HYDROXIDE AND MAGNESIUM PEROXIDE..... KG	500	2,838
	IRELAND.....	500	2,838
2817000000	ZINC OXIDE AND ZINC PEROXIDE..... KG	8,200	6,029
	MEXICO.....	8,200	6,029
2818102000	ARTIFICIAL CORUNDUM GRAIN/GROUND, PULVERIZE/REFINE..... KG	59,222	195,484
	UNITED KINGDOM OF GT BRITAIN.....	59,222	195,484
2818200000	ALUMINUM OXIDE, EXCEPT ARTIFICIAL CORUNDUM, NESOI..... KG	45,819	51,242
	COLOMBIA.....	44,919	24,170
	JAPAN.....	900	27,072
2821100040	SYNTHETIC PIGMENT IRON OXIDE & HYDROXIDES, NESOI..... KG	500	12,200
	UNITED KINGDOM OF GT BRITAIN.....	500	12,200
2823000000	TITANIUM OXIDES..... KG	180,999	336,997
	COSTA RICA.....	124,834	260,197
	RUSSIA.....	18,088	25,600

TABLE 2 - IMPORTS INTO PUERTO RICO FROM FOREIGN COUNTRIES
BY COMMODITY AND COUNTRY OF ORIGIN-FISCAL YEAR 1999

COMM-CODE	COMMODITY, COUNTRY AND UNIT OF QUANTITY	QUANTITY	VALUE-\$
	UKRAINE.....	38,079	51,200
2825100000	HYDRAZINE & HYDROXYLAMINE & THEIR INORGANIC SALTS KG	292,160	1,731,673
	GERMANY.....	63,960	323,142
	JAPAN.....	228,800	1,408,531
2826111000	FLUORIDES OF AMMONIUM KG	22,032	22,262
	GERMANY.....	22,032	22,262
2827200000	CALCIUM CHLORIDE KG	38,180	10,420
	NETHERLANDS.....	38,180	10,420
2827360000	ZINC CHLORIDE KG	3,600	4,041
	MEXICO.....	3,600	4,041
2832100000	SODIUM SULFITES KG	447,919	132,376
	GERMANY.....	447,919	132,376
2832200000	OTHER SULFITES, EXCEPT SODIUM SULFITES, NESOI KG	21,000	7,725
	ITALY.....	21,000	7,725
2833111000	SALT CAKE OF DISODIUM SULFATE T	125	22,764
	FINLAND.....	125	22,764
2833115010	ANHYDROUS DISODIUM SULFATE T	398	71,496
	BELGIUM.....	398	71,496
2833190000	SODIUM SULFATES, EXCEPT DISODIUM SULFATES, NESOI KG	20,000	3,150
	NETHERLANDS.....	20,000	3,150
2833210000	MAGNESIUM SULFATE KG	199,763	33,794
	GERMANY.....	199,763	33,794
2833220000	ALUMINUM SULFATE KG	408,865	357,656
	MEXICO.....	408,865	357,656
2833292000	IRON SULFATE KG	21,000	2,885
	CHINA, PEOPLE'S REP. (MAINLAND).....	21,000	2,885
2834101000	SODIUM NITRITES KG	20,000	10,900
	GERMANY.....	20,000	10,900
2834210000	POTASSIUM NITRATES T	344	128,677
	ISRAEL.....	344	128,677
2835220000	MONO- OR DISODIUM PHOSPHATES KG	3,415	80,310
	FRANCE.....	3,415	80,310
2835230000	TRISODIUM PHOSPHATE KG	27,200	14,315
	BELGIUM.....	7,200	7,915
	GERMANY.....	20,000	6,400
2835240000	POTASSIUM PHOSPHATE KG	833,805	1,024,088
	ISRAEL.....	833,805	1,024,088
2835250000	CALCIUM HYDROGENORTHOPHOSPHATE (DICALC PHOSPHATE) KG	585,181	747,956
	CANADA.....	19,950	21,087
	DOMINICAN REPUBLIC.....	134,020	50,272
	GERMANY.....	394,926	630,839
	ITALY.....	1,000	4,348
	MEXICO.....	35,285	41,410
2835260000	OTHER PHOSPHATES OF CALCIUM, NESOI KG	232,092	279,092
	CANADA.....	180,816	216,014
	ISRAEL.....	15,895	22,928
	MEXICO.....	35,381	40,150
2835295000	PHOSPHATES, NESOI KG	84,369	76,476
	ISRAEL.....	10,000	6,531
	MEXICO.....	74,369	69,945
2835310000	SODIUM TRIPHOSPHATES (SODIUM TRIPOLYPHOSPHATE) KG	22,264	16,967
	CANADA.....	22,264	16,967
2835391000	POTASSIUM POLYPHOSPHATES KG	19,950	17,702
	UNITED KINGDOM OF GT BRITAIN.....	19,950	17,702
2835395000	POLYPHOSPHATES, NESOI KG	78,493	66,069
	CANADA.....	42,881	32,258
	GERMANY.....	18,160	15,073
	UNITED KINGDOM OF GT BRITAIN.....	17,452	18,738
2836200000	DISODIUM CARBONATE KG	71,309	11,100
	TURKEY.....	71,309	11,100
2836300000	SODIUM HYDROGENCARBONATE (SODIUM BICARBONATE) KG	660,393	198,297
	GERMANY.....	206,642	45,840
	MEXICO.....	64,395	36,709
	NETHERLANDS.....	181,356	42,396
	VENEZUELA.....	208,000	73,252
2836500000	CALCIUM CARBONATE KG	119,048	20,613
	COSTA RICA.....	55,478	9,392
	GERMANY.....	5,250	3,409
	JAMAICA.....	58,320	7,812
2837110000	CYANIDES AND CYANIDE OXIDES OF SODIUM KG	36,000	40,633

TABLE 2 - IMPORTS INTO PUERTO RICO FROM FOREIGN COUNTRIES
BY COMMODITY AND COUNTRY OF ORIGIN-FISCAL YEAR 1999

COMM-CODE	COMMODITY, COUNTRY AND UNIT OF QUANTITY	QUANTITY	VALUE-\$
2837190010	GERMANY..... POTASSIUM CYANIDE..... KG	36,000 2,700	40,633 14,400
2839110000	JAPAN..... SODIUM METASILICATES..... KG	2,700 138,457	14,400 36,843
	BELGIUM..... GERMANY..... NETHERLANDS..... VENEZUELA.....	20,000 18,396 40,715 59,348	5,200 5,080 6,142 22,221
2839190000	SILICATE OF SODIUM, EXC SODIUM METASILICATE, NESOI..... KG	37,111	7,774
	GERMANY..... NETHERLANDS.....	19,800 17,311	5,292 2,482
2839900000	SILICATE; COMMERCIAL ALKALI METAL SILICATES, NESOI..... KG	8,240	32,517
	GERMANY.....	8,240	32,517
2840200000	OTHER BORATES, NESOI..... KG	55,941	14,003
	TURKEY.....	55,941	14,003
2840300010	SODIUM PERBORATE..... KG	965,663	1,184,065
	GERMANY.....	965,663	1,184,065
2841100000	ALUMINATES..... KG	2,250	390,000
	JAMAICA.....	2,250	390,000
2843300000	GOLD COMPOUNDS..... KG	27	216,046
	IRELAND.....	27	216,046
2846908000	COMPOUNDS, INORGAN/ORGAN, RARE-EARTH METAS, NESOI..... KG	19,340	15,021,989
	NORWAY.....	19,340	15,021,989
2847000000	HYDROGEN PEROXIDE, WHETHER/NOT SOLIDIFIED W/ UREA..... KG	86,138	35,894
	ITALY..... NETHERLANDS.....	71,018 15,120	27,984 8,010
2849100000	CARBIDES, CHEMICALLY DEFINED OR NOT, OF CALCIUM..... KG	483,327	236,172
	ARGENTINA.....	483,327	236,172
2850005000	HYDRIDES & NITRIDES, CHEMICALLY DEFINED/NT, NESOI..... KG	7,992	122,720
	NETHERLANDS.....	7,992	122,720
	ORGANIC CHEMICALS..... TOTAL		4,037,788,454
2902903050	OTHER ALKYL AND POLYALKYL BENZENES..... KG	183,120	532,042
	CHINA, PEOPLE'S REP. (MAINLAND)..... NETHERLANDS.....	122,320 60,800	356,204 175,838
2903120000	DICHLOROMETHANE (METHYLENE CHLORIDE)..... KG	39,353	26,339
	NETHERLANDS.....	39,353	26,339
2903220000	TRICHLOROETHYLENE..... KG	19,356	12,792
	NETHERLANDS.....	19,356	12,792
2903230000	TETRACHLOROETHYLENE (PERCHLOROETHYLENE)..... KG	79,656	40,681
	NETHERLANDS.....	79,656	40,681
2903302050	OTHER FLUOR, BROMIN OR IODIN DERIV OF ACYLC HYDCAR..... KG	500	24,000
	UNITED KINGDOM OF GT BRITAIN.....	500	24,000
2903420000	DICHLORODIFLUOROMETHANE CFC 12..... KG	63,800	300,755
	NETHERLANDS.....	63,800	300,755
2903499010	CHLORODIFLUOROMETHANE (CFC-22)..... KG	808,972	1,411,031
	GERMANY..... UNITED KINGDOM OF GT BRITAIN.....	765,159 43,813	1,326,790 84,241
2903499060	OTH HALO DERIV ACYLC HYDCRBS CONT>=2 DIF HALGENS..... KG	12,312	30,228
	UNITED KINGDOM OF GT BRITAIN.....	12,312	30,228
2903697000	OTHER HALOGENATED DERIVATIVES OF AROMATIC HYDCRBS..... KG	250	4,356
	JAPAN.....	250	4,356
2904101000	META-BENZENEDISULFONIC ACID, SODIUM SALT; ETC..... KG	120,972	100,796
	DOMINICAN REPUBLIC..... EGYPT..... ISRAEL..... VENEZUELA.....	56,368 15,624 32,672 16,308	61,271 12,789 11,788 14,948
2904103700	OTHER AROMAT DERIV CONT ONLY SULFO GRPS; SALTS, EST..... KG	14,250	207,359
	JAPAN.....	14,250	207,359
2904105000	OTHER NON-AROMAT DERIV CONT ONLY SULFO GRPS, ETC..... KG	43	9,851
	SWITZERLAND.....	43	9,851
2905111000	METHANOL ONLY FOR PROD OF SYN FUEL OR USE AS FUEL..... L	6,295,212	875,400
	TRINIDAD & TOBAGO.....	6,295,212	875,400
2905170000	LAURYL ALCOHOL, CETYL ALCOHOL AND STEARYL ALCOHOL..... KG	3,128	8,575
	MEXICO.....	3,128	8,575
2905190050	OTHER SATURATED ACYCLIC MONOHYDRIC ALCOHOLS..... KG	36,720	104,727
	GERMANY.....	36,720	104,727
2905320000	PROPYLENE GLYCOL (PROPANE-1,2-DIOL)..... KG	5,750	7,916
	ISRAEL.....	5,750	7,916

TABLE 2 - IMPORTS INTO PUERTO RICO FROM FOREIGN COUNTRIES
BY COMMODITY AND COUNTRY OF ORIGIN-FISCAL YEAR 1999

COMM-CODE	COMMODITY, COUNTRY AND UNIT OF QUANTITY	QUANTITY	VALUE-\$
2905430000	MANNITOL KG	161,618	421,066
	BRAZIL.....	159,632	407,066
	GERMANY.....	1,984	14,000
2905440000	D-GLUCITOL (SORBITOL) KG	17,408	9,648
	FRANCE.....	508	3,031
	NETHERLANDS.....	16,900	6,617
2905450000	GLYCEROL (GLYCERINE) EX CRUDE, INCL SYNTHETIC KG	80,580	74,993
	GERMANY.....	80,580	74,993
2905495000	OTHER ACYCLIC POLYHYDRIC ALCOHOLS KG	3,112	4,118
	ISRAEL.....	3,112	4,118
2905501000	HALO, SULFO, NITRO, OR NITROS DERIV OF MONO ALCOLS KG	690	90,688
	RUSSIA.....	690	90,688
2907110000	PHENOL (HYDROXYBENZENE) AND ITS SALTS KG	1,377	4,937
	MEXICO.....	1,377	4,937
2907130000	OCTYLPHENOL, NONYLPHENOL INCL ISOMERS AND SALTS KG	187,955	220,292
	BRAZIL.....	32,175	31,693
	GERMANY.....	16,800	17,600
	MEXICO.....	17,600	17,180
	RUSSIA.....	90,080	91,564
	UNITED KINGDOM OF GT BRITAIN.....	31,300	62,255
2909191400	METHYL TERTIARY-BUTYL ETHER (MTBE) KG	5,216,421	1,851,888
	BRAZIL.....	5,216,421	1,851,888
2909191800	ETHERS OF ACYC MONOHYDRIC ALCOHOLS & DERIV,NESOI KG	8,071	103,202
	MEXICO.....	8,071	103,202
2909196000	ETHERS OF POLYHDIC ALCOHOLS & THEIR DERIVATIVES KG	590	72,345
	MEXICO.....	590	72,345
2909492000	GLYCEROL ETHERS KG	185	3,103
	IRELAND.....	185	3,103
2909501000	4-ETHYLGLUAIACOL KG	245	10,301
	GERMANY.....	147	6,151
	PANAMA.....	98	4,150
2909504500	ETHER-PHENOLS, ETC AND DERIV OF PROD OF U.S. NT3SC KG	201	8,437
	GERMANY.....	103	4,137
	SWITZERLAND.....	98	4,300
2911001000	1,1-BIS-(1-METHYLETHOXY) CYCLOHEXANE KG	217,980	2,200,968
	JAPAN.....	217,980	2,200,968
2911005000	ACETALS AND HEMIACETALS,WITH OR W/O OTH OXY FUNC KG	5,000	456,328
	GERMANY.....	5,000	456,328
2912110000	METHANAL (FORMALDEHYDE) KG	34,240	15,090
	MEXICO.....	15,840	9,592
	NETHERLANDS.....	18,400	5,498
2912195000	OTHER ACYCLIC ALDEHYDES WITHOUT OTHER OXY FUNCTION KG	177,360	337,202
	FRANCE.....	177,360	337,202
2912296000	OTHER CYCLIC ALDEHYDES WITHOUT OTHER OXY FUNCTION KG	1,627	6,050
	MEXICO.....	1,627	6,050
2912410000	VANILLIN (4-HYDROXY-3-METHOXYBENZALDEHYDE) KG	256	2,402
	DOMINICAN REPUBLIC.....	256	2,402
2914130000	4-METHYLPENTAN-2-ONE (METHYL ISOBUTYL KETONE) KG	13,200	10,366
	GERMANY.....	13,200	10,366
2914211000	NATURAL CAMPHOR KG	18,952	77,820
	CHINA,PEOPLE'S REP.(MAINLAND).....	18,952	77,820
2914212000	SYNTHETIC CAMPHOR KG	980	4,644
	CHINA,PEOPLE'S REP.(MAINLAND).....	980	4,644
2914501000	5-BENZOYL-4-HYDROXY-2-METHOXY-BENZENESULFONIC ACID KG	9,195	231,450
	CHINA,PEOPLE'S REP.(MAINLAND).....	5,895	89,550
	INDIA.....	3,300	141,900
2914503000	AROMAT KETONES-PHENOLS; KETONES WITH OTH OXY FUNCT KG	437,801	92,867,644
	FRANCE.....	10,400	108,332
	IRELAND.....	6,017	602,058
	UNITED KINGDOM OF GT BRITAIN.....	421,184	92,157,254
2914505000	NON-AROMATIC KETONE-PHENOLS ETC WITHOUT OTH OXY FN KG	5,796	69,741
	FRANCE.....	5,796	69,741
2914703000	ANTHRAQUINONE DISULFONIC ACID, SODIUM SALT; ETC. KG	158,972	10,568,245
	ARGENTINA.....	60	30,000
	FRANCE.....	158,912	10,538,245
2914709000	OTHER HALO, ETC DER OF NON-AROM KETONES AND QUINON KG	8,893	597,290
	FRANCE.....	8,893	597,290
2915110000	FORMIC ACID KG	224,000	211,831
	GERMANY.....	224,000	211,831
2915210000	ACETIC ACID KG	109,122	75,165

TABLE 2 - IMPORTS INTO PUERTO RICO FROM FOREIGN COUNTRIES
BY COMMODITY AND COUNTRY OF ORIGIN-FISCAL YEAR 1999

COMM-CODE	COMMODITY, COUNTRY AND UNIT OF QUANTITY	QUANTITY	VALUE-\$
	MEXICO.....	109,122	75,185
2915220000	SODIUM ACETATE KG	17,850	25,888
	NETHERLANDS.....	17,850	25,888
2915295000	OTHER SALTS OF ACETIC ACID KG	12,049	53,040
	FRANCE.....	12,049	53,040
2915394700	ACETATES OF POLYHYD ALCHLS OR OF POLYHYD ALCHLS ET KG	9,438	10,635,513
	MEXICO.....	9,438	10,635,513
2915399000	OTHER NON-AROMATIC ESTERS OF ACETIC ACID KG	122	10,715
	JAPAN.....	122	10,715
2915605000	BUTYR AND VALER ACIDS AND THEIR NON-AROM SALTS ETC KG	366	133,606
	MEXICO.....	366	133,606
2915700010	PALMITIC ACID KG	1,870	17,428
	ITALY.....	1,870	17,428
2915700020	STEARIC ACID FROM SATURATED ACYCLIC MONOCARB. ACID KG	21,700	75,327
	FRANCE.....	13,600	63,452
	ITALY.....	8,100	11,875
2915905000	NON-AROMAT DERIV OF SAT ACYC MONOCARBOXYLIC ACIDS KG	18,380	498,486
	FRANCE.....	14,480	491,270
	GERMANY.....	1,900	5,216
2916125050	OTHER NON-AROMATIC ESTERS OF ACRYLIC ACID KG	38	14,440
	CANADA.....	38	14,440
2916130000	METHACRYLIC ACID AND ITS SALTS KG	94,400	242,525
	GERMANY.....	94,400	242,525
2916142050	OTHER ESTERS OF METHACRYLIC ACID KG	269,844	1,083,244
	GERMANY.....	233,684	777,384
	JAPAN.....	14,400	182,771
	SPAIN.....	21,760	103,089
2916191000	POTASSIUM SORBATE KG	2,889	4,630
	CHINA, PEOPLE'S REP. (MAINLAND).....	2,889	4,630
2916311570	SODIUM BENZOATE KG	20,412	22,847
	NETHERLANDS.....	20,412	22,847
2916394500	PROD DES IN ADDITIONAL U.S. NOTE 3 TO SECT VI KG	1,100	470,800
	UNITED KINGDOM OF GT BRITAIN.....	1,100	470,800
2917110000	OXALIC ACID, ITS SALTS AND ESTERS KG	120,000	59,248
	CHINA, PEOPLE'S REP. (MAINLAND).....	120,000	59,248
2917192000	GLUTARIC ACID DERIVED FROM CYCLOPENTANONE ETC KG	52,488	978,873
	UNITED KINGDOM OF GT BRITAIN.....	52,488	978,873
2917340000	OTHER ESTERS OF ORTHOPHTHALIC ACID KG	2,495	7,160
	MEXICO.....	2,495	7,160
2918115000	SALTS AND ESTERS OF LACTIC ACID KG	3,700	5,678
	VENEZUELA.....	3,700	5,678
2918120000	TARTARIC ACID KG	3,000	22,230
	ITALY.....	3,000	22,230
2918140000	CITRIC ACID KG	1,274,230	1,545,080
	AUSTRIA.....	849,139	984,509
	BELGIUM.....	245,160	332,243
	CHINA, PEOPLE'S REP. (MAINLAND).....	81,164	108,595
	COLOMBIA.....	20,600	29,033
	INDONESIA.....	78,167	90,700
2918151000	SODIUM CITRATE KG	1,803,385	2,248,333
	AUSTRIA.....	354,948	382,882
	ISRAEL.....	1,448,437	1,865,451
2918155000	OTER SALTS AND ESTERS OF CITRIC ACID KG	28,994	63,238
	CHINA, PEOPLE'S REP. (MAINLAND).....	25,227	30,200
	IRELAND.....	4,767	33,036
2918171000	MANDELIC ACID KG	15,000	401,690
	JAPAN.....	15,000	401,690
2918199000	OTHER NON-AROM CARBOXY ACIDS WITH OTH OXY FUNC ETC KG	36,737	281,321,848
	JAPAN.....	24,337	281,305,000
	MEXICO.....	12,400	16,848
2918302500	AROMATIC CARBOXY ACIDS WITH ALDEHYDE OR KETONE ETC KG	593	152,371
	IRELAND.....	593	152,371
2918303000	OTHER AROM CARBOXY ACIDS WITH ALDEHYDE ETC FNC ETC KG	2,217	750,964
	UNITED KINGDOM OF GT BRITAIN.....	2,217	750,964
2918307000	DIMETHYL ACETYL SUCCINATE; OXALACETIC ACID ETC KG	291,822	1,426,156
	JAPAN.....	291,822	1,426,156
2918309000	NON-AROMAT CARBOXY ACIDS WITH ALDEHYDE ETC FNC ETC KG	47,920	1,290,532
	JAPAN.....	1,320	45,702
	SWITZERLAND.....	46,600	1,244,830
2918903000	AROMATIC DRUGS KG	663,950	66,288,066

TABLE 2 - IMPORTS INTO PUERTO RICO FROM FOREIGN COUNTRIES
BY COMMODITY AND COUNTRY OF ORIGIN-FISCAL YEAR 1999

COMM-CODE	COMMODITY, COUNTRY AND UNIT OF QUANTITY	QUANTITY	VALUE-\$
	BAHAMAS.....	17,850	1,790,000
	ITALY.....	18,500	1,538,068
	MEXICO.....	629,600	62,980,000
2918904300	PROD DES IN NOTE 3 SECT 6 W/CARBOXYLIC ACIDS KG	450	165,950
	UNITED KINGDOM OF GT BRITAIN.....	450	165,950
2918905000	NON-AROMAT CARBOXY ACIDS WITH ADD OXY FUNCT, ETC KG	34,539	2,199,500
	CHINA, PEOPLE'S REP. (MAINLAND).....	31,000	360,858
	SPAIN.....	1,030	12,590
	UNITED KINGDOM OF GT BRITAIN.....	2,509	1,826,054
2921120000	DIETHYLAMINE AND ITS SALTS KG	74,288	153,229
	INDIA.....	73,800	121,175
	JAPAN.....	488	32,054
2921210000	ETHYLENEDIAMINE AND ITS SALTS KG	23,072	102,648
	ARGENTINA.....	23,072	102,648
2921494300	AROMATIC MONOAMINE DRUGS, NESOI KG	4,037	3,383,828
	HUNGARY.....	1,107	1,215,000
	SPAIN.....	2,930	2,168,628
2922130000	TRIETHANOLAMINE AND ITS SALTS KG	17,940	17,637
	MEXICO.....	17,940	17,637
2922191800	OTHER AROMATIC AMINO-ALCOHOLS, ETC USED AS DRUGS, NE KG	130	1,192,484
	FRANCE.....	130	1,192,484
2922196000	AROM AMINO-ALCOHOLS ETC OF PROD IN U.S. NT 3 SEC 6 KG	25,379	1,832,300
	ITALY.....	25,379	1,832,300
2922199500	OTHER NON-AROMATIC AMINO-ALCOHOLS AND DERIV ETC KG	450	80,600
	FRANCE.....	450	80,600
2922298090	AMINO-NAPHTHO & OTHER AMINO-PHENOLS NESOI KG	757	518,587
	FRANCE.....	737	512,807
	SWEDEN.....	20	5,780
2922421000	MONOSODIUM GLUTAMATE KG	1,157,143	1,203,182
	BRAZIL.....	595,100	601,984
	CHINA (TAIWAN).....	30,503	29,291
	REPUBLIC OF KOREA.....	531,540	571,917
2922425000	GLUTAMIC ACID AND ITS SALTS (EXC MONOSOD GLUTAMATE) KG	213	118,276
	ITALY.....	213	118,276
2922492700	AROMATIC AMINO-ACIDS ETC FOR USE AS DRUGS KG	406	370,867
	FINLAND.....	406	370,867
2922494050	OTHER NON-AROMATIC AMINO-ACIDS KG	134	55,441
	ITALY.....	74	15,241
	JAPAN.....	60	40,200
2922496000	3-AMINOCROTONIC ACID, METHYL ESTER, ETC. KG	87,650	1,285,630
	SWITZERLAND.....	87,650	1,285,630
2922498000	NON-AROMATIC ESTERS OF AMINO-ACIDS AND DERIV ETC KG	4,082	18,478
	ARGENTINA.....	4,082	18,478
2922501300	ISOETHARINE HYDROCHLORIDE; NYLIDRIN HYDROCHLOR ETC KG	1,025	46,069
	UNITED KINGDOM OF GT BRITAIN.....	1,025	46,069
2922501400	OTHER AROMATIC CARDIOVASCULAR DRUGS KG	9,742	5,530,542
	CANADA.....	1,524	1,074,097
	FRANCE.....	111	730,702
	MEXICO.....	3,087	142,014
	SWITZERLAND.....	5,020	3,583,729
2922501700	AROM DERMATOLOGICAL AGTS AND LOCAL ANESTHETICS KG	905	9,216
	UNITED KINGDOM OF GT BRITAIN.....	905	9,216
2922502500	OTHER AROMATIC AMINO-ALCOHOL-PHENOL DRUGS KG	58,230	18,908,873
	GERMANY.....	53,400	17,636,840
	IRELAND.....	57	294,121
	SWITZERLAND.....	2,773	975,912
2922505000	NON-AROMATIC AMINO-COMPOUNDS WITH OXYGEN FUNCTION KG	15	9,059
	UNITED KINGDOM OF GT BRITAIN.....	15	9,059
2923100000	CHOLINE AND ITS SALTS KG	109,936	116,710
	CANADA.....	94,736	80,811
	UNITED KINGDOM OF GT BRITAIN.....	15,200	35,899
2923201000	PURIFIED EGG PHOSPHOLIPIDS; ETC. KG	45	14,197
	GERMANY.....	45	14,197
2923900000	OTHER QUATERNARY AMMONIUM SALTS AND HYDROXIDES KG	48,114	823,887
	GERMANY.....	3,959	678,380
	ITALY.....	373	19,211
	SWITZERLAND.....	32	12,548
	UNITED KINGDOM OF GT BRITAIN.....	43,750	113,750
2924101050	OTHER ACYCLIC AMIDES AND THEIR DERIVATIVES ETC KG	268,640	453,369
	GERMANY.....	268,640	453,369

TABLE 2 - IMPORTS INTO PUERTO RICO FROM FOREIGN COUNTRIES
BY COMMODITY AND COUNTRY OF ORIGIN-FISCAL YEAR 1999

COMM-CODE	COMMODITY, COUNTRY AND UNIT OF QUANTITY	QUANTITY	VALUE-\$
2924291000	ACETANILIDE; N-ACETYL-SULFANILYL CHLORIDE; ETC. NETHERLANDS.....	KG 203,400	8,879,740
2924296210	ACETAMINOPHEN COSTA RICA.....	KG 158,878	2,984,093
	PANAMA.....	36,048	222,665
2924296250	OTHER AROM CYC AMIDES ETC FOR USE AS DRUGS IRELAND.....	KG 122,930	2,761,428
	ITALY.....	27,049	29,491,401
	UNITED KINGDOM OF GT BRITAIN.....	10,565	14,102,347
2924297000	OTHER AROM CYC AMIDES OF PROD IN U.S.NT 3 SEC 6 NORWAY.....	KG 5,890	833,500
	GERMANY.....	10,494	14,555,554
2924299000	OTHER NON-AROM CYCLIC AMIDES AND THEIR DERIVATIVES ITALY.....	KG 573,448	67,996,303
	GERMANY.....	1,791	538,581
	ITALY.....	500	3,733
2925110000	SACCHARIN AND ITS SALTS REPUBLIC OF KOREA.....	KG 1,291	532,848
	UNITED KINGDOM OF GT BRITAIN.....	275,258	1,011,805
2925199000	OTHER NON-AROMATIC IMIDES AND THEIR DERIVATIVES FRANCE.....	KG 273,608	1,006,063
	FRANCE.....	1,850	5,742
2925209000	NON-AROMATIC IMINES AND THEIR DERIVATIVES; ETC FRANCE.....	KG 5,150	829,150
	FRANCE.....	5,150	829,150
2926200000	1-CYANOGLUANIDINE (DICYANDIAMIDE) CHINA, PEOPLE'S REP. (MAINLAND).....	KG 474,508	72,531,405
	OTHER DICHLOROBENZONITRILES ISRAEL.....	KG 474,508	72,531,405
2926901200	P-CHLOROBENZONITRILE; AND VERAPAMIL HYDROCHLORIDE GERMANY.....	KG 36,000	55,185
	SWITZERLAND.....	36,000	55,185
2926901400	AROM NITRILE-FUNC CMPDS EX PROD IN U.S.NT 3 SEC JAPAN.....	KG 3,061	4,050
	OTHER NON-AROMATIC NITRILE-FUNCTION COMPOUNDS FRANCE.....	KG 3,061	4,050
2926904700	FRANCE.....	12,500	2,653,289
	GERMANY.....	2,000	385,166
2926905050	OTHER NON-AROMATIC NITRILE-FUNCTION COMPOUNDS SWITZERLAND.....	KG 10,500	2,268,123
	FRANCE.....	32,455	2,266,519
	GERMANY.....	32,455	2,266,519
	IRELAND.....	174,358	1,592,199
	SWITZERLAND.....	1,991	176,428
	UNITED KINGDOM OF GT BRITAIN.....	19,870	92,260
2928001500	PHENYLHYDRAZINE MEXICO.....	KG 14,484	699,131
	MEXICO.....	138,010	622,173
2928002500	AROM ORGAN DERIV OF HYDRAZINE OR OF HYDROXYLAMINE GERMANY.....	KG 1	2,209
	GERMANY.....	470	3,864
2928003000	NON-AROM ORGAN DERIV OF HYDRAZINE ETC USED AS DRUG ITALY.....	KG 113	22,249
	ITALY.....	113	22,249
2929102000	BITOLYLENE DIISOCYANATE(TODI); O-ISOCYANIC ACID ETC UNITED KINGDOM OF GT BRITAIN.....	KG 431	416,470
	UNITED KINGDOM OF GT BRITAIN.....	431	416,470
2930202050	OTHER AROMATIC THIOCARBAMATES AND DITHIOCARBAMATES FINLAND.....	KG 193	2,785
	FINLAND.....	193	2,785
2930306000	THIURAM MONO-, DI- OR TETRASULFIDES MEXICO.....	KG 14,821	40,670
	MEXICO.....	65	14,270
2930400000	METHIONINE FRANCE.....	KG 14,756	26,400
	FRANCE.....	2,405	12,497
2930904520	MERCAPTOCARBOXYLIC ACIDS JAPAN.....	KG 2,405	12,497
	JAPAN.....	20,000	66,000
2930909010	CYSTEINE HYDROCHLORIDE NETHERLANDS.....	KG 20,000	66,000
	NETHERLANDS.....	38,494	2,134,163
2930909050	OTHER NON-AROMATIC ORGANO-SULFUR COMPOUNDS INDIA.....	KG 2,000	152,000
	INDIA.....	34,484	1,982,163
	IRELAND.....	200	7,378
	ITALY.....	200	7,378
	MEXICO.....	71,477	3,174,491
	NETHERLANDS.....	1,450	69,600
	UNITED KINGDOM OF GT BRITAIN.....	4,350	197,273
2931002200	AROMATIC ORGANO-INORGANIC COMPOUNDS USED AS DRUGS ARGENTINA.....	KG 900	100,134
	ARGENTINA.....	1,377	2,555
	FRANCE.....	7,200	254,814
	MEXICO.....	56,200	2,550,115
2931003000	OTHER AROM ORGA-INORG ETC OF PROD IN U.S.NT3 SC 6 IRELAND.....	KG 24,040	1,429,297
	IRELAND.....	6	3,538
	ITALY.....	1,118	137,949
	ITALY.....	22,916	1,267,810
	ITALY.....	5,274	32,758,557
	ITALY.....	2,100	32,174,859
	ITALY.....	3,174	583,698

TABLE 2 - IMPORTS INTO PUERTO RICO FROM FOREIGN COUNTRIES
BY COMMODITY AND COUNTRY OF ORIGIN-FISCAL YEAR 1999

COMM-CODE	COMMODITY, COUNTRY AND UNIT OF QUANTITY	QUANTITY	VALUE-\$
2931009010	ORGANO-SILICON COMPOUNDS KG	307,830	2,121,069
	GERMANY.....	307,830	2,121,069
2932110000	TETRAHYDROFURAN KG	38,140	72,029
	GERMANY.....	38,140	72,029
2932195000	NON-AROM CMPDS CONT AN UNFUSED FURAN RING KG	31,720	625,881
	BELGIUM.....	8,000	107,209
	SPAIN.....	23,470	409,248
	UNITED KINGDOM OF GT BRITAIN.....	250	8,404
2932292000	AROMATIC LACTONES USED AS DRUGS KG	4,517	3,424,238
	SWEDEN.....	4,517	3,424,238
2932295050	OTHER NON-AROMATIC LACTONES KG	3,891	3,113,112
	UNITED KINGDOM OF GT BRITAIN.....	3,891	3,113,112
2932930000	PIPERONAL (HELIOTROPIN) KG	3,300	43,257
	UNITED KINGDOM OF GT BRITAIN.....	3,300	43,257
2932996000	OTHER AROM HETEROCYC ETC OF PROD IN US NT 3 SEC6 KG	411	146,884,694
	IRELAND.....	323	146,795,630
	UNITED KINGDOM OF GT BRITAIN.....	88	69,084
2933110000	PHENAZONE (ANTIPYRINE) AND ITS DERIVATIVES KG	60	12,600
	AUSTRIA.....	60	12,600
2933292000	AROM OR MOD AROM DRUGS CONT AN UNFUSED IMIDAZO ETC KG	38,110	6,118,894
	BELGIUM.....	31,030	3,601,495
	GERMANY.....	6,090	700,350
	ITALY.....	50	6,500
	SWITZERLAND.....	940	1,810,549
2933294500	DRUGS (EXC AROM OR MOD AROM) CONT AN UNFUS IMI ETC KG	100,109	7,702,115
	IRELAND.....	44,980	4,499,043
	ITALY.....	6,089	246,217
	SLOVENIA.....	49,060	2,956,855
2933299000	OTHER COMPOUNDS (EXC DRUGS,ETC) CONT AN UNFUSED ETC KG	12,550	952,311
	CANADA.....	6,300	640,977
	ITALY.....	6,250	311,334
2933391000	COLLIDINES, LUTIDINES AND PICOLINES KG	8,140	123,071
	JAPAN.....	8,140	123,071
2933392500	OTHER HERBICIDES CONT AN UNFUSED PYRIDINE RING ETC KG	40,201	11,080,605
	BRAZIL.....	40,201	11,080,605
2933394100	DRUGS CONT AN UNFUSED PYRIDINE RING ETC, NESOI KG	36,553	169,296,617
	BELGIUM.....	11,932	110,329,242
	GERMANY.....	18,329	27,987,775
	IRELAND.....	6,022	9,406,800
	UNITED KINGDOM OF GT BRITAIN.....	270	21,572,800
2933399100	COMPOUND CONT AN UNFUSED PYRIDINE RING ETC,NESOI KG	135	24,296,280
	IRELAND.....	60	24,259,780
	ITALY.....	75	37,500
2933402600	OTHER DRUGS CONT A QUINOLINE OR ISOQUINOLINE ETC KG	9,112	3,484,970
	SPAIN.....	133	1,620,735
	UNITED KINGDOM OF GT BRITAIN.....	8,979	1,864,235
2933403000	PESTICIDES CONT A QUINOLINE OR ISOQUINOLINE ETC KG	155,155	9,309,300
	BRAZIL.....	155,155	9,309,300
2933406000	PROD IN U.S. NOTE 3 SEC 6 CONT A QUINOLINE ETC KG	801	42,639
	JAPAN.....	801	42,639
2933591000	AROMATIC OR MODIFIED AROMATIC HERBICIDES ETC KG	500	169,700
	FRANCE.....	500	169,700
2933593600	OTHER AROM OR MOD-AROM ANTI-INFECTION AGENTS KG	603	246,962
	SWITZERLAND.....	603	246,962
2933594500	ANTI DEPRESSANTS, TRANQUILIZERS AND OTHER PHYCH AG KG	113,489	13,722,189
	IRELAND.....	4,996	7,836,955
	MEXICO.....	108,493	5,885,234
2933595300	OTHER AROM OR MOD-AROM DRUGS CONT A PYRIMID ETC KG	4,088	115,961,909
	GERMANY.....	197	829,094
	IRELAND.....	3,701	114,267,801
	UNITED KINGDOM OF GT BRITAIN.....	180	865,014
2933595900	OTHER DRUGS (EXCL AROM OR MOD-AROM) CONT A PYR ETC KG	5,729	1,158,078
	FRANCE.....	4,898	734,892
	ITALY.....	183	101,108
	MEXICO.....	631	94,597
	SPAIN.....	7	3,346
	UNITED KINGDOM OF GT BRITAIN.....	12	224,137
2933597000	PROD IN U.S. NOTE 3 TO SEC 6 CONT A PYRIMID RN ETC KG	3,948	325,267
	BELGIUM.....	3,948	325,267
2933598500	2-AMINO-4-CHLORO-6-METHOXYPYRIMIDINE; ETC. KG	114,700	5,949,468

TABLE 2 - IMPORTS INTO PUERTO RICO FROM FOREIGN COUNTRIES
BY COMMODITY AND COUNTRY OF ORIGIN-FISCAL YEAR 1999

COMM-CODE	COMMODITY, COUNTRY AND UNIT OF QUANTITY	QUANTITY	VALUE-\$
2933599500	SWITZERLAND.....	114,700	5,949,468
	OTHER(EXCL AROM OR MOD-AROM) CMPDS CONT A PYR ETC KG	42,591	3,924,897
	AUSTRIA.....	2,000	23,940
	GERMANY.....	7,970	57,537
	ITALY.....	1,630	1,560,723
	JAPAN.....	3,040	221,002
	REPUBLIC OF KOREA.....	27,726	2,017,540
2933696050	SPAIN.....	225	44,155
	OTHER CMPDS CONT AN UNFUSED TRIAZINE RING ETC KG	127,632	4,788,136
	GERMANY.....	27,032	1,683,854
2933798000	UNITED KINGDOM OF GT BRITAIN.....	100,600	3,104,282
	ACYCLIC LACTAMS, NESOI KG	4,027	7,933,085
	ITALY.....	1,639	307,576
2933902600	UNITED KINGDOM OF GT BRITAIN.....	2,388	7,625,509
	ANTI-HISTAMINES W/HETEROCYCLIC CMPDS W/NITROGEN KG	501	1,231,722
	SPAIN.....	501	1,231,722
2933904600	OTHER ANTI-INFECTION AGENTS KG	883	1,400,165
	IRELAND.....	60	1,167,324
	MEXICO.....	155	9,300
	REPUBLIC OF KOREA.....	238	125,670
	UNITED KINGDOM OF GT BRITAIN.....	430	97,871
	OTHER CARDIOVASCULAR DRUGS KG	121,774	49,120,319
	FRANCE.....	101	180,059
2933905300	GERMANY.....	5,598	3,055,077
	HONG KONG.....	234	97,390
	IRELAND.....	2,444	8,532,315
	JAPAN.....	53,773	26,644,548
	MEXICO.....	59,226	5,257,420
	UNITED KINGDOM OF GT BRITAIN.....	400	5,353,520
	OTHER ANALGESICS, ANTIPYRETICS AND NON-HORMONAL KG	538	14,989,025
2933906100	IRELAND.....	538	14,989,025
	OTHER ANTIDEPRESSANTS, TRANQUILIZERS ETC KG	1,714	824,119
	FRANCE.....	580	486,288
2933906500	GERMANY.....	384	154,081
	ITALY.....	750	183,750
	ANTICONSULSANTS, HYPNOTICS & SEDATIVES W/HETEROCYC KG	14,628	58,578,837
2933907000	CHINA, PEOPLE'S REP.(MAINLAND).....	540	148,200
	FRANCE.....	13,348	58,259,963
	ITALY.....	740	170,674
2933907500	OTHER DRUGS PRIM AFFECT THE CENT NERV SYSTEM KG	115	509,536
	JAPAN.....	115	509,536
	OTHER DRUGS WITH NITROGEN HETERO-ATOM(S) ONLY KG	1,449	4,906,535
2933909000	ITALY.....	24	26,846
	SWITZERLAND.....	1,012	2,483,766
	UNITED KINGDOM OF GT BRITAIN.....	413	2,395,923
	DRUGS (EXC AROM OR MOD-AROM) WITH NITRO HETERO ETC KG	10,071	5,453,417
	AUSTRALIAN ISLANDS.....	4	120,789
	GERMANY.....	29	4,254
	HUNGARY.....	372	105,000
2933909700	SPAIN.....	4,087	1,360,860
	SWITZERLAND.....	5,579	3,882,514
	OTHER CMPDS (EXC AROM OR MOD-AROM) WITH NITRO ETC KG	8,340	2,010,647
	BELGIUM.....	4,623	531,473
	FRANCE.....	587	1,078,989
	SPAIN.....	3,130	400,185
	OTHER CMPDS(EXC AROM OR MOD-AROM) CONT THIAZOL ETC KG	7,348	1,094,097
2934109000	GERMANY.....	520	106,288
	ITALY.....	1,109	289,696
	MEXICO.....	5,719	698,113
2934204000	PROD IN U.S. NOTE 3 TO SEC 6 CONT A BENZOTHIAZ ETC KG	88	16,488,080
	GERMANY.....	88	16,488,080
2934208000	OTHER CMPDS CONT A BENZOTHIAZOLE RING SYSTEM KG	18,554	2,542,468
	IRELAND.....	18,554	2,542,468
2934302300	ANTIDEPRESSANTS, TRANQUILIZERS AND OTHER PSCH AGTS KG	1,382	299,459
	IRELAND.....	1,382	299,459
2934302700	OTHER DRUGS, NESOI KG	2,500	291,419
	FRANCE.....	2,500	291,419
2934900100	MYCOPHENOLATE MOFETIL KG	47,475	27,637,120
	IRELAND.....	44,235	25,951,822
	SWITZERLAND.....	3,240	1,685,298

TABLE 2 - IMPORTS INTO PUERTO RICO FROM FOREIGN COUNTRIES
BY COMMODITY AND COUNTRY OF ORIGIN-FISCAL YEAR 1999

COMM-CODE	COMMODITY, COUNTRY AND UNIT OF QUANTITY	QUANTITY	VALUE-\$
2934903000	OTHER HETEROCYCLIC COMPOUNDS USED AS DRUGS KG	244,708	2,078,066,000
	BELGIUM.....	32,520	92,695,035
	FINLAND.....	1,647	324,110
	FRANCE.....	58,962	40,540,545
	INDIA.....	32,052	1,312,344
	IRELAND.....	4,420	1,442,034,405
	ISRAEL.....	41,930	6,234,730
	ITALY.....	5,881	2,677,446
	JAPAN.....	39,010	51,855,945
	NETHERLANDS.....	900	67,500
	SPAIN.....	3	25,008
	UNITED KINGDOM OF GT BRITAIN.....	27,383	440,298,932
2934903900	OTHER HETEROCYC CMPDS OF PROD IN U.S. NT 3 SEC 8 KG	1,750	108,500
	BELGIUM.....	1,750	108,500
2934904400	OTHER AROM OR MOD-AROM HETERO CMPDS(EXC PROD ETC) KG	3,632	766,744
	BELGIUM.....	3,632	766,744
2934904700	OTHER AROM OR MOD-AROM HETEROCYC CMPDS USED DRUGS KG	31,824	25,021,833
	FINLAND.....	23	114,635
	FRANCE.....	1,781	923,221
	JAPAN.....	6,410	8,199,531
	SINGAPORE.....	40	234,176
	SWITZERLAND.....	23,073	15,900,758
	UNITED KINGDOM OF GT BRITAIN.....	497	1,649,312
2934907000	MORPHOLINOETHYL CHLORIDE,HCL; ETC KG	132	209,511
	FRANCE.....	132	209,511
2934909000	OTHER NON-AROM OR NON-MOD AROM HETEROCYC CMPDS KG	71,832	11,948,506
	BELGIUM.....	8,081	5,195,722
	FRANCE.....	438	208,590
	GERMANY.....	48,755	2,134,182
	IRELAND.....	466	3,871,667
	ITALY.....	13,717	477,839
	SPAIN.....	175	60,496
2935003200	ACTEYLSULFISOXAZOLE; SULFACETAMIDE, SODIUM; ETC. KG	250	3,735
	MALI.....	250	3,735
2935004800	OTHER SULFONAMIDES USED AS ANTI-INFECTION AGENTS KG	3	5,261,690
	IRELAND.....	3	5,261,690
2935006000	OTHER SULFONAMIDE DRUGS (EXCL ANTI-INFECTION AGENTS) KG	17,585	14,025,080
	CHINA,PEOPLE'S REP.(MAINLAND).....	77	383,358
	FRANCE.....	81	1,648,251
	HUNGARY.....	18	18,451
	ITALY.....	13,295	2,605,907
	SWITZERLAND.....	60	4,407,371
	UNITED KINGDOM OF GT BRITAIN.....	4,054	4,960,742
2935007500	OTHER SULFONAMIDES (EXCL DRUGS ETC) KG	332,250	39,967,257
	FRANCE.....	128,920	20,226,465
	JAPAN.....	8,770	891,339
	UNITED KINGDOM OF GT BRITAIN.....	194,560	18,849,453
2935009500	OTHER SULFONAMIDES(EXC DRUGS,ETC)EXCL PROD U.S. ET KG	1,926	235,052
	ITALY.....	1,926	235,052
2936270000	VITAMIN C (ASCORBIC ACID) AND ITS DERIVATIVES KG	7,152	14,125
	CHINA,PEOPLE'S REP.(MAINLAND).....	7,152	14,125
2936292000	OTHER AROM OR MOD-AROM VITAMINS AND DERIVATIVES KG	7,385	1,005,775
	GERMANY.....	372	838,547
	SWITZERLAND.....	7,013	167,228
2936295050	OTHER VITAMINS (EXC AROM AND MOD-AROM) AND DERIV KG	1	3,381
	FRANCE.....	1	3,381
2937100000	PITUITARY (ANTERIOR) OR SIMILAR HORMONES GM	451,598	73,513,810
	SWITZERLAND.....	451,598	73,513,810
2937210030	PREDNISONE GM	1,636,729	2,214,299
	FRANCE.....	1,550,329	2,149,819
	ITALY.....	86,400	64,480
2937290040	SALTS AND ESTERS OF PREDNISOLONE GM	3,420	8,369
	BELGIUM.....	3,420	8,369
2937290050	OTHER ADRENAL CORTICAL HORMONES AND THEIR DERIV GM	3,000	300,000
	IRELAND.....	3,000	300,000
2937921050	OTHER PROGESTINS OF ANIMAL OR VEGETABLE ORIGIN KG	25	56,028
	MEXICO.....	25	56,028
2937925010	ESTROGENS NOT DERIV FROM ANIMAL OR VEGETABLE MATER GM	8,000	13,175
	MEXICO.....	8,000	13,175
2937925020	PROGESTERONE NOT DERIV FR ANIMAL OR VEGETABLE MATER GM	96,000	249,165

TABLE 2 - IMPORTS INTO PUERTO RICO FROM FOREIGN COUNTRIES
BY COMMODITY AND COUNTRY OF ORIGIN-FISCAL YEAR 1999

COMM-CODE	COMMODITY, COUNTRY AND UNIT OF QUANTITY	QUANTITY	VALUE-\$
2937925050	GERMANY.....	98,000	249,165
	OTHER PROGESTINS NOT OF ANIMAL OR VEGETABLE ORIGIN GM	9,766,192	5,422,534
	GERMANY.....	217,239	1,012,993
	HUNGARY.....	57,500	226,278
	IRELAND.....	7,130	34,623
	MEXICO.....	4,122,392	3,832,149
	NETHERLANDS.....	5,361,930	314,282
2937999510	UNITED KINGDOM OF GT BRITAIN.....	1	2,208
	ANABOLIC AGENTS AND ANDROGENS GM	148,565	2,382,240
	MEXICO.....	30,335	14,240
	UNITED KINGDOM OF GT BRITAIN.....	118,230	2,368,000
2937999550	OTHER HORMONES AND DERIVATIVES, OTHER STEROIDS ETC GM	11,762	7,776,840
	ARGENTINA.....	1,330	3,985,930
	BELGIUM.....	10	5,000
	SWITZERLAND.....	10,422	3,805,910
2938900000	OTHER GLYCOSIDES, NATURAL OR SYNTHETIC AND DERIV	6,198	18,000,221
	IRELAND.....	16	7,087,500
	JAPAN.....	6,059	7,813,610
	SWITZERLAND.....	121	1,299,111
2939290050	OTHER ALKALOIDS OF CINCHONA AND THEIR DERIVATIVES GM	4,400,000	610,426
	NETHERLANDS.....	4,400,000	610,426
2939300000	CAFFEINE AND ITS SALTS KG	1,004,404	10,281,945
	CHINA, PEOPLE'S REP. (MAINLAND).....	390,000	3,301,000
	GERMANY.....	516,404	5,807,241
	ITALY.....	70,000	803,154
	MEXICO.....	28,000	370,550
2939500000	THEOPHYLLINE AND AMINOPHYLLINE AND THEIR DERIV	346,468	4,567,486
	GERMANY.....	346,468	4,567,486
2939905000	OTHER VEG ALKALOIDS (EXC NATURAL) AND THEIR DERIV	159	384,024
	BELGIUM.....	8	29,000
	BRAZIL.....	150	281,218
	IRELAND.....	1	53,806
2940006000	OTHER SUGARS NESOI EXCL D-ARABINOSE KG	5,112	27,939
	FRANCE.....	3,500	22,136
	MAURITIUS.....	1,612	5,803
2941101000	AMPICILLIN AND ITS SALTS KG	80,478	7,151,840
	ITALY.....	80,478	7,151,840
2941102000	PENICILLIN G AND ITS SALTS KG	4,500	144,712
	NETHERLANDS.....	4,500	144,712
2941103000	CARFECILLIN, SODIUM; CLOXACILLIN, SODIUM ETC KG	20,670	2,352,204
	ITALY.....	20,670	2,352,204
2941105000	OTHER PENICILLINS AND THEIR DERIVATIVES ETC KG	472,420	56,489,749
	ITALY.....	340,289	28,712,298
	JAPAN.....	9,648	24,153,011
	NETHERLANDS.....	4,500	144,648
	SPAIN.....	275	3,657
	SWEDEN.....	115,200	3,132,285
	SWITZERLAND.....	2,510	343,870
2941300000	TETRACYCLINES AND THEIR DERIVATIVES; SALTS THEREOF GM	934,892	4,001,570
	AUSTRALIAN ISLANDS.....	685,220	236,247
	PORTUGAL.....	249,672	3,765,323
2941500000	ERYTHROMYCIN AND ITS DERIVATIVES; SALTS THEREOF GM	41,467,110	25,705,988
	AUSTRALIAN ISLANDS.....	8,129,400	4,930,075
	AUSTRIA.....	7,099,900	4,284,619
	CROATIA.....	22,908,000	13,415,954
	IRELAND.....	3,329,810	3,075,340
2941901050	NATURAL ANTIBIOTICS, NESOI KG	80,834	24,884,444
	ITALY.....	77,565	2,344,568
	UNITED KINGDOM OF GT BRITAIN.....	3,269	22,539,875
2941903000	AROMATIC OR MOD AROMATIC ANTIBIOTICS (EXC NATURAL) KG	180,188	92,034,868
	BRAZIL.....	1,441	162,360
	CHINA, PEOPLE'S REP. (MAINLAND).....	20,473	6,895,834
	ITALY.....	145,408	82,791,930
	JAPAN.....	7,848	1,114,644
	UNITED KINGDOM OF GT BRITAIN.....	5,220	1,070,100
2941905000	OTHER ANTIBIOTICS (EXC NAT, AROMAT AND MOD-AROMAT) KG	63,149	40,129,459
	AUSTRIA.....	10,875	6,043,257
	CHINA, PEOPLE'S REP. (MAINLAND).....	8,178	2,426,102
	CROATIA.....	9,214	5,561,974
	IRELAND.....	2	15,004

TABLE 2 - IMPORTS INTO PUERTO RICO FROM FOREIGN COUNTRIES
BY COMMODITY AND COUNTRY OF ORIGIN-FISCAL YEAR 1999

COMM-CODE	COMMODITY, COUNTRY AND UNIT OF QUANTITY	QUANTITY	VALUE-\$
	ITALY.....	23,835	14,095,268
	JAPAN.....	10,841	11,292,652
	NETHERLANDS.....	144	648,679
	UNITED KINGDOM OF GT BRITAIN.....	60	48,525
2942005000	OTHER ORGANIC CMPDS (EXC AROMAT OR MOD-AROMATIC) KG	1,182	487,250
	GERMANY.....	1,182	487,250
	PHARMACEUTICAL PRODUCTS..... TOTAL	1,333,468	314,010,778
3002100010	HUMAN BLOOD PLASMA KG	726	296,456
	BELGIUM.....	151	58,835
	GERMANY.....	575	237,621
3003200000	MEDICAMENTS CONTAINING OTHER ANTIBIOTICS ETC KG	10,561	18,930,352
	ITALY.....	10,561	18,930,352
3003395000	OTHER MEDICAMENTS CONTAINING HORMONES ETC KG	500	4,548
	GERMANY.....	500	4,548
3003900000	OTHER MEDICAMENTS (EXC GOODS OF HDS 3002,3005 ETC) KG	203,490	35,091,429
	CANADA.....	87,893	17,788,672
	FRANCE.....	103,190	15,474,376
	GERMANY.....	5,062	1,713,522
	PANAMA.....	7,345	114,859
3004200060	OTHER ANTIBIOTICS NESOI,NOT FOR VETERINARY KG	186,736	7,563,199
	ITALY.....	186,736	7,563,199
3004310000	MEDICAMENTS CONT INSULIN BUT NOT CONT ANTIBIOTICS KG	3	2,655
	SAUDI ARABIA.....	3	2,655
3004390050	PROD OF HEAD 2837 ETC, NOT CONT ANTIBIO, NESOI KG	551	17,751,684
	GERMANY.....	494	17,302,198
	SWITZERLAND.....	57	449,486
3004400030	ANTIDEPRESSANTS, TRANQUILIZERS AND OTHER PSYCH AGT KG	110	94,848
	UNITED KINGDOM OF GT BRITAIN.....	110	94,848
3004504000	OTHER VITAMINS SYNTHESIZED FROM AROM OR MOD-AR ETC KG	97,831	281,483
	COLOMBIA.....	607	15,403
	MEXICO.....	97,224	268,080
3004505005	OTHER MEDICAMENTS CONT VITAMINS ETC, NESOI KG	618	4,158
	DOMINICAN REPUBLIC.....	292	2,122
	MEXICO.....	324	2,036
3004505030	MULT VITAMINS COMB WITH MINERLS OR OTHER NUTRIENTS KG	2,484	17,902
	DOMINICAN REPUBLIC.....	2,484	17,902
3004901000	MEDICAMENTS CONT ANTIGENS OR HYALURONIC ACID,ETC KG	13	37,500
	GERMANY.....	13	37,500
3004909003	OTHER MEDICAMENTS,NESOI,FOR VETERINARY USE KG	50,314	3,084,759
	DOMINICAN REPUBLIC.....	21	3,157
	MEXICO.....	30	8,389
	NETHERLANDS.....	8,770	255,109
	UNITED KINGDOM OF GT BRITAIN.....	41,493	2,818,104
3004909010	OTHER ANTI-INFECTIVE MEDICAMENTS NESOI KG	7	8,211
	UNITED KINGDOM OF GT BRITAIN.....	7	8,211
3004909015	ANTINEOPLASTIC AND IMMUNOSUPPRESSIVE MEDICAMENTS KG	2,546	88,728,476
	GERMANY.....	2,357	88,723,649
	UNITED KINGDOM OF GT BRITAIN.....	189	4,827
3004909020	CARDIOVASCULAR MEDICAMENTS NESOI KG	54,966	8,780,620
	FRANCE.....	26,333	3,274,974
	GERMANY.....	28,633	5,505,646
3004909028	ANALGESICS, ANTIPYRETICS, NONHORMONL ANTI-INFL,NESO KG	283,030	25,933,700
	COSTA RICA.....	18,458	96,449
	PANAMA.....	93,929	1,674,162
	UNITED KINGDOM OF GT BRITAIN.....	170,643	24,163,089
3004909040	MEDICAMENTS PRIM AFFECT THE CENT NER SYSTEM NESOI KG	1,865	168,537
	FRANCE.....	1,865	168,537
3004909045	DERMATOLOGICAL AGENTS & LOCAL ANESTHETICS NESOI KG	188	5,160
	UNITED KINGDOM OF GT BRITAIN.....	188	5,160
3004909055	ANTACIDS KG	45,815	6,929,432
	CANADA.....	24,827	235,547
	GERMANY.....	20,988	6,693,885
3004909060	OTHER MEDICAMENTS PRIM AFFECT DIGEST SYS NESOI KG	10,956	8,465,892
	BELGIUM.....	10,470	8,060,250
	GERMANY.....	486	405,642
3004909075	COUGH AND COLD PREPARATIONS KG	17,245	36,019
	COLOMBIA.....	17,245	36,019
3004909090	MEDICAMENTS NOT ELSEWHERE SPECIFIED OR INCLUDED KG	312,313	89,459,413

TABLE 2 - IMPORTS INTO PUERTO RICO FROM FOREIGN COUNTRIES
BY COMMODITY AND COUNTRY OF ORIGIN-FISCAL YEAR 1999

COMM-CODE	COMMODITY, COUNTRY AND UNIT OF QUANTITY	QUANTITY	VALUE-\$
	CANADA.....	413	354,000
	FRANCE.....	281,078	42,113,480
	GERMANY.....	75	255,442
	MEXICO.....	6,849	44,934,783
	SWITZERLAND.....	12,797	196,793
	UNITED KINGDOM OF GT BRITAIN.....	11,103	1,604,935
3005101000	ADHES DRESSNGS COATED OR IMPREG WITH PHARMA SUBSTS KG	25	266
	CANADA.....	25	266
3005105000	ADHESIVE DRESSINGS ETC NOT COATED WITH PHARM PROD KG	9,267	26,185
	VENEZUELA.....	9,267	26,185
3005905080	OTHER WADDING, GAUZE AND SIMILAR ARTICLES, NESOI KG	33,231	239,361
	CHINA, PEOPLE'S REP. (MAINLAND).....	31,849	195,370
	DOMINICAN REPUBLIC.....	1,382	43,991
3006100000	STERILE SURGICAL CATGUT, SIMILAR STERILE MATER ETC KG	2,533	152,488
	UNITED KINGDOM OF GT BRITAIN.....	2,533	152,488
3006200000	BLOOD-GROUPING REAGENTS KG	3	2,152
	UNITED KINGDOM OF GT BRITAIN.....	3	2,152
3006305000	OTHER OPACIFYING PREPS FOR X-RAY EXAMINATIONS ETC KG	1,208	518,580
	NORWAY.....	1,208	518,580
3006400000	DENTAL CEMENTS AND OTHER DENTAL FILLINGS ETC KG	1,110	7,345
	ARGENTINA.....	1,110	7,345
3006600000	CHEMICAL CONTRACEPTIVE PREPS BASED ON HORMONES ETC KG	3,247	387,888
	NETHERLANDS.....	3,247	387,888
	FERTILIZERS..... TOTAL	18,962	2,968,045
3101000000	ANIMAL/VEG FERTILIZER, MIXED/NT/CHEMICALLY TREATED T	38	82,589
	GUATEMALA.....	22	37,090
	MEXICO.....	16	45,499
3102100000	UREA, WHETHER OR NOT IN AQUEOUS SOLUTION T	3,880	490,842
	BELGIUM.....	505	100,640
	TRINIDAD @ TOBAGO.....	3,375	390,202
3102210000	AMMONIUM SULFATE T	8,411	905,503
	BELGIUM.....	6,063	473,000
	FRANCE.....	1,186	306,279
	GERMANY.....	800	44,800
	JAMAICA.....	362	81,424
3102300000	AMMONIUM NITRATE, WHETHER/NOT IN AQUEOUS SOLUTION T	2,830	723,474
	CANADA.....	1,391	306,869
	COSTA RICA.....	1,439	416,605
3102700000	CALCIUM CYANAMIDE T	78	23,244
	JAMAICA.....	78	23,244
3103100020	SUPERPHOSPHATES, >=40% PHOSPHORUS PENTOXIDE T	100	15,984
	DOMINICAN REPUBLIC.....	100	15,984
3104200000	POTASSIUM CHLORIDE T	2,336	300,124
	GERMANY.....	2,318	296,704
	ISRAEL.....	18	3,420
3104300000	POTASSIUM SULFATE T	882	237,630
	GERMANY.....	882	237,630
3104900000	MINERAL OR CHEMICAL FERTILIZER, POTASSIC, NESOI T	318	101,748
	CHILE.....	20	7,780
	DOMINICAN REPUBLIC.....	220	64,328
	ISRAEL.....	78	29,640
3105400010	AMMONIUM DIHYDROGENORTHOPHOSPHATE (MAP) T	42	23,892
	MEXICO.....	42	23,892
3105400050	MIXTURE W/DIAMMONIUM HYDROGENORTHOPHOSPHATE, NESOI T	20	11,971
	MEXICO.....	20	11,971
3105900050	OTHER FERTILIZERS, NESOI T	27	51,044
	MEXICO.....	27	51,044
	TANNING OR DYEING EXTRACTS; TANNINS AND THEIR DERIVATIVES; DYES, PIGMENTS AND OTHER COLORING MATTER ; PAINTS AND VARNISHES; PUTTY AND OTHER MASTICS; INKS..... TOTAL		4,860,667
3203001000	ANNATO, ARCHIL, COCHINEAL, CUDBEAR, LITMUS, ETC KG	158,158	114,659
	DOMINICAN REPUBLIC.....	4,536	10,000
	PERU.....	153,622	104,659
3203008000	COLORING MATTER OF VEG OR ANIMAL ORIGIN, NESOI KG	310	33,400

TABLE 2 - IMPORTS INTO PUERTO RICO FROM FOREIGN COUNTRIES
BY COMMODITY AND COUNTRY OF ORIGIN-FISCAL YEAR 1999

COMM-CODE	COMMODITY, COUNTRY AND UNIT OF QUANTITY	QUANTITY	VALUE-\$
	CHILE.....	310	33,400
3204115000	DISPERSE DYES, NESOI..... KG	50	2,789
	UNITED KINGDOM OF GT BRITAIN.....	50	2,789
3204131000	BASIC DYES & PREPS BASED THEREON,BASIC BLACK 7,ETC..... KG	20,420	486,727
	CHINA (TAIWAN).....	1,508	28,826
	GERMANY.....	2,453	66,006
	MEXICO.....	3,216	62,283
	SWITZERLAND.....	13,245	329,612
3204142000	DIRECT DYES & PREPS, DIRECT BLACK 51,ETC..... KG	6,245	12,602
	GERMANY.....	6,245	12,602
3204193500	BETA-CAROTENE AND OTHER CAROTENOID COLORING MATTER..... KG	64	2,278
	JAPAN.....	64	2,278
3206110000	PIGMENTS, TITANIUM DIOXIDE 80% OR > BY WGT OF TIO2..... KG	57,532	90,521
	COSTA RICA.....	39,532	59,576
	REP. OF SOUTH AFRICA.....	18,000	30,945
3206190000	PIGMENTS & PREP BASED ON TITANIUM DIOXID, NESOI..... KG	149	7,691
	GERMANY.....	149	7,691
3206200010	CHROME YELLOW..... KG	28,500	30,080
	BELGIUM.....	6,000	13,400
	MEXICO.....	22,500	16,680
3206200050	PIGMENTS & PREPS BASED ON CHROMIUM COMPOUNDS,NESOI..... KG	9,471	44,230
	ECUADOR.....	9,471	44,230
3206410000	ULTRAMARINE AND PREPARATIONS BASED THEREON..... KG	51,992	69,488
	COSTA RICA.....	51,992	69,488
3206491000	CONCENTRATED DISPERSIONS OF PIGMTS IN PLASTIC MAT..... KG	2,323	13,557
	MALAYSIA.....	549	8,929
	MEXICO.....	1,774	4,628
3206492000	PREPARATIONS BASED ON IRON OXIDES..... KG	3,500	5,185
	BELGIUM.....	3,500	5,185
3206494000	PREPARATIONS BASED ON CARBON BLACK..... KG	800	3,904
	SPAIN.....	800	3,904
3206495000	OTHER COLORING MATTER AND OTHER PREPARATIONS,NESOI..... KG	317,234	1,309,363
	MEXICO.....	2,533	12,984
	SPAIN.....	296,025	1,263,149
	UNITED KINGDOM OF GT BRITAIN.....	18,676	33,230
3207100000	PREPARED PIGMENTS,OPACIFIERS,COLORS & SIMILAR PREP..... KG	150	2,805
	GERMANY.....	150	2,805
3207300000	LIQUID LUSTRES AND SIMILAR PREPARATIONS..... KG	104	2,346
	CANADA.....	104	2,346
3207401000	GLASS FRIT AND OTHER GLASS, GROUND OR PULVERIZED..... KG	11,125	189,522
	JAPAN.....	930	98,770
	NETHERLANDS.....	10,195	90,752
3208200000	PAINTS & VARNISHES,NONAQUEUS,ACRYLIC/VINYL POLYMER..... L	21,685	63,884
	BRAZIL.....	2,438	16,525
	CANADA.....	9,113	21,221
	COSTA RICA.....	8,277	10,573
	FRANCE.....	816	4,226
	UNITED KINGDOM OF GT BRITAIN.....	1,041	11,339
3208900000	PAINTS & VARNISHES,IN NONAQUEUS MEDIUM,NESOI..... L	76,512	292,461
	BRAZIL.....	21,192	52,236
	CANADA.....	25,970	155,688
	COSTA RICA.....	27,539	54,055
	SPAIN.....	1,811	30,482
3209100000	PAINTS & VARNISHES,AQUEUS, ACRYLIC OR VINYL POLYMR..... L	868,589	1,097,024
	CANADA.....	2,195	5,740
	COSTA RICA.....	852,984	1,065,814
	MEXICO.....	13,410	25,470
3209900000	PAINTS & VARNISHES,IN AN AQUEOUS MEDIUM, NESOI..... L	90,953	199,877
	CANADA.....	5,765	10,058
	COSTA RICA.....	79,888	152,776
	JAPAN.....	65	16,560
	MEXICO.....	3,596	4,868
	NETHERLAND ANTIL. EXC ARUBA.....	901	11,739
	SPAIN.....	738	3,876
3211000000	PREPARED DRIERS..... KG	10,680	35,952
	NETHERLANDS.....	10,680	35,952
3212900050	PIGMENTS,NONAQUEUS,OTH COLORING MAT,RETAIL,NESOI..... KG	49,068	73,222
	COSTA RICA.....	11,129	18,269
	DOMINICAN REPUBLIC.....	15,610	17,592
	FRANCE.....	1,052	10,660

TABLE 2 - IMPORTS INTO PUERTO RICO FROM FOREIGN COUNTRIES
BY COMMODITY AND COUNTRY OF ORIGIN-FISCAL YEAR 1999

COMM-CODE	COMMODITY, COUNTRY AND UNIT OF QUANTITY	QUANTITY	VALUE-\$
	MEXICO.....	1,454	4,497
	SPAIN.....	19,823	22,204
3213100000	ARTISTS' STUDENTS' COLORS ETC, COLORS IN SETS X		25,269
	CHINA (TAIWAN).....		5,520
	ISRAEL.....		19,749
3213900000	ARTISTS' STUDENTS' COLORS ETC, NESOI PCS	7,344	2,087
	MEXICO.....	7,344	2,087
3214100010	CAULKING COMPOUNDS KG	143,940	415,566
	CANADA.....	2,376	10,692
	MEXICO.....	141,564	404,874
3214100020	MASTICS OTHER THAN CAULKING COMPOUNDS KG	22,211	25,285
	CANADA.....	1,204	5,103
	MEXICO.....	2,837	10,595
	SPAIN.....	980	2,528
	TRINIDAD & TOBAGO.....	17,190	7,071
3214100090	PAINTERS' FILLINGS KG	28,887	26,964
	MEXICO.....	28,887	26,964
3214905000	GLAZERS' PUTTY, ETC, NESOI KG	28,706	81,209
	CANADA.....	7,506	68,844
	SPAIN.....	21,200	12,365
3215110060	PRINTING INK, BLACK, NESOI KG	6,754	84,460
	ITALY.....	586	25,208
	JAPAN.....	178	2,688
	UNITED KINGDOM OF GT BRITAIN.....	5,990	66,564
3215190060	PRINTING INK, OTHER THAN BLACK, NESOI KG	21	6,250
	SWITZERLAND.....	21	6,250
	ESSENTIAL OILS AND RESINOIDS; PERFUMERY, COSMETIC OR TOILET PREPARATIONS..... TOTAL		30,221,094
3301120000	ESSENTIAL CITRUS FRUIT OILS OF ORANGE KG	15,505	71,020
	BRAZIL.....	13,760	4,571
	ITALY.....	1,745	66,449
3301130000	ESSENTIAL CITRUS FRUIT OILS OF LEMON KG	155,447	1,935,913
	ARGENTINA.....	40,868	676,335
	CHINA, PEOPLE'S REP. (MAINLAND).....	50,816	129,071
	FRANCE.....	13,971	258,720
	IRELAND.....	1,050	29,136
	ITALY.....	8,168	152,457
	UNITED KINGDOM OF GT BRITAIN.....	33,473	584,952
	VENEZUELA.....	7,301	105,242
3301140000	ESSENTIAL CITRUS FRUIT OILS OF LIME KG	18,482	463,750
	MEXICO.....	2,133	180,950
	UNITED KINGDOM OF GT BRITAIN.....	16,329	282,800
3301191000	ESSENTIAL CITRUS FRUIT OILS OF GRAPEFRUIT KG	180	5,162
	IRELAND.....	180	5,162
3301195000	ESSENTIAL OILS OF CITRUS FRUIT, NESOI KG	45	13,265
	SWITZERLAND.....	45	13,265
3301250010	ESSENTIAL OILS OF CORNMINT KG	248	7,033
	ITALY.....	248	7,033
3301250020	ESSENTIAL OILS OF SPEARMINT KG	8,958	415,776
	ITALY.....	8,958	415,776
3301250050	ESSENTIAL OILS OF MINTS, NESOI KG	22,704	805,765
	ITALY.....	22,704	805,765
3301295007	ESSENTIAL OILS OF CASSIA KG	12,420	330,960
	JAPAN.....	12,420	330,960
3301295050	ESSENTIAL OILS EXC THOSE OF CITRUS FRUIT, NESOI KG	8,292	150,191
	IRELAND.....	8,292	150,191
3301905000	CONCRETES & ABSOL; CONCENTRAT, ETC OF ESSEN OIL, NESOI KG	323	14,566
	ARGENTINA.....	323	14,566
3302101000	MIXTURE ODORIFEROUS SUBSTANCE NT CONTAIN ALCOHOL KG	63,571	3,877,103
	FRANCE.....	19,140	2,856,330
	INDONESIA.....	399	3,870
	IRELAND.....	4,132	283,104
	ITALY.....	12,826	260,986
	JAPAN.....	89	11,962
	MEXICO.....	8,240	118,149
	SINGAPORE.....	308	2,735
	UNITED KINGDOM OF GT BRITAIN.....	18,437	339,967

TABLE 2 - IMPORTS INTO PUERTO RICO FROM FOREIGN COUNTRIES
BY COMMODITY AND COUNTRY OF ORIGIN-FISCAL YEAR 1999

COMM-CODE	COMMODITY, COUNTRY AND UNIT OF QUANTITY	QUANTITY	VALUE-\$
3302102000	MIXTURES CONTAINING NT OVER 20% ALCOHOL BY WEIGHT	KG	992
	JAPAN.....	50	6,107
	MEXICO.....	942	28,000
3302104000	MIXTURES CONTAINING OVER 20%<50% ALCOHOL BY WEIGHT	KG	85
	ITALY.....	85	2,023
3302109000	MIXTURES CONTAIN OVER 20% ALCOHOL BY WEIGHT, NESOI	KG	733
	FRANCE.....	483	14,981
	ITALY.....	250	10,000
3302901010	PERFUME OIL BLENDS CONTAIN NO ALCOHOL<=10% BY WT	KG	2,515
	INDONESIA.....	1,395	33,082
	MEXICO.....	1,120	8,225
3302901050	MIXTURES CONTAIN NO ALCOHOL<=10% BY WT, NESOI	KG	72,371
	MEXICO.....	72,371	24,857
3303001000	FLORAL OR FLOWER WATERS NOT CONTAINING ALCOHOL	L	329
	ARGENTINA.....	279	49,324
	FRANCE.....	45	2,704
	SPAIN.....	2	22,392
	UNITED KINGDOM OF GT BRITAIN.....	3	14,446
3303002000	PERFUMES & TOILET WATERS NT CONTAIN ALCOHOL, NESOI	KG	7,343
	BRAZIL.....	70	9,782
	FRANCE.....	2,454	88,135
	ITALY.....	728	2,149
	SPAIN.....	759	47,782
	VENEZUELA.....	3,334	20,394
3303003000	PERFUMES AND TOILET WATERS CONTAINING ALCOHOL	KG	504,856
	BELGIUM.....	4,590	5,672
	CANADA.....	4,099	12,138
	ECUADOR.....	6,273	13,640,247
	FRANCE.....	289,484	5,280
	GERMANY.....	169	162,352
	GUATEMALA.....	989	28,254
	ITALY.....	5,492	10,639,059
	REPUBLIC OF KOREA.....	1,100	7,560
	SPAIN.....	153,982	3,517
	SWITZERLAND.....	5,246	224,407
	UNITED KINGDOM OF GT BRITAIN.....	31,823	17,395
	VENEZUELA.....	1,629	153,982
3304100000	LIP MAKE-UP PREPARATIONS	X	141,478
	BELGIUM.....		40,002
	FRANCE.....		62,515
	ITALY.....		9,075
	REPUBLIC OF KOREA.....		29,886
3304200000	EYE MAKE-UP PREPARATIONS	X	65,228
	BELGIUM.....		2,351
	CANADA.....		2,169
	FRANCE.....		35,801
	JAPAN.....		2,153
	REPUBLIC OF KOREA.....		10,292
	UNITED KINGDOM OF GT BRITAIN.....		12,460
3304300000	MANICURE OR PEDICURE PREPARATIONS	X	48,188
	CHINA (TAIWAN).....		12,898
	FRANCE.....		19,920
	GERMANY.....		3,464
	ITALY.....		9,251
	SPAIN.....		2,655
3304910010	ROUGES	X	217,680
	FRANCE.....		3,189
	SPAIN.....		214,491
3304910050	MAKE-UP POWDER, WHETHER/NT COMPRESSED, NESOI	X	307,702
	CANADA.....		3,655
	FRANCE.....		28,317
	GUATEMALA.....		29,228
	ITALY.....		5,681
	MEXICO.....		64,802
	REPUBLIC OF KOREA.....		50,781
	SPAIN.....		125,238
3304991000	PETROLEUM JELLY PUT UP FOR RETAIL SALE	X	5,326
	REPUBLIC OF KOREA.....		5,326
3304995000	BEAUTY & SKIN CARE PREPARATION, NESOI	X	2,461,050
	ARGENTINA.....		37,172

TABLE 2 - IMPORTS INTO PUERTO RICO FROM FOREIGN COUNTRIES
BY COMMODITY AND COUNTRY OF ORIGIN-FISCAL YEAR 1999

COMM-CODE	COMMODITY, COUNTRY AND UNIT OF QUANTITY	QUANTITY	VALUE-\$
	BELGIUM.....		60,573
	DOMINICAN REPUBLIC.....		3,446
	FRANCE.....		720,824
	HONG KONG.....		9,356
	IRELAND.....		5,749
	ITALY.....		96,585
	MEXICO.....		30,295
	REPUBLIC OF KOREA.....		48,738
	SPAIN.....		912,543
	SWITZERLAND.....		205,549
	UNITED KINGDOM OF GT BRITAIN.....		330,420
3305100000	SHAMPOOS..... X		302,866
	CHINA, PEOPLE'S REP. (MAINLAND).....		13,066
	COLOMBIA.....		28,676
	DOMINICAN REPUBLIC.....		32,744
	FRANCE.....		5,366
	GUATEMALA.....		27,181
	HONG KONG.....		7,211
	ITALY.....		10,239
	MEXICO.....		10,110
	SPAIN.....		62,409
	UNITED KINGDOM OF GT BRITAIN.....		5,751
	VENEZUELA.....		100,133
3305200000	PREPARATIONS FOR PERMANENT WAVING OR STRAIGHTENING..... X		17,036
	BRAZIL.....		9,364
	DOMINICAN REPUBLIC.....		7,672
3305300000	HAIR LACQUERS..... KG	2,326	14,670
	ITALY.....	540	5,248
	SPAIN.....	1,788	9,422
3305900000	PREPARATIONS FOR USE ON THE HAIR, NESOI..... KG	584,607	2,255,733
	ARGENTINA.....	6,889	49,971
	BRAZIL.....	1,022	2,512
	CHINA, PEOPLE'S REP. (MAINLAND).....	1,681	2,652
	COLOMBIA.....	42,780	171,765
	DOMINICAN REPUBLIC.....	40,927	206,285
	FRANCE.....	5,198	33,031
	GERMANY.....	457	3,510
	GUATEMALA.....	22,865	24,203
	HONG KONG.....	2,704	5,850
	ITALY.....	29,190	295,464
	JAPAN.....	2,552	73,174
	MEXICO.....	325,299	1,045,674
	SPAIN.....	39,610	177,047
	VENEZUELA.....	63,435	164,615
3306100000	DENTIFRICES..... X		55,181
	CANADA.....		16,065
	REPUBLIC OF KOREA.....		39,116
3306200000	YARN TO CLEAN BETWEEN THE TEETH (DENTAL FLOSS)..... KG	9,424	430,831
	GERMANY.....	6,847	379,132
	IRELAND.....	2,777	51,699
3306900000	PREPARATIONS FOR ORAL/DENTAL HYGIENE, NESOI..... KG	36,142	119,462
	CHINA, PEOPLE'S REP. (MAINLAND).....	3,077	7,559
	INDIA.....	12,237	19,614
	IRELAND.....	2,220	54,850
	REPUBLIC OF KOREA.....	17,779	34,747
	SPAIN.....	829	2,692
3307102000	PRE-SHAVE & SHAVING PREPARATIONS CONTAIN ALCOHOL..... KG	7,578	177,425
	FRANCE.....	3,249	114,609
	UNITED KINGDOM OF GT BRITAIN.....	4,329	62,816
3307200000	PERSONAL DEODORANTS AND ANTIPERSPIRANTS..... X		431,412
	DOMINICAN REPUBLIC.....		31,752
	FRANCE.....		12,839
	GERMANY.....		2,383
	GUATEMALA.....		163,116
	MEXICO.....		150,159
	PANAMA.....		28,146
	SPAIN.....		23,634
	UNITED KINGDOM OF GT BRITAIN.....		10,743
	VENEZUELA.....		8,640
3307301000	BATH SALTS, WHETHER OR NOT PERFUMED..... KG	1,351	5,371

TABLE 2 - IMPORTS INTO PUERTO RICO FROM FOREIGN COUNTRIES
BY COMMODITY AND COUNTRY OF ORIGIN-FISCAL YEAR 1999

COMM-CODE	COMMODITY, COUNTRY AND UNIT OF QUANTITY	QUANTITY	VALUE-\$
	CHINA (TAIWAN).....	790	2,856
	ECUADOR.....	561	2,515
3307305000	PERFUMED BATH SALT & OTHER BATH PREPARATION, NESOI KG	27,043	106,681
	CHINA, PEOPLE'S REP. (MAINLAND).....	803	2,332
	FRANCE.....	192	7,554
	IRELAND.....	321	3,368
	SPAIN.....	20,099	72,294
	SWITZERLAND.....	289	2,757
	UNITED KINGDOM OF GT BRITAIN.....	5,339	18,376
3307410000	ODORIFEROUS PREPARATIONS WHICH OPERATE BY BURNING X		4,697
	INDIA.....		2,393
	INDONESIA.....		2,304
3307490000	PREPARATIONS FOR PERFUMING/DEODORIZING ROOMS KG	62,035	146,040
	COSTA RICA.....	52,876	108,389
	MEXICO.....	8,152	35,347
	SPAIN.....	7	2,304
3307900000	PERFUMERY, COSMETIC OR TOILET PREPARATIONS, NESOI X		7,638
	SPAIN.....		7,638
	SOAP, ORGANIC SURFACE-ACTIVE AGENTS, WASHING PREPARATIONS, LUBRICATING PREPARATIONS, ARTIFICIAL WAXES, PREPARED WAXES, POLISHING OR SCOURING PREPARATIONS, CANDLES AND SIMILAR ARTICLES, MODELING PASTES, DENTAL WAXES AND DENTAL PREPARATIONS WITH A BASIS OF PLASTER.....	TOTAL	12,052,072
3401111000	CASTILE SOAP KG	53,815	79,717
	SPAIN.....	53,815	79,717
3401115000	SOAP & OTH ORGANIC SURF ACT PROD, TOILET USE, BARS KG	1,424,424	2,696,371
	CANADA.....	117,885	143,996
	CHINA, PEOPLE'S REP. (MAINLAND).....	5,408	9,046
	COLOMBIA.....	390	3,164
	DOMINICA.....	439,878	998,495
	DOMINICAN REPUBLIC.....	8,691	14,166
	FRANCE.....	670	12,359
	GUATEMALA.....	9,045	12,960
	MEXICO.....	305,404	345,885
	NETHERLAND ANTIL. EXC ARUBA.....	5,097	6,786
	REPUBLIC OF KOREA.....	118,209	166,667
	SPAIN.....	43,399	240,059
	THAILAND.....	2,282	4,012
	TRINIDAD & TOBAGO.....	303,718	552,761
	UNITED KINGDOM OF GT BRITAIN.....	1,843	15,915
	VENEZUELA.....	62,505	170,100
3401190000	SOAP & OTH ORGN SURF ACT PROD NOT TOILET USE, BARS KG	275,239	244,219
	COSTA RICA.....	21,800	12,456
	EL SALVADOR.....	18,212	26,220
	MEXICO.....	235,427	205,543
3401200000	SOAP IN OTHER FORMS KG	320,858	420,585
	CANADA.....	32,748	38,505
	COLOMBIA.....	44,315	30,765
	COSTA RICA.....	21,600	12,456
	GUATEMALA.....	4,815	6,410
	IRELAND.....	360	3,650
	JAMAICA.....	14,159	27,705
	MEXICO.....	46,118	33,600
	SPAIN.....	1,297	4,554
	THAILAND.....	9,118	12,491
	TRINIDAD & TOBAGO.....	146,328	250,449
3402112000	LINEAR-ALKYLBENZENE SULFONATES KG	14,124	13,023
	UNITED KINGDOM OF GT BRITAIN.....	14,124	13,023
3402115010	SALTS OF SULFATED ALCOHOLS KG	29,415	46,618
	ISRAEL.....	2,582	4,125
	MEXICO.....	26,833	42,493
3402115050	ANIONIC SURF ACT AGENTS, OTHER THAN AROMATIC, NESOI KG	24,251	167,513
	FRANCE.....	14,497	36,278
	GERMANY.....	1,040	2,921
	MEXICO.....	3,735	5,234

TABLE 2 - IMPORTS INTO PUERTO RICO FROM FOREIGN COUNTRIES
BY COMMODITY AND COUNTRY OF ORIGIN-FISCAL YEAR 1999

COMM-CODE	COMMODITY, COUNTRY AND UNIT OF QUANTITY	QUANTITY	VALUE-\$
3402131000	UNITED KINGDOM OF GT BRITAIN.....	4,979	123,080
	NONIONIC AROMATIC OR MODIFIED AROMATIC SURFACANTS KG	303,575	362,137
	BRAZIL.....	113,100	112,991
	MEXICO.....	155,600	162,670
	NETHERLANDS.....	33,264	30,599
	UNITED KINGDOM OF GT BRITAIN.....	1,611	55,877
3402132020	ESTERS AND ETHER-ESTERS OF POLYHYDRIC ALCOHOLS KG	658	53,665
	ITALY.....	658	53,665
3402201000	PREP FOR RETAIL SALE,CONT AROMATIC SURF ACT AGENT KG	4,215,976	3,376,534
	MEXICO.....	804,350	455,949
	NORWAY.....	64,814	61,831
	VENEZUELA.....	3,346,812	2,858,754
3402901000	SYNTHETIC DETERGENTS KG	2,334	2,802
	MEXICO.....	2,334	2,802
3402903000	SURFACE-ACTIVE PREP, AROMATIC OR MODIFIED AROMATIC KG	21,964	11,861
	MEXICO.....	21,964	11,861
3402905010	WASHING PREPARATIONS KG	277,381	219,508
	DOMINICAN REPUBLIC.....	1,482	2,656
	MEXICO.....	272,799	206,318
	SPAIN.....	3,100	10,534
3402905030	CLEANING PREPARATIONS KG	2,066,752	1,239,592
	FRANCE.....	535	4,561
	MEXICO.....	1,743,732	948,881
	NETHERLAND ANTIL. EXC ARUBA.....	33,172	43,724
	SPAIN.....	62,283	112,233
	VENEZUELA.....	247,030	130,193
3402905050	SURFACE-ACT PREP, NOT AROMATIC,NOT MODIFIED AROM KG	2,240,563	1,921,993
	JAMAICA.....	18,291	24,501
	NETHERLAND ANTIL. EXC ARUBA.....	75,542	111,512
	VENEZUELA.....	2,146,730	1,785,980
3403195000	LUBRICATING PREPS OTHER,CONT <50% BY WGT PETROLEUM KG	1,554	8,219
	CANADA.....	1,554	8,219
3403990000	LUBRICATING PREPS,NOT CONT PETROLEUM OILS,NESOI KG	3,695	11,248
	SPAIN.....	3,695	11,248
3404100000	ARTIFICIAL WAXES & PREP WAXES,OF CHEM MOD LIGNITE KG	82	2,098
	FRANCE.....	82	2,098
3405100000	POLISHES,CREAMS,PREPARATIONS FOR FOOTWEAR ORLEATHR X		61,710
	CHILE.....		36,472
	GUATEMALA.....		25,238
3405200000	POLISHES,CREAMS AND SIMILAR PREPS FOR WOOD X		12,490
	SPAIN.....		12,490
3405300000	POLISHES AND PREPS FOR COACHWORK,EXCEPT METAL POL X		3,161
	SPAIN.....		3,161
3405400000	SCOURING PASTES AND POWDERS AND OTHER SCOURING PRP KG	815	2,088
	CHINA,PEOPLE'S REP.(MAINLAND).....	815	2,088
3405900000	POLISHES AND CREAMS ETC, NESOI X		14,153
	SPAIN.....		14,153
3406000000	CANDLES, TAPERS AND THE LIKE KG	724,966	1,052,391
	CHINA,PEOPLE'S REP.(MAINLAND).....	184,765	220,681
	COLOMBIA.....	8,161	35,308
	DOMINICAN REPUBLIC.....	679	2,622
	FRANCE.....	409	8,570
	HONG KONG.....	14,395	79,896
	JAMAICA.....	138,941	196,250
	SPAIN.....	1,520	3,546
	VENEZUELA.....	376,096	505,520
3407002000	MODELING PASTES, PUT UP FOR CHILDREN'S AMUSEMENT KG	8,598	28,376
	MALAYSIA.....	1,780	3,520
	MEXICO.....	6,818	24,856
	ALBUMINOIDAL SUBSTANCES;MODIFIED STARCHES; GLUES; ENZYMES..... TOTAL	1,138,119	2,388,150
3501902000	CASEIN GLUES KG	4,084	10,366
	DOMINICAN REPUBLIC.....	4,084	10,366
3501906000	CASEINATES AND OTHER CASEIN DERIVATIVES, NESOI KG	2,328	9,135
	CANADA.....	2,328	9,135
3503005510	EDIBLE GELATIN KG	200	2,166
	GERMANY.....	200	2,166
3504005000	PEPTONES, PROTEIN SUBSTANCES, & HIDE POWDER, NESOI KG	400	2,102

TABLE 2 - IMPORTS INTO PUERTO RICO FROM FOREIGN COUNTRIES
BY COMMODITY AND COUNTRY OF ORIGIN-FISCAL YEAR 1999

COMM-CODE	COMMODITY, COUNTRY AND UNIT OF QUANTITY	QUANTITY	VALUE-\$
	GERMANY.....	400	2,102
3505100015	DEXTRINS, DERIVED FROM POTATO STARCH KG	958,653	871,778
	FRANCE.....	341,850	295,839
	NETHERLANDS.....	614,803	576,139
3505100092	MODIFIED STARCHES, NESOI KG	16,950	94,147
	FRANCE.....	16,500	76,015
	ITALY.....	200	2,657
	MEXICO.....	250	15,475
3505200000	GLUES BASED ON STARCHES KG	21,051	14,920
	BRAZIL.....	20,000	10,300
	CHINA (TAIWAN).....	694	2,147
	EL SALVADOR.....	357	2,473
3506105000	GLUES, FOR RETAIL SALE, NET WT <=1 KG, NESOI KG	55,927	164,076
	CHINA (TAIWAN).....	2,681	16,069
	COSTA RICA.....	3,351	8,381
	GERMANY.....	2,912	28,501
	ITALY.....	883	10,588
	MALAYSIA.....	316	2,810
	MEXICO.....	45,784	97,747
3506910000	ADHESIVES BASED ON RUBBER, FOR SALE, NET WT <=1 KG KG	577	5,276
	CANADA.....	127	2,112
	MEXICO.....	450	3,164
3506990000	ADHESIVES, FOR RETAIL SALE, NET WT <=1 KG NESOI KG	61,328	265,138
	DOMINICAN REPUBLIC.....	16,005	54,652
	GERMANY.....	26,242	179,491
	ITALY.....	9,267	8,415
	SPAIN.....	9,814	22,580
3507907000	ENZYMES AND PREPARED ENZYMES, NESOI KG	18,621	949,046
	CHINA (TAIWAN).....	11,000	12,335
	JAPAN.....	7,621	936,711
	EXPLOSIVES; PYROTECHNIC PRODUCTS; MATCHES; PYROPHORIC ALLOYS; CERTAIN COMBUSTIBLE PREPARATIONS..... TOTAL		1,938,475
3602000060	PREPARED EXPLOSIVES, EXC PROPELLANT POWDERS, NESOI KG	64,506	86,554
	CANADA.....	64,506	86,554
3605000030	MATCHES WITH NATURAL WOOD STEMS GCN	627,178	1,774,973
	CZECH REPUBLIC.....	906	49,480
	HUNGARY.....	3,774	25,260
	INDONESIA.....	25,298	71,773
	NETHERLANDS.....	33,521	52,964
	SPAIN.....	14,871	106,449
	SWEDEN.....	548,808	1,469,047
3605000060	PYROTECHNIC ARTICLES, EXC INCLUDE HDG 3604, NESOI GCN	63,111	76,948
	CROATIA.....	11,472	17,824
	NETHERLANDS.....	51,639	59,124
	PHOTOGRAPHIC OR CINEMATOGRAPHIC GOODS..... TOTAL		1,080,827
3701100030	XRAY FILM FOR MEDICAL, OTHER THAN DENTAL IN FLAT M2	21,601	88,579
	MEXICO.....	21,601	88,579
3701200060	INSTANT PRINT FILM, IN THE FLAT, NESOI NO	16,150	141,645
	MEXICO.....	16,150	141,645
3701300000	OTH PLATES & FILM, WITH ANY SIDE EXCEEDING 255 MM M2	18,309	129,262
	ITALY.....	44	9,278
	MEXICO.....	18,265	119,984
3701996030	GRAPHIC ART FILM EXCEPT FOR COLOR PHOTOGRAPHY M2	2,581	17,686
	MEXICO.....	2,581	17,686
3702100060	X-RAY FILM IN ROLLS, EXCEPT FOR MEDICAL & DENTAL M2	361	9,053
	BELGIUM.....	361	9,053
3702390000	OTH FILM W/O SPROCKET HOLES, NT OV 105MM, IN ROLLS M2	883	19,672
	GERMANY.....	883	19,672
3702430000	OTH FILM, W/O SPROCKET HLS, OV 610MM & NOT OV 200 M M2	3,044	19,021
	MEXICO.....	3,044	19,021
3702440030	GRAPHIC ARTS FILM OV 105MM, NOT OV 610MM M2	32,568	212,870
	MEXICO.....	32,568	212,870
3702540030	35MM FLM, OV 16MM, NT OV 35MM & NT OV 30M, EXC SLIDES NO	25,940	138,428
	CHINA, PEOPLE'S REP. (MAINLAND).....	11,000	6,900

TABLE 2 - IMPORTS INTO PUERTO RICO FROM FOREIGN COUNTRIES
BY COMMODITY AND COUNTRY OF ORIGIN-FISCAL YEAR 1999

COMM-CODE	COMMODITY, COUNTRY AND UNIT OF QUANTITY	QUANTITY	VALUE-\$
	MEXICO.....	14,940	131,528
3702540060	FLM CLR,OV 16MM,NT OV 35MM & NT OV 30M,EXC SLIDES NO	9,040	78,006
	MEXICO.....	9,040	78,006
3703203060	SLVR HALIDE PAPER, LINE REPRODUCTION,ROLLS < 610MM M2	3,600	4,648
	NETHERLANDS.....	3,600	4,648
3703903060	SILVER HALIDE PAPER FOR PICTORIAL USE, NESOI M2	7,507	14,079
	MEXICO.....	7,507	14,079
3703906000	PHOTO PAPER,PAPERBOARD&TEXT SENSITIZE, UNEXP,NESOI M2	7,581	3,203
	MEXICO.....	7,581	3,203
3706106030	POSITIVE RELEASE PRINTS FOR FEATURE FILM , >=35 MM M	78,620	12,897
	ARGENTINA.....	78,620	12,897
3706106090	MOTION-PICTURE FLM, EXPOS & DEVL, >=35MM, NESOI M	135	4,990
	DOMINICAN REPUBLIC.....	135	4,990
3707903290	CHEM PREPARATIONS FOR PHOTOGRAPHIC USES, NESOI KG	7,432	186,790
	CHINA,PEOPLE'S REP.(MAINLAND).....	156	9,840
	ITALY.....	192	23,428
	JAPAN.....	4,873	132,728
	MALAYSIA.....	49	2,556
	UNITED KINGDOM OF GT BRITAIN.....	2,162	18,240
	MISCELLANEOUS CHEMICAL PRODUCTS..... TOTAL		10,211,963
3802100000	ACTIVATED CARBON KG	17,910	62,022
	NETHERLANDS.....	17,910	62,022
3802905000	ANIMAL BLACK, INCLUDING SPENT ANIMAL BLACK, NESOI KG	810	4,725
	FRANCE.....	810	4,725
3806100050	ROSIN, EXCEPT GUM, NESOI KG	11,276	58,570
	DOMINICAN REPUBLIC.....	11,276	58,570
3806200000	SALTS OF ROSIN OR OF RESIN ACIDS KG	1,134	2,155
	DOMINICAN REPUBLIC.....	1,134	2,155
3806300000	ESTER GUMS KG	109,535	155,975
	FINLAND.....	54,875	89,637
	MEXICO.....	54,660	86,338
3806900000	RUN GUMS, NESOI KG	105,828	118,060
	COSTA RICA.....	105,828	118,060
3808103000	INSECTICIDES CONTAINING AN INORGANIC SUBSTANCE KG	122,878	323,546
	INDONESIA.....	26,086	59,768
	ITALY.....	96,792	263,778
3808105000	INSECTICIDES, NESOI KG	169,927	442,713
	HONG KONG.....	57,448	182,342
	INDONESIA.....	63,194	108,941
	ITALY.....	16,700	75,467
	MALAYSIA.....	32,585	75,963
3808301500	HERBICIDES CONT AROMATIC/MOD AROMATIC ETC, NESOI KG	188	6,863
	CHINA,PEOPLE'S REP.(MAINLAND).....	147	4,274
	GERMANY.....	41	2,589
3808909500	RODENTICIDES, NESOI KG	63	7,722
	ISRAEL.....	63	7,722
3809910000	FINISHING AGENTS, NESOI,CONT >=5% WGT, >= 1 AROMT KG	2,632,318	1,595,237
	CANADA.....	3,837	20,254
	MEXICO.....	2,628,481	1,574,983
3810100000	PICKLING PREP FOR METAL SURFACES, SOLDERING, ETC KG	13,457	31,235
	NORWAY.....	2,561	2,824
	SWEDEN.....	10,796	20,468
	UNITED KINGDOM OF GT BRITAIN.....	100	8,143
3811190000	ANTIKNOCK PREPARATIONS, NESOI KG	25,060	14,730
	ITALY.....	25,060	14,730
3811210000	ADDITIVES LUB OIL CONT PETRO OIL/OIL FR BITUMINOUS KG	63,631	105,528
	UNITED KINGDOM OF GT BRITAIN.....	63,631	105,528
3811290000	ADD FOR LUB OILS, EX THOSE CON PETROL OIL ETC KG	392,547	609,492
	BELGIUM.....	272,284	418,107
	UNITED KINGDOM OF GT BRITAIN.....	120,263	191,385
3811900000	ADDITIVES FOR LUBRICATING OILS, NESOI KG	301,086	233,720
	CANADA.....	37,976	55,875
	ITALY.....	263,110	177,845
3814002000	ORG COMP SOLVENT ETC,>25% BY WGT OF >=1 AROMOD SB KG	7,383	8,275
	NORWAY.....	7,383	8,275
3815110000	SUPPORT CATALYSTS, NICKEL/NICKEL COMPND ACT. SUBST KG	14,700	388,080
	UNITED KINGDOM OF GT BRITAIN.....	14,700	388,080
3815190000	SUPPORT CATALYSTS, NESOI KG	9,000	222,571

TABLE 2 - IMPORTS INTO PUERTO RICO FROM FOREIGN COUNTRIES
BY COMMODITY AND COUNTRY OF ORIGIN-FISCAL YEAR 1999

COMM-CODE	COMMODITY, COUNTRY AND UNIT OF QUANTITY	QUANTITY	VALUE-\$
	GERMANY.....	9,000	222,571
3818000050	REFRACTORY CEMENTS, MORTARS, EXC OF 3801, NESOI KG	13,738	17,528
	BAHAMAS.....	13,717	9,840
	VENEZUELA.....	18	7,688
3818000080	OTHER CHEM ELEM DOPED, ELECTRON, DISCS WAFERS ETC. KG	115	171,837
	SINGAPORE.....	115	171,837
3819000010	HYDRAULIC BRAKE FLUIDS KG	27,843	49,611
	MEXICO.....	12,105	13,824
	SPAIN.....	1,735	5,284
	UNITED KINGDOM OF GT BRITAIN.....	14,003	30,503
3820000000	ANTIFREEZING PREP & PREPARED DEICING FLUIDS KG	55,415	54,078
	FRANCE.....	2,711	3,138
	TRINIDAD & TOBAGO.....	62,704	51,840
3822001010	COMPOSITE DIAGNOSTIC ETC, CONT ANTIGENS/ANTISERA KG	56	139,821
	AUSTRALIAN ISLANDS.....	56	139,821
3822001090	COMP DIAGNO/LAB REAG CONT ANTIGENS/ANTISERA NESOI KG	2,015	171,785
	FRANCE.....	1,075	37,662
	GERMANY.....	163	67,949
	IRELAND.....	777	66,174
3822005090	COMPOSITE DIAGNOSTIC/LABORATORY REAGENTS ETC,NESOI KG	9,976	2,386,237
	GERMANY.....	7,475	2,305,170
	IRELAND.....	305	39,000
	JAPAN.....	2,025	20,289
	SWEDEN.....	140	8,898
	SWITZERLAND.....	31	12,880
3823704000	INDUSTRL FATTY ALCOHOLS ANML/VEG FATTY SUBTC NESOI KG	7,375	52,999
	DENMARK.....	7,375	52,999
3823706000	INDUSTRIAL FATTY ALCOHOLS NESOI KG	1,000	2,684
	UNITED KINGDOM OF GT BRITAIN.....	1,000	2,684
3824402000	PREPRD ADDITIVE FOR CEMENT ETC, OF INORGANIC SUBST KG	36,533	62,574
	GERMANY.....	36,533	62,574
3824500050	NONREFACTORY MORTARS AND CONCRETES EXCEPT WET T	392	144,468
	CANADA.....	336	127,831
	MEXICO.....	56	16,637
3824902800	MIXTURES W/>=5% BY WGT, >=1 AROM SUBST, NESOI KG	200	4,514
	JAPAN.....	200	4,514
3824903200	MIXTURES, HYDROSULFITE/SULFOXYLATE COMPNDS OR BOTH KG	270	6,424
	THAILAND.....	270	6,424
3824903900	MIXTURES OF TWO OR MORE INORGANIC COMPOUNDS KG	136,580	72,748
	FRANCE.....	136,580	72,748
3824904090	FATTY SUBST OF ANIMAL/VEGETABLE ORIGIN MIXT, NESOI KG	33,507	1,715,766
	ITALY.....	33,507	1,715,766
3824907000	MIXTURES OF DIBROMONEOPENTYL GLYCOL; POLYDIBROMOPHE KG	1,345	687,219
	BRAZIL.....	500	134,178
	CHINA (TAIWAN).....	830	535,824
	CHINA, PEOPLE'S REP. (MAINLAND).....	15	17,217
3824909050	CHEM PRODUCTS & PREP OF CHEM/ALLIED INDUSTRY, NESOI KG	30,214	79,551
	GERMANY.....	15,962	38,327
	MALAYSIA.....	759	7,123
	MEXICO.....	1,558	10,154
	NETHERLANDS.....	85	9,820
	NORWAY.....	11,850	14,127
	PLASTICS AND ARTICLES THEREOF; RUBBER AND ARTICLES THEREOF..... TOTAL		155,558,204
	PLASTICS AND ARTICLES THEREOF..... TOTAL		108,895,297
3901100010	LINEAR LOW DENSITY POLYETHYLENE, SPEC GRAV < 0.94 KG	9,121,310	7,046,701
	CANADA.....	661	1,500
	INDIA.....	20,000	17,600
	MEXICO.....	3,779,649	3,363,716
	REPUBLIC OF KOREA.....	5,300,000	3,645,897
	VENEZUELA.....	21,000	18,188
3901100020	LOW DENSITY POLYETHYLENE, EXCEPT LINEAR, SP GR < 0.94 KG	1,091,194	1,629,698
	GERMANY.....	1,091,194	1,629,698
3901200000	POLYETHYLENE HAVING A SPEC GRAVITY OF 0.94 OR MORE KG	18,184	17,704
	GERMANY.....	18,000	16,192
	MEXICO.....	184	1,512

TABLE 2 - IMPORTS INTO PUERTO RICO FROM FOREIGN COUNTRIES
BY COMMODITY AND COUNTRY OF ORIGIN-FISCAL YEAR 1999

COMM-CODE	COMMODITY, COUNTRY AND UNIT OF QUANTITY	QUANTITY	VALUE-\$
3902100000	POLYPROPYLENE KG	226,912	342,948
	BELGIUM.....	9,900	10,955
	COLOMBIA.....	38,834	29,878
	COSTA RICA.....	6,147	5,898
	GERMANY.....	1,841	6,841
	ISRAEL.....	9,100	8,836
	UNITED KINGDOM OF GT BRITAIN.....	161,080	280,740
3902900050	POLYMERS OF PROPYLENE/OTHR OLEFINS PRIM FORM,NESOI KG	322,230	260,818
	MEXICO.....	322,230	260,818
3903110000	POLYSTYRENE,EXPANDABLE KG	2,721,154	1,929,613
	BELGIUM.....	43,999	33,158
	COLOMBIA.....	2,586,130	1,819,908
	COSTA RICA.....	9,025	27,489
	MEXICO.....	22,500	12,814
	VENEZUELA.....	49,500	36,444
3903190000	POLYSTYRENE,NESOI KG	2,352,063	1,938,936
	COLOMBIA.....	2,209,448	1,777,390
	MEXICO.....	52,049	51,739
	UNITED KINGDOM OF GT BRITAIN.....	2,568	43,831
	VENEZUELA.....	88,000	66,176
3903300000	ACRYLONITRILE-BUTADIENE-STYRENE (ABS) COPOLYMERS KG	1,995	6,447
	CANADA.....	1,995	6,447
3903905000	POLYMERS OF STYRENE,IN PRIMARY FORMS,NESOI KG	15,604	35,775
	FRANCE.....	15,500	32,893
	UNITED KINGDOM OF GT BRITAIN.....	104	2,882
3904100000	POLYVINYL CHLORIDE,NOT MIXED WITH ANY OTH SUBSTANC KG	5,047,851	2,604,494
	COLOMBIA.....	5,029,327	2,433,214
	GERMANY.....	25	550
	IRELAND.....	17,823	166,815
	MEXICO.....	476	3,915
3904210000	OTHER POLYMERS OF POLYVINYL CHLORIDE,NONPLASTIZED KG	69,080	81,786
	FRANCE.....	69,080	81,786
3904220000	OTHER POLYMERS OF POLYVINYL CHLORIDE,PLASTICIZED KG	413	2,252
	MEXICO.....	413	2,252
3904610000	POLYTETRAFLUOROETHYLENE (PTFE) KG	151	3,945
	MEXICO.....	51	415
	NETHERLANDS.....	100	3,530
3905190000	POLYMERS OF VINYL ACETATE,NOT IN AQUEOUS DISPERS KG	556	2,171
	GERMANY.....	506	1,421
	IRELAND.....	50	750
3905300000	POLYVINYL ALCOHOLS, W/WO UNHYDROLYZED ACETATE GRPS KG	3,181	7,268
	CANADA.....	3,181	7,268
3906100000	POLYMETHYL METHACRYLATE KG	24,253	159,600
	GERMANY.....	24,253	159,600
3906902000	PLASTIC ACRYLIC POLYMERS IN PRIMARY FORMS KG	14,731	35,898
	IRELAND.....	83	818
	UNITED KINGDOM OF GT BRITAIN.....	14,648	35,080
3906905000	OTHER ACRYLIC POLYMERS IN PRIMARY FORMS,NESOI KG	172,693	1,229,834
	ARGENTINA.....	21,076	5,812
	GERMANY.....	142,776	1,191,182
	MEXICO.....	8,480	20,396
	SPAIN.....	17	256
	UNITED KINGDOM OF GT BRITAIN.....	344	12,188
3907200000	OTHER POLYETHERS KG	878	4,150
	BELGIUM.....	1	380
	SPAIN.....	625	2,506
	UNITED KINGDOM OF GT BRITAIN.....	250	1,264
3907300000	EPOXIDE RESINS KG	15,088	47,301
	CANADA.....	656	4,718
	COSTA RICA.....	13,000	13,200
	DOMINICAN REPUBLIC.....	91	3,992
	UNITED KINGDOM OF GT BRITAIN.....	1,341	25,391
3907400000	POLYCARBONATES KG	32,000	78,949
	JAPAN.....	32,000	78,949
3907500000	ALKYD RESINS KG	610,550	546,928
	COSTA RICA.....	5,014	5,091
	DOMINICAN REPUBLIC.....	583,977	511,904
	MEXICO.....	6,359	14,763
	VENEZUELA.....	15,200	15,170
3907600010	POLYETHYLENE TEREPHTHALATE,BOTTLE GRADE RESINS KG	2,391,426	2,298,832

TABLE 2 - IMPORTS INTO PUERTO RICO FROM FOREIGN COUNTRIES
BY COMMODITY AND COUNTRY OF ORIGIN-FISCAL YEAR 1999

COMM-CODE	COMMODITY, COUNTRY AND UNIT OF QUANTITY	QUANTITY	VALUE-\$
	COLOMBIA.....	20,000	20,000
	DOMINICAN REPUBLIC.....	10,125	8,883
	GERMANY.....	180,250	233,607
	INDONESIA.....	805	600
	MEXICO.....	2,200,146	2,037,782
3907800050	POLYETHYLENE TEREPHTHALATE,NESOI KG	1,633,775	1,645,822
	DOMINICA.....	36,450	22,734
	DOMINICAN REPUBLIC.....	145,174	128,968
	GERMANY.....	200	613
	ITALY.....	20,000	14,904
	MEXICO.....	1,431,951	1,478,603
3907814000	UNSATURATED ALLYL RESINS, NESOI KG	1,588	3,685
	MEXICO.....	1,588	3,685
3907990050	OTHER POLYESTERS,NESOI KG	331	372
	COSTA RICA.....	331	372
3908100000	POLYAMIDE-6,-11,-12,-6,6,-6,9,-6,10 OR -6,12 KG	57,113	195,993
	CANADA.....	35,990	120,750
	FRANCE.....	1,000	4,090
	JAPAN.....	10,000	30,930
	REPUBLIC OF KOREA.....	8,000	34,000
	UNITED KINGDOM OF GT BRITAIN.....	1,123	6,223
3908907000	OTHER POLYAMIDES IN PRIMARY FORMS KG	3,615	9,729
	MEXICO.....	3,615	9,729
3909100000	UREA RESINS,THIOUREA RESINS KG	6,150	7,227
	MEXICO.....	6,150	7,227
3909400000	PHENOLIC RESINS KG	2,237	4,528
	GERMANY.....	100	833
	VENEZUELA.....	2,137	3,685
3909501000	POLYURETHANES,ELASTOMERIC KG	95,629	146,658
	GERMANY.....	95,629	146,658
3909502000	POLYURETHANES,CEMENTS KG	13,612	49,802
	UNITED KINGDOM OF GT BRITAIN.....	13,612	49,802
3909505000	POLYURETHANES,IN PRIMARY FORMS,NESOI KG	6,896	4,140
	DOMINICAN REPUBLIC.....	6,876	3,638
	UNITED KINGDOM OF GT BRITAIN.....	20	502
3910000000	SILICONES IN PRIMARY FORMS KG	58,894	230,379
	JAPAN.....	1,677	29,127
	MEXICO.....	58,880	199,772
	SPAIN.....	337	1,480
3911100000	PETROLEUM RESINS,COUMARONE RESINS,ETC,POLYTERPENES KG	17,858	29,507
	BRAZIL.....	18,000	17,360
	DOMINICA.....	1,858	12,147
3912110000	CELLULOSE ACETATES,NONPLASTICIZED KG	4,611	51,526
	GERMANY.....	4,611	51,526
3912120000	CELLULOSE ACETATES,PLASTICIZED KG	15,560	101,788
	GERMANY.....	15,560	101,788
3912200000	CELLULOSE NITRATES (INCLUDING COLLODIONS) KG	39,286	83,391
	BRAZIL.....	9,340	16,063
	GERMANY.....	2,746	15,476
	UNITED KINGDOM OF GT BRITAIN.....	27,200	51,852
3912310000	CARBOXYMETHYLCELLULOSE AND ITS SALTS KG	121,564	395,095
	GERMANY.....	81,200	250,738
	JAPAN.....	150	3,635
	NETHERLANDS.....	40,214	140,722
3912390000	CELLULOSE ETHERS,NESOI KG	777,227	5,805,896
	IRELAND.....	140,000	673,902
	JAPAN.....	351,185	3,875,828
	NETHERLANDS.....	137	627
	SWEDEN.....	285,905	1,255,541
3912900000	CELLULOSE & ITS CHEMICAL DERIV,PRIMARY FORMS,NESOI KG	911,043	6,750,391
	FRANCE.....	330	21,455
	IRELAND.....	809,100	4,226,046
	ITALY.....	305	9,267
	JAPAN.....	101,250	2,491,993
	UNITED KINGDOM OF GT BRITAIN.....	58	1,630
3913100000	ALGINIC ACID,ITS SALTS AND ESTERS KG	31,189	662,026
	JAPAN.....	2,041	26,609
	UNITED KINGDOM OF GT BRITAIN.....	29,148	635,417
3913902010	POLYSACCHARIDES & DERIV, CELLULOSE IN GRANULAR ETC KG	4,580	29,586
	ITALY.....	4,500	23,696

TABLE 2 - IMPORTS INTO PUERTO RICO FROM FOREIGN COUNTRIES
BY COMMODITY AND COUNTRY OF ORIGIN-FISCAL YEAR 1999

COMM-CODE	COMMODITY, COUNTRY AND UNIT OF QUANTITY	QUANTITY	VALUE-\$
3913902050	SWEDEN..... POLUSACCHARIDES & DERIV, CELLULOSE/GRANULAR, NESOI KG	80 1,773	5,890 93,783
	AUSTRIA.....	1,633	14,074
	JAPAN.....	80	73,842
3914002000	SWEDEN..... (CHOLESTYRAMINE RESIN USP) KG	80 2,352	5,867 65,856
	UNITED KINGDOM OF GT BRITAIN.....	2,352	65,856
3914006000	ION-EXCHAN,BASD ON POLYMRS OF 3901-3913,PRI FM,NES KG	6,743	16,166
	FRANCE.....	100	3,850
	JAPAN.....	6,630	10,385
	UNITED KINGDOM OF GT BRITAIN.....	13	1,921
3915100000	WASTE,PARING,SCRAP,OF PLAST,OF POLYMRS OF ETHYLENE KG	11,499	700
	DOMINICAN REPUBLIC.....	11,499	700
3916100000	RODS,STICKS & PROFILE SHAPE,OF POLYMRS OF ETHYLENE KG	450	30,040
	UNITED KINGDOM OF GT BRITAIN.....	450	30,040
3916905000	RODS,STICKS & PROFILE SHAPES,ETC,OF PLAST,NESOI KG	60,469	114,048
	CHINA (TAIWAN).....	25,830	66,832
	ITALY.....	34,119	46,339
	UNITED KINGDOM OF GT BRITAIN.....	520	1,077
3917210000	TUBES,PIPES & HOSES,RIGID,OF POLYMRS OF ETHYLENE KG	537	7,579
	GERMANY.....	510	6,619
	UNITED KINGDOM OF GT BRITAIN.....	27	960
3917220000	TUBES,PIPES & HOSES,RIGID,OF POLYMERS OF PROPYLENE KG	5,622	8,225
	HONG KONG.....	5,622	8,225
3917230000	TUBES,PIPES & HOSES,RIGID,OF POLYM OF VINYL CHLORI KG	710,517	760,439
	CANADA.....	1,901	5,202
	DOMINICAN REPUBLIC.....	377,485	352,547
	EL SALVADOR.....	317,885	342,710
	FRANCE.....	12,839	47,196
	UNITED KINGDOM OF GT BRITAIN.....	407	12,784
3917290090	TUBES, PIPES & HOSES, RIGID, OF PLASTIC, NESOI KG	5,942	50,138
	AUSTRIA.....	2,905	33,362
	CHINA (TAIWAN).....	2,537	11,712
	FRANCE.....	500	5,064
3917310000	FLEXIBLE TUBES,PIPES & HOSE,MIN BURST PRES 2>.6MPA KG	172	2,301
	CHINA (TAIWAN).....	52	381
	VENEZUELA.....	120	1,920
3917322000	CASING FOR BICYCLE DERAILLEUR CABLES; ETC,W/NOT CU KG	1,000	570
	MEXICO.....	1,000	570
3917326010	TUBES,PIPES & HOSES,NOT RIGID,NOT REIN,NO FIT,PVC KG	15,924	212,002
	DOMINICAN REPUBLIC.....	15,924	212,002
3917326050	TUBES,PIPES & HOSE,NOT RIGID,NOT REIN,NO FIT,NESOI KG	126,820	739,163
	CHINA (TAIWAN).....	464	1,855
	COSTA RICA.....	1,774	3,297
	MEXICO.....	73,777	148,541
	SWITZERLAND.....	8	465
	VENEZUELA.....	50,797	585,005
3917330000	TUBES,PIPES & HOSES,NOT RIGID,NOT REINF,WITH FIT KG	33,275	120,786
	CANADA.....	111	2,408
	ISRAEL.....	33,164	118,380
3917390050	TUBES,PIPE & HOSE,NOT RIGID,NOT REIN W METAL,NESOI KG	22,365	62,749
	CANADA.....	498	1,500
	CHINA (TAIWAN).....	3,736	17,797
	FINLAND.....	1	260
	FRANCE.....	126	4,870
	ITALY.....	1	265
	MEXICO.....	18,000	37,511
	SWITZERLAND.....	3	546
3917400010	FITTINGS FOR VEHICLE BRAKE HOSES KG	1,161	8,120
	CHINA (TAIWAN).....	1,161	8,120
3917400090	OTHER FITTINGS FOR TUBES,PIPES & HOSES,OF PLASTIC KG	185,636	499,724
	BRAZIL.....	10,633	82,960
	CHINA (TAIWAN).....	35,289	129,629
	CHINA,PEOPLE'S REP.(MAINLAND).....	378	2,963
	COLOMBIA.....	122,527	220,535
	DOMINICAN REPUBLIC.....	2,143	4,396
	FRANCE.....	1,752	17,170
	MEXICO.....	12,017	39,285
	SPAIN.....	60	551
	TRINIDAD & TOBAGO.....	837	2,235

TABLE 2 - IMPORTS INTO PUERTO RICO FROM FOREIGN COUNTRIES
BY COMMODITY AND COUNTRY OF ORIGIN-FISCAL YEAR 1999

COMM-CODE	COMMODITY, COUNTRY AND UNIT OF QUANTITY	QUANTITY	VALUE-\$
3918101000	VINYL TILE M2	979,813	1,605,516
	CANADA.....	117	1,035
	CHINA (TAIWAN).....	256,505	115,191
	CHINA, PEOPLE'S REP. (MAINLAND).....	508,173	885,647
	GERMANY.....	2,374	19,899
	JAPAN.....	960	43,738
	MEXICO.....	54,060	362,532
	PHILIPPINES.....	27,090	39,533
	REPUBLIC OF KOREA.....	5,280	27,720
	SPAIN.....	874	6,757
	THAILAND.....	18,060	31,964
	VENEZUELA.....	16,320	71,712
3918102000	FLOOR COVERINGS OF POLYMRS OF VINYL CHLORIDE, NESOI M2	4,138	24,154
	CHINA, PEOPLE'S REP. (MAINLAND).....	2,052	12,048
	FRANCE.....	98	11,000
	ITALY.....	1,938	781
	SWEDEN.....	50	325
3919101010	PAVEMENT MARKING TAPE IN ROL NT EXCD 20 CM WIDE M2	2,210	11,062
	CANADA.....	2,210	11,062
3919101050	TAPE, IN ROLLS NT EXCD 20 CM W, LGHT-REFLECT, NESOI KG	8,225	43,500
	CANADA.....	86	450
	CHINA (TAIWAN).....	448	1,819
	UNITED KINGDOM OF GT BRITAIN.....	7,691	41,431
3919102010	FILAMENT REINFORCED TAPE, IN ROLLS <20 CM WIDE M2	7,059	8,741
	DOMINICAN REPUBLIC.....	2,901	7,790
	VENEZUELA.....	4,158	951
3919102020	ELECTRICAL TAPE, IN ROLLS NOT EXCEEDING 20 CM WIDE M2	163,004	20,154
	CHINA (TAIWAN).....	161,754	19,470
	JAPAN.....	1,250	684
3919102030	TRANSPARENT TAPE, NOT EXCEEDING 5CM IN WIDTH M2	81,601	35,630
	CHINA (TAIWAN).....	68,001	30,118
	CHINA, PEOPLE'S REP. (MAINLAND).....	13,600	5,512
3919102040	TRANSPARENT TAPE NOT EXCEEDING 55M, NESOI M2	164,782	20,265
	CANADA.....	128,684	18,842
	CHINA (TAIWAN).....	19,200	544
	PANAMA.....	16,898	779
3919102055	SELF ADHS PLT IN ROLLS NOT EXCD 20 CM WIDE, NESOI M2	956,986	312,965
	BELGIUM.....	320	15,179
	BRAZIL.....	330	9,704
	CANADA.....	830,558	139,987
	CHINA (TAIWAN).....	25,071	4,970
	CHINA, PEOPLE'S REP. (MAINLAND).....	1,778	17,806
	GERMANY.....	1,363	15,838
	HONG KONG.....	250	5,921
	ITALY.....	48,953	48,117
	MEXICO.....	1,178	28,348
	PANAMA.....	16,898	779
	SINGAPORE.....	30,184	24,165
	SPAIN.....	3	1,156
	UNITED KINGDOM OF GT BRITAIN.....	100	995
3919901000	SELF-ADHES PLATES, SHEET, ETC, LIGHT REFL, GLASS GRAIN KG	5,130	28,660
	VENEZUELA.....	5,130	28,660
3919905030	ELECTRICAL TAPE, EXCEEDING 20 CM M2	92,358	123,043
	BRAZIL.....	2,110	12,675
	CANADA.....	112	9,123
	CHINA (TAIWAN).....	87,152	96,224
	DOMINICAN REPUBLIC.....	1,484	4,717
	JAPAN.....	1,500	304
3919905040	TRANSPARENT TAPE, EXCEEDING 20 CM M2	251,432	86,354
	BELGIUM.....	72	20,832
	CANADA.....	2,006	34,242
	CHINA (TAIWAN).....	1,878	1,505
	CHINA, PEOPLE'S REP. (MAINLAND).....	238,500	13,704
	IRELAND.....	55	15,624
	PANAMA.....	8,921	447
3919905060	SELF ADH PLATES, SHEETS, FILMMETS, OF PLASTIC, NESOI M2	928,002	523,621
	BELGIUM.....	271	78,120
	CHINA (TAIWAN).....	119,328	187,524
	CHINA, PEOPLE'S REP. (MAINLAND).....	273,093	56,377
	COLOMBIA.....	276,741	59,542

TABLE 2 - IMPORTS INTO PUERTO RICO FROM FOREIGN COUNTRIES
BY COMMODITY AND COUNTRY OF ORIGIN-FISCAL YEAR 1999

COMM-CODE	COMMODITY, COUNTRY AND UNIT OF QUANTITY	QUANTITY	VALUE-\$
	GERMANY.....	283	1,834
	IRELAND.....	1,337	24,129
	JAPAN.....	249	2,209
	PANAMA.....	9,498	17,089
	SINGAPORE.....	39,451	42,037
	SWITZERLAND.....	58	700
	VENEZUELA.....	207,683	54,050
3920100000	PLATES,SHEETS,ETC,NONCELL, NOT REINF,POLM ETHYLENE KG	212,171	1,009,851
	CANADA.....	3,981	22,097
	COSTA RICA.....	100,390	186,602
	ITALY.....	28,749	142,839
	UNITED KINGDOM OF GT BRITAIN.....	81,101	658,113
3920200000	PLATES,SHEETS,ETC,NONCELL, NOT REIN,POLM PROPYLENE KG	428,307	1,215,600
	ARGENTINA.....	2,368	9,162
	BELGIUM.....	117,793	386,620
	CANADA.....	273	1,433
	CHINA (TAIWAN).....	645	6,548
	COSTA RICA.....	473	2,519
	FRANCE.....	365	1,561
	GERMANY.....	208,013	527,080
	INDONESIA.....	53,944	88,996
	ITALY.....	2,587	24,322
	MEXICO.....	9,521	58,879
	REPUBLIC OF KOREA.....	6,131	29,977
	UNITED KINGDOM OF GT BRITAIN.....	4,567	15,468
	VENEZUELA.....	23,627	63,038
3920300000	PLATES,SHEETS,ETC, NONCELL,NOT REIN,POLYM STYRENE KG	13,662	19,858
	DOMINICAN REPUBLIC.....	13,662	19,858
3920410000	PLATES,SHEETS,ETC,NONCELL,NT REIN,POLM VY CHL,RIGD KG	1,683	5,860
	CHINA (TAIWAN).....	1,683	5,860
3920421000	PLATES,ETC,NONCELL,N REIN,POLM VY CHL,FLX,PT LEA M2	6,740	7,950
	UNITED KINGDOM OF GT BRITAIN.....	6,740	7,950
3920425000	PLATES,SHEETS,NONCELL,N REIN,POLM VY CHL,FLX,NESOI KG	340,860	717,007
	CHINA (TAIWAN).....	209,585	280,785
	DOMINICAN REPUBLIC.....	9,240	19,450
	GERMANY.....	87,830	329,851
	JAPAN.....	43	359
	THAILAND.....	16,785	17,003
	UNITED KINGDOM OF GT BRITAIN.....	1,145	11,345
	VENEZUELA.....	16,052	58,214
3920515000	PLATES,ETC,NONCEL,N REIN,PLYMETHYL METHACRYLAT,NES KG	4,476	48,350
	COLOMBIA.....	3,429	8,556
	UNITED KINGDOM OF GT BRITAIN.....	1,047	39,794
3920591000	PLATES,ETC,NONCEL,N REIN,OF OTH ACRYLIC POLYM,FLEX KG	18,529	44,261
	ARGENTINA.....	8,640	22,037
	BRAZIL.....	9,889	22,224
3920610000	PLATES,ETC,NONCEL,N REIN,OF POLYCARBONATES KG	4,342	21,982
	BRAZIL.....	3,006	21,151
	GERMANY.....	1,336	811
3920620000	PLATES,ETC,NONCEL,N REIN,POLYETHYLENE TEREPHTHATE KG	217,929	406,338
	BELGIUM.....	4,203	20,299
	CHINA (TAIWAN).....	197,396	257,775
	GERMANY.....	16,290	126,844
	SWITZERLAND.....	40	1,420
3920690000	PLATES,ETC,NONCEL,N REIN,OF OTHER POLYESTERS,NESOI KG	2,875	22,133
	BELGIUM.....	1,155	8,713
	COSTA RICA.....	1,680	11,008
	GERMANY.....	60	2,412
3920720000	PLATES,ETC,NONCEL,N REIN,OF CELLULO OR DER,VLC FBR KG	2,498	8,764
	CHINA (TAIWAN).....	2,498	8,764
3920730000	PLATES,ETC,NONCEL,N REIN,OF CELLULOSE ACETATE KG	13,642	164,096
	GERMANY.....	13,556	163,023
	NETHERLANDS.....	86	1,073
3920795000	PLATES,ETC,NONCEL,N REIN,OF OTH CELLULOS DER,NESOI KG	1,808	203,144
	GERMANY.....	1,808	203,144
3920920000	PLATES,ETS,NONCEL,N REIN,OF POLYAMIDES KG	107	23,935
	JAPAN.....	107	23,935
3920992000	FILM,STRIP & SHEETS,NONCEL,N REIN,OTH PL,FLX,NESOI KG	20,449	123,221
	BELGIUM.....	3,888	23,843
	CHINA,PEOPLE'S REP.(MAINLAND).....	3,317	14,586

TABLE 2 - IMPORTS INTO PUERTO RICO FROM FOREIGN COUNTRIES
BY COMMODITY AND COUNTRY OF ORIGIN-FISCAL YEAR 1999

COMM-CODE	COMMODITY, COUNTRY AND UNIT OF QUANTITY	QUANTITY	VALUE-\$
	FRANCE.....	632	2,177
	GERMANY.....	525	1,329
	JAPAN.....	11,692	80,536
	NETHERLANDS.....	395	750
3920995000	PLATES,FOIL,NONCEL,N REIN,OF OTHER PLASTICS,NESOI KG	53,639	163,842
	CANADA.....	1,584	13,300
	CHINA (TAIWAN).....	1,644	7,277
	COSTA RICA.....	39,089	124,372
	IRELAND.....	29	296
	JAPAN.....	46	1,558
	MEXICO.....	11,069	14,014
	UNITED KINGDOM OF GT BRITAIN.....	158	3,025
3921110000	PLATES,SHEETS,FILM,FOIL,STRIP,CELL,PLYM OF STYRENE KG	42	1,013
	CANADA.....	42	1,013
3921121100	PLATES,ETC,CELL,PLM VY CHLO,M-M FB PRD,>70% WT PLS M2	185,756	2,222,176
	COLOMBIA.....	93,586	196,088
	DOMINICAN REPUBLIC.....	21,050	42,425
	UNITED KINGDOM OF GT BRITAIN.....	71,120	1,983,663
3921121950	PLATES,ETC,CELL,PLM VY CHLO,COMB W TEXT MAT,NESOI M2	20,272	44,973
	DOMINICAN REPUBLIC.....	20,272	44,973
3921125000	PLATES,SHEETS,ETC,CELL,PLYM OF VINYL CHLORID,NESOI KG	310,196	1,054,834
	CANADA.....	179	357
	CHINA (TAIWAN).....	7,719	12,190
	CHINA,PEOPLE'S REP.(MAINLAND).....	2,349	4,266
	ITALY.....	1,313	6,331
	JAPAN.....	402	2,364
	MEXICO.....	279,866	969,724
	REPUBLIC OF KOREA.....	17,287	54,041
	SPAIN.....	185	1,106
	UNITED KINGDOM OF GT BRITAIN.....	896	4,455
3921135000	PLATES,SHEETS,FILM,ETC,CELL,OF POLYURETHANE,NESOI KG	10,599	26,597
	CANADA.....	423	5,796
	CHILE.....	1,197	5,069
	CHINA (TAIWAN).....	223	748
	CHINA,PEOPLE'S REP.(MAINLAND).....	8,547	14,347
	ITALY.....	209	637
3921190000	PLATES,SHEETS,FILM,FOIL & STRIP,CELL,OF OTH PLAST KG	100,205	3,482,150
	CHINA (TAIWAN).....	15,458	24,522
	COLOMBIA.....	1,394	6,986
	COSTA RICA.....	4,820	34,820
	GERMANY.....	173	1,810
	IRELAND.....	165	29,907
	ITALY.....	5,919	31,520
	JAPAN.....	120	36,195
	MEXICO.....	20,479	143,149
	UNITED KINGDOM OF GT BRITAIN.....	51,879	3,173,241
3921904025	POLYETH TEREPH FILM,ROLLS,COATD,FOR THERM TRN RIBN KG	14,956	74,785
	VENEZUELA.....	14,956	74,785
3921904090	PLATES,SHEETS,ETC,PLAS,EX CELL,FLEXIBLE,NESOI KG	302,048	1,452,188
	BELGIUM.....	14,411	66,476
	CHINA (TAIWAN).....	20,614	35,283
	DOMINICAN REPUBLIC.....	39,484	142,299
	ISRAEL.....	141,209	964,456
	PORTUGAL.....	76,038	194,048
	REPUBLIC OF KOREA.....	6,532	21,554
	UNITED KINGDOM OF GT BRITAIN.....	3,299	14,207
	VENEZUELA.....	481	13,865
3921905010	HIGH PRESSURE PAPER REINFORCD DECORATIVE LAMINATES M2	1,726,051	5,338,291
	ARGENTINA.....	136,213	412,062
	BRAZIL.....	1,009,274	2,673,385
	COLOMBIA.....	286,641	873,902
	DOMINICAN REPUBLIC.....	41,898	481,496
	INDIA.....	65,374	220,203
	ITALY.....	87,982	370,362
	PORTUGAL.....	81,659	253,428
	SPAIN.....	17,010	53,453
3921905050	PLATES,SHEETS,ETC,PLAS,EX CELL,EX FLEX,NESOI M2	193,378	789,773
	BRAZIL.....	72,044	241,471
	CANADA.....	42,248	207,127
	CHINA (TAIWAN).....	5,299	9,155

TABLE 2 - IMPORTS INTO PUERTO RICO FROM FOREIGN COUNTRIES
BY COMMODITY AND COUNTRY OF ORIGIN-FISCAL YEAR 1999

COMM-CODE	COMMODITY, COUNTRY AND UNIT OF QUANTITY	QUANTITY	VALUE-\$
	DOMINICAN REPUBLIC.....	11,274	175,122
	FRANCE.....	8,858	26,562
	GERMANY.....	2,878	7,202
	ISRAEL.....	147	3,754
	MEXICO.....	76	283
	PORTUGAL.....	25,694	82,090
	UNITED KINGDOM OF GT BRITAIN.....	26,862	37,027
3922100000	BATHS,SHOWER BATHS & WASHBASINS,OF PLASTIC X		384,839
	BRAZIL.....		213,163
	CANADA.....		16,367
	CHINA (TAIWAN).....		6,811
	ECUADOR.....		280
	ISRAEL.....		325
	MEXICO.....		27,100
	SPAIN.....		10,780
	THAILAND.....		3,801
	TRINIDAD & TOBAGO.....		13,000
	VENEZUELA.....		93,612
3922200000	LAVATORY SEATS & COVER,OF PLASTIC NO	79,717	330,671
	BRAZIL.....	405	10,580
	CHINA (TAIWAN).....	28	924
	CHINA,PEOPLE'S REP.(MAINLAND).....	29,034	102,194
	COLOMBIA.....	3,705	12,296
	ECUADOR.....	12,025	60,667
	MEXICO.....	7,886	39,810
	VENEZUELA.....	26,634	104,200
3922900000	BIDETS,LAVATORY PANS,SIMILR SANITARY WARE,PLASTIC X		472,798
	BRAZIL.....		24,588
	CANADA.....		2,363
	CHINA (TAIWAN).....		134,402
	CHINA,PEOPLE'S REP.(MAINLAND).....		53,608
	ECUADOR.....		1,654
	ISRAEL.....		1,186
	ITALY.....		1,285
	MEXICO.....		51,480
	SPAIN.....		11,905
	VENEZUELA.....		190,327
3923100000	BOXES,CASES,CRATES & SIMILAR ARTICLES,OF PLASTIC X		306,917
	CANADA.....		54,462
	CHINA (TAIWAN).....		6,401
	CHINA,PEOPLE'S REP.(MAINLAND).....		60,451
	COSTA RICA.....		49,176
	DOMINICAN REPUBLIC.....		37,233
	FRANCE.....		2,070
	MEXICO.....		1,050
	SPAIN.....		11,269
	SWITZERLAND.....		2,760
	THAILAND.....		14,742
	UNITED KINGDOM OF GT BRITAIN.....		48,586
	VENEZUELA.....		18,717
3923210011	RECL SACKS & BAGS OF ETHYLENE WITH NO SIDE >= 75MM THS	168	3,433
	VENEZUELA.....	168	3,433
3923210019	RECL SACK&BAGS POLYM OF ETHYLENE W EXTD CLS, NESOI THS	4,024	20,186
	CHINA,PEOPLE'S REP.(MAINLAND).....	4,004	19,322
	DOMINICAN REPUBLIC.....	20	864
3923210080	SACKS/BAGS, POLYMER OF ETHYLENE, W NO SIDE >= 75MM THS	4,400	21,783
	REPUBLIC OF KOREA.....	4,400	21,783
3923210090	SACKS&BAGS OF POLYMERS OF ETHYLENE EXC RECL, NESOI THS	1,605,856	3,571,302
	CANADA.....	700	522
	CHINA (TAIWAN).....	487	4,545
	CHINA,PEOPLE'S REP.(MAINLAND).....	495,756	1,022,262
	COLOMBIA.....	6	965
	COSTA RICA.....	83,643	510,751
	DENMARK.....	16	800
	DOMINICA.....	10	5,590
	DOMINICAN REPUBLIC.....	23,970	63,854
	GERMANY.....	7	6,569
	HONDURAS.....	826,404	1,417,344
	HONG KONG.....	59,995	179,481
	INDONESIA.....	8,610	12,549

TABLE 2 - IMPORTS INTO PUERTO RICO FROM FOREIGN COUNTRIES
BY COMMODITY AND COUNTRY OF ORIGIN-FISCAL YEAR 1999

COMM-CODE	COMMODITY, COUNTRY AND UNIT OF QUANTITY	QUANTITY	VALUE-\$
	IRELAND.....	69	89,221
	ISRAEL.....	2	5,447
	ITALY.....	3	6,578
	MEXICO.....	717	13,236
	PANAMA.....	642	20,645
	PERU.....	11	565
	SINGAPORE.....	4,773	25,122
	SPAIN.....	1,083	27,679
	SRI LANKA.....	10,990	20,837
	VENEZUELA.....	87,952	136,740
3923290000	SACKS & BAGS(INCLUDING CONES) OF OTHER PLASTICS KG	1,551,921	2,612,125
	AUSTRALIAN ISLANDS.....	361	3,113
	CANADA.....	8,965	11,614
	CHINA (TAIWAN).....	23,299	68,274
	CHINA, PEOPLE'S REP.(MAINLAND).....	140,106	229,199
	COLOMBIA.....	72	788
	COSTA RICA.....	454,360	943,906
	DOMINICAN REPUBLIC.....	296,971	434,417
	ECUADOR.....	11,365	30,912
	FRANCE.....	130	1,350
	HONDURAS.....	523,592	645,058
	HONG KONG.....	72,553	196,110
	INDIA.....	2,565	4,680
	IRELAND.....	52	537
	ITALY.....	17	270
	JAMAICA.....	881	1,512
	JAPAN.....	11	300
	MEXICO.....	29	688
	NETHERLAND ANTIL. EXC ARUBA.....	4,123	4,182
	PERU.....	21	565
	SPAIN.....	11,215	23,732
	SWITZERLAND.....	218	3,985
	UNITED KINGDOM OF GT BRITAIN.....	187	829
	VENEZUELA.....	828	3,904
3923300010	CARBOYS, BOTTLE, ETC. OF CAPACITY NOT >= 50 ml THS	3,995	304,337
	CANADA.....	871	41,979
	DOMINICAN REPUBLIC.....	118	11,447
	GERMANY.....	188	15,610
	IRELAND.....	104	8,631
	ITALY.....	2,419	41,764
	JAPAN.....	35	9,215
	SWITZERLAND.....	81	27,874
	UNITED KINGDOM OF GT BRITAIN.....	132	140,784
	VENEZUELA.....	47	7,033
3923300090	CARBOYS, BOTTLE, FLASKS & SIMILAR ARTICLES, NESOI X		3,819,288
	BELGIUM.....		308,949
	BRAZIL.....		7,613
	CANADA.....		159,871
	CHINA (TAIWAN).....		59,794
	CHINA, PEOPLE'S REP.(MAINLAND).....		17,051
	COLOMBIA.....		13,664
	COSTA RICA.....		65,641
	DOMINICAN REPUBLIC.....		1,228,444
	FRANCE.....		20,541
	GERMANY.....		94,370
	INDIA.....		6,746
	IRELAND.....		29,685
	JAPAN.....		122,017
	MEXICO.....		1,066,724
	NETHERLANDS.....		20,334
	PANAMA.....		74,943
	SWITZERLAND.....		29,091
	THAILAND.....		65,098
	UNITED KINGDOM OF GT BRITAIN.....		5,640
	VENEZUELA.....		422,972
3923400050	SPOOLS,COPS,BOBBINS & SIMILAR SUPPORTS,PLAST,NESOI X		2,446
	CHINA (TAIWAN).....		1,846
	IRELAND.....		600
3923500000	STOPPERS,LIDS,CAPS,& OTHER CLOSURES,OF PLASTIC X		6,084,133
	BELGIUM.....		8,407

TABLE 2 - IMPORTS INTO PUERTO RICO FROM FOREIGN COUNTRIES
BY COMMODITY AND COUNTRY OF ORIGIN-FISCAL YEAR 1999

COMM-CODE	COMMODITY, COUNTRY AND UNIT OF QUANTITY	QUANTITY	VALUE-\$
	CANADA.....		43,578
	CHINA (TAIWAN).....		987
	COSTA RICA.....		19,572
	DOMINICAN REPUBLIC.....		54,235
	ECUADOR.....		951
	FRANCE.....		164,068
	GERMANY.....		1,170,586
	HONDURAS.....		10,960
	HONG KONG.....		683
	IRELAND.....		30,007
	ITALY.....		2,264,473
	JAPAN.....		332,508
	MEXICO.....		287,215
	NETHERLANDS.....		299,900
	PANAMA.....		14,259
	SPAIN.....		621,149
	THAILAND.....		734
	UNITED KINGDOM OF GT BRITAIN.....		519,288
	VENEZUELA.....		240,583
3923900012	PLASTIC BUCKETS & PAILS, WITH CAPACITY <11.36 LTRS	NO	23,737
	CANADA.....		4,608
	CHINA, PEOPLE'S REP. (MAINLAND).....		6,582
	ITALY.....		12,090
	VENEZUELA.....		457
3923900016	PLASTIC BUCKETS & PAILS, W/CAP 22.71 LTRS OR MORE	NO	1,296
	CANADA.....		1,296
3923900080	ART FOR CONVEYING OR PACKING OF GOODS, PLAST, NESOI	X	184,797
	CANADA.....		8,240
	CHINA (TAIWAN).....		337
	CHINA, PEOPLE'S REP. (MAINLAND).....		20,013
	DOMINICAN REPUBLIC.....		2,580
	FRANCE.....		540
	GERMANY.....		4,042
	IRELAND.....		37,018
	ISRAEL.....		6,222
	ITALY.....		31,216
	MEXICO.....		7,748
	UNITED KINGDOM OF GT BRITAIN.....		26,515
	VENEZUELA.....		40,326
3924101000	SALT, PEPPER, MUSTARD, KETCHUP & SIMILR DISP, PLASTIC	X	12,834
	CHINA, PEOPLE'S REP. (MAINLAND).....		12,556
	SPAIN.....		278
3924102000	PLATES, CUPS, SAUCERS, SOUP BOWLS, ETC, OF PLASTICS	KG	5,267,564
	ARGENTINA.....		4,635
	BRAZIL.....		366
	CANADA.....		2,429
	CHINA (TAIWAN).....		460
	CHINA, PEOPLE'S REP. (MAINLAND).....		82,808
	COLOMBIA.....		534,521
	COSTA RICA.....		299,374
	DOMINICAN REPUBLIC.....		858,191
	ECUADOR.....		6,956
	EL SALVADOR.....		21,501
	GUATEMALA.....		991
	HONDURAS.....		43,925
	HONG KONG.....		374
	INDIA.....		29,439
	ISRAEL.....		1,511
	ITALY.....		3,927
	JAMAICA.....		16,217
	MEXICO.....		431,511
	PANAMA.....		398,514
	SPAIN.....		2,663
	THAILAND.....		200
	VENEZUELA.....		2,527,051
3924103000	TRAYS, OF PLASTIC	NO	7,507,663
	CANADA.....		8,580
	CHINA (TAIWAN).....		7,200
	CHINA, PEOPLE'S REP. (MAINLAND).....		126,470
	DOMINICAN REPUBLIC.....		2,944,637

TABLE 2 - IMPORTS INTO PUERTO RICO FROM FOREIGN COUNTRIES
BY COMMODITY AND COUNTRY OF ORIGIN-FISCAL YEAR 1999

COMM-CODE	COMMODITY, COUNTRY AND UNIT OF QUANTITY	QUANTITY	VALUE-\$
	ECUADOR.....	4,036,704	190,618
	EL SALVADOR.....	7,776	3,888
	FRANCE.....	50	2,300
	GERMANY.....	100	551
	HONG KONG.....	1,820	3,381
	INDIA.....	16,944	12,501
	ISRAEL.....	3,816	4,243
	ITALY.....	12,852	11,511
	SPAIN.....	4,796	6,987
	VENEZUELA.....	335,818	189,840
3924105000	TABLEWARE & KITCHENWARE, OF PLASTIC, NESOI X		3,407,109
	ARGENTINA.....		77,441
	BRAZIL.....		121,808
	CANADA.....		4,843
	CHINA (TAIWAN).....		159,135
	CHINA, PEOPLE'S REP. (MAINLAND).....		727,313
	COLOMBIA.....		60,708
	COSTA RICA.....		7,137
	DOMINICAN REPUBLIC.....		185,683
	EL SALVADOR.....		20,046
	FINLAND.....		1,980
	GERMANY.....		299
	GUATEMALA.....		141,565
	HONG KONG.....		57,890
	INDIA.....		131,014
	INDONESIA.....		13,764
	ISRAEL.....		108,877
	ITALY.....		6,560
	MEXICO.....		84,683
	NETHERLANDS.....		300
	REP. OF SOUTH AFRICA.....		2,138
	REPUBLIC OF KOREA.....		56,626
	SPAIN.....		50,436
	SWEDEN.....		498
	THAILAND.....		346,654
	TRINIDAD & TOBAGO.....		90,583
	UNITED KINGDOM OF GT BRITAIN.....		619
	VENEZUELA.....		948,509
3924901010	CURTAINS & DRAPES, OF PLASTIC KG	81,360	170,169
	CHINA (TAIWAN).....	44,723	84,022
	CHINA, PEOPLE'S REP. (MAINLAND).....	29,835	69,804
	ECUADOR.....	6,702	16,343
3924901050	NAPKINS, TABLE COVERS, MATS, ETC, OF PLASTIC, NESOI X		483,900
	CHINA (TAIWAN).....		168,103
	CHINA, PEOPLE'S REP. (MAINLAND).....		308,605
	MEXICO.....		810
	NETHERLANDS.....		3,908
	VENEZUELA.....		2,474
3924902000	PICTURE FRAMES X		110,773
	CHINA, PEOPLE'S REP. (MAINLAND).....		106,985
	PANAMA.....		3,788
3924905500	HOUSEHOLD ARTICLES & TOILET ARTICLES, OF PLAST, NESO X		1,959,342
	ARGENTINA.....		33,194
	BRAZIL.....		32,478
	CANADA.....		22,943
	CHILE.....		1,064
	CHINA (TAIWAN).....		190,876
	CHINA, PEOPLE'S REP. (MAINLAND).....		426,788
	COLOMBIA.....		104,588
	DOMINICAN REPUBLIC.....		3,500
	EL SALVADOR.....		7,595
	FRANCE.....		4,845
	HONG KONG.....		38,056
	INDIA.....		235,138
	INDONESIA.....		111,671
	ISRAEL.....		97,277
	ITALY.....		306,647
	JAPAN.....		2,760
	MEXICO.....		48,545
	NETHERLANDS.....		3,150

TABLE 2 - IMPORTS INTO PUERTO RICO FROM FOREIGN COUNTRIES
BY COMMODITY AND COUNTRY OF ORIGIN-FISCAL YEAR 1999

COMM-CODE	COMMODITY, COUNTRY AND UNIT OF QUANTITY	QUANTITY	VALUE-\$
	PANAMA.....		7,400
	REPUBLIC OF KOREA.....		9,382
	SPAIN.....		87,755
	THAILAND.....		188,091
	VENEZUELA.....		17,539
3925100000	RESERVOIRS,TANKS,ETC,CAPACITY >300 LITERS,PLASTIC X		1,788,562
	MEXICO.....		2,968
	TRINIDAD & TOBAGO.....		1,273,624
	VENEZUELA.....		491,970
3925200010	DOORS AND DOOR FRAMES, OF PLASTIC NO	32,619	634,053
	CHINA (TAIWAN).....	30,245	508,348
	CHINA,PEOPLE'S REP.(MAINLAND).....	1,782	46,523
	SPAIN.....	112	52,744
	VENEZUELA.....	500	25,438
3925200090	WINDOWS, FRAMES & THRESHOLDS FOR DOORS OF PLASTIC X		60,065
	COLOMBIA.....		5,079
	DOMINICAN REPUBLIC.....		300
	HONG KONG.....		782
	SPAIN.....		53,904
3925301000	BLINDS(INCLUDING VENETIAN BLINDS)OF PLASTIC NO	461,188	274,094
	CANADA.....	395,000	24,035
	CHINA (TAIWAN).....	9,720	8,716
	CHINA,PEOPLE'S REP.(MAINLAND).....	56,478	240,343
3925305000	SHUTTERS & SIMILR ARTICLES & PARTS,OF PLAST,NESOI X		47,840
	CANADA.....		40,139
	CHINA (TAIWAN).....		7,440
	SPAIN.....		261
3925900000	BUILDERS' WARE OF PLASTICS,NESOI X		442,423
	BRAZIL.....		27,451
	CANADA.....		30,747
	CHINA (TAIWAN).....		22,384
	CHINA,PEOPLE'S REP.(MAINLAND).....		24,864
	DOMINICAN REPUBLIC.....		2,864
	GERMANY.....		280,850
	MEXICO.....		5,143
	REPUBLIC OF KOREA.....		24,600
	SPAIN.....		5,978
	SYRIA.....		12,580
	VENEZUELA.....		5,164
3926100000	OFFICE OR SCHOOL SUPPLIES OF PLASTIC, NESOI X		112,233
	CHINA (TAIWAN).....		5,532
	CHINA,PEOPLE'S REP.(MAINLAND).....		56,300
	COLOMBIA.....		4,725
	DOMINICAN REPUBLIC.....		3,095
	EL SALVADOR.....		18,087
	GERMANY.....		1,653
	HONG KONG.....		7,685
	MEXICO.....		4,895
	PANAMA.....		378
	POLAND.....		3,200
	SWEDEN.....		4,678
	VENEZUELA.....		2,005
3926201010	GLOVES,SEAMLESS,SURGICAL & MEDICAL,OF PLASTIC DPR	86,625	55,094
	MALAYSIA.....	86,625	55,094
3926201020	GLOVES,SEAMLESS,EXCP SURG & MEDICAL,DISPOSABL,PLAS DPR	1,678	4,449
	CANADA.....	8	609
	CHINA,PEOPLE'S REP.(MAINLAND).....	1,667	600
	FRANCE.....	3	3,240
3926201050	GLOVES,SEAMLESS,EXCP SURG & MEDICAL,NOT DISP,PLAST DPR	11,744	30,621
	CHINA (TAIWAN).....	420	3,150
	CHINA,PEOPLE'S REP.(MAINLAND).....	140	528
	PANAMA.....	11,184	26,943
3926202000	BASEBALL & SOFTBALL GLOVES & MITS OF PLASTIC NO	1,656	19,492
	CHINA,PEOPLE'S REP.(MAINLAND).....	288	1,182
	THAILAND.....	1,368	18,310
3926203000	GLOVES SPEC DESIGNED FOR SPORTS,OF PLASTIC,NESOI NO	916	1,137
	CHINA (TAIWAN).....	100	292
	CHINA,PEOPLE'S REP.(MAINLAND).....	816	845
3926204010	DISPOSABLE GLOVES,OF PLASTIC,NESOI DPR	1,505,000	250,552
	CHINA,PEOPLE'S REP.(MAINLAND).....	1,261,250	208,842

TABLE 2 - IMPORTS INTO PUERTO RICO FROM FOREIGN COUNTRIES
BY COMMODITY AND COUNTRY OF ORIGIN-FISCAL YEAR 1999

COMM-CODE	COMMODITY, COUNTRY AND UNIT OF QUANTITY	QUANTITY	VALUE-\$
	HONG KONG.....	243,750	41,710
3926204050	GLOVES,OF PLASTIC,NESOI DPR	550	3,429
	CHINA (TAIWAN).....	300	2,604
	CHINA,PEOPLE'S REP.(MAINLAND).....	250	825
3926206000	PLAST RAINWR,INCL JACKET,COAT,ETC,VAL N/O \$10 UNIT DOZ	2,452	81,588
	CHINA (TAIWAN).....	25	865
	CHINA,PEOPLE'S REP.(MAINLAND).....	2,427	90,723
3926209010	APRONS,OF PLASTIC DOZ	2,496	18,439
	CHINA,PEOPLE'S REP.(MAINLAND).....	2,496	18,439
3926209050	ART OF APPAREL & CLOTHING ACCESSORIES,PLAST,NESOI DOZ	18,103	489,316
	CHINA (TAIWAN).....	938	20,689
	CHINA,PEOPLE'S REP.(MAINLAND).....	200	3,168
	COLOMBIA.....	5	532
	JAPAN.....	16,960	484,927
3926301000	HANDLES AND KNOBS KG	1,007	13,305
	CHINA (TAIWAN).....	603	3,770
	JAPAN.....	379	8,377
	SINGAPORE.....	25	1,158
3926305000	FITTINGS FOR FURNITURE,COACHWORK,ETC,PLASTIC,NESOI KG	21,076	226,601
	CANADA.....	21,032	223,021
	SINGAPORE.....	44	3,580
3926400000	STATUETTES & OTHER ORNAMENTAL ARTICLES,OF PLASTIC X		1,135,920
	CHINA (TAIWAN).....		3,852
	CHINA,PEOPLE'S REP.(MAINLAND).....		1,091,772
	COLOMBIA.....		800
	GERMANY.....		2,020
	ITALY.....		15,640
	MALAYSIA.....		7,743
	MEXICO.....		1,434
	PERU.....		1,188
	SPAIN.....		10,542
	THAILAND.....		1,129
3926901000	BUCKETS & PAILS,OF PLASTIC NO	294,847	248,123
	ARGENTINA.....	23,310	12,803
	CANADA.....	9,120	1,310
	CHINA (TAIWAN).....	31,410	24,570
	FRANCE.....	614	1,867
	ITALY.....	111,826	86,424
	MEXICO.....	11,256	8,100
	SPAIN.....	91,312	86,458
	THAILAND.....	1,260	1,878
	UNITED KINGDOM OF GT BRITAIN.....	250	380
	VENEZUELA.....	14,469	24,333
3926901500	NURSING NIPPLES & PACIFIERS GRS	1,525	96,833
	SPAIN.....	12	1,108
	THAILAND.....	1,513	95,725
3926902000	ICE BAGS,DOUCHE BAGS,ETC, & FITTINGS THEREFOR X		15,383
	CHINA,PEOPLE'S REP.(MAINLAND).....		2,160
	DENMARK.....		13,223
3926902500	HANDLES & KNOBS,OF PLASTIC,NESOI KG	29,524	262,610
	BRAZIL.....	1,005	4,974
	CHINA (TAIWAN).....	11,274	64,844
	GERMANY.....	11	431
	JAPAN.....	4,072	92,691
	MEXICO.....	1,393	3,658
	NORWAY.....	9,685	83,477
	REPUBLIC OF KOREA.....	432	5,020
	SPAIN.....	1,652	7,715
3926903000	PARTS FOR YACHTS OR PLEASURE BOATS,ETC X		610
	CHINA (TAIWAN).....		610
3926903300	HANDBAGS OF BEADS,BUGLES & SPANGLES NO	6,817	10,367
	CHINA (TAIWAN).....	6,817	10,367
3926904000	IMITATION GEMSTONES X		569
	REPUBLIC OF KOREA.....		569
3926904510	O-RINGS X		8,743
	AUSTRIA.....		1,219
	CHINA (TAIWAN).....		4,850
	GERMANY.....		1,913
	SWEDEN.....		388
	SWITZERLAND.....		373

TABLE 2 - IMPORTS INTO PUERTO RICO FROM FOREIGN COUNTRIES
BY COMMODITY AND COUNTRY OF ORIGIN-FISCAL YEAR 1999

COMM-CODE	COMMODITY, COUNTRY AND UNIT OF QUANTITY	QUANTITY	VALUE-\$
3926904590	OTHER GASKETS AND WASHERS & OTHER SEALS X		125,482
	AUSTRIA.....		6,265
	BELGIUM.....		929
	BRAZIL.....		585
	CHINA (TAIWAN).....		4,155
	DENMARK.....		4,452
	FINLAND.....		6,544
	FRANCE.....		18,107
	GERMANY.....		81,185
	JAPAN.....		1,418
	MEXICO.....		1,310
	SWEDEN.....		269
	UNITED KINGDOM OF GT BRITAIN.....		283
3926905000	FRAMES OR MOUNTS FOR PHOTOGRAPHIC SLIDES X		108,257
	CHINA (TAIWAN).....		26,135
	CHINA, PEOPLE'S REP. (MAINLAND).....		78,871
	NETHERLANDS.....		708
	SPAIN.....		543
3926905500	BELTING & BELTS, FOR MACH, CONT TEXT FBR, V-BELTS KG	20	1,317
	GERMANY.....	20	1,317
3926905700	BELTING & BELTS, FOR MACH, M-M FBR PREDOM OV OTH TEX KG	43	3,783
	GERMANY.....	43	3,783
3926906090	BELTING & BELTS FOR MACHINERY, NESOI KG	13,878	43,585
	AUSTRIA.....	4	267
	CHINA (TAIWAN).....	5,013	20,744
	CHINA, PEOPLE'S REP. (MAINLAND).....	4,330	14,922
	FRANCE.....	72	912
	JAPAN.....	29	585
	MEXICO.....	5	737
	NETHERLANDS.....	16	330
	PANAMA.....	4,409	5,068
3926906510	CLOTHESPINS, SPRING TYPE, VAL <= 80 CENTS PR GROSS GRS	85,994	57,133
	CHINA, PEOPLE'S REP. (MAINLAND).....	85,994	57,133
3926906520	CLOTHESPINS, SPRING TYPE, VAL > .80, <= \$1.35 PR GROSS GRS	83,730	85,834
	CHINA, PEOPLE'S REP. (MAINLAND).....	83,730	85,834
3926906530	CLOTHESPINS, SPRING TYPE, VAL > \$1.35, <= \$1.70 PR GROS GRS	27,715	38,798
	CHINA, PEOPLE'S REP. (MAINLAND).....	27,715	38,798
3926906550	CLOTHESPINS, SPRING TYPE, VAL > \$1.70 PR GROSS GRS	109,372	399,628
	CHINA (TAIWAN).....	12,600	31,920
	CHINA, PEOPLE'S REP. (MAINLAND).....	92,370	358,278
	HONG KONG.....	4,333	9,024
	THAILAND.....	89	406
3926907000	CLOTHESPINS, NESOI GRS	94,526	98,484
	CHINA (TAIWAN).....	7,800	11,887
	CHINA, PEOPLE'S REP. (MAINLAND).....	79,226	79,871
	HONG KONG.....	7,500	8,726
3926907500	PNEUMATIC MATTRESSES & OTH INFLATABLE ART, NESOI X		74,633
	CHINA (TAIWAN).....		5,740
	CHINA, PEOPLE'S REP. (MAINLAND).....		58,102
	COLOMBIA.....		6,466
	DOMINICAN REPUBLIC.....		4,325
3926908500	FASTENERS, IN CLIPS SUIT FOR USE IN MECH ATT DEVICE X		12,196
	CHINA, PEOPLE'S REP. (MAINLAND).....		12,196
3926908700	FLEXIBLE PLASTIC DOC BINDERS WITH TABS, ROLLED FLAT X		14,954
	CHINA, PEOPLE'S REP. (MAINLAND).....		8,376
	COLOMBIA.....		3,508
	CYPRUS.....		3,070
3926909810	LABORATORY WARE X		46,116
	CANADA.....		17,395
	SPAIN.....		28,721
3926909830	LADDERS OF PLASTIC NO	2,371	167,417
	COLOMBIA.....	200	2,190
	MEXICO.....	2,171	165,227
3926909880	OTHER ARTICLES OF PLASTIC, NESOI X		4,903,373
	ARGENTINA.....		6,934
	AUSTRIA.....		960
	BELGIUM.....		1,189
	BRAZIL.....		61,769
	CANADA.....		122,317
	CHINA (TAIWAN).....		465,986

TABLE 2 - IMPORTS INTO PUERTO RICO FROM FOREIGN COUNTRIES
BY COMMODITY AND COUNTRY OF ORIGIN-FISCAL YEAR 1999

COMM-CODE	COMMODITY, COUNTRY AND UNIT OF QUANTITY	QUANTITY	VALUE-\$
	CHINA, PEOPLE'S REP. (MAINLAND).....		834,483
	COLOMBIA.....		114,917
	COSTA RICA.....		102,947
	CZECH REPUBLIC.....		161,390
	DENMARK.....		31,160
	DOMINICAN REPUBLIC.....		69,581
	ECUADOR.....		27,116
	EL SALVADOR.....		616
	FINLAND.....		459
	FRANCE.....		137,317
	GERMANY.....		355,044
	GUATEMALA.....		19,901
	HONG KONG.....		126,527
	INDONESIA.....		11,400
	IRELAND.....		10,149
	ISRAEL.....		19,978
	ITALY.....		453,513
	JAPAN.....		477,081
	MALAYSIA.....		260
	MEXICO.....		203,575
	NETHERLANDS.....		3,278
	PANAMA.....		40,142
	PERU.....		822
	PHILIPPINES.....		4,158
	PORTUGAL.....		2,730
	REP. OF SOUTH AFRICA.....		13,400
	REPUBLIC OF KOREA.....		10,245
	RUSSIA.....		5,500
	SPAIN.....		125,768
	SWEDEN.....		1,052
	SWITZERLAND.....		5,295
	THAILAND.....		7,717
	TRINIDAD & TOBAGO.....		261,758
	UNITED KINGDOM OF GT BRITAIN.....		205,354
	VENEZUELA.....		400,585
	RUBBER AND ARTICLES THEREOF..... TOTAL		46,762,907
4001290000	NATURAL RUBBER IN OTHER FORMS, NESOI KG	19,328	22,524
	DOMINICAN REPUBLIC.....	392	1,128
	THAILAND.....	18,936	21,396
4002190010	STYRENE-BUTADI RUB <=50% STYRENE BY WT DRY POLYMER KG	78,912	66,739
	CANADA.....	36,960	25,328
	INDONESIA.....	40,320	37,951
	MEXICO.....	1,632	3,460
4002200000	BUTADIENE RUBBER (BR) KG	40,340	31,053
	FRANCE.....	23,540	17,675
	REPUBLIC OF KOREA.....	16,800	13,378
4002490000	CHLOROPRENE (CHLOROBUTADIENE) RUB, EXC LATEX, NESOI KG	167,849	268,387
	GERMANY.....	28,000	69,377
	SPAIN.....	139,849	199,010
4002910000	OTHER LATEX, NESOI KG	207,285	158,643
	COLOMBIA.....	16,000	13,173
	MEXICO.....	1,261	1,179
	VENEZUELA.....	190,024	142,291
4002990000	SYNTHETIC RUB & FATICE DERIVED FROM OILS, NESOI KG	67,962	59,362
	BRAZIL.....	15,587	12,176
	JAPAN.....	115	2,941
	REPUBLIC OF KOREA.....	47,520	35,357
	UNITED KINGDOM OF GT BRITAIN.....	4,740	8,888
4004000000	WASTE OF RUB, EXC HD RUB, & POWDER OBTAIN THEREOF KG	709,719	182,372
	GERMANY.....	85,999	55,239
	NETHERLANDS.....	143,780	34,040
	VENEZUELA.....	479,940	93,093
4006905000	FORM & ARTICLE VULCANIZE RUB, EXC OF NAT RUB, NESOI KG	54	261
	CHINA (TAIWAN).....	54	261
4008111000	PLATE, SHEET & STRIP CELLULAR RUB, OF NAT RUBBER KG	21,964	24,211
	BRAZIL.....	21,964	24,211
4008115000	PLATE, SHEET & STRIP CELL RUB, EXC NAT RUB, NESOI KG	6,872	13,650
	NETHERLANDS.....	6,872	13,650

TABLE 2 - IMPORTS INTO PUERTO RICO FROM FOREIGN COUNTRIES
BY COMMODITY AND COUNTRY OF ORIGIN-FISCAL YEAR 1999

COMM-CODE	COMMODITY, COUNTRY AND UNIT OF QUANTITY	QUANTITY	VALUE-\$
4008198000	OTHR SHAPES, OF CELLULAR RBR, EX OF NAT RBR, NESOI KG	3,401	8,714
	CHINA, PEOPLE'S REP. (MAINLAND).....	3,401	8,714
4008210000	PLATES OF VULCANIZED RUB, OF NONCELLULAR RUBBER KG	11,783	18,413
	GERMANY.....	11,783	18,413
4009100000	PIPE, NT REINFORCED/COMBINE W/MATERIAL, W/O FITTIN KG	7,029	67,439
	CHINA (TAIWAN).....	4,935	26,878
	JAPAN.....	1,765	39,182
	MEXICO.....	328	1,208
	REPUBLIC OF KOREA.....	1	371
4009200000	PIPE, REINFORCED/COMBINE W/METAL ONLY, W/O FITTING KG	55,859	1,318,852
	CHINA (TAIWAN).....	739	5,195
	MEXICO.....	10	621
	NETHERLANDS.....	1,353	14,796
	THAILAND.....	8,013	24,156
	UNITED KINGDOM OF GT BRITAIN.....	45,744	1,274,084
4009300000	PIPE, REINFORCED/COMBINE W/ TEXTILES, W/O FITTINGS KG	578	11,938
	CHINA (TAIWAN).....	85	885
	GERMANY.....	3	334
	JAPAN.....	475	9,916
	UNITED KINGDOM OF GT BRITAIN.....	15	803
4009400000	PIPE, REINFORCED/COMBINE W/ MATERIAL, W/O FITTINGS KG	8,684	33,313
	CHINA (TAIWAN).....	8,684	33,313
4009500020	VULCANIZED RUBBER BRAKE HOSES W/ FITTINGS KG	1,223	18,079
	CHINA (TAIWAN).....	1,075	15,624
	JAPAN.....	148	2,455
4009500090	OTHER HOSES ETC., W/FITTINGS, EXC THOSE NOT REINFOR KG	9,075	104,279
	ARGENTINA.....	130	585
	CHINA (TAIWAN).....	2,139	27,978
	CHINA, PEOPLE'S REP. (MAINLAND).....	78	376
	FINLAND.....	2	260
	FRANCE.....	33	1,998
	GERMANY.....	1,594	10,831
	ICELAND.....	4	412
	JAPAN.....	1,088	23,523
	MEXICO.....	2,646	10,586
	NETHERLANDS.....	80	1,924
	REPUBLIC OF KOREA.....	1,266	25,435
	UNITED KINGDOM OF GT BRITAIN.....	15	371
4010121000	CONVEYR BELT/BELTNG, VUL RUB, REINF ONLY TEXT, VEG FB KG	56	5,515
	JAPAN.....	56	5,515
4010125000	CONVEYOR BELT/BELTNG, VULC RUB, MAN-MADE FBR, W >20CM KG	58,613	120,107
	CANADA.....	198	4,000
	FRANCE.....	2,960	9,336
	REPUBLIC OF KOREA.....	55,457	106,771
4010125500	CONVEYOR BELT/BELTNG, VUL RUB, TEXT COMP, MM FBR, NESO KG	13,630	55,135
	BELGIUM.....	13,630	55,135
4010129000	CONVEYR BELT/BELTG, VUL RUB, REINF ONLY TEXT MAT, NES KG	24,976	55,399
	REPUBLIC OF KOREA.....	24,976	55,399
4010195500	CONVEYOR BELT/BELTNG, <= 20CM, TEXT, MANMADE FIBER KG	1,065	48,548
	JAPAN.....	1,051	48,287
	REPUBLIC OF KOREA.....	14	259
4010199000	CONVEYOR BELT/BELTNG, VULCANIZED RUB, NESOI KG	8	988
	SWITZERLAND.....	8	988
4010213000	ENDLESS TRANSMIS BLTS(V-BELTS), CIRC >60, <=180 TEXT KG	40	412
	REPUBLIC OF KOREA.....	40	412
4010292000	TRANSMISSION BELTS/BELTING(V-BELTS/BELTNG) NESOI KG	1,236	29,764
	FRANCE.....	11	554
	GERMANY.....	6	1,349
	JAPAN.....	1,219	27,861
4010295000	TRANSMISSION BELT/BELTING, COMB WITH TEXT MAT, NESOI KG	11,043	255,547
	CHINA (TAIWAN).....	289	2,375
	GERMANY.....	46	540
	JAPAN.....	10,703	252,135
	REPUBLIC OF KOREA.....	5	497
4010299000	TRANSMISSION BELTS/BELTNG, VULCANIZED RUB, NESOI KG	3,186	85,764
	AUSTRIA.....	1	439
	BRAZIL.....	4	329
	CHINA (TAIWAN).....	114	891
	CHINA, PEOPLE'S REP. (MAINLAND).....	280	577
	GERMANY.....	142	1,432

TABLE 2 - IMPORTS INTO PUERTO RICO FROM FOREIGN COUNTRIES
BY COMMODITY AND COUNTRY OF ORIGIN-FISCAL YEAR 1999

COMM-CODE	COMMODITY, COUNTRY AND UNIT OF QUANTITY	QUANTITY	VALUE-\$
4011101000	ITALY.....	588	12,124
	JAPAN.....	953	41,550
	REPUBLIC OF KOREA.....	1,107	27,059
	SWITZERLAND.....	2	584
	UNITED KINGDOM OF GT BRITAIN.....	5	779
	RADIAL TIRES OF A KIND USED ON MOTOR CARS NO	768,974	17,021,449
	ARGENTINA.....	19,130	439,162
	AUSTRIA.....	547	15,980
	BRAZIL.....	32,418	572,684
	CANADA.....	3,804	111,900
	CHINA (TAIWAN).....	128,006	2,637,038
	CHINA,PEOPLE'S REP.(MAINLAND).....	157,094	2,457,123
	COSTA RICA.....	6,300	128,889
	FRANCE.....	608	18,198
	GERMANY.....	471	25,480
	GUATEMALA.....	302	15,202
	HUNGARY.....	22	2,313
	INDONESIA.....	7,400	185,978
	ISRAEL.....	18	1,571
	ITALY.....	2,989	147,555
	JAPAN.....	179,512	5,856,489
	MEXICO.....	9,431	233,277
	NETHERLANDS.....	1,042	58,712
	PERU.....	3,485	54,175
	POLAND.....	7,980	107,835
	REPUBLIC OF KOREA.....	194,707	3,678,982
	SPAIN.....	412	13,785
	SWEDEN.....	143	2,808
	TUNISIA.....	750	25,382
	UKRAINE.....	410	7,067
	UNITED KINGDOM OF GT BRITAIN.....	40	1,159
	VENEZUELA.....	5,909	145,347
	YUGOSLAVIA(SERBIA,MONTENEGRO).....	6,064	79,368
4011105000	PNEUMATIC TIRE, EXC RADIAL, USE MOTOR CARS, NESOI NO	108,689	2,386,442
	ARGENTINA.....	8,400	185,914
	BRAZIL.....	25,373	444,993
	CHILE.....	1,900	35,620
	CHINA (TAIWAN).....	1,550	24,811
	CHINA,PEOPLE'S REP.(MAINLAND).....	10,764	212,396
	ITALY.....	616	14,360
	JAPAN.....	700	3,500
	LUXEMBOURG.....	40	2,336
	MALAYSIA.....	2,917	76,005
	MEXICO.....	100	1,795
	PERU.....	6,074	91,110
	POLAND.....	1,590	20,819
	REP. OF SOUTH AFRICA.....	80	26,320
	REPUBLIC OF KOREA.....	821	19,205
	RUSSIA.....	50	6,083
	VENEZUELA.....	47,430	1,209,550
	YUGOSLAVIA(SERBIA,MONTENEGRO).....	284	11,625
4011201005	RADIAL TIRES,ON-THE HIGHWAY, USED ON LIGHT TRUCKS NO	21,871	1,212,578
	BRAZIL.....	230	48,935
	CHINA,PEOPLE'S REP.(MAINLAND).....	4,310	182,275
	GERMANY.....	24	2,253
	GUATEMALA.....	378	90,631
	HUNGARY.....	80	10,175
	INDONESIA.....	1,130	34,702
	ISRAEL.....	20	6,711
	JAPAN.....	2,894	222,810
	MALAYSIA.....	300	5,068
	MEXICO.....	700	30,450
	NETHERLANDS.....	153	49,910
	PERU.....	80	8,120
	REPUBLIC OF KOREA.....	5,002	224,074
	VENEZUELA.....	6,570	296,462
4011201015	RADIAL TIRES,USE ON BUS/TRUCK,ON HWY EX LT TRUCK NO	65,245	8,488,555
	BRAZIL.....	1,628	333,199
	CANADA.....	624	16,940
	CHINA (TAIWAN).....	50	6,605

TABLE 2 - IMPORTS INTO PUERTO RICO FROM FOREIGN COUNTRIES
BY COMMODITY AND COUNTRY OF ORIGIN-FISCAL YEAR 1999

COMM-CODE	COMMODITY, COUNTRY AND UNIT OF QUANTITY	QUANTITY	VALUE-\$
	CHINA, PEOPLE'S REP. (MAINLAND).....	9,739	697,158
	CZECH REPUBLIC.....	14	13,685
	HUNGARY.....	8	1,184
	INDIA.....	1,473	194,332
	ISRAEL.....	66	14,342
	JAPAN.....	23,036	3,773,351
	MALAYSIA.....	100	15,900
	MEXICO.....	930	96,082
	NETHERLANDS.....	20	1,705
	PERU.....	625	95,580
	REPUBLIC OF KOREA.....	15,997	1,992,648
	ROMANIA.....	79	19,914
	SLOVAK REPUBLIC (SLOVAKIA).....	6,356	812,785
	VENEZUELA.....	4,302	203,187
4011201025	RADIAL TIRE, USE BUS/TRUCK, OFF-HWY, RIM >=40.6 CM DIA NO	223	28,475
	SLOVAK REPUBLIC (SLOVAKIA).....	223	28,475
4011201035	RADIAL TIRES, RUB, FOR BUS/TRK OFF-HWY, <40.6CM DIAM NO	105	84,360
	ISRAEL.....	38	7,770
	JAPAN.....	67	76,590
4011205010	TIRES, EX RADL, USE BUS/TRK, ON-HWY, USED ON LT TRUCK NO	2,390	149,492
	CHINA, PEOPLE'S REP. (MAINLAND).....	1,634	81,810
	COLOMBIA.....	475	18,871
	CZECH REPUBLIC.....	10	1,355
	GUATEMALA.....	20	3,657
	JAPAN.....	28	34,698
	MEXICO.....	200	8,700
	YUGOSLAVIA (SERBIA, MONTENEGRO).....	23	2,401
4011205020	TIRES, EX RADIAL, USE BUS/TRUCK, ON HWY, EX LT TRUCK NO	11,747	944,920
	CHINA, PEOPLE'S REP. (MAINLAND).....	7,913	544,527
	COLOMBIA.....	373	49,334
	CZECH REPUBLIC.....	150	10,110
	HUNGARY.....	927	117,861
	INDIA.....	250	23,061
	MEXICO.....	180	18,291
	REPUBLIC OF KOREA.....	1,760	148,618
	SLOVAK REPUBLIC (SLOVAKIA).....	100	6,737
	THAILAND.....	84	23,372
	YUGOSLAVIA (SERBIA, MONTENEGRO).....	10	3,009
4011205030	TIRES, EX RADL, USE BUS/TRK, OFF-HWY, RIM >=40.6CM DIA NO	17	8,014
	CZECH REPUBLIC.....	17	8,014
4011205050	TIRES, EX RADL, FOR BUS/TRK, OFF-HWY, RIM <40.6CM DIAM NO	1,881	479,942
	CHINA, PEOPLE'S REP. (MAINLAND).....	1,354	43,195
	JAPAN.....	257	378,617
	THAILAND.....	270	60,130
4011400000	NEW PNEUMATIC TIRES, OF RUBBER, USED ON MOTORCYCLE NO	8,365	143,456
	CHINA (TAIWAN).....	5,170	45,999
	REPUBLIC OF KOREA.....	2,020	22,774
	UNITED KINGDOM OF GT BRITAIN.....	1,165	74,683
4011500000	NEW PNEUMATIC TIRES, OF RUBBER, USED ON BICYCLES NO	147,424	310,736
	BRAZIL.....	1,955	52,233
	CHINA (TAIWAN).....	70,269	123,292
	JAPAN.....	400	2,144
	REPUBLIC OF KOREA.....	74,800	133,067
4011911000	NEW TIRE, HERRING-BONE, FOR TRACTOR IN 8701.90.10 NO	230	72,444
	CZECH REPUBLIC.....	54	41,691
	ISRAEL.....	46	9,303
	MALAYSIA.....	130	21,450
4011915000	NEW TIRE, HERRING-BONE, EXC TRACTOR IN 8701.90.10 NO	584	71,603
	CHINA, PEOPLE'S REP. (MAINLAND).....	499	57,096
	ISRAEL.....	46	11,976
	THAILAND.....	19	2,531
4011991000	NEW TIRE, EXC HERRING-BONE TRACTOR IN 8701.90.10 NO	230	65,171
	CANADA.....	2	1,099
	CZECH REPUBLIC.....	155	52,027
	MALAYSIA.....	73	12,045
4011994000	OTHER RADIAL, EXC HERRING-BONE NO	700	2,897
	CHINA (TAIWAN).....	500	1,113
	MEXICO.....	200	1,784
4011998000	NEW PNEUMATIC TIRE, EXC HERRING-BONE, NESOI NO	19,436	217,951
	BELGIUM.....	3	47,528

TABLE 2 - IMPORTS INTO PUERTO RICO FROM FOREIGN COUNTRIES
BY COMMODITY AND COUNTRY OF ORIGIN-FISCAL YEAR 1999

COMM-CODE	COMMODITY, COUNTRY AND UNIT OF QUANTITY	QUANTITY	VALUE-\$
	BRAZIL.....	2,031	35,547
	CHINA (TAIWAN).....	3,040	11,526
	CHINA, PEOPLE'S REP. (MAINLAND).....	5,400	5,677
	CZECH REPUBLIC.....	120	37,135
	ITALY.....	1	15,988
	JAPAN.....	210	17,742
	MALAYSIA.....	2,410	7,628
	MEXICO.....	1,258	11,868
	NETHERLANDS.....	8	984
	REPUBLIC OF KOREA.....	4,055	26,328
4012104005	RETREAD TIRE, RADIAL OF RUB, USE PASSENGER CARS NO	49,807	4,306,138
	ARGENTINA.....	3,714	82,931
	CANADA.....	12,166	174,146
	CHINA, PEOPLE'S REP. (MAINLAND).....	6,139	731,362
	GERMANY.....	3,021	117,485
	INDIA.....	260	37,649
	JAPAN.....	22,124	3,002,437
	ROMANIA.....	686	66,784
	SRI LANKA.....	1,188	58,281
	THAILAND.....	599	35,103
4012104015	RETREAD TIRE RADIAL, FOR LT TRUCKS, ON-THE-HIGHWAY NO	60	4,060
	GERMANY.....	60	4,060
4012104025	RETREAD TIRE RADIAL FOR TRUCK & BUS, EXC LT TRUCKS NO	307	42,255
	DOMINICAN REPUBLIC.....	100	4,900
	GERMANY.....	77	11,143
	ISRAEL.....	130	26,212
4012108009	RETREAD TIRE, RUB, USE PASSENGER CARS, NESOI NO	4,798	14,829
	UNITED KINGDOM OF GT BRITAIN.....	4,798	14,829
4012206000	USED PNEU TIRE, EX FOR TRAC 8701.90.10, TRANS PASS/G NO	280,707	1,253,475
	GERMANY.....	143,985	720,925
	JAPAN.....	6,576	101,167
	NETHERLANDS.....	107,522	335,215
	REPUBLIC OF KOREA.....	1,535	7,675
	SPAIN.....	7,471	25,780
	SWITZERLAND.....	13,618	62,713
4012208000	USED PNEUMATIC TIRE, EXC TRACTOR 8701.90.10, NESOI NO	226,822	918,029
	BELGIUM.....	9,041	32,524
	CANADA.....	47,548	141,298
	DOMINICAN REPUBLIC.....	3,030	8,960
	GERMANY.....	148,150	563,604
	JAPAN.....	2,056	11,610
	SPAIN.....	9,501	143,955
	UNITED KINGDOM OF GT BRITAIN.....	7,296	18,078
4012901000	SOLID OR CUSHION TIRES, OF RUBBER NO	235	1,200
	COLOMBIA.....	235	1,200
4012907000	OTHER BICYCLE RIM STRIPS EXCEPT OF NATURAL RUBBER KG	750	4,121
	CHINA (TAIWAN).....	750	4,121
4012909000	INTERCHANGEABLE TIRE TREAD & TIRE FLAP, RUB, NESOI KG	7,171	19,341
	BRAZIL.....	700	2,223
	CANADA.....	1,800	5,957
	CHINA (TAIWAN).....	504	2,282
	CHINA, PEOPLE'S REP. (MAINLAND).....	60	318
	MEXICO.....	3,235	8,013
	PERU.....	872	550
4013100010	INNER TUBES, OF RUBBER, USED ON MOTOR CARS NO	7,311	69,508
	GERMANY.....	194	1,164
	MEXICO.....	6,544	45,190
	REPUBLIC OF KOREA.....	573	23,154
4013100020	INNERTUBES, OF RUBBER, USED ON TRUCKS AND BUSES NO	17,421	171,483
	ITALY.....	197	5,271
	JAPAN.....	4,358	48,778
	REPUBLIC OF KOREA.....	12,866	117,434
4013200000	INNER TUBES, OF RUBBER, OF A KIND USED ON BICYCLES NO	293,250	169,378
	CHINA (TAIWAN).....	274,950	155,946
	REPUBLIC OF KOREA.....	18,300	13,432
4013905010	MOTORCYCLE (INCLUDING MOPED), INNER TUBES OF RUBBER NO	12,765	15,892
	CHINA (TAIWAN).....	7,865	9,166
	REPUBLIC OF KOREA.....	4,900	6,726
4013905050	INNER TUBE, RUB, EXC USE MOTORCYCLE & MOPED, NESOI NO	16,161	22,686
	CHINA (TAIWAN).....	7,640	9,803

TABLE 2 - IMPORTS INTO PUERTO RICO FROM FOREIGN COUNTRIES
BY COMMODITY AND COUNTRY OF ORIGIN-FISCAL YEAR 1999

COMM-CODE	COMMODITY, COUNTRY AND UNIT OF QUANTITY	QUANTITY	VALUE-\$
	CHINA, PEOPLE'S REP. (MAINLAND).....	3,352	4,963
	MALAYSIA.....	2,500	3,708
	MEXICO.....	2,289	3,488
	REPUBLIC OF KOREA.....	400	743
4014901000	NURSING NIPPLES, OF VULCANIZE RUB, EXC HARD RUB GRS	1,069	32,925
	THAILAND.....	1,069	32,925
4014905000	HYGENIC ARTICLE, EXC NURSING NIPPLES, NESOI X		18,177
	THAILAND.....		18,177
4015110000	SURGICAL & MED GLOVE, VULCANIZE RUBBER, NESOI DPR	1,151,723	638,025
	INDONESIA.....	448,877	206,800
	MALAYSIA.....	695,848	408,957
	SRI LANKA.....	9,000	20,268
4015191010	SEAMLESS, DISPOSABLE GLOVE, VULCANIZED RUBBER DPR	1,017	853
	CHINA, PEOPLE'S REP. (MAINLAND).....	1,000	296
	GERMANY.....	17	357
4015191050	GLOVES SEAMLESS EXCEPT DISPOSABLE DPR	4,049	23,725
	CHINA (TAIWAN).....	2,000	15,090
	CHINA, PEOPLE'S REP. (MAINLAND).....	2,040	7,991
	GERMANY.....	8	374
	UNITED KINGDOM OF GT BRITAIN.....	1	270
4015195000	GLOVES OF APPAREL AND CLOTHING ACCESSORIES DPR	775	3,759
	CHINA (TAIWAN).....	300	2,730
	CHINA, PEOPLE'S REP. (MAINLAND).....	475	1,029
4015900050	ARTICLE OF APPAREL, EXC APRON, VULCANIZE RUB, NESO DOZ	1,300	47,400
	CHINA (TAIWAN).....	300	32,940
	CHINA, PEOPLE'S REP. (MAINLAND).....	1,000	14,480
4016100000	OTHER ARTICLE OF VULCANIZED RUB, OF CELLULAR RUB X		1,080
	CHINA (TAIWAN).....		1,080
4016910000	FLOOR COVERING & MAT, VULCANIZE RUB, EXC HARD RUB X		109,985
	CANADA.....		9,463
	CHINA (TAIWAN).....		5,609
	GUATEMALA.....		8,000
	REPUBLIC OF KOREA.....		1,355
	VENEZUELA.....		85,558
4016920000	ERASERS, OF VULCANIZED RUBBER, EXC HARD RUBBER X		19,513
	CHINA (TAIWAN).....		8,514
	CHINA, PEOPLE'S REP. (MAINLAND).....		6,644
	EL SALVADOR.....		2,000
	MALAYSIA.....		2,355
4016931010	O-RINGS OF A KIND USED IN AUTO GOODS OF CHAPT 87 KG	110	1,742
	CHINA (TAIWAN).....	74	825
	PERU.....	35	551
	REPUBLIC OF KOREA.....	1	566
4016931020	OIL SEALS, FOR AUTO GOODS CHAPT 87 NO	496,791	179,256
	CHINA (TAIWAN).....	412,022	151,278
	JAPAN.....	71,874	16,706
	PERU.....	11,875	9,668
	REPUBLIC OF KOREA.....	920	1,604
4016931050	GASKETS/WASHER/SEALS, FOR AUTO GOODS CHAPT 87, NESOI KG	49,553	816,732
	BELGIUM.....	352	18,120
	BRAZIL.....	1,355	11,036
	CHINA (TAIWAN).....	33,258	399,437
	CHINA, PEOPLE'S REP. (MAINLAND).....	47	691
	GERMANY.....	193	8,087
	JAPAN.....	4,521	129,363
	MEXICO.....	181	1,270
	PERU.....	2,856	27,643
	REPUBLIC OF KOREA.....	6,794	220,698
	UNITED KINGDOM OF GT BRITAIN.....	16	387
4016935010	O-RINGS EXCEPT USED IN AUTO GOODS OF CHAPT 87 KG	2,712	65,603
	BRAZIL.....	101	1,258
	CHINA (TAIWAN).....	101	340
	DENMARK.....	23	2,203
	FRANCE.....	69	1,585
	GERMANY.....	8	817
	ITALY.....	14	498
	JAPAN.....	2,155	44,348
	SWEDEN.....	240	14,189
	SWITZERLAND.....	1	355
4016935020	OIL SEALS, EX FOR AUTO GOODS, CHAP 87 NO	201,399	660,331

TABLE 2 - IMPORTS INTO PUERTO RICO FROM FOREIGN COUNTRIES
BY COMMODITY AND COUNTRY OF ORIGIN-FISCAL YEAR 1999

COMM-CODE	COMMODITY, COUNTRY AND UNIT OF QUANTITY	QUANTITY	VALUE-\$
	CHINA (TAIWAN).....	38,600	15,420
	DENMARK.....	68	27,271
	JAPAN.....	162,667	616,810
	SWEDEN.....	4	440
	UNITED KINGDOM OF GT BRITAIN.....	60	390
4016935050	GASKETS/WASHER/SEAL,EX FOR AUTO GOODS,CHAP 87,NESO KG	16,512	80,229
	AUSTRIA.....	5	524
	BRAZIL.....	5,996	18,657
	CANADA.....	980	8,800
	CHINA (TAIWAN).....	8,970	43,584
	FINLAND.....	6	481
	FRANCE.....	6	3,251
	GERMANY.....	2	291
	ITALY.....	159	710
	JAPAN.....	14	1,104
	MEXICO.....	348	567
	SPAIN.....	18	481
	SWITZERLAND.....	2	750
	UNITED KINGDOM OF GT BRITAIN.....	6	1,019
4016940000	BOAT/DOCK FENDER, INFLATABLE/NT, OF VULCANIZED RUB X		218,028
	CHINA (TAIWAN).....		1,860
	CHINA,PEOPLE'S REP.(MAINLAND).....		99,341
	JAPAN.....		116,827
4016990500	HOUSEHOLD ARTICLES, OF VULCANIZED RUBBER, NESOI X		37,141
	CHINA (TAIWAN).....		24,408
	CHINA,PEOPLE'S REP.(MAINLAND).....		12,364
	VENEZUELA.....		369
4016991500	CAPS, LIDS & OTHER CLOSURES, OF VULCANIZED RUBBER X		1,380,701
	CHINA (TAIWAN).....		6,692
	FRANCE.....		49,801
	GERMANY.....		72,638
	IRELAND.....		830
	ITALY.....		401,929
	JAPAN.....		848,811
4016992000	TOYS FOR PETS, OF VULCANIZED RUB, EXC HD RUBBER X		1,624
	UNITED KINGDOM OF GT BRITAIN.....		1,624
4016993000	VIBRATION CONT GOOD FOR VEH OF 8701-8705,NAT RUBBR X		449
	JAPAN.....		449
4016993500	ARTICLES OF VULCANIZD RUB, OF NATURAL RUBBER,NESOI X		1,049
	SPAIN.....		1,049
4016995500	VIBRATN CONTL GDS FOR VEH OF 8701-8705 EX NAT RUBB X		33,083
	CHINA (TAIWAN).....		18,260
	GERMANY.....		836
	REPUBLIC OF KOREA.....		15,664
	UNITED KINGDOM OF GT BRITAIN.....		323
4016996010	MECHANIC ARTICLE FOR MOTOR VEHICLE, VULCANIZED RUB X		146,375
	CHINA (TAIWAN).....		110,250
	GERMANY.....		881
	JAPAN.....		3,330
	REPUBLIC OF KOREA.....		2,758
	THAILAND.....		29,156
4016996050	OTHER ARTICLE VULCANIZED RUB, EXC HARD RUB, NESOI X		458,585
	CHINA (TAIWAN).....		33,027
	CHINA,PEOPLE'S REP.(MAINLAND).....		296
	COLOMBIA.....		276
	FRANCE.....		271,389
	GERMANY.....		499
	GUATEMALA.....		5,260
	JAPAN.....		124,057
	MALAYSIA.....		10,648
	MEXICO.....		828
	THAILAND.....		11,700
	UNITED KINGDOM OF GT BRITAIN.....		605
4017000000	HARD RUB IN ALL FORMS; ARTICLES OF HARD RUBBER X		23,435
	CHINA (TAIWAN).....		15,088
	CHINA,PEOPLE'S REP.(MAINLAND).....		8,349

TABLE 2 - IMPORTS INTO PUERTO RICO FROM FOREIGN COUNTRIES
BY COMMODITY AND COUNTRY OF ORIGIN-FISCAL YEAR 1999

COMM-CODE	COMMODITY, COUNTRY AND UNIT OF QUANTITY	QUANTITY	VALUE-\$
	RAW HIDES AND SKINS, LEATHER, FURSKINS AND ARTICLES THEREOF; SADDLERY AND HARNESS; TRAVEL GOODS, HANDBAGS AND SIMILAR CONTAINERS; ARTICLES OF ANIMAL GUT(OTHER THAN SILKWORM GUT)..... TOTAL		40,873,836
	RAW HIDES AND SKINS(OTHER THAN FURSKINS) AND LEATHER..... TOTAL		19,061,782
4101100000	BOV HIDES WHOLE NOV 8KG DRD/10KG DRY-SALT/14 KG FR PCS	8	416
	DOMINICAN REPUBLIC.....	8	416
4104210000	BOVINE LEATHER WITHOUT HAIR ON VEGETABLE PRETANNED M2	25,616	134,485
	DOMINICAN REPUBLIC.....	25,108	125,184
	MEXICO.....	508	9,301
4104299080	BOVINE AND EQUINE LEATHER NESOI TANNED OR RETANNED KG	251	3,892
	MEXICO.....	251	3,892
4104315020	BOV UPPR LEA FULL GRAIN NT SPLIT NT FANCY PREPARED M2	11,651	70,953
	COSTA RICA.....	462	24,068
	INDIA.....	11,189	46,885
4104315060	BOV/EQUINE SOLE LEA FULL GRAIN/SPLIT NT FANCY PREP M2	2,508	67,898
	MEXICO.....	2,508	67,898
4104316090	BOV/EQUINE LEA NESOI NT FANCY FULL GRAIN/GRN SPLIT KG	14,494	926,858
	INDIA.....	10,540	766,427
	ITALY.....	2,071	141,960
	MEXICO.....	1,883	18,472
4104318000	BOV/EQUINE LEA NESOI FANCY FULL GRAIN/GRN SPLIT M2	364,108	12,582,172
	BELGIUM.....	7,987	187,843
	DOMINICAN REPUBLIC.....	3,570	100,016
	FRANCE.....	22,403	604,871
	ITALY.....	86	16,101
	MEXICO.....	2,802	59,142
	NORWAY.....	202,314	7,097,206
	SPAIN.....	120,430	4,378,158
	UNITED KINGDOM OF GT BRITAIN.....	4,554	137,835
4104392000	BUFFALO LEATHER, NESOI, PARCHMENT DRESSED M2	26,633	1,183,076
	INDIA.....	26,633	1,183,076
4104396090	BOVINE, EQUINE LEA NOT FANCY PARCHMENT-DRESS NESOI KG	852	22,937
	DOMINICAN REPUBLIC.....	355	12,671
	MEXICO.....	264	8,658
	VENEZUELA.....	233	1,608
4104398000	BOVINE NESOI AND EQUINE LEATHER FANCY PARCHMT-DRSS M2	10,693	395,958
	SPAIN.....	10,693	395,958
4107103000	SWINE LEATHER, WITHOUT HAIR ON M2	31,543	210,721
	CHINA (TAIWAN).....	30,192	202,772
	DOMINICAN REPUBLIC.....	1,351	7,949
4107906000	LEATHER OF ANIMALS NESOI, WITHOUT HAIR ON, FANCY M2	76,077	3,418,243
	FINLAND.....	76,077	3,418,243
4108000000	CHAMMOIS (INCLUDING COMBINATION CHAMMOIS) LEATHER M2	2,101	19,080
	CHINA (TAIWAN).....	2,101	19,080
4111000000	COMPOSITION LEA, LEA FIBER IN SLABS, SHEETS, STRIP KG	5,082	25,102
	DOMINICAN REPUBLIC.....	1,530	12,583
	JAPAN.....	150	3,076
	SPAIN.....	3,402	9,443
	ARTICLES OF LEATHER; SADDLERY AND HARNESS, TRAVEL GOODS, HANDBAGS AND SIMILAR CONTAINERS; ARTICLES OF ANIMAL GUT (OTHER THAN SILKWORM GUT)..... TOTAL		21,810,544
4201003000	DOG LEASHES,COLLARS,MUZZLES,HARNESSES ETC FOR DOGS X		124,359
	CHINA (TAIWAN).....		123,384
	COLOMBIA.....		332
	FRANCE.....		271
	VENEZUELA.....		372
4201006000	SADDLERY & HARNESSES ETC FOR ANY ANIMAL, NESOI X		593,938
	CHINA (TAIWAN).....		40,669
	COLOMBIA.....		463,719
	COSTA RICA.....		2,626

TABLE 2 - IMPORTS INTO PUERTO RICO FROM FOREIGN COUNTRIES
BY COMMODITY AND COUNTRY OF ORIGIN-FISCAL YEAR 1999

COMM-CODE	COMMODITY, COUNTRY AND UNIT OF QUANTITY	QUANTITY	VALUE-\$
	GERMANY.....		1,077
	INDIA.....		67,481
	MEXICO.....		14,680
	VENEZUELA.....		3,686
4202110030	ATTACHE CASES,BRIEF CASES,ETC, SURFACE OF LEATHER NO	4,438	136,339
	ARGENTINA.....	10	323
	CHILE.....	290	18,591
	COLOMBIA.....	3,466	84,454
	FRANCE.....	51	13,046
	ITALY.....	223	10,119
	MEXICO.....	158	3,922
	SPAIN.....	240	5,884
4202110090	TRUNKS,SUITCASES,ETC, SURFACE OF LEATHER,NESOI NO	361	12,718
	COLOMBIA.....	50	1,284
	FRANCE.....	13	5,119
	ITALY.....	4	1,562
	MEXICO.....	92	2,704
	SPAIN.....	202	2,049
4202122010	ATTACHE CASES, BRIEF CASES, & SIMLR CONTNS OF PLTS NO	265	3,425
	COLOMBIA.....	260	2,065
	FRANCE.....	1	831
	ITALY.....	4	509
4202122020	TRUNKS, SUITCASES, VANITY CSSES & SMLR CTNS,PLASTIC NO	43,239	190,518
	CHINA,PEOPLE'S REP.(MAINLAND).....	42,508	170,760
	FRANCE.....	1	672
	MEXICO.....	730	19,086
4202122025	SCHOOL SATCHELS,SURFACE OF PLTS RIGID ON ALL SIDES NO	16,916	6,957
	CHINA,PEOPLE'S REP.(MAINLAND).....	16,916	6,957
4202122035	ATTACHE CASES,BRIEF CASES,ETC, OF PLASTICS, NESOI NO	47,618	83,145
	CHINA,PEOPLE'S REP.(MAINLAND).....	47,310	73,495
	COLOMBIA.....	107	949
	DOMINICAN REPUBLIC.....	150	600
	FRANCE.....	27	7,035
	ITALY.....	24	1,066
4202122050	TRUNKS, SUITCASES, VANITY CS SURFACE OF PLST,NESOI NO	5,717	151,597
	CHINA,PEOPLE'S REP.(MAINLAND).....	4,856	72,871
	FRANCE.....	131	55,358
	MEXICO.....	730	23,360
4202122085	SCHOOL SATCHELS, & SIML CNTRS SURFACE OF PLST,NESOI NO	54,241	165,706
	CHINA,PEOPLE'S REP.(MAINLAND).....	48,102	133,888
	COLOMBIA.....	1,295	25,183
	FRANCE.....	469	1,713
	HONG KONG.....	240	1,440
	ITALY.....	35	921
	SWITZERLAND.....	3,100	2,561
4202124000	TRUNKS,SUITCASES,ETC,VEG FIBER,NOT PILE,OF COTTON NO	3,584	34,077
	COLOMBIA.....	900	18,970
	EL SALVADOR.....	2,100	11,970
	SPAIN.....	584	3,137
4202126000	TRUNKS,SUITCASES,ETC,VEG FIBER,NOT PILE,NESOI NO	3,145	31,778
	PHILIPPINES.....	3,145	31,778
4202128020	ATTACHE CASES,BRIEF CASES,ETC, OF COTTON NO	2	381
	ITALY.....	2	381
4202128030	ATTACHE CASES,BRIEF CASES,ETC,OF MAN-MADE FIBERS NO	4,797	59,613
	CHINA,PEOPLE'S REP.(MAINLAND).....	4,700	56,600
	FRANCE.....	12	600
	ITALY.....	15	1,799
	MACAO.....	70	614
4202128070	TRUNKS,SUITCASES,VANITY CASE,ETC,OF MAN-MADE FIBER NO	4,980	103,074
	MACAO.....	2,060	27,154
	MEXICO.....	2,920	75,920
4202190000	TRUNKS,SUITCASES,VANITY CASES ETC,NESOI NO	6,246	45,198
	CHINA,PEOPLE'S REP.(MAINLAND).....	6,180	42,966
	MEXICO.....	66	2,232
4202213000	HANDBAGS,OF REPTILE LEATHER NO	51	1,498
	CHINA,PEOPLE'S REP.(MAINLAND).....	51	1,498
4202216000	HANDBAGS, OUTER SURFACE LEATHER,VAL NOT OVER \$20 E NO	37,973	196,385
	ARGENTINA.....	500	6,700
	CHINA,PEOPLE'S REP.(MAINLAND).....	20,952	73,396
	COLOMBIA.....	13,233	78,032

TABLE 2 - IMPORTS INTO PUERTO RICO FROM FOREIGN COUNTRIES
BY COMMODITY AND COUNTRY OF ORIGIN-FISCAL YEAR 1999

COMM-CODE	COMMODITY, COUNTRY AND UNIT OF QUANTITY	QUANTITY	VALUE-\$
	ITALY.....	539	7,258
	MEXICO.....	615	4,878
	SPAIN.....	1,384	23,170
	VENEZUELA.....	750	2,955
4202219000	HANDBAGS, OUTER SURFACE OF LEATHER, VAL OVER \$20 EA NO	4,851	258,295
	ARGENTINA.....	204	7,494
	CHILE.....	328	14,867
	COLOMBIA.....	899	24,435
	FRANCE.....	289	73,283
	ITALY.....	1,983	86,688
	MEXICO.....	64	2,110
	SPAIN.....	1,080	48,270
	SWITZERLAND.....	6	1,190
4202221500	HANDBAGS, WITH OUTER SURFACE OF PLASTIC SHEETING NO	187,759	938,190
	CHINA, PEOPLE'S REP. (MAINLAND).....	159,134	479,955
	COLOMBIA.....	269	9,536
	FRANCE.....	572	37,036
	ITALY.....	457	10,883
	JAPAN.....	40	417
	SPAIN.....	27,287	400,383
4202224020	HANDBAGS, OTR SURF TEXT, WHOLLY/PART BRAID, COTTON NO	3,495	8,272
	NICARAGUA.....	659	759
	PERU.....	2,421	1,380
	SPAIN.....	415	6,133
4202224030	HANDBAGS, OTR SURF TEX, WHO/PT BRAID, MAN-MADE FIBR NO	1,524	15,777
	CHINA, PEOPLE'S REP. (MAINLAND).....	720	1,764
	ITALY.....	426	8,464
	SPAIN.....	378	5,549
4202224500	HANDBAGS, OTR SURF TEX, NOT BRAID, NOT TUFT/PL, COTTON NO	5,448	12,169
	EL SALVADOR.....	2,000	4,800
	INDONESIA.....	2,600	3,766
	ITALY.....	129	1,682
	SPAIN.....	43	688
	THAILAND.....	676	1,223
4202226000	HANDBAG, OTR SUR TEX, EX BRAD, EX TUF/PL, VEG FBR, NES NO	2,581	10,687
	CHINA, PEOPLE'S REP. (MAINLAND).....	1,200	9,192
	NICARAGUA.....	881	1,219
	SPAIN.....	500	276
4202227000	HANDBAGS, OTR SUR TEX, EX BRAID, PILE/TFT, >=85% SILK NO	4	264
	FRANCE.....	4	264
4202228030	HANDBAGS WITH OUTER SURFACE OF COTTON, NESOI NO	4,646	13,057
	FRANCE.....	20	1,401
	INDIA.....	3,240	4,179
	ITALY.....	30	3,459
	MEXICO.....	270	2,242
	PERU.....	1,000	452
	SPAIN.....	86	1,324
4202228050	HANDBAGS, OTR SURF TEX, EX BRAID, PIL/TUFT, M-M FIBER NO	37,752	70,009
	CHINA, PEOPLE'S REP. (MAINLAND).....	7,992	24,844
	ECUADOR.....	25,508	3,750
	FRANCE.....	139	4,304
	INDONESIA.....	500	699
	ITALY.....	224	4,509
	SPAIN.....	3,389	31,903
4202228070	HANDBAGS, OTR SUR TEX, EX BRAD, PIL/TUF, OF PAPER YARN NO	704	10,390
	SPAIN.....	704	10,390
4202228080	HANDBAGS, OTR SURF TEX, EX BRAID, PIL/TUFT, NESOI NO	6,720	3,647
	ECUADOR.....	6,720	3,647
4202291000	HANDBAGS, WHOLLY/MAINLY COVRD WTH PAPER, OF PLASTIC NO	200	1,500
	PERU.....	200	1,500
4202292000	HANDBAGS, WHOLLY OR MAINLY COVD WITH PAPER, OF WOOD NO	8	415
	FRANCE.....	8	415
4202295000	HANDBAGS, WHOLLY OR MAINLY COVERED WITH PAPER, NESOI NO	436	654
	NICARAGUA.....	436	654
4202299000	HANDBAGS, NESOI NO	19,928	52,510
	CHINA, PEOPLE'S REP. (MAINLAND).....	1,762	22,514
	ECUADOR.....	9,993	5,267
	FRANCE.....	19	1,438
	INDONESIA.....	7,554	19,791
	MEXICO.....	100	1,000

TABLE 2 - IMPORTS INTO PUERTO RICO FROM FOREIGN COUNTRIES
BY COMMODITY AND COUNTRY OF ORIGIN-FISCAL YEAR 1999

COMM-CODE	COMMODITY, COUNTRY AND UNIT OF QUANTITY	QUANTITY	VALUE-\$
4202316000	REPUBLIC OF KOREA.....	500	2,500
	ARTICLES FOR POCKET OR HANDBAG, LEATHER, NOT REPTILE NO	59,347	285,601
	CHILE.....	118	2,288
	CHINA (TAIWAN).....	4,600	13,800
	CHINA, PEOPLE'S REP. (MAINLAND).....	6,588	14,644
	COLOMBIA.....	20,401	115,890
	FRANCE.....	589	47,567
	GUATEMALA.....	270	412
	INDIA.....	7,377	17,471
	ITALY.....	486	14,653
	MEXICO.....	8,739	21,582
	PANAMA.....	19	342
	PHILIPPINES.....	7,998	5,836
	SPAIN.....	1,182	31,116
4202321000	ART FOR POCKET OR HANDBAG, REINFORC OR LAM PLASTIC NO	45,170	182,267
	CHINA, PEOPLE'S REP. (MAINLAND).....	44,700	133,268
	FRANCE.....	284	22,263
	JAPAN.....	120	1,687
	SPAIN.....	66	5,041
4202322000	ART FOR POCKET OR HANDBG, OF PLASTIC SHEETING, NESOI NO	265,703	172,207
	CHINA (TAIWAN).....	1,728	2,065
	CHINA, PEOPLE'S REP. (MAINLAND).....	213,890	134,317
	COLOMBIA.....	4,554	14,495
	FRANCE.....	2,812	6,081
	HONG KONG.....	35,000	7,600
	ITALY.....	30	375
	MEXICO.....	200	540
	REPUBLIC OF KOREA.....	3,600	2,340
	SPAIN.....	3,889	4,394
	ART FOR POCKET/HANDBG, VEG FIBR, NOT PILE/TUFT, NESOI NO	4,008	10,020
4202328000	CHINA, PEOPLE'S REP. (MAINLAND).....	4,008	10,020
	ART FOR POCKET OR HANDBAG, OF COTTON NO	2,481	2,252
4202329530	INDIA.....	1,200	420
	MEXICO.....	261	1,352
4202329550	PERU.....	1,000	480
	ART FOR POCKET OR HANDBAG, OF MAN-MADE FIBERS NO	508	863
4202391000	ITALY.....	8	363
	MEXICO.....	500	500
4202391000	ARTICL FOR POCKET OR HANDBG, COVD W PAPER, OF PLASTIC NO	4,896	3,100
	CHINA, PEOPLE'S REP. (MAINLAND).....	1,440	508
	HONG KONG.....	3,456	2,592
4202910010	GOLF BAGS, OUTER SURFACE LEATHER NO	3	254
	COLOMBIA.....	3	254
4202910030	TRAVEL, SPORTS AND SIMILAR BAGS, OUTER SURF LEATHER NO	6,062	196,384
	CHILE.....	72	3,450
	CHINA, PEOPLE'S REP. (MAINLAND).....	18	255
	COLOMBIA.....	4,159	67,604
	FRANCE.....	317	91,433
	INDIA.....	1,000	1,525
	ITALY.....	391	18,884
	MEXICO.....	71	1,910
	SPAIN.....	34	11,313
	CONTAINERS, WITH OUTER SURFACE LEATHER, NESOI NO	5,155	18,285
	COLOMBIA.....	796	5,081
4202910090	FRANCE.....	36	6,359
	ITALY.....	11	1,469
	JAPAN.....	10	451
	REPUBLIC OF KOREA.....	5,300	4,650
	SPAIN.....	2	255
4202921500	TRAVEL, SPORTS & SIMILAR BAGS, OUTER SURF COTTON NO	3,170	11,959
	CHINA, PEOPLE'S REP. (MAINLAND).....	1,440	3,139
	EL SALVADOR.....	1,550	8,550
	UNITED KINGDOM OF GT BRITAIN.....	180	270
4202922000	TRAVEL, SPORTS & SIMILAR BAGS, OUTER SURF EXC COTTON NO	50,591	362,610
	CHINA, PEOPLE'S REP. (MAINLAND).....	38,709	226,026
	FRANCE.....	20	1,122
	MACAO.....	3,120	23,712
	MALAYSIA.....	8,742	111,750
4202923016	TRAVEL, SPORTS BAGS, ETC. OF COTTON NO	10,753	39,792
	CHINA, PEOPLE'S REP. (MAINLAND).....	6,480	16,452

TABLE 2 - IMPORTS INTO PUERTO RICO FROM FOREIGN COUNTRIES
BY COMMODITY AND COUNTRY OF ORIGIN-FISCAL YEAR 1999

COMM-CODE	COMMODITY, COUNTRY AND UNIT OF QUANTITY	QUANTITY	VALUE-\$
	ECUADOR.....	500	475
	EL SALVADOR.....	1,275	5,738
	FRANCE.....	1	259
4202923020	MEXICO.....	2,497	16,888
	BACKPACKS, OF MAN-MADE FIBER NO	25,185	178,949
	CHINA (TAIWAN).....	3,440	49,743
	DOMINICAN REPUBLIC.....	5,000	44,743
	ECUADOR.....	580	290
	FRANCE.....	28	780
	MACAO.....	3,270	20,111
	MEXICO.....	502	1,539
	PERU.....	203	508
	PHILIPPINES.....	3,600	15,120
	SPAIN.....	3,284	14,435
4202923031	SRI LANKA.....	5,280	31,680
	TRAVEL SPORTSBAGS, ETC, NOT BACKPACKS, MANMADE-FIBER NO	26,012	136,208
	CANADA.....	2	343
	CHINA (TAIWAN).....	520	1,398
	CHINA, PEOPLE'S REP. (MAINLAND).....	15,950	38,978
	COLOMBIA.....	451	11,921
	FRANCE.....	82	2,904
	ITALY.....	103	8,351
	MACAO.....	4,122	17,799
	MEXICO.....	500	1,975
	SPAIN.....	100	413
4202923091	THAILAND.....	4,172	52,128
	TRAVEL SPORTS BAGS, ETC, OF TEXTILE MATERIALS, NESOI NO	1,550	1,145
4202924500	ECUADOR.....	1,550	1,145
	TRAVEL SPORTS BAGS, ETC, OF PLASTIC SHEETING, NESOI NO	211,133	1,023,920
	CHINA (TAIWAN).....	1,300	10,383
	CHINA, PEOPLE'S REP. (MAINLAND).....	189,743	795,423
	COLOMBIA.....	1,842	14,957
	ECUADOR.....	1,088	891
	FRANCE.....	646	68,180
	HONG KONG.....	14,572	83,915
	ITALY.....	11	841
	MEXICO.....	1,480	37,370
	SPAIN.....	414	10,305
4202925000	UNITED KINGDOM OF GT BRITAIN.....	59	1,645
	MUSICAL INSTRUMENT CASES, OUTER SURF PLST/TEXT MATL. NO	4,288	66,145
	CHINA (TAIWAN).....	2,462	15,814
	CHINA, PEOPLE'S REP. (MAINLAND).....	1,040	34,880
	MEXICO.....	664	13,363
	THAILAND.....	102	2,108
4202926010	JEWELRY BOX & SIMIL CONT, RETAIL W CONTENTS, COTTON NO	7,296	7,113
	CHINA, PEOPLE'S REP. (MAINLAND).....	7,296	7,113
4202926091	OTHER BAGS, OF COTTON NO	322	6,776
	ITALY.....	22	611
	PORTUGAL.....	300	6,165
4202929015	OTHER, JEWELRY BOXES, & SIMIL CONT, RETAIL, W CONTEN NO	4,704	7,558
	SPAIN.....	4,704	7,558
4202929026	OTHER BAGS, OUTER SURFACE OF MAN-MADE FIBERS NO	12	288
	ITALY.....	12	288
4202929050	CASES TO PROTECT/TRANSPORT CD'S ETC, OUT SURF PLAST NO	50	410
	CHINA, PEOPLE'S REP. (MAINLAND).....	50	410
4202929060	OTH BAGS/CASES WITH OUTER SURFACE OF PLASTIC, NESOI NO	19,573	76,220
	CHINA, PEOPLE'S REP. (MAINLAND).....	13,750	50,615
	GUATEMALA.....	1,020	4,590
	INDONESIA.....	15	779
	JAPAN.....	30	659
	REPUBLIC OF KOREA.....	3,750	18,750
	THAILAND.....	1,008	827
4202991000	OTHER BAGS, COVERED WITH PAPER, OF PLASTIC NO	250,704	390,319
	CHINA, PEOPLE'S REP. (MAINLAND).....	147,010	205,027
	FRANCE.....	600	624
	HONG KONG.....	89,500	153,570
	ITALY.....	14	1,054
	SWITZERLAND.....	80	904
	THAILAND.....	13,500	29,140
4202993000	OTHER BAGS, COVD WITH PAPER, OF WOOD, LINED W TEXTIL NO	87	5,848

TABLE 2 - IMPORTS INTO PUERTO RICO FROM FOREIGN COUNTRIES
BY COMMODITY AND COUNTRY OF ORIGIN-FISCAL YEAR 1999

COMM-CODE	COMMODITY, COUNTRY AND UNIT OF QUANTITY	QUANTITY	VALUE-\$
	ITALY.....	87	5,848
4202995000	OTHER BAGS,WHOLLY OR MAINLY COVD WITH PAPER, NESOI NO	8,856	4,087
	EL SALVADOR.....	8,856	4,087
4202999000	OTHER BAGS,NESOI NO	13,845	68,612
	CHINA (TAIWAN).....	20	587
	CHINA,PEOPLE'S REP.(MAINLAND).....	5,149	31,435
	ISRAEL.....	8,628	32,296
	ITALY.....	25	3,713
	MEXICO.....	23	601
4203104085	OTH MEN'S AND BOY'S LEATHER APPAREL,NESOI NO	173	6,069
	CHINA (TAIWAN).....	120	928
	COLOMBIA.....	13	4,000
	MEXICO.....	40	1,143
4203212000	BATTING GLOVES NO	2,700	8,389
	CHINA,PEOPLE'S REP.(MAINLAND).....	2,700	8,389
4203214000	BASEBALL & SOFTBALL GLOVES,MITTS (EXCEPT BATTING) NO	3,756	45,803
	PHILIPPINES.....	2,784	41,565
	REPUBLIC OF KOREA.....	972	4,238
4203218060	OTHER GLOVES,MITTENS & MITTS,FOR SPORTS,NESOI X		15,840
	MEXICO.....		5,398
	PAKISTAN.....		10,442
4203290800	GLOVES,HORSEHIDE OR COWHIDE,ALL LEATHER,NESOI DPR	12,763	97,575
	CHINA,PEOPLE'S REP.(MAINLAND).....	12,763	97,575
4203291800	GLOVES HORSEHIDE OR COWHIDE,NOT ALL LEATHER,NESOI DPR	11,282	67,729
	CANADA.....	42	2,900
	CHINA,PEOPLE'S REP.(MAINLAND).....	10,220	59,929
	HONG KONG.....	1,000	4,900
4203293010	GLOVES & MITTENS OF LEATHER,NESOI,MEN'S NOT LINED DPR	250	4,201
	CHINA (TAIWAN).....	250	4,201
4203293020	GLOVES & MITTENS OF LEATHER,NESOI,MEN'S LINED DPR	525	7,236
	CHINA,PEOPLE'S REP.(MAINLAND).....	525	7,236
4203294000	GLOVES & MITTENS,LEATH,NESOI,NOT MEN'S,NOT LINED DPR	300	1,921
	CHINA,PEOPLE'S REP.(MAINLAND).....	300	1,921
4203295000	GLOVES & MITTENS,LEATHER,NESOI,NOT MEN'S,LINED DPR	4,800	29,640
	CHINA,PEOPLE'S REP.(MAINLAND).....	4,800	29,640
4203300000	BELTS & BANDOLIERS WITH OR WITHOUT BUCKLES X		760,190
	CHINA (TAIWAN).....		317,151
	CHINA,PEOPLE'S REP.(MAINLAND).....		79,040
	COLOMBIA.....		6,277
	DOMINICAN REPUBLIC.....		38,070
	FRANCE.....		7,296
	HONG KONG.....		30,038
	ITALY.....		7,798
	MEXICO.....		52,875
	NICARAGUA.....		2,840
	SPAIN.....		218,805
4203403000	OTHER CLOTHING ACCESSORIES,OF REPTILE LEATHER X		2,978
	ARGENTINA.....		2,978
4204006000	ARTICLES OF LEATHER,FOR MACHINERY,NESOI X		552
	DOMINICAN REPUBLIC.....		552
4205004000	LEATHER STRAPS & STROPS X		22,794
	FRANCE.....		935
	ITALY.....		4,680
	MEXICO.....		15,243
	SWITZERLAND.....		1,936
4205006000	ARTICLES OF REPTILE LEATHER, NESOI X		605
	SWITZERLAND.....		605
4205008000	ARTICLES OF LEATHER,NESOI X		49,320
	CHINA (TAIWAN).....		7,285
	COLOMBIA.....		8,222
	COSTA RICA.....		630
	DOMINICAN REPUBLIC.....		2,100
	EL SALVADOR.....		1,395
	HAITI.....		780
	ITALY.....		482
	JAPAN.....		1,260
	MEXICO.....		6,809
	PHILIPPINES.....		819
	SPAIN.....		19,538
4206103000	ARTICLES OF CATGUT,FOR MFG OF STERILE SURGICAL SUT X		14,114,028

TABLE 2 - IMPORTS INTO PUERTO RICO FROM FOREIGN COUNTRIES
BY COMMODITY AND COUNTRY OF ORIGIN-FISCAL YEAR 1999

COMM-CODE	COMMODITY, COUNTRY AND UNIT OF QUANTITY	QUANTITY	VALUE-\$
	AUSTRALIAN ISLANDS.....		7,225
	BRAZIL.....		8,033,524
	DOMINICAN REPUBLIC.....		8,073,279
	FURSKINS AND ARTIFICIAL FUR; MANUFACTURES THEREOF.....	TOTAL	1,500
4303900000	ARTICLES OF FURSKINS, NESOI.....	X	1,500
	DOMINICAN REPUBLIC.....		1,500
	WOOD AND ARTICLES OF WOOD;WOOD CHARCOAL; CORK AND ARTICLES OF CORK; MANUFACTURES OF STRAW, OF ESPARTO OR OF OTHER PLAITING MATERIALS;BASKETWARE AND WICKERWORK.....	TOTAL	79,591,607
	WOOD AND ARTICLES OF WOOD; WOOD CHARCOAL.....	TOTAL	78,757,114
4401304010	SAWDUST, NOT AGGLOMERATED.....	KG	8,335
	DOMINICAN REPUBLIC.....		5,100
4401304020	WOOD SHAVING, WHETHER OR NOT AGGLOMERATED.....	KG	25,241
	CANADA.....		25,241
4401304090	SAWDUST NESOI AND OTHER WOOD WASTE AND SCRAP NESOI.....	KG	36,936
	DOMINICAN REPUBLIC.....		36,936
4403100050	POLES/PILES/POSTS NESOI TREATED PAINT/STAIN/ETC.....	M	2,582
	CANADA.....		2,185
	GUYANA.....		397
4403200020	SOUTHERN YELLOW/PITCH ETC PINE LOG/TMBR NT TRT, RG.....	M3	25
	BRAZIL.....		25
4403200057	CEDAR NESOI LOGS/TIMBER IN THE ROUGH, NOT TREATED.....	M3	22
	GUATEMALA.....		22
4403200063	LOGS/TIMBER IN THE ROUGH CONIFEROUS NESOI NOT TRTD.....	M3	12
	GUATEMALA.....		12
4404100090	HOOPWOOD/CHIPWOOD/WOOD STICKS RGHLY TRIM ETC CONIF.....	X	49,814
	BRAZIL.....		49,814
4404200090	HOOPWOOD/CHIPWOOD/WD STICK RGHLY TRIM ETC NONCONIF.....	X	18,200
	HONDURAS.....		18,200
4407100002	WOOD SAWN LGTH TRTD OV 6MM CONIF EX FINGER-JOINTED.....	M3	11,836
	BRAZIL.....		42
	HONDURAS.....		11,894
4407100015	MIX OF SPRU/PINE/FIR WD SAW NT TRTD EX FINGER-JOIN.....	M3	68,195
	CANADA.....		68,195
4407100016	MIX W.HEMLOCK & AMABILIS FIR NT TRT EX FINGER-JOIN.....	M3	14,068
	BRAZIL.....		176
	CANADA.....		13,892
4407100019	SPRUCE NESOI WD SAW OV 6MM UNTR RGH EX FINGER-JOIN.....	M3	38,750
	CANADA.....		38,750
4407100020	SPRUCE NESOI WD OV 6MM UNTRT NESOI EX FINGER-JOINT.....	M3	3,028
	CANADA.....		3,028
4407100045	LOGS/TIMBER IN THE ROUGH CONIFEROUS NESOI NOT TRTD.....	M3	450
	HONDURAS.....		450
4407100046	PITCH PINE ETC OV6MM NOT TRT RGH EX FINGER-JOINTED.....	M3	2,748
	HONDURAS.....		2,748
4407100047	PITCH PINE ETC OV6MM NT TRT NESOI EX FINGER-JOINTD.....	M3	4,994
	BRAZIL.....		3,394
	CHILE.....		1,600
4407100048	PONDEROSA PINE OV6MM NT TREAT RGH EX FINGER-JOINTD.....	M3	1,529
	CHILE.....		1,529
4407100049	PONDEROSA PINE OV 6MM NOT TRT NESOI EX FINGER-JOINT.....	M3	1,790
	AUSTRIA.....		90
	CANADA.....		1,700
4407100052	PINE WOOD NESOI OV 6MM UNTRTD RGH EX FINGER-JOINTD.....	M3	4,536
	CHILE.....		4,536
4407100053	PINE WOOD NESOI OV 6MM UNTRT NESOI EX FINGER-JOINTD.....	M3	679
	BRAZIL.....		53
	CANADA.....		600
	HONDURAS.....		26
4407100057	DOUGLAS FIR LUMBER NT TREATD NESOI EX FINGER-JOINTD.....	M3	137

TABLE 2 - IMPORTS INTO PUERTO RICO FROM FOREIGN COUNTRIES
BY COMMODITY AND COUNTRY OF ORIGIN-FISCAL YEAR 1999

COMM-CODE	COMMODITY, COUNTRY AND UNIT OF QUANTITY	QUANTITY	VALUE-\$
4407100058	CANADA..... FIR WD SWN LNTHWS OV6MM NT TRT RGH EX FINGER-JOINT M3	137 61	16,045 15,373
	CANADA.....	60	13,273
	SPAIN.....	1	2,100
4407100064	HEMLOCK V 6MM THICK NT TRTD ROUGH EX FINGER-JOINTD M3	1,185	117,746
	CANADA.....	1,185	117,746
4407100065	HEMLOCK OV 6MM THICK, NT TRTD NESOI EX FINGER-JOIN M3	38	8,163
	CANADA.....	38	8,163
4407100069	WEST RED CEDR SWN OV6MM UNTRT NESOI EX FINGER-JOINT M3	45	24,603
	BRAZIL.....	45	24,603
4407100076	CEDAR ROUGH OV6MM UNTREATD ROUGH EX FINGER-JOINTED M3	19	11,413
	BRAZIL.....	16	9,247
	GUATEMALA.....	3	2,166
4407100077	CEDAR NESOI OV6MM UNTREATD NESOI EX FINGER-JOINTED M3	323	207,297
	BRAZIL.....	139	88,685
	PERU.....	184	118,612
4407100093	CONIFROUS NESOI SWN OV6MM UNTRT RGH EX FINGER-JOINT M3	3,308	808,033
	BRAZIL.....	73	60,119
	HONDURAS.....	3,176	733,872
	SPAIN.....	60	14,042
4407240010	BALSA WOOD SAWN LENGTHWISE, OVER 6 MM, NESOI M3	46	34,498
	BRAZIL.....	46	34,498
4407240025	MAHOGANY WOOD SAWN LENGTHWISE, OVER 6MM, ROUGH M3	949	761,704
	BRAZIL.....	508	430,608
	GUATEMALA.....	35	29,470
	NICARAGUA.....	60	31,883
	PERU.....	348	289,743
4407240030	MAHOGANY WOOD SAWN LENGTHWISE, OVER 6MM, NESOI M3	654	477,864
	BRAZIL.....	550	409,213
	HONDURAS.....	44	66,196
	SPAIN.....	60	2,455
4407240090	BABOEN & IMBUIA WOOD SAWN LNTHWS OVER 6MM, ROUGH M3	34	25,423
	BRAZIL.....	34	25,423
4407240095	BABOEN & IMBUIA WOOD SAWN LNTHWS OVER 6MM, NESOI M3	311	226,573
	BRAZIL.....	311	226,573
4407290005	TEAK WOOD SAWN LENGTHWISE, Over 6MM, ROUGH M3	60	12,826
	NICARAGUA.....	60	12,826
4407290090	TROPICAL WOOD, NESOI, ROUGH, OVER 6MM, SEE NOTE 1 M3	5,279	892,287
	BRAZIL.....	19	14,997
	CHILE.....	5,260	877,290
4407990091	NONCONIFEROUS WOOD NESOI SAWN LNTHWS OV 6MM ROUGH M3	915	333,915
	BOLIVIA.....	119	70,615
	BRAZIL.....	117	33,891
	CANADA.....	679	229,409
4407990096	NONCONIFERS WOOD NESOI SAWN LENGTHWS OV 6 MM NESOI M3	817	401,467
	BRAZIL.....	808	383,266
	NICARAGUA.....	9	18,201
4408310000	VEN/PLYWD,DRKLGHT RED MERANT & MERANTI BAKAU,<6MM M2	2,100	17,229
	MALAYSIA.....	2,100	17,229
4408390000	VEN/PLYWD SHEET SAWN LNTHWS, TROPICAL WOODS,<6MM M2	9,111	65,745
	HONDURAS.....	2,262	57,348
	INDONESIA.....	6,849	8,397
4408900080	NONCONIF NESOI VEN/PLYWD SHT LNTHWS NOV6MM N/BACK M2	1,345	28,268
	INDIA.....	1,344	24,738
	SPAIN.....	1	3,550
4408900098	NONCONIF NESOI VEN/PLYWD SHEET SAWN NOV 6MM BACKED M2	104,170	148,770
	BRAZIL.....	104,170	148,770
4409101080	WOOD SIDING NESOI, CONIFEROUS EX WESTERN RED CEDAR M2	3,166	2,675
	MEXICO.....	3,166	2,675
4409102000	WOOD FLOORING, NOT ASSEMBLED, CONIFEROUS M2	3,922	98,806
	BELGIUM.....	1,235	26,227
	BRAZIL.....	2,087	58,156
	HONDURAS.....	600	14,423
4409104000	PINE (PINUS SPP.) STANDARD WOOD MOLDING M	851,599	378,407
	BRAZIL.....	729,311	288,221
	HONDURAS.....	108,647	67,583
	SPAIN.....	13,641	22,603
4409104500	STANDARD WOOD MOLDINGS, NESOI, CONIFEROUS M	84,634	82,631
	BRAZIL.....	84,634	82,631
4409105000	WOOD MOLDINGS, NESOI, CONIFEROUS M	237,795	182,514

TABLE 2 - IMPORTS INTO PUERTO RICO FROM FOREIGN COUNTRIES
BY COMMODITY AND COUNTRY OF ORIGIN-FISCAL YEAR 1999

COMM-CODE	COMMODITY, COUNTRY AND UNIT OF QUANTITY	QUANTITY	VALUE-\$
	BRAZIL.....	212,808	153,785
	CANADA.....	2,270	7,726
	DOMINICAN REPUBLIC.....	2,019	9,446
	HONDURAS.....	16,350	9,345
	INDONESIA.....	4,350	2,202
4409109040	WOOD CONTINUOUSLY SHAPED NESOI CONIFEROUS NESOI M2	700	4,543
	HONDURAS.....	700	4,543
4409202560	WOOD FLOORING NESOI, NONCONIFEROUS M2	1,801	38,661
	BRAZIL.....	526	13,999
	CANADA.....	325	9,643
	DOMINICAN REPUBLIC.....	950	15,019
4409204000	STANDARD WOOD MOLDINGS, NONCONIFEROUS M	451,523	588,594
	BRAZIL.....	415,011	521,381
	DOMINICAN REPUBLIC.....	8,308	16,802
	HONDURAS.....	10,771	13,176
	PANAMA.....	5,642	10,120
	SPAIN.....	11,793	27,315
4409205000	WOOD MOLDINGS, NESOI, NONCONIFEROUS M	240,363	364,891
	BRAZIL.....	224,994	338,368
	HONDURAS.....	8,999	15,896
	SPAIN.....	4,237	3,378
	TRINIDAD & TOBAGO.....	2,133	7,449
4409206000	WOODEN DOWEL RODS, PLAIN, NONCONIFEROUS M	700	5,967
	BRAZIL.....	700	5,967
4409209000	WOOD CONTINUOUSLY SHAPED, NONCONIFEROUS, NESOI M3	130	83,703
	BRAZIL.....	38	27,128
	PERU.....	82	56,575
4410190020	PARTICLEBOARD, OF WOOD M3	12,670	2,282,679
	FRANCE.....	12,670	2,282,679
4410190060	BOARDS OF WOOD, NESOI M3	1,533	272,879
	ARGENTINA.....	1,284	168,309
	BRAZIL.....	68	17,825
	FRANCE.....	1	2,825
	INDONESIA.....	120	81,687
	ITALY.....	60	2,133
4410900000	PARTICLE & SIMILAR BOARD OF LIGNEOUS MAT'L NESOI M3	471	134,630
	ARGENTINA.....	471	134,630
4411110005	MED DENSITY FIBRBD >.8G/CM3 NT MECH WRKD/SURFC COVR M3	530	85,816
	ARGENTINA.....	530	85,816
4411110095	FIBRBD OV.8G/CM3 NT MECHANIC WRKD/SURF COVR NESOI M3	1,737	303,658
	ARGENTINA.....	1,452	213,471
	BRAZIL.....	285	90,187
4411192095	FIBRBOARD OV.8G/CM3 NOT SURFACE COVER EX OIL NESOI M3	105	17,100
	ARGENTINA.....	105	17,100
4411210005	MED DENSITY FIBRBD OV.5 NOV.8G/CM3 NT MECH WRKD ETC M3	45	11,624
	ARGENTINA.....	45	11,624
4411296095	FIBRBD NT SRFACE COVR DENSITY >.5/NOV.8G/CM3 NESOI M3	239	54,050
	ARGENTINA.....	239	54,050
4411390000	FIBERBOARD LIGNEOUS MAT'LS OV.35/NOV.5G/CM3 NESOI M3	154	12,684
	ARGENTINA.....	154	12,684
4411990000	FIBERBOARD, WOOD, OTHER LIGNEOUS MATERIALS, NESOI M3	408	219,212
	BRAZIL.....	29	5,286
	VENEZUELA.....	379	213,926
4412130520	PLYWD BIRCH FACE, TRPCL OUTER, ONLY WD, 3.6X1.2X2.2 M3	6	2,110
	INDONESIA.....	6	2,110
4412130540	PLYWD BIRCH/TRPRCL OUTER ONLY WD SHT NT SURF COVRD M3	71	29,625
	INDONESIA.....	71	29,625
4412132510	PLYWD SPANISH CEDAR TRPRCL WD OTR ONLY WD SHEETS M3	10,489	5,285,364
	BRAZIL.....	9,875	4,937,189
	ECUADOR.....	179	99,599
	PARAGUAY.....	415	248,576
4412134040	PLYWD MAHOGANY FACE/TRPCL WD OTR PLY WD SHEETS M3	2,258	1,141,245
	BRAZIL.....	1,500	838,572
	CHINA, PEOPLE'S REP. (MAINLAND).....	758	302,673
4412134050	PLYWD PANELS OTR PLY SPEC TROP WD, <= 3.6X1.2X2.2 M3	132	42,736
	INDONESIA.....	132	42,736
4412134060	PLYWD OTR PLY SPEC TRP WD, <6MM THICK, NT SURF COV M3	2,316	696,051
	BRAZIL.....	2,065	578,381
	INDONESIA.....	215	91,048
	PARAGUAY.....	36	26,622

TABLE 2 - IMPORTS INTO PUERTO RICO FROM FOREIGN COUNTRIES
BY COMMODITY AND COUNTRY OF ORIGIN-FISCAL YEAR 1999

COMM-CODE	COMMODITY, COUNTRY AND UNIT OF QUANTITY	QUANTITY	VALUE-\$
4412134070	PLYWD OTR PLY SPEC TROP WOOD,SURFCE COV W/ CLEAR M3	14,820	5,252,623
	BRAZIL.....	13,579	4,729,365
	CHINA (TAIWAN).....	721	283,640
	ECUADOR.....	463	210,160
	INDONESIA.....	38	17,460
	MALAYSIA.....	19	11,978
4412135030	PLYWD SEN FACE PLY TRPCL OUTER PLY WD SHEETS ONLY M3	422	168,397
	BRAZIL.....	422	168,397
4412135060	PLYWD OTR PLY TRPCL WD SHEETS WD ONLY NT SRFC COV M3	399	177,566
	BRAZIL.....	253	110,994
	INDONESIA.....	146	66,572
4412135070	PLYWD OTR PLY TRPCL WD, SHEETS WD ONLY SURFCE COV M3	58	22,180
	BRAZIL.....	58	22,180
4412136000	PLYWD OUT PLY SPEC TROP WD,SHEETS WD ONLY,NESOI M3	1,030	449,834
	BRAZIL.....	593	172,784
	CHINA,PEOPLE'S REP.(MAINLAND).....	168	60,802
	INDONESIA.....	37	9,810
	MALAYSIA.....	140	158,622
	PERU.....	92	47,916
4412139000	PLYWD, SHEETS WD ONLY, NESOI M3	276	106,403
	BRAZIL.....	276	106,403
4412142510	PLYWD SPANISH CEDAR FACE HDWD OTR ONLY WOOD SHEET M3	10,498	4,839,123
	BRAZIL.....	10,082	4,553,129
	PARAGUAY.....	324	245,050
	PERU.....	92	40,944
4412142520	PLYWD WALNUT FACE HARDWD OTR PLY WOOD SHEETS ONLY M3	27	14,785
	BRAZIL.....	27	14,785
4412143040	PLYWD MAHOGANY FACE HDWD OTR PLY WOOD SHEETS ONLY M3	391	196,759
	BRAZIL.....	349	180,633
	CHINA,PEOPLE'S REP.(MAINLAND).....	42	16,126
4412143060	PLYWD OUTER PLY HDWD SHEETS WD ONLY NT SURFACE COV M3	13,885	4,342,499
	BRAZIL.....	9,175	2,861,197
	CHINA (TAIWAN).....	216	149,590
	CHINA,PEOPLE'S REP.(MAINLAND).....	643	251,842
	COLOMBIA.....	131	29,926
	ECUADOR.....	348	104,511
	GUYANA.....	2,655	707,530
	HONG KONG.....	86	32,725
	INDONESIA.....	404	105,081
	MALAYSIA.....	86	56,332
	PERU.....	131	44,765
4412143070	PLYWD OTR PLY HARDWD, SHEETS WD ONLY SURFCE COVER M3	1,681	416,517
	BRAZIL.....	593	150,397
	MALAYSIA.....	1,068	266,120
4412145500	PLYWD OUTER PLY HARDWD, SHEETS OF WOOD ONLY, NESOI M3	80	54,300
	MALAYSIA.....	80	54,300
4412191000	PLYWD PARANA PINE FACE SFTWD OUTER, SHEETS WD ONLY M3	42	13,239
	BRAZIL.....	42	13,239
4412194019	PLYWD OTR PLIES SFTWD 1 DOUGLAS FIR ALL WD NESOI M3	2,208	635,983
	BRAZIL.....	2,208	635,983
4412194031	PLYWD 1 OUT PLY S PINE ETC 2 OUT PLIES SFTWD ROUGH M3	542	157,651
	BRAZIL.....	542	157,651
4412194039	PLYWD 1 OUT PLY S PINE ETC 2 OTR PLIES SFTW NESOI M3	5,525	1,553,821
	BRAZIL.....	5,063	1,428,812
	CHILE.....	462	125,009
4412194059	PLYWD ONE OUTER PLY AGATHIS, SOLELY WOOD, NESOI M3	134	41,598
	BRAZIL.....	42	13,394
	CHILE.....	92	28,204
4412194069	PLYWD BOTH OUTER PLIES SOFTWD WD SHEETS ONLY NESOI M3	43	14,121
	BRAZIL.....	43	14,121
4412195010	PLYWD ONE OUTER PLY DOUGLAS FIR BOTH SOFTWD, NESOI M3	645	71,619
	CANADA.....	645	71,619
4412195030	PLYWD OTR PLY LONG LEAF PINE ETC BOTH SFTWD NESOI M3	1,313	362,812
	BRAZIL.....	1,313	362,812
4412195050	PLYWOOD, BOTH OUTER PLIES OF CONIFEROUS WOOD NESOI M3	182	64,703
	BRAZIL.....	182	64,703
4412223010	PLYWD SPAN CED FACE,1 PLY TROP,NOT SURFACE COVERED M3	129	60,541
	BRAZIL.....	129	60,541
4412223040	PLYWD MAHOGANY FACE,1 PLY TROP,NOT SURFACE COVERED M3	194	93,476
	BRAZIL.....	194	93,476

TABLE 2 - IMPORTS INTO PUERTO RICO FROM FOREIGN COUNTRIES
BY COMMODITY AND COUNTRY OF ORIGIN-FISCAL YEAR 1999

COMM-CODE	COMMODITY, COUNTRY AND UNIT OF QUANTITY	QUANTITY	VALUE-\$
4412223060	PLYWD, 1 PLY TROP, OV 3.6MMX1.2MX2.2M, NT SURF COV	M3	2,101
	BRAZIL.....	1,981	712,471
	INDONESIA.....	120	860,770
4412230000	VEN PANEL, AT LEAST 1 LAY NONCON WOOD 1 LAY PART BD	M3	39
	BRAZIL.....	39	51,701
4412293510	PLYWD SPAN CED FACE, 1 PLY NONCON, NOT SURFACE COV	M3	377
	BRAZIL.....	377	12,180
4412293540	PLYWD MAHOGANY FACE, 1 PLY NONCON, NOT SURFACE COV	M3	33
	BRAZIL.....	33	171,231
4412293560	PLYWD, 1 PLY NONCON, OV 3.6MMX1.2MX2.2M, NT SURF COV	M3	683
	BRAZIL.....	641	18,318
	INDONESIA.....	42	246,893
4412924000	PLYWD 1 TROPICAL OUTER PLY, NT SRFC CVRD ETC, NESOI	M3	23
	BRAZIL.....	23	19,269
4412929090	VENEERED PANELS ETC 1 TROPICAL OUTER PLY, NESOI	M3	137
	BRAZIL.....	137	4,467
4412995500	PLYWOOD, NESOI	M3	108
	CANADA.....	70	33,842
	MALAYSIA.....	38	33,842
4412999540	VENEER PANELS, LAM WD FACE PLY VIRGINIA PINE, ETC	M3	129
	BRAZIL.....	129	38,308
4412999590	VENEERED PANELS AND SIMILAR LAMINATED WOOD, NESOI	M3	47
	BRAZIL.....	25	13,128
	CANADA.....	22	25,180
4413000000	DENSIFIED WD BLOCKS/PLATES/STRIPS/PROFILE SHAPES	KG	188
	NORWAY.....	188	45,120
4414000000	WOODEN FRAMES PAINTINGS, PHOTOGRAPHS, MIRRORS, ETC	NO	313,272
	BRAZIL.....	6,550	45,120
	CHINA (TAIWAN).....	9,497	17,161
	CHINA, PEOPLE'S REP. (MAINLAND).....	48,310	10,248
	DOMINICAN REPUBLIC.....	20,709	6,913
	MEXICO.....	7,390	2,313
	NETHERLANDS.....	712	2,313
	SPAIN.....	159,439	26,290
	SRI LANKA.....	648	103,238
	THAILAND.....	60,027	70,675
4415103000	PACKING BOXES/CASES SOLID SIDE LIDS/BOTTOMS, WOOD	NO	1,625
	BRAZIL.....	1,285	17,488
	CHILE.....	300	15,075
	JAPAN.....	40	2,962
4415208000	PALLETS, BOX-PALLETS, LOAD BOARDS, OF WOOD, NESOI	NO	236
	DOMINICAN REPUBLIC.....	236	2,962
4416003020	CASKS, BARRELS, HOGSHEADS, USED, ASSEMBLED, WOOD	NO	2,646
	VENEZUELA.....	2,646	33,737
4417002000	BROOM/MOP HANDLES >1.9CM DIAMETER >97CM LONG, WOOD	NO	2,108,525
	BRAZIL.....	738,103	451,224
	HONDURAS.....	1,352,550	168,812
	PANAMA.....	17,872	275,070
4417004000	PAINT BRUSH AND PAINT ROLLER HANDLES, OF WOOD	X	
	BRAZIL.....		7,342
	INDONESIA.....		43,497
4417008010	TOOLS HANDLES OF WOOD	X	
	BRAZIL.....		30,836
	MEXICO.....		12,661
	SPAIN.....		267,522
4417008090	TOOLS TOOL/BRUSH/BROOM BODIES SHOE LAST/TREE, WOOD	X	
	BRAZIL.....		138,012
	INDONESIA.....		40,311
	MEXICO.....		89,199
4418100000	WINDOWS, FRENCH-WINDOWS AND THEIR FRAMES, OF WOOD	NO	6,869
	BRAZIL.....	6,048	87,116
	DOMINICAN REPUBLIC.....	515	30,708
	TRINIDAD & TOBAGO.....	106	37,399
4418204000	FRENCH DOORS, OF WOOD	NO	8,177
	BRAZIL.....	8,177	19,009
4418208030	FLUSH DOORS, OF WOOD	NO	227,812
	BRAZIL.....	222,250	146,231
	INDONESIA.....	2,034	136,008
	MEXICO.....	3,050	2,338
	TRINIDAD & TOBAGO.....	478	7,885

TABLE 2 - IMPORTS INTO PUERTO RICO FROM FOREIGN COUNTRIES
BY COMMODITY AND COUNTRY OF ORIGIN-FISCAL YEAR 1999

COMM-CODE	COMMODITY, COUNTRY AND UNIT OF QUANTITY	QUANTITY	VALUE-\$
4418208080	DOORS AND THEIR FRAMES, THRESHOLDS, OF WOOD, NESOI NO	516,903	9,678,058
	BOLIVIA.....	165	28,375
	BRAZIL.....	469,329	7,853,020
	CHILE.....	23	23,331
	CHINA (TAIWAN).....	1,528	372,120
	COLOMBIA.....	78	22,337
	COSTA RICA.....	267	83,764
	DOMINICAN REPUBLIC.....	109	14,622
	INDONESIA.....	22,603	761,173
	ITALY.....	942	8,712
	MEXICO.....	6,247	261,249
	NICARAGUA.....	80	10,200
	PANAMA.....	8,733	161,572
	SPAIN.....	426	12,544
	TRINIDAD & TOBAGO.....	2,853	225,736
	VENEZUELA.....	3,520	39,304
4418300000	PARQUET PANELS, OF WOOD M2	13,541	49,919
	BRAZIL.....	12,531	35,889
	DENMARK.....	1,010	14,030
4418400000	FORMWORK (SHUTTERING) FOR CONCRETE CONSTRUCTN WOOD X		16,149
	NORWAY.....		16,149
4418500010	WESTERN RED CEDAR SHINGLES SQ	75	6,684
	CANADA.....	75	6,684
4418500050	SHAKES OF WOOD SQ	95	21,082
	BRAZIL.....	95	21,082
4418904040	FABRICATED STRUCTURAL WOOD MEMBERS, NESOI X		15,953
	BRAZIL.....		15,953
4418904090	BUILDERS' JOINERY AND CARPENTRY OF WOOD, NESOI X		967,828
	BRAZIL.....		647,733
	DOMINICAN REPUBLIC.....		3,020
	GUATEMALA.....		32,222
	HONDURAS.....		155,556
	NICARAGUA.....		120,270
	SPAIN.....		9,027
4419008000	TABLEWARE AND KITCHENWARE, OF WOOD, NESOI X		340,194
	BRAZIL.....		42,511
	CHINA (TAIWAN).....		25,753
	CHINA, PEOPLE'S REP. (MAINLAND).....		240,801
	DOMINICAN REPUBLIC.....		14,029
	HAITI.....		2,080
	ITALY.....		3,441
	MEXICO.....		4,582
	THAILAND.....		4,512
	UNITED KINGDOM OF GT BRITAIN.....		2,485
4420100000	STATUETTES AND OTHER ORNAMENTS, OF WOOD X		403,225
	BOLIVIA.....		3,974
	CHILE.....		7,836
	CHINA, PEOPLE'S REP. (MAINLAND).....		207,879
	COLOMBIA.....		4,800
	COSTA RICA.....		9,117
	DOMINICAN REPUBLIC.....		18,409
	GUATEMALA.....		5,026
	HAITI.....		16,173
	INDIA.....		13,740
	INDONESIA.....		8,650
	ISRAEL.....		29,825
	ITALY.....		6,709
	MEXICO.....		29,999
	PERU.....		8,571
	REP. OF SOUTH AFRICA.....		3,673
	SPAIN.....		28,844
4420902000	CIGAR AND CIGARETTE BOXES, OF WOOD NO	1,792	2,712
	DOMINICAN REPUBLIC.....	1,782	2,712
4420904500	JEWELRY BOXES, ETC WOOD, NOT LINED TEXTILE FABRIC NO	12,254	24,600
	HONG KONG.....	11,000	12,900
	ISRAEL.....	1,050	9,203
	PERU.....	204	2,497
4420906500	JEWELRY BOXES, ETC WOOD LINED WITH TEXTILE FABRICS KG	1,613	8,776
	CHINA, PEOPLE'S REP. (MAINLAND).....	1,613	8,776
4420908000	WOOD MARQUETRY, INLAID WOOD, CASKETS, ETC, NESOI X		66,373

TABLE 2 - IMPORTS INTO PUERTO RICO FROM FOREIGN COUNTRIES
BY COMMODITY AND COUNTRY OF ORIGIN-FISCAL YEAR 1999

COMMA-CODE	COMMODITY, COUNTRY AND UNIT OF QUANTITY	QUANTITY	VALUE-\$
	BRAZIL.....		2,295
	CANADA.....		26,250
	CHINA, PEOPLE'S REP. (MAINLAND).....		22,900
	COLOMBIA.....		3,858
	PERU.....		8,588
	UNITED KINGDOM OF GT BRITAIN.....		2,482
4421100000	CLOTHES HANGERS, OF WOOD..... X		11,971
	CHINA, PEOPLE'S REP. (MAINLAND).....		11,971
4421901500	WOOD DOWEL PINS, PLAIN, NESOI..... M	25	3,825
	BRAZIL.....	25	3,825
4421904000	WOOD BLINDS, SHUTTERS, SCREENS, SHADES, NESOI..... X		11,037
	CHINA, PEOPLE'S REP. (MAINLAND).....		11,037
4421905000	TOOTHPICKS, OF WOOD..... X		43,970
	CHINA, PEOPLE'S REP. (MAINLAND).....		43,970
4421906000	SKEWERS/CANDY STICKS & SIMILAR SMALL WARES OF WOOD..... X		71,509
	THAILAND.....		71,509
4421907040	PICKETS, PALINGS, POSTS AND RAILS, SAWN, OF WOOD..... X		79,177
	CAMEROON.....		79,177
4421908024	CLOTHESPINS SPRING-TYPE VALUED NOT OVER \$.80 GR WD..... GRS	113,901	79,902
	CHINA, PEOPLE'S REP. (MAINLAND).....	113,901	79,902
4421908027	CLOTHESPINS SPRING-TYPE WD OV \$.80 NT OV \$1.35 GR..... GRS	47,532	41,174
	CHINA, PEOPLE'S REP. (MAINLAND).....	47,532	41,174
4421908030	CLOTHESPINS SPRING-TYPE WD OV \$1.35 NT OV \$1.70 GR..... GRS	5,202	7,995
	CHINA, PEOPLE'S REP. (MAINLAND).....	5,202	7,995
4421908500	CLOTHESPINS, OF WOOD, NESOI..... GRS	38,009	32,835
	CHINA, PEOPLE'S REP. (MAINLAND).....	38,009	32,835
4421909820	PENCIL SLATS, OF WOOD..... GRS	14	2,300
	HONG KONG.....	14	2,300
4421909840	ARTICLES OF WOOD, NESOI..... X		417,144
	CANADA.....		50,596
	CHINA (TAIWAN).....		25,439
	CHINA, PEOPLE'S REP. (MAINLAND).....		181,877
	COLOMBIA.....		7,732
	DOMINICAN REPUBLIC.....		19,224
	FRANCE.....		13,801
	GERMANY.....		16,463
	HAITI.....		4,483
	HONG KONG.....		3,005
	ITALY.....		16,777
	JAPAN.....		22,200
	NETHERLANDS.....		7,255
	PHILIPPINES.....		5,344
	SINGAPORE.....		2,978
	SPAIN.....		30,108
	UNITED KINGDOM OF GT BRITAIN.....		7,804
	VENEZUELA.....		2,058
	CORK AND ARTICLES OF CORK..... TOTAL		13,639
4504105000	BLOCKS, PLATES, SHEETS, TILE ETC NESOI AGGLOM CORK..... KG	1,404	4,393
	SPAIN.....	1,404	4,393
4504900000	AGGLOMERATED CORK AND ARTICLES OF CORK, NESOI..... X		9,246
	CHINA (TAIWAN).....		2,944
	PERU.....		6,302
	MANUFACTURES OF STRAW, OF ESPARTO OR OF OTHER PLAITING MATERIALS; BASKETWARE AND WICKERWORK..... TOTAL		820,854
4601202000	MATS, MATTING AND SCREENS OF RATTAN WEBBING..... M2	30,139	56,336
	CHINA, PEOPLE'S REP. (MAINLAND).....	16,052	45,745
	HONG KONG.....	14,087	10,591
4601208000	FLOOR COVERINGS VEG MAT'L BOUND STRAND/WOVEN SHEET..... X		9,771
	CHINA (TAIWAN).....		9,771
4602100700	BASKETS/BAGS NESOI WHTR OR NOT LINED BAMBOO-WICKER..... NO	114,661	98,611
	CHINA, PEOPLE'S REP. (MAINLAND).....	80,309	89,082
	HONG KONG.....	34,352	9,529
4602100900	BASKETS/BAGS VEGETABLE MATERIAL OF BAMBOO, NESOI..... NO	100,003	31,958
	CHINA, PEOPLE'S REP. (MAINLAND).....	100,003	31,958
4602101200	BASKETS NESOI, BAGS, WILLOW, WHETHER OR NOT LINED..... NO	45,747	108,453

TABLE 2 - IMPORTS INTO PUERTO RICO FROM FOREIGN COUNTRIES
BY COMMODITY AND COUNTRY OF ORIGIN-FISCAL YEAR 1999

COMM-CODE	COMMODITY, COUNTRY AND UNIT OF QUANTITY	QUANTITY	VALUE-\$
	CHINA, PEOPLE'S REP. (MAINLAND).....	44,863	105,633
	HONG KONG.....	884	2,820
4602101400	BASKETS NESOI AND BAGS OF RATTAN/PALM LEAF-WICKERW NO	16,868	37,165
	CHINA, PEOPLE'S REP. (MAINLAND).....	16,200	27,807
	INDONESIA.....	468	9,358
4602101800	BASKETS AND BAGS OF RATTAN OR OF PALM LEAF, NESOI NO	24,568	40,890
	CHINA, PEOPLE'S REP. (MAINLAND).....	18,242	26,365
	DOMINICAN REPUBLIC.....	1,700	2,750
	INDONESIA.....	6,078	9,235
	PHILIPPINES.....	550	2,640
4602101800	BASKETS AND BAGS OF VEGETABLE MATERIAL, NESOI NO	46,532	53,635
	CHINA, PEOPLE'S REP. (MAINLAND).....	30,564	27,215
	COSTA RICA.....	3,008	2,256
	PHILIPPINES.....	12,960	24,164
4602102500	LUGGAGE, HANDBAGS, FLATGOOD NESOI RATTAN/PALM LEAF NO	370	533
	INDONESIA.....	370	533
4602102920	HANDBAGS OF VEGETABLE MATERIALS NESOI NO	31,336	120,743
	INDONESIA.....	31,037	120,445
	NICARAGUA.....	298	298
4602102940	LUGGAGE AND FLATGOODS OF VEGETABLE MATERIALS NESOI NO	2,725	7,829
	CHINA, PEOPLE'S REP. (MAINLAND).....	1,776	4,795
	INDONESIA.....	11	1,458
	NEPAL.....	938	1,578
4602103500	WICKERWORK, ARTICLES NESOI BAMBOO/RATTAN/WILLOW/WD X		124,074
	CHINA, PEOPLE'S REP. (MAINLAND).....		22,080
	DOMINICAN REPUBLIC.....		101,994
4602104500	WICKERWORK OF BAMBOO/RATTAN/WILLOW/WOOD, NESOI X		51,943
	CHINA (TAIWAN).....		13,110
	CHINA, PEOPLE'S REP. (MAINLAND).....		36,502
	INDONESIA.....		2,331
4602106000	WICKERWORK/OTHR ARTCLS VEG MATRL, NESOI, WICKERWORK X		28,524
	PHILIPPINES.....		28,524
4602108000	BASKETWORK AND OTHR ARTCL OF VEGETALBE MATRL NESOI X		47,614
	CHINA, PEOPLE'S REP. (MAINLAND).....		47,614
4602300000	BASKETWORK/OTHR ARTCL OF NON-VEGETALBE MATRL NESOI X		2,675
	COSTA RICA.....		2,675
	PULP OF WOOD OR OF OTHER FIBROUS CELLULOSIC MATERIAL; WASTE AND SCRAP OF PAPER OR PAPERBOARD; PAPER AND PAPERBOARD AND ARTICLES THEREOF..... TOTAL		142,817,785
	PAPER AND PAPERBOARD; ARTICLES OF PAPER PULP, OF PAPER OR OF PAPERBOARD..... TOTAL		120,155,737
4801000020	NEWSPRINT PAPER, STANDARD, IN ROLLS OR SHEETS T	126,960	62,678,763
	BELGIUM.....	25	14,166
	CANADA.....	124,761	61,572,151
	DOMINICAN REPUBLIC.....	420	191,878
	FINLAND.....	47	40,820
	GERMANY.....	49	39,194
	RUSSIA.....	1,658	820,554
4801000040	NEWSPRINT OTHER THAN STANDARD, IN ROLLS OR SHEETS T	1,704	952,856
	CANADA.....	1,494	841,752
	GERMANY.....	27	22,682
	MEXICO.....	49	20,984
	RUSSIA.....	134	67,438
4802521000	WRITING PPR UNCTD NOV 10% MECH 40-150G/M2 ROLL/SHT KG	276,873	512,467
	AUSTRIA.....	3,481	3,538
	BRAZIL.....	91,487	65,333
	DOMINICAN REPUBLIC.....	1,963	3,745
	FRANCE.....	146,254	401,274
	GERMANY.....	33,511	34,186
	ITALY.....	177	4,391
4802529000	PPR/PRBRD UNCTD NOV 10% MCH NESOI 40-150G/M2 RL/SH KG	465,809	431,787
	AUSTRIA.....	26,917	27,106
	BRAZIL.....	38,056	26,246
	CANADA.....	19,797	9,857
	FINLAND.....	38,470	30,254

TABLE 2 - IMPORTS INTO PUERTO RICO FROM FOREIGN COUNTRIES
BY COMMODITY AND COUNTRY OF ORIGIN-FISCAL YEAR 1999

COMM-CODE	COMMODITY, COUNTRY AND UNIT OF QUANTITY	QUANTITY	VALUE-\$
	FRANCE.....	19,907	57,531
	GERMANY.....	40,367	39,850
	VENEZUELA.....	282,295	241,043
4802531000	WRITING PPR UNCTD NOV 10% MECH OV 150G/M2 ROLL/SHT KG	13,710	13,927
	AUSTRIA.....	13,710	13,927
4802532000	DRAWING PPR UNCTD NOV 10% MECH OV 150G/M2 ROLL/SHT KG	20,232	14,042
	INDONESIA.....	20,232	14,042
4802539080	PPR/PPBRD UNCTD NOV 10% MCH NESOI OV 150G/M2 RL/SH KG	21,527	15,220
	BRAZIL.....	21,527	15,220
4802601000	WRITING PPR/COVER PPR UNCTD OV 10% MECH FBR RL/SHT KG	15,805	18,573
	AUSTRIA.....	12,992	15,147
	GERMANY.....	2,813	3,426
4802602000	DRAWING PAPER UNCOATED OV 10% MECH FBRs ROLL/SHEET KG	79,498	75,836
	GERMANY.....	79,498	75,836
4802608000	PPR/PPRBOARD UNCTD OV 10% MECH FBRs NESOI ROLL/SHT KG	8,706,290	7,264,837
	AUSTRIA.....	300,384	281,828
	BRAZIL.....	2,102,959	1,489,803
	DOMINICAN REPUBLIC.....	164,025	123,448
	FINLAND.....	2,923,845	2,974,280
	GERMANY.....	225,241	171,297
	NETHERLANDS.....	141,207	136,839
	NORWAY.....	2,823,839	2,069,466
	VENEZUELA.....	24,790	18,176
4803002000	CELLULOSE WADDING IN ROLL/RECTANGULAR SHEET OV 39CM KG	521,183	518,503
	CANADA.....	12,701	23,351
	COLOMBIA.....	10,725	14,138
	NETHERLAND ANTIL. EXC ARUBA.....	5,998	2,440
	VENEZUELA.....	491,739	478,574
4803004000	TOILET/ETC STOCK PPR HSEHLD/SANTRY ROLL/SH OV 36 C KG	939,289	810,921
	MEXICO.....	47,980	47,497
	VENEZUELA.....	891,309	763,424
4804110000	KRAFTLINER, UNCOATED UNBLEACHED IN ROLLS OR SHEETS KG	764,888	290,863
	CANADA.....	69,573	30,792
	VENEZUELA.....	695,293	260,071
4804290000	SACK KRAFT PAPER UNCOATED BLEACHED IN ROLLS/SHEETS KG	361,844	312,088
	CANADA.....	361,844	312,088
4804314020	KRAFT BAG/SACK PPR UNCTD UNBLCH 150G/M2/LESS RL/SH KG	20,958	20,670
	CANADA.....	20,958	20,670
4804314040	KRAFT WRAPPING PPR UNCTD NESOI UNBLCH 150G/M2/LESS KG	21,253	26,890
	MEXICO.....	21,253	26,890
4804394040	KRAFT WRAPPING PPR UNCTD NESOI BLCHD 150G/M2/LESS KG	129,957	289,583
	ARGENTINA.....	11,844	22,689
	BRAZIL.....	58,036	130,535
	CHINA, PEOPLE'S REP. (MAINLAND).....	8,763	8,858
	ITALY.....	48,778	118,551
	REPUBLIC OF KOREA.....	1,618	6,348
	SWEDEN.....	918	4,804
4804396040	KRAFT PPR/PPRBRD UNCTD NESOI BLCHD 150G/M2 OR LESS KG	739,488	486,891
	RUSSIA.....	67,865	36,520
	SWEDEN.....	1,693	9,489
	VENEZUELA.....	869,928	440,682
4804414000	KRFT PPR/PPRBRD UNCTD NESOI UNBLCHD OV 150<225G/M2 KG	1,500	3,540
	CHINA, PEOPLE'S REP. (MAINLAND).....	1,500	3,540
4804510000	KRFT PPR/PPRBRD UNCTD UNBLCHD 225G/M2/MORE RLL/SHT KG	898,780	440,040
	GERMANY.....	43,399	33,756
	VENEZUELA.....	845,381	406,284
4805100000	SEMICHEMICAL FLUTNG PPR (CORRUGATNG MED) UNCTD RLL KG	7,105,042	2,147,150
	CANADA.....	6,730,881	2,024,057
	VENEZUELA.....	374,161	123,093
4805290020	FOLDING CARTON BRD UNCTD NESOI MULTIPLY UNBLCHD RLL KG	40,087	32,070
	CANADA.....	40,087	32,070
4805290040	PPR/PPRBRD UNCTD NESOI MULTIPLY UNBLCHD, ROLL/SHTS KG	421,821	254,170
	ARGENTINA.....	89,532	61,207
	REP. OF SOUTH AFRICA.....	244,036	146,837
	RUSSIA.....	88,253	48,126
4805604000	WRAPPING PPR EX KRAFT, UNCTD 150G/M2/LESS ROLL/SHT KG	369	3,629
	COLOMBIA.....	369	3,629
4805804060	LINERBRD EX KRFT >80% CHEM SULFATE WDPL 225G/M2 > KG	26,772	21,231
	GERMANY.....	26,772	21,231
4805804090	PAPER/PPRBOARD NESOI UNCTD 225G/M2 >, ROLLS/SHEETS KG	45,145	50,288

TABLE 2 - IMPORTS INTO PUERTO RICO FROM FOREIGN COUNTRIES
BY COMMODITY AND COUNTRY OF ORIGIN-FISCAL YEAR 1999

COMM-CODE	COMMODITY, COUNTRY AND UNIT OF QUANTITY	QUANTITY	VALUE-\$
4806200000	GERMANY..... GREASEPROOF PAPER (AS MANUFACTURED) IN ROLLS/SHEET KG	45,145 179,526	50,288 305,983
	NORWAY..... SWEDEN.....	36,724 142,802	62,787 243,196
4806300000	TRACING PAPERS IN ROLLS OR SHEETS KG	234	3,251
4806400000	JAPAN..... GLASSINE & OTH GLAZED TRANSPARENT/TRANSLUCENT PAPER KG	234 852	3,251 2,047
	CHINA (TAIWAN).....	852	2,047
4807904000	PPR/PBRD, COMPOSITE, NESOI NT SURFACE-COLORED ETC KG	19,037,831	7,227,396
	CANADA.....	180,967	122,687
	VENEZUELA.....	18,856,864	7,104,709
4808906000	PAPER & PPRBOARD NESOI, PERFORATED IN ROLLS/SHEETS KG	84,071	57,325
	COLOMBIA.....	84,071	57,325
4809102000	CARBON/SIMLR COPYING PPR NOV 15G/M2 RLL/SHT OV 36C KG	19,471	32,595
	GUATEMALA.....	19,471	32,595
4809104000	CARBON/SIMLR COPYING PPR OVR 15G/M2 RLL/SHT OV 36C KG	118,058	121,122
	NETHERLANDS.....	37,373	51,925
	VENEZUELA.....	80,685	69,197
4809204000	SELF-COPY PAPER EX WRITING IN ROLLS/SHEETS OV 36CM KG	68	2,050
	UNITED KINGDOM OF GT BRITAIN.....	68	2,050
4809908000	COPYING/TRANSFER PAPERS NESOI IN ROLL/SHTS OV 36 C KG	2,228	59,860
	HONG KONG.....	191	7,200
	UNITED KINGDOM OF GT BRITAIN.....	2,037	52,660
4810112040	BASIC PPR SENSTZD PHOTOGRPHY CLAY CTD, 150G/M2/LSS M2	76,112	26,963
	INDONESIA.....	76,112	26,963
4810119000	PPR/PBRD WRITNG ETC NESOI CLAY CTD NOV 150G/M2 ETC KG	327,820	304,957
	AUSTRIA.....	10,027	9,935
	BELGIUM.....	25,292	23,592
	FINLAND.....	39,438	33,682
	GERMANY.....	81,269	79,422
	INDONESIA.....	83,566	108,938
	RUSSIA.....	88,228	49,388
4810120000	PPR/PBRD WRITING ETC NESOI CLAY CTD OV 150G/M2 ETC KG	267,047	273,821
	AUSTRIA.....	7,511	7,427
	FINLAND.....	35,367	36,347
	SWITZERLAND.....	40,268	39,740
	UNITED KINGDOM OF GT BRITAIN.....	85,011	130,540
	VENEZUELA.....	98,890	59,767
4810210000	PAPER, LIGHT-WGH COATED WRITING ETC OVER 10% MECH KG	699,628	668,885
	BRAZIL.....	476,260	448,357
	FINLAND.....	156,598	149,472
	JAPAN.....	66,768	71,056
4810290000	PPR/PBRD EX LIT-WGH WRITNG ETC CLAY CTD OV 10% MEC KG	112,686	121,887
	AUSTRIA.....	27,137	28,526
	BRAZIL.....	23,247	21,420
	FINLAND.....	51,924	60,936
	GERMANY.....	10,378	11,005
4810310060	KRFT PPR/PBRD CLAY CTD BLCH NESOI 150G/M2/LESS RLS KG	104,301	188,384
	GERMANY.....	33,001	47,543
	NORWAY.....	71,300	120,821
4810320060	KRFT PPR/PBRD CLAY CTD BLCHD NESOI OV 150G/M2 RLLS KG	35,807	62,093
	NORWAY.....	35,807	62,093
4810990000	PPR/PBRD EX KRFT/GRPHIC CLAY CTD NESOI ROLLS/SHEET KG	1,778,302	1,030,158
	CANADA.....	1,482	3,631
	GERMANY.....	21,389	16,636
	REP. OF SOUTH AFRICA.....	18,378	10,128
	VENEZUELA.....	1,737,055	999,763
4811100000	PPR/PBR COATD/IMPREG WTH TAR BITUMEN/ASPHALT NESOI KG	480	9,908
	BRAZIL.....	480	9,908
4811290000	PPR/PBRD, GUMMED OR ADHESIVE, NESOI, ROLLS/SHEETS KG	870	5,878
	CHINA (TAIWAN).....	870	5,878
4811312050	PPR/PBRD NESOI CTD/MPG/COV PLASTICS BLCH .3MM>THK KG	1	2,362
	COLOMBIA.....	1	2,362
4811392000	PRINTING PPR CTD/MPG/COV PLASTIC W/N BLC 150G/M2< KG	296,787	292,184
	FRANCE.....	36,827	69,548
	SPAIN.....	259,960	222,646
4811394040	PPR/PBRD NESOI CTD/MPG/COV PLASTIC 150G/M2<, RLLS KG	505	3,295
	GERMANY.....	505	3,295
4811400000	PPR/PBRD CTD/MPG/COV WTH WAX/STEARIN ETC RLL/SHTS KG	1,812	8,685
	GERMANY.....	1,812	8,685

TABLE 2 - IMPORTS INTO PUERTO RICO FROM FOREIGN COUNTRIES
BY COMMODITY AND COUNTRY OF ORIGIN-FISCAL YEAR 1999

COMM-CODE	COMMODITY, COUNTRY AND UNIT OF QUANTITY	QUANTITY	VALUE-\$
4811808000	PPR/PBRD CELLULOSE ETC COATED ETC OV 30G/M2, NESOI KG	275,935	329,355
	BRAZIL.....	65,807	54,947
	COLOMBIA.....	4,824	13,183
	FINLAND.....	61,542	101,153
	INDONESIA.....	81,490	89,972
	MEXICO.....	1,594	9,115
	SPAIN.....	80,578	80,975
4812000000	FILTER BLOCKS, SLABS AND PLATES, OF PAPER PULP KG	247	2,892
	UNITED KINGDOM OF GT BRITAIN.....	247	2,892
4813100000	CIGARETTE PAPER IN THE FORM OF BOOKLETS OR TUBES KG	2,647	63,767
	SPAIN.....	2,647	63,767
4816100000	CARBON & SIMLR COPYING PAPERS, CUT TO SIZE/SHAPE KG	44,633	109,113
	MEXICO.....	43,693	85,153
	UNITED KINGDOM OF GT BRITAIN.....	940	23,980
4816200000	SELF-COPY PAPER, CUT TO SIZE OR SHAPE KG	164,694	212,659
	SPAIN.....	164,694	212,659
4816300000	DUPLICATOR STENCILS OF PAPER KG	301	7,260
	UNITED KINGDOM OF GT BRITAIN.....	301	7,260
4816900000	TRANSFER PPRS CUT TO SIZE/SHAPE & PPR OFFSET PLATE KG	2,838	11,203
	MEXICO.....	2,838	11,203
4817100000	ENVELOPES OF PAPER/PAPERBOARD, FOR CORRESPONDENCE THS	6,204	71,407
	CANADA.....	25	3,580
	COSTA RICA.....	500	8,995
	DOMINICAN REPUBLIC.....	10	3,500
	SPAIN.....	5,669	55,332
4817204000	PPR/PBRD LTTR CARD/PLAIN POSTCARD/CORRS CARD NESOI KG	9,884	15,184
	BRAZIL.....	9,884	15,184
4817300000	PPR/PBRD BOXES/POUCHES/ETC CONT ASSORTMNT STATNERY KG	25,575	47,122
	CHINA, PEOPLE'S REP. (MAINLAND).....	11,851	25,866
	COLOMBIA.....	284	3,112
	HONG KONG.....	13,440	18,144
4818100000	TOILET PAPER KG	2,180,283	2,784,975
	CANADA.....	304,461	540,598
	COLOMBIA.....	120,974	150,088
	COSTA RICA.....	988,658	1,284,570
	GRENADA.....	12,824	21,805
	MEXICO.....	494,660	488,088
	NETHERLAND ANTIL. EXC ARUBA.....	14,260	4,861
	VENEZUELA.....	246,648	294,965
4818200020	TOWELS OF PAPER PULP/PAPER/CELLULOSE WADDING/WEBS KG	107,285	100,054
	CANADA.....	9,626	10,929
	COLOMBIA.....	14,863	22,507
	MEXICO.....	4,898	8,485
	NETHERLAND ANTIL. EXC ARUBA.....	35,689	12,881
	SPAIN.....	349	3,600
	VENEZUELA.....	42,040	41,572
4818200040	HANDKERCHIEFS & CLEANSING/FACIAL TISSUES PAPER ETC KG	216,717	727,164
	COLOMBIA.....	2,735	14,348
	HONG KONG.....	1,249	6,800
	NORWAY.....	1,460	3,421
	TRINIDAD & TOBAGO.....	162,622	631,736
	VENEZUELA.....	48,651	70,859
4818300000	TABLECLOTHS & TABLE NAPKINS OF PAPER, PPR PULP ETC KG	1,154,470	1,220,906
	CANADA.....	11,145	17,063
	COSTA RICA.....	639,472	708,068
	DOMINICAN REPUBLIC.....	179,989	138,300
	VENEZUELA.....	323,864	359,475
4818402000	SANITARY NAPKN/TAMPONS, DIAPERS, LNR ETC PAPER PULP KG	352,134	1,553,645
	CANADA.....	67,045	370,244
	COSTA RICA.....	1,455	9,209
	MEXICO.....	3,324	8,250
	PANAMA.....	42,298	222,489
	TRINIDAD & TOBAGO.....	238,012	943,453
4818404010	SANITARY NAPKINS/TAMPONS EX PPR PULP, OF PAPER ETC KG	848,227	2,949,444
	CANADA.....	94,709	632,000
	COLOMBIA.....	337,657	854,286
	MEXICO.....	2,264	5,934
	TRINIDAD & TOBAGO.....	413,597	1,457,224
4818404030	DIAPERS & DIAPER LINERS EX PAPER PULP OF PAPER ETC KG	219,634	551,778
	MEXICO.....	219,634	551,778

TABLE 2 - IMPORTS INTO PUERTO RICO FROM FOREIGN COUNTRIES
BY COMMODITY AND COUNTRY OF ORIGIN-FISCAL YEAR 1999

COMM-CODE	COMMODITY, COUNTRY AND UNIT OF QUANTITY	QUANTITY	VALUE-\$
4818404060	SANITARY ARTICLES NESOI OF PAPER, CELLULOS WAD/WEB KG	5,750	18,069
	COLOMBIA.....	1,967	6,322
	MEXICO.....	3,783	11,747
4818500000	ARTCLS OF APPAREL/CLOTHING ACCESSORS OF PAPER ETC KG	257,135	887,828
	HAITI.....	41,177	113,752
	TRINIDAD & TOBAGO.....	215,958	774,074
4818900000	BED SHEETS & SIMLR HOUSEHLD/HOSPITAL ART PPR NESOI KG	17,962	30,942
	CANADA.....	16,905	24,709
	CHINA (TAIWAN).....	1,057	6,233
4819100020	SANITARY FOOD & BEV CNTNRS, CORRUGATED PPR/PPRBRD KG	199,494	230,228
	DOMINICAN REPUBLIC.....	62,227	84,889
	GUATEMALA.....	39,738	51,482
	VENEZUELA.....	97,529	93,877
4819100040	CARTONS/BOXES/CASES OF CORRUGATED PPR/PBRD, NESOI KG	1,034,509	2,028,440
	CANADA.....	12,738	52,919
	CHINA, PEOPLE'S REP. (MAINLAND).....	4,659	12,471
	COSTA RICA.....	10,296	17,304
	DOMINICAN REPUBLIC.....	251,804	876,722
	ECUADOR.....	4,570	9,660
	EL SALVADOR.....	120,092	282,080
	FRANCE.....	701	4,562
	GUATEMALA.....	9,903	26,939
	HONDURAS.....	7,068	15,141
	ISRAEL.....	397,546	547,272
	NETHERLANDS.....	2,351	3,963
	UNITED KINGDOM OF GT BRITAIN.....	5,710	23,918
	VENEZUELA.....	207,071	155,489
4819200020	SANITARY FOOD & BEV CNTNRS NON-CORRUGATED PPR/PBRD KG	821,656	1,027,848
	GUATEMALA.....	13,559	24,470
	TRINIDAD & TOBAGO.....	517,330	789,731
	VENEZUELA.....	290,767	203,647
4819200040	FLDNG CRTNS/BOXES/CASES OF NON-CORRUGATED PR NESOI KG	879,393	2,167,408
	BELGIUM.....	994	18,190
	CANADA.....	23,764	58,267
	CHINA, PEOPLE'S REP. (MAINLAND).....	16,480	16,775
	COSTA RICA.....	52,675	332,226
	DOMINICAN REPUBLIC.....	207,963	221,259
	ECUADOR.....	10,611	13,272
	EL SALVADOR.....	9,166	59,377
	FRANCE.....	1,813	30,941
	GERMANY.....	34,573	420,115
	GUATEMALA.....	15,228	26,697
	IRELAND.....	2,073	33,874
	ISRAEL.....	4,752	13,232
	ITALY.....	171	4,924
	MEXICO.....	216,762	484,222
	SPAIN.....	3,126	13,610
	SWEDEN.....	11,970	55,588
	SWITZERLAND.....	3,216	46,687
	TRINIDAD & TOBAGO.....	544	2,602
	UNITED KINGDOM OF GT BRITAIN.....	23,375	114,201
	VENEZUELA.....	240,137	201,349
4819300020	SHIPPING SACKS/MULTIWALL BAGS BASE WIDTH 40CM, PPR KG	759,340	995,446
	BRAZIL.....	55,740	59,800
	COSTA RICA.....	683,893	908,447
	EL SALVADOR.....	10,635	12,899
	SPAIN.....	9,072	14,300
4819300040	SACKS & BAGS, BASE WIDTH OF 40CM/MORE, PAPER NESOI KG	142,926	256,785
	BRAZIL.....	55,740	74,480
	CHINA, PEOPLE'S REP. (MAINLAND).....	9,062	20,413
	COSTA RICA.....	70,330	93,642
	EL SALVADOR.....	1,137	2,970
	GUATEMALA.....	1,947	11,868
	SPAIN.....	4,710	53,412
4819400020	SHIPPING SACKS/MULTIWALL BAGS BASE WIDTH <40CM, PP KG	543,287	818,191
	BRAZIL.....	13,383	8,932
	COSTA RICA.....	73,000	88,311
	EL SALVADOR.....	456,904	720,948
4819400040	SACKS & BAGS, CONES, BASE WIDTH <40CM, PAPER NESOI KG	607,401	525,489
	CHINA, PEOPLE'S REP. (MAINLAND).....	18,267	55,493

TABLE 2 - IMPORTS INTO PUERTO RICO FROM FOREIGN COUNTRIES
BY COMMODITY AND COUNTRY OF ORIGIN-FISCAL YEAR 1999

COMM-CODE	COMMODITY, COUNTRY AND UNIT OF QUANTITY	QUANTITY	VALUE-\$
	COLOMBIA.....	12,382	7,800
	DOMINICAN REPUBLIC.....	6,714	9,016
	EL SALVADOR.....	9,852	88,180
	FRANCE.....	112	2,373
	HONG KONG.....	5,810	28,284
	ITALY.....	3,214	18,002
	ROMANIA.....	132	2,320
	VENEZUELA.....	550,918	318,021
4819502000	SANITARY FOOD & BEV CNTRS OF PAPER, P/BRD ETC NESO KG	16,889	28,378
	DOMINICAN REPUBLIC.....	4,551	15,385
	VENEZUELA.....	12,338	12,991
4819504040	RIGID BOXES & CARTONS OF PAPER/PAPERBOARD, NESOI KG	13,500	13,465
	DOMINICAN REPUBLIC.....	13,500	13,465
4819504060	PACKING CONTAINERS NESOI OF PAPER, PPRBRD, ETC KG	64,471	118,953
	BELGIUM.....	175	5,813
	CHINA, PEOPLE'S REP. (MAINLAND).....	373	2,669
	DOMINICAN REPUBLIC.....	60,012	80,352
	EL SALVADOR.....	3,911	30,319
4819600000	BOX FILES/LTR TRAY/STORAGE BOX ETC, OFFICE/SHOPS KG	31,250	89,894
	CHINA, PEOPLE'S REP. (MAINLAND).....	24,451	44,574
	COLOMBIA.....	6,799	45,320
4820102010	DIARIES AND ADDRESS BOOKS, OF PAPER OR PAPERBOARD NO	335,681	440,450
	CHINA (TAIWAN).....	37,536	5,602
	CHINA, PEOPLE'S REP. (MAINLAND).....	5,000	2,150
	COLOMBIA.....	85,538	380,883
	COSTA RICA.....	3,249	8,238
	FRANCE.....	94	7,440
	HONG KONG.....	20,088	5,635
	JAPAN.....	3,230	8,041
	UNITED KINGDOM OF GT BRITAIN.....	602	2,658
	VENEZUELA.....	170,344	20,003
4820102020	MEMORANDUM PADS, LETTER PADS AND SIMILAR ARTICLES NO	280,243	78,384
	CANADA.....	410	4,900
	JAPAN.....	330	2,189
	UNITED KINGDOM OF GT BRITAIN.....	255	2,529
	VENEZUELA.....	279,248	68,746
4820102050	NOTEBOOKS, OF PAPER OR PAPERBOARD NO	9,505,474	5,482,820
	BRAZIL.....	91,227	23,737
	CHINA, PEOPLE'S REP. (MAINLAND).....	1,200	31,086
	COLOMBIA.....	6,675,770	4,083,046
	DOMINICAN REPUBLIC.....	118,818	94,421
	ECUADOR.....	39,772	16,208
	HONG KONG.....	2,016	3,858
	VENEZUELA.....	2,578,871	1,230,464
4820104000	REGISTERS AND ACCOUNT BOOKS, OF PAPER/ PAPERBOARD NO	100	2,400
	COLOMBIA.....	100	2,400
4820200000	EXERCISE BOOKS, OF PAPER OR PAPERBOARD NO	819,377	317,447
	BRAZIL.....	9,360	5,410
	MEXICO.....	3,121	22,723
	VENEZUELA.....	806,896	289,314
4820300020	LOOSE-LEAF BINDERS (NOT BOOK COVERS), PAPER/PPRBRD KG	3,150	44,041
	SPAIN.....	3,150	44,041
4820300040	BINDERS (NOT BOOK COVERS), NESOI, PAPER/PAPERBOARD KG	321,143	875,589
	CHINA, PEOPLE'S REP. (MAINLAND).....	994	4,032
	COLOMBIA.....	8,373	33,264
	DOMINICAN REPUBLIC.....	289,008	787,647
	TRINIDAD & TOBAGO.....	40,949	47,536
	VENEZUELA.....	1,819	3,110
4820500000	ALBUMS FOR SAMPLES/COLLECTIONS OF PAPER/PAPERBOARD NO	445,284	186,403
	ARGENTINA.....	22,394	8,023
	CHILE.....	50,495	7,994
	CHINA, PEOPLE'S REP. (MAINLAND).....	41,820	40,979
	INDONESIA.....	70,000	49,442
	ITALY.....	55,425	31,080
	NETHERLANDS.....	15,057	2,216
	SPAIN.....	133,993	35,669
	UNITED KINGDOM OF GT BRITAIN.....	56,000	11,000
4820900000	BLOTTING PADS/BOOK COVERS/ARTCL STATNRY NESOI, PPR KG	49,342	89,783
	BRAZIL.....	11,814	16,958
	CHINA (TAIWAN).....	783	8,689

TABLE 2 - IMPORTS INTO PUERTO RICO FROM FOREIGN COUNTRIES
BY COMMODITY AND COUNTRY OF ORIGIN-FISCAL YEAR 1999

COMM-CODE	COMMODITY, COUNTRY AND UNIT OF QUANTITY	QUANTITY	VALUE-\$
	COLOMBIA.....	686	28,869
	TRINIDAD & TOBAGO.....	10,237	10,733
	VENEZUELA.....	25,822	23,564
4821102000	PPR/PBRD LABELS PRINTED BY A LITHOGRAPHIC PROCESS KG	10,443	60,184
	BARBADOS.....	718	6,938
	CANADA.....	752	6,944
	UNITED KINGDOM OF GT BRITAIN.....	8,973	48,302
4821104000	PAPER/PPRBOARD LABELS OF ALL KINDS, PRINTED, NESOI KG	227,873	1,894,701
	BARBADOS.....	682	18,069
	CANADA.....	283	2,251
	CHILE.....	5,979	14,208
	COLOMBIA.....	31	3,240
	DOMINICAN REPUBLIC.....	113,473	323,694
	EL SALVADOR.....	3,189	148,453
	GERMANY.....	3,460	405,296
	ITALY.....	100,108	973,739
	THAILAND.....	708	5,751
4821902000	PAPER/PPRBOARD LABELS, UNPRINTED, PRESSURE-SENSIVE KG	6,447	83,741
	CANADA.....	6,163	81,341
	UNITED KINGDOM OF GT BRITAIN.....	284	2,400
4821904000	PAPER/PPRBOARD LABELS, UNPRINTED, NOT PRESSURE-SENSIVE KG	27,003	157,619
	FRANCE.....	23,005	141,380
	JAPAN.....	3,998	16,239
4823110000	GUMMED/ADHESIVE PPR STRIP/ROLL PRSSR-SENS NT LABEL KG	2,002	4,818
	COLOMBIA.....	2,002	4,818
4823190000	GUMMED/ADHESIVE PPR STRIP/ROLL NT PRSS-SEN NT LABEL KG	9,678	48,608
	CHINA (TAIWAN).....	284	2,172
	GERMANY.....	43	10,748
	HONG KONG.....	9,354	28,903
	SWITZERLAND.....	17	6,785
4823201000	PAINT FILTERS AND STRAINERS OF PAPER/PAPERBOARD KG	1,257	4,968
	CHINA, PEOPLE'S REP. (MAINLAND).....	1,257	4,968
4823209000	FILTER PAPER/PAPERBOARD, CUT TO SIZE/SHAPE, NESOI KG	768	35,443
	BELGIUM.....	547	3,298
	GERMANY.....	122	28,580
	SWITZERLAND.....	99	3,585
4823400000	ROLL/SHEET/DIAL PRINTED FR SELF-RECORDING APPR, PPR KG	27,724	39,048
	TRINIDAD & TOBAGO.....	27,574	36,819
	UNITED KINGDOM OF GT BRITAIN.....	150	2,227
4823510044	HOLE-PUNCHED LOOSELEAF PPR PRNTD/EMBOSSED/PERFORATED KG	5,334	14,307
	BRAZIL.....	5,307	10,517
	FRANCE.....	27	3,790
4823594040	PPR/PBRD FOR GRAPHIC ETC NESOI CUT TO SIZE/SHAPE KG	50,322	57,941
	BRAZIL.....	17,354	25,648
	COLOMBIA.....	23,848	17,886
	TRINIDAD & TOBAGO.....	9,120	14,407
4823600020	CUPS & ROUND NESTED FOOD CNTNRS OF PAPER/PPRBOARD KG	459,594	936,496
	CANADA.....	11,664	32,256
	PANAMA.....	285,113	703,922
	VENEZUELA.....	162,817	200,318
4823700000	MOLDED OR PRESSED ARTICLES OF PAPER PULP KG	188,596	186,632
	COSTA RICA.....	11,664	12,340
	VENEZUELA.....	176,932	174,292
4823901000	ARTICLES OF PAPER PULP, NESOI, NOT MOLDED/PRESSED KG	7,958	24,945
	MEXICO.....	7,958	24,945
4823902000	ARTICLES OF PAPIER-MACHE, NESOI KG	2,910	4,647
	MEXICO.....	2,702	2,568
	PHILIPPINES.....	208	2,079
4823903000	CARDS, NOT PUNCHED FR PUNCH CARD MACHINE, PPR/PBRD KG	2,452	58,406
	COLOMBIA.....	2,452	58,406
4823905000	HAND FANS WITH PAPER MOUNTS OR LEAVES KG	3,670	30,606
	SPAIN.....	3,670	30,606
4823906500	ARTICLES OF COATED PPR/PBRD CUT TO SIZE/SHAPE NESOI KG	54,795	199,007
	CANADA.....	53,359	191,792
	CHINA (TAIWAN).....	1,436	7,215
4823908500	ARTICLES NESOI OF UNCTD PPR/PBRD OR WEBS CELLULOSE KG	64,351	323,415
	ARGENTINA.....	19,865	6,212
	BRAZIL.....	1,580	2,152
	CHINA (TAIWAN).....	261	2,625
	CHINA, PEOPLE'S REP. (MAINLAND).....	19,645	40,129

TABLE 2 - IMPORTS INTO PUERTO RICO FROM FOREIGN COUNTRIES
BY COMMODITY AND COUNTRY OF ORIGIN-FISCAL YEAR 1999

COMM-CODE	COMMODITY, COUNTRY AND UNIT OF QUANTITY	QUANTITY	VALUE-\$
	COLOMBIA.....	5,283	110,868
	COSTA RICA.....	1,588	2,868
	FRANCE.....	84	2,334
	GERMANY.....	102	9,944
	HONG KONG.....	1,292	7,600
	ITALY.....	1,382	57,167
	MEXICO.....	13,004	75,522
	NETHERLANDS.....	65	2,636
	SPAIN.....	180	3,458
	PRINTED BOOKS, NEWSPAPERS, PICTURES AND OTHER PRODUCTS OF THE PRINTING INDUSTRY; MANUSCRIPTS, TYPESCRIPTS AND PLANS.....		
	TOTAL		22,862,058
4901100040	PRINTED MATTER NESOI, IN SINGLE SHEETS KG	48,966	295,723
	BRAZIL.....	10,468	14,750
	CANADA.....	2,026	10,136
	COLOMBIA.....	3,063	64,071
	FRANCE.....	487	12,903
	IRELAND.....	262	5,121
	ITALY.....	1,710	30,190
	JAPAN.....	335	2,038
	SPAIN.....	28,665	152,014
	UNITED KINGDOM OF GT BRITAIN.....	1,830	4,500
4901910020	DICTIONARIES (INCLUDING THESAURUSES) NO	161,124	410,903
	ARGENTINA.....	272	8,278
	COLOMBIA.....	8,278	24,033
	MEXICO.....	11,230	47,488
	SPAIN.....	131,044	310,689
	VENEZUELA.....	10,300	20,415
4901910040	ENCYCLOPEDIAS AND SERIAL INSTALLMENTS THEREOF NO	14,048	284,620
	COLOMBIA.....	3,906	27,058
	DOMINICAN REPUBLIC.....	87	3,242
	MEXICO.....	1,160	29,000
	SPAIN.....	8,895	225,320
4901990010	TEXTBOOKS NO	1,223,459	5,422,483
	ARGENTINA.....	25,503	92,769
	COLOMBIA.....	131,705	287,870
	COSTA RICA.....	1,070	13,674
	DOMINICAN REPUBLIC.....	183,688	217,118
	INDIA.....	2,392	11,387
	MEXICO.....	397,216	3,283,548
	SPAIN.....	427,343	1,480,555
	THAILAND.....	12,600	11,214
	UNITED KINGDOM OF GT BRITAIN.....	7,998	12,165
	VENEZUELA.....	33,944	32,183
4901990020	NEWSPAPER/JOURNALS/PERIODICALS BOUND EX PAPER, SET NO	214,345	211,369
	COLOMBIA.....	185,595	181,600
	DOMINICAN REPUBLIC.....	27,500	19,404
	SPAIN.....	1,250	10,365
4901990030	DIRECTORIES NO	188,359	106,458
	CHINA (TAIWAN).....	9,648	6,140
	COLOMBIA.....	167,681	89,771
	SWITZERLAND.....	6,150	5,870
	UNITED KINGDOM OF GT BRITAIN.....	4,900	4,677
4901990040	BIBLES/TESTAMENTS/PRAYER BOOKS OTH RELIGIOUS BOOKS NO	852,590	1,239,282
	ARGENTINA.....	1,618	4,064
	BRAZIL.....	1,440	5,278
	COLOMBIA.....	436,794	443,882
	COSTA RICA.....	84,500	10,425
	ECUADOR.....	8,098	9,394
	FRANCE.....	1,198	2,743
	MEXICO.....	34,337	53,706
	PERU.....	3,110	5,225
	REPUBLIC OF KOREA.....	87,500	145,297
	SPAIN.....	99,260	494,083
	VENEZUELA.....	94,736	65,195
4901990050	TECHNICAL, SCIENTIFIC AND PROFESSIONAL BOOKS NO	64,431	362,503
	ARGENTINA.....	2,540	2,540

TABLE 2 - IMPORTS INTO PUERTO RICO FROM FOREIGN COUNTRIES
BY COMMODITY AND COUNTRY OF ORIGIN-FISCAL YEAR 1999

COMM-CODE	COMMODITY, COUNTRY AND UNIT OF QUANTITY	QUANTITY	VALUE-\$
	CANADA.....	4	7,444
	CHILE.....	200	5,460
	COLOMBIA.....	30,470	47,174
	COSTA RICA.....	4,712	51,144
	DOMINICAN REPUBLIC.....	822	7,562
	GERMANY.....	500	10,336
	MEXICO.....	2,787	20,370
	NETHERLANDS.....	5,245	7,006
	PANAMA.....	619	8,994
	REPUBLIC OF KOREA.....	122	2,142
	SPAIN.....	4,680	84,043
	SWEDEN.....	300	7,583
	UNITED KINGDOM OF GT BRITAIN.....	11,450	89,705
4901990070	HARDBOUND BOOKS, NESOI NO	57,824	219,501
	MEXICO.....	18,587	84,195
	SPAIN.....	37,085	131,268
4901990075	VENEZUELA.....	2,152	4,040
	RACK SIZE PAPERBOUND BOOKS, NESOI NO	99,881	371,991
	ARGENTINA.....	960	5,781
	COLOMBIA.....	7,580	17,722
	DOMINICAN REPUBLIC.....	2,000	6,470
	MEXICO.....	32,488	115,680
	SPAIN.....	54,133	220,828
	VENEZUELA.....	2,710	5,510
4901990091	PRINTED BOOKS NESOI NOT OVER 4 PAGES EA EXCL COVER NO	492,210	51,667
	CANADA.....	60,000	11,250
4901990092	COLOMBIA.....	432,210	40,417
	PRINTED BOOKS NESOI 5-48 PAGES EACH EXCLUDING COVER NO	155,511	549,540
	ARGENTINA.....	50,244	208,410
	COLOMBIA.....	58,758	15,775
	DOMINICAN REPUBLIC.....	8,424	7,398
	JAPAN.....	13,140	3,515
	MEXICO.....	9,893	181,696
	SPAIN.....	12,882	129,269
	VENEZUELA.....	2,170	3,477
4901990093	PRINTED BOOKS NESOI 49 OR MORE PAGES EA EXCL COVER NO	1,715,862	5,534,029
	ARGENTINA.....	54,483	251,285
	BRAZIL.....	57,160	42,816
	CHINA, PEOPLE'S REP. (MAINLAND).....	148,049	146,094
	COLOMBIA.....	535,852	1,831,109
	DOMINICAN REPUBLIC.....	106,723	244,585
	ECUADOR.....	1,000	2,586
	HONG KONG.....	19,615	75,881
	ITALY.....	4,000	11,918
	JAPAN.....	5,473	13,826
	MEXICO.....	91,087	424,700
	NETHERLANDS.....	1,010	2,176
	REPUBLIC OF KOREA.....	250	7,100
	SPAIN.....	633,252	2,454,363
	VENEZUELA.....	57,908	25,610
4902901000	NEWSPAPR SUPPLTS PRINTD BY A GRAVURE PROCESS NESOI NO	6,700	7,540
	MEXICO.....	6,700	7,540
4902902040	BUSINESS ETC PERIODICALS, NESOI SINGLE ISSUES TIED NO	511,185	531,261
	ARGENTINA.....	2,100	3,990
	COLOMBIA.....	221,878	143,231
	DOMINICAN REPUBLIC.....	500	2,920
	MEXICO.....	10,757	13,028
	SPAIN.....	272,950	362,204
	UNITED KINGDOM OF GT BRITAIN.....	3,000	5,888
4902902060	JOURNALS AND PERIODICALS NESOI SINGLE ISSUES TIED NO	1,511,696	2,000,914
	ARGENTINA.....	41,300	34,475
	COLOMBIA.....	16,109	2,713
	COSTA RICA.....	50,000	66,455
	DOMINICAN REPUBLIC.....	1,000	6,300
	MEXICO.....	317,724	373,021
	SPAIN.....	1,085,563	1,517,950
4903000000	CHILDREN'S PICTURE, DRAWING OR COLORING BOOKS NO	798,184	224,556
	CANADA.....	123,450	9,342
	CHINA, PEOPLE'S REP. (MAINLAND).....	39,000	46,350
	COLOMBIA.....	320,000	90,020

TABLE 2 - IMPORTS INTO PUERTO RICO FROM FOREIGN COUNTRIES
BY COMMODITY AND COUNTRY OF ORIGIN-FISCAL YEAR 1999

COMM-CODE	COMMODITY, COUNTRY AND UNIT OF QUANTITY	QUANTITY	VALUE-\$
	HONG KONG.....	46,280	45,554
	ITALY.....	90,000	22,300
	SPAIN.....	178,454	10,990
4905910000	MAPS, CHARTS, ATLASES ETC NESOI PRINTED, BOOK FORM NO	6,868	45,735
	CHINA, PEOPLE'S REP. (MAINLAND).....	3,300	18,500
	COLOMBIA.....	2,048	8,068
	SPAIN.....	1,813	17,977
	UNITED KINGDOM OF GT BRITAIN.....	5	5,182
4905990000	MAPS, CHARTS, ATLASES ETC, PRINTED, NESOI KG	4,249	36,284
	ARGENTINA.....	770	19,800
	ITALY.....	80	2,113
	SPAIN.....	3,399	14,571
4907000000	UNUSED POSTAGE; BANKNOTES; CHECK FORMS; STOCK, ETC KG	151	58,376
	GERMANY.....	151	58,376
4908900000	TRANSFERS (DECALOMANIAS), NESOI KG	455	5,040
	CHINA (TAIWAN).....	455	5,040
4909002000	POSTCARDS, PRINTED OR ILLUSTRATED THS	785	34,536
	COLOMBIA.....	20	6,893
	GERMANY.....	197	2,759
	SPAIN.....	568	24,884
4909004020	GREETING CARDS, PRINTED THS	14,961	2,219,109
	BOLIVIA.....	51	14,575
	CANADA.....	338	26,346
	CHILE.....	208	72,470
	CHINA (TAIWAN).....	2	2,688
	CHINA, PEOPLE'S REP. (MAINLAND).....	1,620	97,218
	COLOMBIA.....	1,088	324,553
	HONG KONG.....	139	25,375
	MEXICO.....	11,356	1,612,194
	PANAMA.....	1	2,310
	SPAIN.....	3	4,319
	SWITZERLAND.....	2	5,385
	VENEZUELA.....	153	31,676
4909004040	CARDS, PRINTED, NESOI THS	10,127	239,493
	COLOMBIA.....	876	80,656
	ITALY.....	7,704	86,628
	SPAIN.....	1,486	64,754
	VENEZUELA.....	61	7,455
4910002000	CALENDARS LITHOGRAPHIC PRINT PAPER/PPRBD NT OV.51M KG	10,614	30,124
	COLOMBIA.....	119	3,748
	HONG KONG.....	10,000	20,094
	SPAIN.....	495	6,282
4910004000	CALENDARS ALL KINDS PRINTED ON PPR/PPRBD OV 0.51MM KG	7,817	27,662
	HONG KONG.....	4,797	6,422
	MEXICO.....	3,120	21,240
4910006000	CALENDARS PRINTED, NESOI, INCLUDING CALENDAR BLOCK KG	46,810	276,123
	CHILE.....	1,399	14,800
	CHINA (TAIWAN).....	2,918	15,038
	CHINA, PEOPLE'S REP. (MAINLAND).....	5,608	11,484
	COLOMBIA.....	17,359	135,246
	GERMANY.....	425	4,880
	GUATEMALA.....	1,728	4,350
	HONG KONG.....	7,439	22,610
	ITALY.....	108	3,427
	JAPAN.....	3,379	26,728
	PHILIPPINES.....	481	5,040
	REPUBLIC OF KOREA.....	1,134	10,000
	SPAIN.....	1,553	12,255
	SWITZERLAND.....	3,303	10,265
4911100020	PRINTED CATALOGS OFFERING SALE OF US PRODUCTS NO	256,000	26,750
	FRANCE.....	256,000	26,750
4911100040	PRINTED CATALOGS ETC TO SELL/RENT FOREIGN PROD/SER NO	30,122	84,332
	FRANCE.....	780	4,165
	GERMANY.....	257	4,014
	JAPAN.....	10,896	56,771
	MEXICO.....	335	6,705
	SPAIN.....	14,854	10,307
	SWITZERLAND.....	3,000	2,370
4911100060	TOURIST/OTHER LIT/POSTERS RE TRAVEL ETC OUTSIDE US KG	2,088	6,733
	VENEZUELA.....	2,088	6,733

TABLE 2 - IMPORTS INTO PUERTO RICO FROM FOREIGN COUNTRIES
BY COMMODITY AND COUNTRY OF ORIGIN-FISCAL YEAR 1999

COMM-CODE	COMMODITY, COUNTRY AND UNIT OF QUANTITY	QUANTITY	VALUE-\$
4911100080	TRADE ADVERTISING MATERIAL, PRINTED, NESOI KG	31,473	248,223
	CHILE.....	30	3,440
	COLOMBIA.....	1,391	20,901
	COSTA RICA.....	13,266	33,228
	FRANCE.....	179	4,832
	GERMANY.....	122	2,061
	IRELAND.....	251	6,830
	ITALY.....	7	33,000
	MEXICO.....	3,123	67,174
	NETHERLANDS.....	1,201	8,723
	SPAIN.....	4,448	24,629
	UNITED KINGDOM OF GT BRITAIN.....	1,575	3,682
	VENEZUELA.....	5,879	39,723
4911911500	PICTURES ETC NT OV 20YR USED IN ARTCLE HEADNG 4901 KG	2,128	2,200
	SPAIN.....	2,128	2,200
4911912020	LITHOGRAPH POSTERS PRINTED PPR NOV 20YR NT OV.51MM KG	8,649	41,668
	COLOMBIA.....	1,449	19,440
	ITALY.....	7,200	22,228
4911912040	LITHOGRAPHS ON PPR/PPRBD NT OV 0.51MM NT OV 20 YRS KG	43,015	170,063
	FRANCE.....	540	7,808
	ITALY.....	33,905	120,450
	MEXICO.....	346	3,745
	SPAIN.....	8,224	38,060
4911914020	POSTERS, PRINTED NOT OVER 20 YEARS, NESOI KG	12,894	69,490
	CANADA.....	3,227	6,560
	COLOMBIA.....	728	7,138
	EL SALVADOR.....	30	2,341
	ITALY.....	136	3,087
	MEXICO.....	4,550	2,775
	NETHERLANDS.....	399	3,137
	PERU.....	86	2,404
	REPUBLIC OF KOREA.....	3,740	42,048
4911914040	PICTURES/DESIGNS/PHOTOGRAPHS NOT OVER 20 YRS NESOI KG	9,232	47,099
	CHINA,PEOPLE'S REP.(MAINLAND).....	550	7,735
	COLOMBIA.....	1,202	23,621
	DOMINICAN REPUBLIC.....	6,801	7,078
	MEXICO.....	679	8,665
4911998000	PRINTED MATTER, NESOI KG	119,671	1,168,678
	CANADA.....	2,240	25,217
	CHILE.....	166	3,470
	CHINA (TAIWAN).....	2,607	6,739
	COLOMBIA.....	6,174	88,581
	FRANCE.....	242	7,608
	ITALY.....	618	12,365
	JAPAN.....	57,717	928,735
	MEXICO.....	744	7,534
	NETHERLANDS.....	1,144	3,575
	PERU.....	332	6,465
	SPAIN.....	47,071	75,999
	SWITZERLAND.....	416	2,390
	TEXTILES AND TEXTILES ARTICLES..... TOTAL		278,013,679
	SILK..... TOTAL		546,253
5004000000	SLK YRN OTH THAN SPUN FR SLK WSTE NFOR RETAIL SALE KG	8,719	326,719
	ITALY.....	550	69,765
	UNITED KINGDOM OF GT BRITAIN.....	8,169	256,954
5007200035	PRINT WOV FAB CON 85%> WGT OF SILK < 127CM WIDTH M2	15,517	126,443
	CHINA,PEOPLE'S REP.(MAINLAND).....	4,312	40,944
	REPUBLIC OF KOREA.....	11,205	85,499
5007200085	NESOI FAB CON 85%> WGT OF SLK NT JACQ <127CM WIDTH M2	11,036	47,584
	INDIA.....	11,036	47,584
5007903090	WOV FAB OF SLK CONT >=85% WGHT SLK/SLK WST, NESOI M2	10,205	45,507
	INDIA.....	10,205	45,507
	WOOL,FINE OR COARSE ANIMAL HAIR; HORSEHAIR YARN AND WOVEN FABRIC..... TOTAL	17,658	123,476

TABLE 2 - IMPORTS INTO PUERTO RICO FROM FOREIGN COUNTRIES
BY COMMODITY AND COUNTRY OF ORIGIN-FISCAL YEAR 1999

COMM-CODE	COMMODITY, COUNTRY AND UNIT OF QUANTITY	QUANTITY	VALUE-\$
5111191000	WOVEN TAPSTY/UPHOLSTY NT < 85% WT WOOL/ANIMAL HAIR MEXICO..... M2	2,695	12,452
5111196080	N-HND WV FB CRD WL/FAH CON >=85% W/FAH WT >400G/M2 ITALY..... M2	1,078	3,776
5111209000	WOV FAB CARD MIXED MM FILAMENTS WOOL/AH, NT TPSTRY MEXICO..... M2	3,738	17,277
5112112060	WV FB CB WL/FAH WT >=85% W/FAH, WT <=200G/M2 OTHER UNITED KINGDOM OF GT BRITAIN..... M2	1,491	16,456
5112198010	WOVEN FAB NOT < 85% BY WT ANIMAL HAIR <= 270 G/M2 UNITED KINGDOM OF GT BRITAIN..... M2	393	5,029
5112198030	WOV FABRICS COMB NT <85% BY WT OF FINE ANIMAL HAIR UNITED KINGDOM OF GT BRITAIN..... M2	129	3,060
5112199040	WOVEN FABRICS COMB NT <85% BY WT WOOL NOT >270G/M2 UNITED KINGDOM OF GT BRITAIN..... M2	607	8,182
5112203000	WOVEN FAB COMB W/FAH MIXED M/S WITH MM FILAMENTS SPAIN..... M2	7,527	57,244
	COTTON..... TOTAL		2,375,179
5202995000	COTTON WASTE: NOT GARNETTED STOCK, NESOI UNITED KINGDOM OF GT BRITAIN..... KG	1,521	3,407
5204110000	COT SEW THRD N RETAIL 85% OF > BY WGT OF COTTON PERU..... KG	462	6,840
5205220020	SING CMB COT YRN >=85% COT, >14 BUT <=43NM, RNG SPUN PAKISTAN..... KG	34,474	104,652
5207100000	COTTON YARN (N SWG THD) RETAIL SALE 85% OR > WT CO BRAZIL..... KG	8,381	117,921
	MEXICO.....	8,703	104,272
	PERU.....	343	8,959
5208224020	WV FB CT >85% WGT COT >100 & <=200G/M2 #<44 POP/BR MEXICO..... M2	315	4,690
5208224040	WV FB CT >85% WGT COT >100 & <=200G/M2 #<44 SHEETG CHINA (TAIWAN)..... M2	7,500	6,350
5208224090	WV FB CT >85% WGT COT >100 & <=200G/M2 #43 OR < OTH PAKISTAN..... M2	21,678	25,929
5208226040	WV FB CT >85% WGT CT >100 & <=200G/M2 #44-68 SHETG MEXICO..... M2	32,364	21,562
5208228090	WV FB CT >85% WGT COT >100 & <=200G/M2 #>68 BLC OT FRANCE..... M2	32,364	21,562
5208323090	WV FB CT >=85% WGT COT >100 & <=200G/M2 #<42 CHES PAKISTAN..... M2	18,778	19,922
5208523045	WV FB >=85% CT, >100 & <=200G/M2, #<42 SHETG, PR, OTH CHINA, PEOPLE'S REP. (MAINLAND)..... M2	260	1,910
5208523090	WOV FIB COT >=85% WGT COT >100 & <=200 G/M2 #<42 CHINA, PEOPLE'S REP. (MAINLAND)..... M2	280	1,910
5208524065	WV FB >=85% CT, >100 & <=200G/M2, #43-68, PR, CTH SPAIN..... M2	13,483	8,983
5208525090	WV FB CT >=85% WGT CT >100 & <=200G/M2 #>=68 CHEESCL FRANCE..... M2	13,483	8,983
5208592025	WOV FAB COT 85% > COT >200G/M2 UBLC PLN WU POP/BRDC UNITED KINGDOM OF GT BRITAIN..... M2	1,342,822	1,032,226
5209110020	WOV FAB COT 85% > COT >200G/M2 UBLCH PLN WEAVE OTHR INDIA..... M2	1,342,822	1,032,226
5209110090	WOVN FAB COT 85% > COT >200G/M2 UBL OTHR FAB NESOI BELGIUM..... M2	394,931	315,000
5209180090	WOVN FAB COT 85% > COT >200G/M2 UBL OTHR FAB NESOI FRANCE..... M2	394,931	315,000
5209210050	WOV FAB COT 85% > COT >200G/M2 BLC PL WV SHT-NAPPED MEXICO..... M2	358	667
5209316090	W F CT >=85% CT >=200G/M2 DYD OTH PLAIN WEAVE DUCK MEXICO..... M2	2,493	6,853
5209320020	WOV FAB COT 85% > COT >200G/M2 DYE 3-4 TH TW N NPDCOLOMBIA..... M2	70	560
5209390090	WOVN FAB COT 85% > COT >200G/M2 DYE OTHR FAB NESOI MEXICO..... M2	2,423	6,293
	PAKISTAN.....	308	785
		308	785
		244	768
		244	768
		69,187	45,853
		69,110	45,206
		77	647
		2,631	11,444
		50	646
		2,378	10,348
		203	450
		41,521	44,223
		41,521	44,223
		4,163	25,327
		4,163	25,327
		15,309	23,682
		15,309	23,682
		52,587	46,020
		672	2,288
		51,915	43,732

TABLE 2 - IMPORTS INTO PUERTO RICO FROM FOREIGN COUNTRIES
BY COMMODITY AND COUNTRY OF ORIGIN-FISCAL YEAR 1999

COMM-CODE	COMMODITY, COUNTRY AND UNIT OF QUANTITY	QUANTITY	VALUE-\$
5209416040	WOV FAB COT >85% COT >200G/M2 YR OF CL PL WV NP OT M2	40	460
	FRANCE.....	40	460
5209420020	WOV FAB COT >=85% COT >200 & <=360 G/M2 YR D C B M2	8,499	19,906
	MEXICO.....	8,499	19,906
5209420040	WOV FAB COT >=85% COT >360 G/M2 YR DF CL BLUE DENM M2	22,873	48,174
	MEXICO.....	22,873	48,174
5209420080	WOVEN FABRIC =>85% COTTON,OTHER DENIM, >360 G/M2 M2	15,246	40,547
	MEXICO.....	15,246	40,547
5209490090	WOV FAB COT >85% COT >200G/M2 YRN DIF CLR NESOI M2	3,332	7,187
	SPAIN.....	3,332	7,187
5209516050	W F CT >=85% CT >200 G/M2 PRINTED PL WV O SHET NAPD M2	593	2,018
	FRANCE.....	142	1,018
	UNITED KINGDOM OF GT BRITAIN.....	451	1,000
5209516090	W F CT >=85% CT >200G/M2 PRINTED OTH PLN WV DUCK M2	70	368
	FRANCE.....	70	368
5209590015	WV FB >=85% COT,>200G/M2,SATEENS,DISCHARGE PRINTED M2	765	15,246
	SWITZERLAND.....	765	15,246
5209590040	WOV FAB COT 85%> COT >200G/M2 PRT OT FAB TWILL WV M2	622	13,716
	UNITED KINGDOM OF GT BRITAIN.....	622	13,716
5209590090	WOVN FAB COT 85%> COT >200G/M2 PRT OTHR FAB NESOI M2	844	5,196
	GERMANY.....	31	1,723
	SPAIN.....	813	3,473
5210316040	WOV FAB COT CON <85% WGT COT <200G/M2 #43-68 SHEET M2	2,788	1,900
	INDONESIA.....	2,788	1,900
5210316060	WV FAB COT CON <85% WGT COT <=200G/M2 #43-68 PRTCL M2	28,205	31,795
	SPAIN.....	28,205	31,795
5210318020	WV FAB COT CON <85% WGT COT <=200G/M2 >=69 POP/BCL M2	5,300	7,179
	SPAIN.....	5,300	7,179
5210494090	WOV FAB COT <85% COT MX MMF <=200G/M2 YDC <=42 NOX M2	311	749
	SPAIN.....	311	749
5210498020	WOV FB CT <85% CT MX MMF <200G/M2 YDC >=69 JAC WOV M2	10,789	6,470
	SPAIN.....	10,789	6,470
5210498090	WOV FB CT <85% CT MX MMF <200G/M2 YDC >=69 NOT JAC M2	1,991	4,817
	SPAIN.....	1,991	4,817
5210514090	WOV FAB COT CON <85% WGT COT <200G/M2 <= #43 CHEES M2	626	4,223
	SPAIN.....	626	4,223
5210516060	W F C <85% C M M/S MMF <=200G/M2 PT P W #43-68 PCL M2	185	338
	SPAIN.....	185	338
5210518090	WOV FAB COT CON <85% WGT COT <200G/M2 >=69 PRT OTH M2	1,828	1,225
	SPAIN.....	1,828	1,225
5210594090	WOV COT FAB CON <85% WGT <200G/M2 PRT <=42 OT OXFD M2	423	1,020
	SPAIN.....	423	1,020
5210598090	WOV FAB COT CON <85% WGT <200G/M2 69&> PRINT NESOI M2	25,896	32,691
	COLOMBIA.....	6,578	15,787
	SPAIN.....	19,318	18,904
5211210050	WOV FAB COT <85% COT >200G/M2 BLC PL WV SHT-NAPPED M2	47,008	84,128
	CANADA.....	47,008	84,128
5211290090	WOVN FAB COT <85% COT >200G/M2 BLC OTHR FAB NESOI M2	4,603	5,217
	CANADA.....	4,603	5,217
5211310035	WV FAB <85% COT,>200G/M2 DYE PL WV SHT-NT NPD,OTH M2	7,551	19,093
	COLOMBIA.....	7,551	19,093
5211390090	WOVN FAB COT < 85% COT >200G/M2 DYE OTHR FAB NESOI M2	1,008	6,078
	SPAIN.....	1,008	6,078
5211490020	WOV FAB COT <85% COT MX MMF >200G/M2 OTH FAB: JAC M2	2,817	8,846
	BELGIUM.....	1,223	2,470
	FRANCE.....	198	2,049
	ITALY.....	1,396	4,327
5211490090	WOV FAB COT <85% COT MX MMF >200G/M2 OT FB NESOI M2	1,557	5,839
	SPAIN.....	1,557	5,839
5211510030	WOV FAB COT <85% COT >200G/M2 PRT PL WV SHT-NT NPD M2	6,118	15,471
	COLOMBIA.....	6,118	15,471
5211510090	WOV FAB COT <85% COT >200G/M2 PRTE PLN WEAVE OTHR M2	4,245	14,496
	SPAIN.....	4,245	14,496
5211590090	WOVN FAB COT <85% COT >200G/M2 PRT OTHR FAB NESOI M2	23,467	81,757
	COLOMBIA.....	17,281	51,155
	ITALY.....	920	17,833
	SPAIN.....	5,266	12,769
5212121020	OTH WOV FAB OF CT <=200G/M2 BLC >=36% W/FAH COMBED M2	50	626
	BELGIUM.....	50	626
5212156090	OTH WOV FAB COT <= 200G/M2 PRTE OTH: OTH - NESOI M2	451	1,256

TABLE 2 - IMPORTS INTO PUERTO RICO FROM FOREIGN COUNTRIES
BY COMMODITY AND COUNTRY OF ORIGIN-FISCAL YEAR 1999

COMM-CODE	COMMODITY, COUNTRY AND UNIT OF QUANTITY	QUANTITY	VALUE-\$
5212238090	SPAIN..... OTH WOV FAB COT > 200G/M2 DYED CON < 36% WOOL/FAH M2	451 5,922	1,256 18,584
5212256090	COLOMBIA..... UNITED KINGDOM OF GT BRITAIN..... OTH WOV FAB COT > 200G/M2 PRINT OTH: OTH - NESOI M2	5,584 328 106	17,142 1,442 259
	DENMARK.....	106	259
	OTHER VEGETABLE TEXTILE FIBERS;PAPER YARN AND WOVEN FABRICS OF PAPER YARN..... TOTAL		175,565
5305110000	COCONUT (COIR): RAW OR PROCESSED BUT NOT SPUN KG	3,781	6,123
5305910000	VENEZUELA..... RAMIE OTHER VEGETABLE FIBERS TOW YN W EX CO AB RAW KG	3,781 2,101	6,123 3,857
5309110010	VENEZUELA..... WOV FAB OF FLAX CON >=85% FLAX BLCH UBL WID > 127CM M2	2,101 21,010	3,857 53,681
5309110090	BELGIUM..... IRELAND..... UNITED KINGDOM OF GT BRITAIN.....	683 701 19,628	5,032 1,883 46,746
	WOV FAB OF FLAX CON >=85% FLAX UNBL BL WID <=127CM M2	4,487	28,317
	BELGIUM.....	757	4,423
	CZECH REPUBLIC.....	1,910	8,405
	IRELAND.....	1,820	15,489
5309190010	WOV FAB OF FLX CON >=85% FLAX NT BL OR UBL W>127CM M2	2,055	4,730
5309190090	UNITED KINGDOM OF GT BRITAIN..... WOV FAB FLAX >=85% FLAX N-BL/UNBL WIDTH <=127CM M2	2,055 5,787	4,730 23,743
	CZECH REPUBLIC.....	3,436	15,875
	IRELAND.....	2,351	7,868
5309213090	WOV FAB FX LESS 85 PER FX NOT SUB COT MM RES OTHR M2	108	808
5309214010	BELGIUM..... WOV FAB FX <85% FX <=17% W/FAH N-COT/MMF WD >127CM M2	108 4,390	808 15,156
	ITALY.....	1,478	12,202
5309294010	UNITED KINGDOM OF GT BRITAIN..... WOV FAB FLX < 85% FLX NOT BL OR UBL WIDTH > 127CM M2	2,914 1,099	2,954 2,548
5310100020	UNITED KINGDOM OF GT BRITAIN..... WOV FAB JUTE OTH TEX BAST FIB UBL NT OV 130 CT WD M2	1,099 182,988	2,548 35,787
	BANGLADESH.....	59,506	14,624
	INDIA.....	123,482	21,163
5311003020	WOV FAB VEG FIB SUB COT RES <=17% WGT WOOL/FAH M2	15	322
5311003070	UNITED KINGDOM OF GT BRITAIN..... WV FB VEG FB <=17% W/FAH CN CT/MMF MMF RES NESOI M2	15 40	322 513
	FRANCE.....	40	513
	MAN-MADE FILAMENTS..... TOTAL		4,910,605
5401100000	SEWING THREAD SYNTHETIC FILAMENTS, FOR RETAIL SALE KG	29,598	234,200
	CHINA (TAIWAN).....	23,984	138,557
	CHINA, PEOPLE'S REP. (MAINLAND).....	2,880	34,278
	THAILAND.....	2,729	60,469
	UNITED KINGDOM OF GT BRITAIN.....	25	896
5401200000	SEWING THREAD ARTIFICIAL FILAMENTS FOR RETAIL SALE KG	1,485	13,312
	MEXICO.....	1,485	13,312
5402323000	NYLON TEXTURED SINGLE YARN >500 DECITEX NOT RETAIL KG	295	15,197
5403206000	UNITED KINGDOM OF GT BRITAIN..... ARTIFICIAL FILAMENT TEXTURED MULTIPLE YN NT RETAIL KG	295 1,182	15,197 11,792
	MEXICO.....	1,182	11,792
5404106080	SYN MNFIL >=87 DEC N-X SEC DIM >1MM ST W <=5MM OTH KG	13,052	2,494,265
5404900000	GERMANY..... SYNTHETIC STRIP WIDTH <=5MM OTH THAN MONOFILAMENTS KG	13,052 131	2,494,265 972
	ITALY.....	131	972
5406100020	SYNTHETIC FILAMENT YARN ACRYLIC, FOR RETAIL SALE KG	126	3,144
	MEXICO.....	126	3,144
5406100040	SYNTHETIC FILAMENT YARN POLYESTER, FOR RETAIL SALE KG	148	3,853
	MEXICO.....	148	3,853
5406200000	ARTIFICIAL FILAMENT YARN PUT UP FOR RETAIL SALE KG	34	920
	MEXICO.....	34	920
5407100010	WOV FAB SYN FIL YRN HI TEN OF NYL,POLY WT<=170G/M2 M2	197,912	195,738
	GUATEMALA.....	195,162	193,523
	VENEZUELA.....	2,750	2,215
5407100090	WV FB HG TNCY YRN YRN OF NYL OR OT PLYAD, >170G/M2 M2	24,114	26,324
	GUATEMALA.....	24,114	26,324

TABLE 2 - IMPORTS INTO PUERTO RICO FROM FOREIGN COUNTRIES
BY COMMODITY AND COUNTRY OF ORIGIN-FISCAL YEAR 1999

COMM-CODE	COMMODITY, COUNTRY AND UNIT OF QUANTITY	QUANTITY	VALUE-\$
5407200000	WOV FAB OF SYN FIL YRN OBTAINED FROM STRP/THE LIKE M2	66,285	60,948
	CHINA (TAIWAN).....	66,285	60,948
5407420030	NYL/PLYADM FB >=85% FIL NYL/O P DYD WGT <=170 G/M2 M2	9,777	8,999
	CHINA (TAIWAN).....	9,777	8,999
5407420060	WOV FABS OF NYLN/POLYMDS DYED WEIGHING > 170 G/M2 M2	629	10,666
	ITALY.....	629	10,666
5407510020	WOV FAB SYN FIL YN>=85% POLY UBLCH/BLC WT <=170GM2 M2	1,454	1,062
	JAPAN.....	1,454	1,062
5407520500	WV FB >=85% PLY DYD THD CT >69&<=142 WRP >31<=71CM M2	40	260
	SPAIN.....	40	260
5407522020	WOV FABS CONT >=85% POLY DYED WGT <=170GM2 FLAT F M2	237,470	229,268
	CHINA (TAIWAN).....	71,443	79,120
	COLOMBIA.....	35,387	33,430
	JAPAN.....	127,473	80,393
	SWITZERLAND.....	3,167	26,325
5407522040	WOV FB SYN FIL YN CON >=85% POLY DYED WGT <=170GM2 M2	875,579	798,851
	CHINA (TAIWAN).....	14,165	18,862
	COLOMBIA.....	610,299	522,337
	GUATEMALA.....	207,079	211,472
	ITALY.....	1,193	752
	JAPAN.....	42,843	45,428
5407522060	WOV FAB SYNTH FIL YN CONT >=85% POLY DYED >170GM2 M2	24,084	27,661
	CHINA (TAIWAN).....	8,199	9,836
	COLOMBIA.....	15,886	17,825
5407532020	WV FB SYN FL YN CON>=85% POLY YN OF DIF CL<=170GM2 M2	14,824	18,785
	COLOMBIA.....	14,824	18,785
5407532040	WOV FAB SYN >=85% POLY YNS OF DIF COL WT<=170 G/M2 M2	156,622	166,119
	COLOMBIA.....	134,012	136,397
	GUATEMALA.....	22,610	29,722
5407540040	WOV FAB CON>=85% POLY PRNTD <=170 G/M2 EXC FLAT FB M2	2,713	9,369
	BELGIUM.....	1,930	7,624
	COLOMBIA.....	783	1,745
5407540060	WOV FAB CON >=85% WTPOLY PRNTD WEIGHING >170 G/M2 M2	13,834	37,148
	COLOMBIA.....	8,501	19,590
	SPAIN.....	896	3,601
	UNITED KINGDOM OF GT BRITAIN.....	4,437	13,957
5407619925	POLYESTER NON-TEX DYED WT NT >170GM2 FLAT FABRICS M2	34,793	34,575
	COLOMBIA.....	25,357	27,682
	JAPAN.....	9,436	6,893
5407619930	WOV FAB CON >=85% NON-TEX POLY DYED WT <=170G/M2OT M2	1,441	1,007
	COLOMBIA.....	1,441	1,007
5407619935	WOV FAB CON >=85% NON-TEX POLY DYED WT >170G/M2OT M2	454	745
	COLOMBIA.....	454	745
5407619945	POLY N-TX YNS OF DIF COL WT <=170 G/M2 FLAT FAB M2	13,992	17,904
	COLOMBIA.....	13,992	17,904
5407619955	POLYESTER NON-TEX FAB YNS OF DIF COL WT > 170 G/M2 M2	96,318	187,462
	COLOMBIA.....	96,165	184,132
	UNITED KINGDOM OF GT BRITAIN.....	153	3,330
5407619975	WOV FAB CON>=85% NON-TEX POLY PRINT WGTING>170G/M2 M2	2,463	6,661
	COLOMBIA.....	2,463	6,661
5407692010	WOV FAB CON <85% NON-TEX POLY DYED WT <=170 G/M2 M2	21,439	30,864
	MEXICO.....	3,474	3,196
	REPUBLIC OF KOREA.....	17,965	27,668
5407720015	WOV FAB OF YARN CONT POLY FILAMENTS DYED <=170GM2 M2	7,057	13,648
	REPUBLIC OF KOREA.....	7,057	13,648
5407720060	OTH WOV SYNTH FAB CON >=85% DYED WEIGHING >170G/M2 M2	3	580
	SPAIN.....	3	580
5407732060	WOV FAB CON >=85% SYNTH FIL YN OF DIF COL >170G/M2 M2	4,788	8,067
	SPAIN.....	4,788	8,067
5407810090	WOV FAB CON <85% SYNTH FIL MIX W COT UNBL/BL OTHER M2	912	4,483
	GERMANY.....	912	4,483
5407820030	WOV FAB CON < 85% SYNT FIL MIX W COT DYED PRINTCLH M2	103,135	51,871
	PAKISTAN.....	103,135	51,871
5407820090	WOV FAB CONT < 85% SYN FIL MIX WITH COT DYED OTHER M2	18,001	22,358
	COLOMBIA.....	18,001	22,358
5407830090	WOV FAB CON<85% SYN FIL MX W/COT YNS OF DIF COL OT M2	2,163	3,040
	BELGIUM.....	2,163	3,040
5407840010	WOV FAB CON<85% SYN FIL MIX W/COT PRINT POP/BR CL M2	53,911	88,662
	ARGENTINA.....	53,911	88,662
5407840040	WOV FAB CON <85% SYN FIL MIX W/COT PRN SAT/TWL WVE M2	213	1,698

TABLE 2 - IMPORTS INTO PUERTO RICO FROM FOREIGN COUNTRIES
BY COMMODITY AND COUNTRY OF ORIGIN-FISCAL YEAR 1999

COMM-CODE	COMMODITY, COUNTRY AND UNIT OF QUANTITY	QUANTITY	VALUE-\$
	FRANCE.....	213	1,898
5407820520	WOV FAB OF SYN FIL YN CON >=36% BY WT WFAH COMBED	M2 1,140	11,914
	UNITED KINGDOM OF GT BRITAIN.....	1,140	11,914
5407932010	WOV FAB SYN FIL YN DIF COL MIX W ART FILMETLZD YN	M2 27,722	22,950
	JAPAN.....	27,722	22,950
5407832090	WOV FAB OF SYN FIL YARN: YNS DIF COL NESOI OTH FAB	M2 1,844	8,828
	CANADA.....	1,844	8,828
5408229030	OTH WOV FAB ART DYED WEIGH NOT MORE THAN 170 G/M2	M2 338	288
	ITALY.....	338	288
5408231100	YRN OF DIF COLR THD CT>=80NT>142,OF CUPRMONIM RAY	M2 5,728	14,072
	JAPAN.....	5,728	14,072
5408249020	WOV FAB CON >=85% ART FIL/STRIP PRINT WT <=170G/M2	M2 4,812	4,489
	ITALY.....	4,812	4,489
5408339080	WOV FAB OF ART FIL YRN: YRN DIF COL NESOI: OTH FAB	M2 1,008	3,490
	JAPAN.....	1,008	3,490
5408349095	WOV FAB OF ART FIL YARN PRINTED NESOI OTH TYPE FAB	M2 881	2,118
	GERMANY.....	881	2,118
	MAN-MADE STAPLE FIBERS..... TOTAL		1,677,278
5508100000	SEW THD MMF STPL FIB WTH NT RETAIL SALE SYN STP FB	KG 6,834	47,057
	CHINA (TAIWAN).....	6,219	40,979
	MEXICO.....	615	6,078
5509320000	YRN N SWG TD SY ST FB N RTL SL >=85% A/MC S F M/C	KG 218	882
	SPAIN.....	218	882
5510110000	YRN N SWG TH ART ST FB N RT SL >=85% ART S FB SN Y	KG 8,345	15,120
	MEXICO.....	8,345	15,120
5511100030	YRN N SWG TH MMF ST FB RT SL SYN S F >=85% AC/MAC	KG 2,882	13,997
	MEXICO.....	2,882	13,997
5512290005	WV FB SYN ST F >=85% SYN >=85% A/M Y D C EX BD/J W	M2 2,200	9,900
	ARGENTINA.....	2,200	9,900
5512290080	WOV FB SYN S F >=85% SYN >=85% ACR/MACR OTH NESOI	M2 155,650	329,798
	SPAIN.....	155,650	329,798
5512990090	WOV FAB SYN ST FB >=85% SYN STP FIB OTHER NESOI	M2 1,032	10,539
	SPAIN.....	550	2,272
	SWITZERLAND.....	482	8,267
5513110020	WOV FB SYN S F <85% MX CT <=170G/M2 UB/BL P PW P/B	M2 50,070	34,896
	MALAYSIA.....	27,550	21,947
	THAILAND.....	22,520	12,949
5513110040	WOV FB SYN S F <85% MX CT <=170G/M2 UB/BL P PW SHT	M2 3,134	1,441
	THAILAND.....	3,134	1,441
5513110060	WOV FB SYN S F <85% MX CT <=170G/M2 UB/BL P PW PRT	M2 241,796	96,235
	PAKISTAN.....	241,796	96,235
5513210020	WOV FB SYN S F <85% MX CT <=170G/M2 DYED PY PW P/B	M2 208,170	129,751
	CHINA,PEOPLE'S REP.(MAINLAND).....	176,653	111,786
	THAILAND.....	31,517	17,965
5513210040	WOV FB SYN S F <85% MY CT <=170G/M2 DYED PY PW SHT	M2 28,901	22,819
	COSTA RICA.....	28,901	22,819
5513210060	WOV FB SYN S F <85% MX CT <=170G/M2 DYED PY PW PRT	M2 285,864	161,515
	CHINA,PEOPLE'S REP.(MAINLAND).....	139,016	48,565
	COSTA RICA.....	100,085	87,114
	PAKISTAN.....	46,763	25,836
5513210090	WOV FB SYN S F <85% MY CT <=170G/M2 DYED PY CHSCLH	M2 1,440	2,252
	SPAIN.....	1,440	2,252
5513310000	WV FB SYN S F <85% MX CT <=170G/M2 YDF PY ST FB PW	M2 3,750	4,625
	COLOMBIA.....	3,750	4,625
5513330090	WV FB SYN S F <85% MX CT <=170G/M2 YDF OWFSPF OTHR	M2 13,192	10,686
	THAILAND.....	13,192	10,686
5513410060	WOV FB SYN S F <85% MX CT <=170G/M2 PRNTD P PW PRT	M2 1,474,585	700,500
	PAKISTAN.....	1,474,265	699,815
	SPAIN.....	300	685
5513410090	WOV FB SYN S F <85% MX CT <=170G/M2 PRNTD P PW OTH	M2 1,408	4,784
	FRANCE.....	234	2,098
	SPAIN.....	1,174	2,686
5513430090	WV FB SYN S F <85% MX CT <=170G/M2 PRNTD P O NESOI	M2 220	504
	UNITED KINGDOM OF GT BRITAIN.....	220	504
5514410020	WV FB SYN SF <85% MX CT >170G/M2 PRNTD PY PW PL/BC	M2 1,181	7,487
	UNITED KINGDOM OF GT BRITAIN.....	1,181	7,487
5514430020	WV FB SY SF <85% M CT >170G/M2 PRNTD OWFSPF ST/T W	M2 1,904	5,198
	SPAIN.....	1,904	5,198

TABLE 2 - IMPORTS INTO PUERTO RICO FROM FOREIGN COUNTRIES
BY COMMODITY AND COUNTRY OF ORIGIN-FISCAL YEAR 1999

COMM-CODE	COMMODITY, COUNTRY AND UNIT OF QUANTITY	QUANTITY	VALUE-\$
5515120030	OTH WOV FAB SYN PLY ST FB M MMF FIL PRINTCLOTH M2	1,677	4,674
	SPAIN.....	836	2,916
	UNITED KINGDOM OF GT BRITAIN.....	841	1,758
5515120040	OTH WOV FAB SYN PLY ST FB M MMF FIL SATIN/TWILL WV M2	87,520	38,956
	PAKISTAN.....	87,520	38,956
5515120090	OTH WOV FAB SYN POLY STP FB MIXED MMF FIL OT-NESOI M2	350	1,155
	CANADA.....	270	529
	SPAIN.....	80	626
5515130520	OT WOV FB SYN PLY ST FB M WFAH >=36% WL/FAH COMBED M2	1,289	4,272
	UNITED KINGDOM OF GT BRITAIN.....	702	1,108
	VENEZUELA.....	587	3,166
5515190090	OTH WOV FAB SYN PLY STP FIBER OTHER ST FB OT-NESOI M2	847	3,957
	MEXICO.....	536	2,546
	VENEZUELA.....	311	1,411
5515910090	OTH WOV FB SYN ST FB O WOV FB M W/S MNM FL O NESOI M2	350	946
	MEXICO.....	350	946
5516210030	WOV FAB <85% WGT ART S F M MNM FIL UB/BL PRNTCLTH M2	1,116	1,952
	BELGIUM.....	1,116	1,952
5516220010	WOV FAB <85% WGT ART S F M MNM FILT DYED POPL/BRDC M2	65	536
	SPAIN.....	65	536
5516220090	WOV FAB <85% WGT ART S F M MNM FILT DYED OTH NESOI M2	7,378	10,844
	CHINA (TAIWAN).....	7,118	8,688
	SPAIN.....	260	1,956
	WADDING,FELT AND NONWOVENS;SPECIAL YARNS;TWINE,CORDAGE,ROPES AND CABLES AND ARTICLES THEREOF.....	TOTAL	1,303,988
			23,763,049
5601101000	SANITARY TOWELS/TAMPONS DIAPERS SMLR ART OF COTTON KG	148	3,200
	CANADA.....	148	3,200
5601210090	ARTICLES OF WADDING NESOI OF COTTON KG	12,500	67,189
	CHINA,PEOPLE'S REP.(MAINLAND).....	4,940	47,533
	REPUBLIC OF KOREA.....	7,560	19,656
5602101000	LAM NEEDLELOOM FELTS & STICH-BONDED FIBER FABRICS KG	112,909	109,969
	BRAZIL.....	112,909	109,969
5602109090	NEEDLELOOM FELTS AND STITCH-BONDED FIBER FAB NESOI KG	299,669	222,097
	BRAZIL.....	299,669	222,097
5602290000	FELT NOT IMPREG COAT COVER OR LAMIN TEX MAT NESOI KG	4,990	3,520
	DOMINICAN REPUBLIC.....	4,990	3,520
5602906000	FELT NOT LAMINATED NESOI OF MANMADE FIBER KG	599	728
	ITALY.....	599	728
5603110090	OTH NONWOV, MANMADE, NT IMPREG/COATED, <= 25 G/M2 KG	459,096	1,444,242
	GERMANY.....	8,910	139,975
	ISRAEL.....	432,665	1,195,345
	JAPAN.....	2,633	69,633
	MEXICO.....	13,399	35,630
	VENEZUELA.....	1,469	3,659
5603120090	OTH NONWOV,MANMADE,NT IMP/COATED, >25 & <= 70 G/M2 KG	34,578	128,602
	COLOMBIA.....	421	3,243
	GERMANY.....	1,422	23,445
	MEXICO.....	3,068	18,677
	VENEZUELA.....	29,667	83,237
5603130090	OTH NONWOV,MANMADE,NT IMP/COATED,>70 & <= 150 G/M2 KG	8,249	26,603
	CHINA (TAIWAN).....	133	1,260
	MEXICO.....	2,201	7,934
	VENEZUELA.....	5,915	17,409
5603149090	OTH NONWOV, MANMADE, NT IMPREG/COATED, > 150 G/M2 KG	2,737	26,648
	CHINA (TAIWAN).....	2,636	25,830
	SPAIN.....	101	818
5603920090	OTH NONWOV, NT MM,NT IMP/COATED, >25 & <= 70 G/M2 KG	54	651
	GERMANY.....	54	651
5603949090	OTH NONWOVEN, NOT MANMADE, OF STPL FIB, > 150 G/M2 KG	812	9,142
	JAPAN.....	812	9,142
5604100000	RUBBER THREAD AND CORD, TEXTILE COVERED KG	75	2,440
	JAPAN.....	75	2,440
5605001000	MTL CTD/LMNTD FIL/STRP UNGIMP/UNTWST OR TWST <5 MT KG	7,035	95,517
	MEXICO.....	1,399	13,126
	VENEZUELA.....	5,636	82,391
5605009000	OT METALIZED YRN, BEING TEX YRN COMB W METAL KG	1,723	22,696
	MEXICO.....	480	5,071

TABLE 2 - IMPORTS INTO PUERTO RICO FROM FOREIGN COUNTRIES
BY COMMODITY AND COUNTRY OF ORIGIN-FISCAL YEAR 1999

COMM-CODE	COMMODITY, COUNTRY AND UNIT OF QUANTITY	QUANTITY	VALUE-\$
	VENEZUELA.....	1,243	17,625
5607210000	BINDER OR BALER TWINE OF SISAL FIBERS..... KG	39,672	31,307
	BRAZIL.....	39,672	31,307
5607290000	TWINE CORD ETC EX BINDER OR BALER OF SISAL FIBERS..... KG	58,560	58,289
	BRAZIL.....	31,635	27,676
	VENEZUELA.....	27,925	30,613
5607413000	BINDER/BALER TWINE OF POLYETHYLENE/PLOYPRP NESOI..... KG	4,209	26,610
	COSTA RICA.....	2,571	13,549
	GUATEMALA.....	1,638	13,061
5607491000	TWINE ETC POLYETHYLENE NESOI WIDE NONFIBRILLATED..... KG	942	11,180
	GUATEMALA.....	942	11,180
5607491500	TWINE POLYETHYLENE NESOI NT BRAID <4.8MM DIA NESOI..... KG	4,014	4,624
	GUATEMALA.....	2,157	1,675
	MEXICO.....	1,857	2,949
5607492500	TWINE POLYETHYLENE NESOI NT BRAID/PLAIED, NESOI..... KG	34,497	43,218
	GUATEMALA.....	14,088	10,937
	MEXICO.....	20,408	32,281
5607493000	CORDAGE ETC OF POYLETHYLENE/POLYPROPLENE NESOI..... KG	71,345	98,856
	CANADA.....	60	924
	VENEZUELA.....	71,285	87,932
5607503500	TWINE, CORD ETC OF OTH SYN FIBER NT BRAID OR PLAID..... KG	230	7,128
	CHINA, PEOPLE'S REP. (MAINLAND).....	230	7,128
5607504000	TWINE, CORDAGE, ETC OF OTH SYNTHETIC FIBERS, NESOI..... KG	61	1,637
	CHINA (TAIWAN).....	61	1,637
5607902000	TWINE CORDAGE ROPE BRAIDED OF TEXTILE FIBERS NESOI..... KG	49,622	354,070
	DOMINICAN REPUBLIC.....	6,679	243,039
	HONDURAS.....	41,720	63,822
	UNITED KINGDOM OF GT BRITAIN.....	1,223	47,209
5608902300	HAMMOCKS OF KNOT NETTING OF TWINE, CORDAGE, COTTON..... KG	9,911	35,248
	COSTA RICA.....	538	2,583
	ECUADOR.....	367	700
	EL SALVADOR.....	3,036	9,113
	GUATEMALA.....	266	911
	NICARAGUA.....	5,704	21,931
5608903000	KNOTTED NETTING OF TWINE NESOI OF TEXTILE MATL EXC..... KG	2,693	7,645
	CHINA (TAIWAN).....	2,147	6,030
	ECUADOR.....	532	1,060
	NICARAGUA.....	14	555
5609001000	ART O YRN, STRIP, TWINE, CORD, ROPE, CABLE NES COT..... KG	6,807	11,135
	HONDURAS.....	6,807	11,135
5609002000	ART O YRN, STRIP, ETC, NES VEGETABLE FIBER EXC COT..... KG	67	288
	NICARAGUA.....	67	288
5609003000	ART OF YARN, STRIP, ETC, NES OF MANMADE FIBERS..... KG	48,901	14,683,521
	COSTA RICA.....	350	875
	DOMINICAN REPUBLIC.....	48,551	14,682,646
5609004000	ARTICLE OF YARN, STRIP, TWN, NES, TEXT MATL NESII..... KG	26,283	6,225,049
	DOMINICAN REPUBLIC.....	26,272	6,222,004
	UNITED KINGDOM OF GT BRITAIN.....	11	3,045
	CARPETS AND OTHER TEXTILE FLOOR COVERINGS..... TOTAL	170,455	827,128
5701104000	TEXT FLOOR COVERING, HAND-HOOKED/KNOTTED, WOOL/FAH..... M2	10,081	317,820
	INDIA.....	10,081	317,820
5701901010	TEXTILE CARPETING, HAND-KNOTTED PILE EXC WOOL..... M2	84	22,739
	INDIA.....	84	22,739
5701901030	TEXTILE CARPETING, MACHINE-KNOTTED PILE, MMF FIBER..... M2	2,451	34,196
	EGYPT.....	2,451	34,196
5701902030	CARPETNG & TEXT FLOOR COVERINGS KNOTTED, MMF NESOI..... M2	42	824
	CANADA.....	42	824
5702109010	TEXTILE CARPETS, WOVEN KELAM ETC WOOL N CERT..... M2	772	21,620
	MOROCCO.....	36	2,482
	TURKEY.....	736	19,138
5702202000	TEXTILE CARPETS, WOVEN, COIR FIBER WITHOUT PILE..... M2	49	619
	SPAIN.....	49	619
5702312000	TEXTILE CARPETS, WOV WOOL PILE, NOT MADE UP NESOI..... M2	1,514	45,308
	SPAIN.....	98	6,013
	THAILAND.....	1,140	28,247
	UNITED KINGDOM OF GT BRITAIN.....	276	11,048
5702322000	TEXTILE CARPETS, WOV MANMADE PILE, N MADE UP NESOI..... M2	1,216	29,493

TABLE 2 - IMPORTS INTO PUERTO RICO FROM FOREIGN COUNTRIES
BY COMMODITY AND COUNTRY OF ORIGIN-FISCAL YEAR 1999

COMM-CODE	COMMODITY, COUNTRY AND UNIT OF QUANTITY	QUANTITY	VALUE-\$
	THAILAND.....	1,216	29,493
5702422080	CARPETS & FLR CVRNG MMF PILE, MADE-UP NESOI WOVEN M2	7,972	29,896
	BELGIUM.....	7,972	29,896
5702491080	CARPETS & FLOOR COVERING, COT PILE NT M POWER LOOM M2	80	4,261
	ITALY.....	80	4,261
5702912000	TEXTILE CARPETS, WOV NO PILE, WOOL CER H-LM MADEUP M2	6	891
	MOROCCO.....	6	891
5702914000	TEXTILE CARPETS, WOV NO PILE, WOOL N H-LM, MADE UP M2	51	1,090
	ROMANIA.....	51	1,090
5702920090	TEXTILE CARPETS, WOV NO PILE, MMF, MADE UP M2	350	5,899
	BRAZIL.....	158	2,373
	PORTUGAL.....	192	3,526
5702992000	TEXTILE CARPETS, WOV NO PILE, TEX NESOI, MADE UP M2	242	2,785
	ITALY.....	242	2,785
5703100080	TEXT CARPETS,TUFTED,OF WOOL OR FAH, NT HAND-HOOKED M2	94	10,064
	DENMARK.....	3	1,788
	FRANCE.....	86	7,674
	GERMANY.....	5	602
5703202010	TX CRPT TFTD NYL ETC, <= 5.25M2 IN AREA N HAND-HKD M2	12	1,734
	JAPAN.....	12	1,734
5703202090	TEXTILE CARPETS TUFTED NYLON ETC OTHER M2	3,301	124,305
	JAPAN.....	3,301	124,305
5704900090	TEXTILE CARPET TILES FELT, NOT TUFTED ETC, NESOI M2	142,000	164,050
	BELGIUM.....	142,000	164,050
5705002015	OTH TEXT CARPET, OF WOOL/FAH, OTH THAN NEEDLEPOINT M2	62	9,042
	FRANCE.....	62	9,042
5705002020	TEXTILE CARPETS NESOI, OF COTTON M2	76	493
	ITALY.....	76	493
	SPECIAL WOVEN FABRICS;TUFTED TEXTILE FABRICS; LACE; TAPESTRIES; TRIMMINGS; EMBROIDERY..... TOTAL		2,690,826
5801221000	WOVEN PILE/CHENILLE FAB,CUT CORDUROY >7.5 WALES/CM M2	154,354	254,221
	CHINA,PEOPLE'S REP.(MAINLAND).....	154,354	254,221
5801229000	WOV PILE/CHENILLE FAB,CUT CORDUROY <= 7.5 WALES/CM M2	40,290	71,990
	CHINA,PEOPLE'S REP.(MAINLAND).....	40,290	71,990
5804101000	TULLES & OTH NET FAB OF COTTON OR MAN-MADE FIBERS KG	974	12,497
	MEXICO.....	974	12,497
5804210000	LACE IN PCE, STRIP, MOTIF MECHANICAL MADE MMF KG	33,888	356,298
	COLOMBIA.....	7,522	75,108
	MEXICO.....	26,366	281,190
5804291000	MECH MDE LACE COT LACE IN PIECE, STRIP, MOTIFS KG	1,737	136,928
	MEXICO.....	211	4,287
	SPAIN.....	1,526	132,641
5805003000	HAND-WOVEN TAPESTRIES, NESOI: OF COTTON M2	12	2,018
	CHILE.....	10	1,585
	MEXICO.....	2	433
5805004090	HAND-WOVEN TAPESTRIES, NESOI M2	74	1,846
	ITALY.....	74	1,846
5806102400	NAR WOV PILE/CHEN FAB: MANMADE, FASTENER FAB TAPES KG	364	2,017
	CHINA (TAIWAN).....	364	2,017
5806200010	OTH NAR WOV FAB =>5% ELAST YRN/RUBBER THRD, OTHER KG	420	12,517
	CANADA.....	420	12,517
5806310000	NARROW WOVEN FABRICS, NESOI, OF COTTON KG	2,043	56,154
	CHINA (TAIWAN).....	1,908	52,563
	MEXICO.....	137	3,591
5806321090	RIBBONS OF NARROW WOVEN FABRICS: MAN-MADE FIBERS KG	28,853	605,325
	CHINA (TAIWAN).....	6,708	283,443
	CHINA,PEOPLE'S REP.(MAINLAND).....	132	6,489
	GERMANY.....	49	840
	MEXICO.....	17,370	254,827
	VENEZUELA.....	4,594	79,726
5806322000	NARROW WOVEN FABRICS OF MANMADE FIBER, NESOI KG	12,343	168,523
	CHINA (TAIWAN).....	4,691	48,447
	VENEZUELA.....	7,652	120,076
5806392000	NAR WOV FAB OTH TEX MAT VEGETABLE FIBER EXC COTTON KG	28	942
	CHINA (TAIWAN).....	28	942
5806393020	NARROW WOVEN FABRICS EX LABELS ETC OF METALIZED YN KG	16,757	520,170
	CHINA (TAIWAN).....	16,532	516,576

TABLE 2 - IMPORTS INTO PUERTO RICO FROM FOREIGN COUNTRIES
BY COMMODITY AND COUNTRY OF ORIGIN-FISCAL YEAR 1999

COMM-CODE	COMMODITY, COUNTRY AND UNIT OF QUANTITY	QUANTITY	VALUE-\$
	CHINA, PEOPLE'S REP. (MAINLAND).....	211	3,240
	MEXICO.....	14	354
5806393080	NARROW WOVEN FABRICS EX LABEL ETC OF TEX MAT NESOI KG	35	792
	CHINA (TAIWAN).....	35	792
5806400000	NAR FAB WARP W/O WEFT ASSEMBLED WITH AN ADHESIVE KG	1,993	19,992
	CANADA.....	1,979	19,025
	FRANCE.....	4	867
5807102020	WOVEN BADGE, SIMI ART TEX MAT NOT EMBROID MMF KG	752	14,890
	DOMINICAN REPUBLIC.....	752	14,890
5807902020	KNIT BADGE, SIMI ART TEX MAT NT EMBROID OT THN MMF KG	410	4,488
	CHINA, PEOPLE'S REP. (MAINLAND).....	312	1,650
	UNITED KINGDOM OF GT BRITAIN.....	96	2,818
5808104000	BRAIDS IN PCE SUIT MKG/ORN HDWR OF COTTON OR MMF KG	13,612	101,617
	CHINA (TAIWAN).....	618	11,705
	MEXICO.....	538	12,982
	SPAIN.....	117	11,374
	THAILAND.....	12,339	65,556
5808107000	BRAIDS IN THE PIECE, NESOI, OF COTTON OR MANAMDE KG	270	7,461
	MEXICO.....	270	7,461
5808900010	ORN TRIM IN PCE, W/O EMBROID, OTH KNT OF COT/MMF KG	6,025	135,408
	FRANCE.....	137	10,616
	MEXICO.....	4,663	103,952
	SPAIN.....	15	1,462
	VENEZUELA.....	1,210	19,378
5808900090	ORN TRIM IN PCE W/O EMBROID, OTH KNIT NESOI, NESOI KG	582	7,562
	VENEZUELA.....	582	7,562
5809000000	WOVEN FABRICS OF METAL THREAD & METALIZED YARN NEC M2	26,534	74,824
	JAPAN.....	9,438	11,096
	VENEZUELA.....	17,096	63,828
5810100000	EMBROID IN PCE, STRIPS, MOTIFS W/O VISABLE GROUND KG	687	37,407
	REP. OF SOUTH AFRICA.....	125	5,236
	VENEZUELA.....	562	32,171
5810910020	EMB IN PCE STRIPS MOTIFS COT W VSB GRND <=200 GM2 KG	518	28,391
	VENEZUELA.....	518	28,391
5810921000	BADGES/EMBLEMS/MOTIFS, MAN-MADE, OTH EMBROID, VIS GRD KG	383	10,849
	MEXICO.....	383	10,849
5810929080	EMBRDRY OF MMF OT THAN GRD <100GM2 & WIDTH >225CM KG	866	46,121
	COLOMBIA.....	27	2,269
	REP. OF SOUTH AFRICA.....	321	12,909
	VENEZUELA.....	538	30,943
	IMPREGNATED, COATED, COVERED OR LAMINATED TEXTILE FABRICS; TEXTILE ARTICLES OF A KIND SUITABLE FOR INDUSTRIAL USE.....	TOTAL	3,029,841
5901902000	TRACING CLOTH; PAINTING CANVAS ETC, MANMADE FIBERS M2	667	730
	CANADA.....	667	730
5903101000	TEXTILE FABRICS NESOI COATED ETC WITH PVC, COTTON M2	205,336	53,621
	REPUBLIC OF KOREA.....	205,336	53,621
5903101800	TEXTILE FABRIC NESOI PVC BOND MMF FAB, OTHER M2	12,881	28,883
	CHINA (TAIWAN).....	12,881	28,883
5903102010	TX FAB NESOI SHEAT PVC ETC MMF NESOI O 70% RU PL M2	7,402	32,526
	CHINA (TAIWAN).....	7,402	32,526
5903102090	TX FAB NESOI SHEAT O PVC ETC MMF NESOI O 70% RU PL M2	2,100	4,613
	COLOMBIA.....	2,100	4,613
5903102500	TEXTILE FABRIC NESOI PVC ETC MMF NESOI NO 70% R PL M2	23,972	112,399
	ITALY.....	23,972	112,399
5903103000	TEXTILE FABRIC NESOI PVC ETC, NOT COTTON OR MMF M2	10,508	14,071
	MEXICO.....	10,508	14,071
5903201800	TEX FABRIC NESOI PU BOND MMF FAB OTH OV 60% PLASTC M2	6,000	9,000
	CHINA (TAIWAN).....	6,000	9,000
5903202500	TEXTILE FABRIC NESOI PU ETC MMF NESOI NOV 70% R PL M2	138,940	199,500
	REPUBLIC OF KOREA.....	138,940	199,500
5903901000	TEXTILE FABRIC NESOI, COATED ETC NESOI, COTTON M2	3,868	24,484
	ITALY.....	3,868	24,484
5903901500	TEXTILE FABRIC NESOI, NO PVC PU, MM BD, OV 60% PLAST M2	18,749	29,375
	BELGIUM.....	10,349	10,527
	SPAIN.....	8,400	18,848
5903901800	TEX FABRIC NESOI, NO PVC PU, MM BD, OTH OV 60% PLAST M2	308	550

TABLE 2 - IMPORTS INTO PUERTO RICO FROM FOREIGN COUNTRIES
BY COMMODITY AND COUNTRY OF ORIGIN-FISCAL YEAR 1999

COMM-CODE	COMMODITY, COUNTRY AND UNIT OF QUANTITY	QUANTITY	VALUE-\$
	COLOMBIA.....	308	550
5903902000	TEXT FABRIC NESOI,NO PVC PU, MM C OTH OV70% RU PLA M2	37,404	18,261
	CANADA.....	980	882
	MEXICO.....	36,414	17,379
5903902500	TEXT FABRIC NESOI NO PVC PU,NN C OTH NOV70% RU PLA M2	108,377	64,240
	MEXICO.....	108,377	64,240
5905009000	TEXTILE WALL COVERINGS NESOI M2	3	428
	PANAMA.....	3	428
5906100000	ADHESIVE TAPE NOT OVER 20 CM WIDE KG	1,226	2,160
	COSTA RICA.....	1,226	2,160
5906912000	RUB TEXTILE FABRIC NESOI, KNIT ETC MMF 0 70% RU P M2	135,201	1,042,777
	CHINA (TAIWAN).....	112,705	847,497
	HONG KONG.....	22,496	195,280
5907006000	TEX FABRICS IMPREGNATED ETC OF MAN MADE FIBERS M2	11,389	28,113
	CANADA.....	11,389	28,113
5908000000	TEXTILE WICKS FOR LAMPS ETC AND GAS MANTLES ETC KG	597	3,600
	CHINA,PEOPLE'S REP.(MAINLAND).....	597	3,600
5909002000	TEXTILE HOSEPIPING AND TUBING ETC, MATERIALS NESOI KG	16,961	155,580
	CANADA.....	16,961	155,580
5911203000	TEXTILE BOLTING CLOTH NESOI, EXCEPT SILK M2	3,245	14,841
	SWITZERLAND.....	3,245	14,841
5911320010	PRESS FELTS WEIGHING 650 G/M2 OR MORE M2	25	3,964
	ITALY.....	25	3,964
5911320080	TEX FAB/FELT, WEIGHING >=650 G/M2, NESOI M2	165	24,822
	GERMANY.....	165	24,822
5911400000	TEXTILE STRAINING CLOTH USED IN OIL PRESSES ETC KG	4,525	1,160,096
	GERMANY.....	4,210	1,106,268
	JAPAN.....	230	23,665
	SWITZERLAND.....	85	30,163
5911900080	TEXTILE PRODUCTS ETC FOR TECHNICAL USES NESOI KG	12	1,207
	SPAIN.....	12	1,207
	KNITTED OR CROCHETED FABRICS..... TOTAL	37,368	212,944
6002201000	OTH FAB WIDTH<30 CM OPEN-WK FAB WRP KNT <=30 CM KG	3,900	61,180
	MEXICO.....	3,900	61,180
6002302020	OTH KT FAB >30 CM WD >=5% ELSTO YRN/RUB TH, WRP KT KG	6,729	97,450
	COLOMBIA.....	3,352	37,199
	MEXICO.....	3,377	60,251
6002302080	OTH KNT FAB >30 CM WD >=5% ELSTO YRN/RUB THRD, OTH KG	320	4,587
	COLOMBIA.....	180	1,971
	SPAIN.....	140	2,616
6002420000	OTHER WARP KNIT FABRICS(INCLUDNG GALLOON)OF COTTON KG	1,346	9,971
	COSTA RICA.....	1,346	9,971
6002430010	OT WARP KNIT FAB(INCL GALLOON) MMF OPEN-WORK FABRC KG	3,305	21,111
	COLOMBIA.....	3,305	21,111
6002430080	FABRICS OF MANMADE FIBERS NESOI, WARP KNIT KG	32	443
	COLOMBIA.....	32	443
6002490000	OTHER WARP KNIT FABRICS (INCLUDING GALLOON); OTHER KG	594	2,618
	COSTA RICA.....	594	2,618
6002921000	OTHER COT KT OR CROCHD FAB, CIR KNIT, >100 MET NUM KG	1,820	8,160
	COSTA RICA.....	1,820	8,160
6002929080	OTHER KNITTED OR CROCHETED FABRICS OF COTTON,NESOI KG	139	1,715
	COLOMBIA.....	139	1,715
6002930080	OTHER KNIT/CROCHET FABRIC OF MAN-MADE FIBERS,NESOI KG	699	5,709
	COLOMBIA.....	699	5,709
	ARTICLES OF APPAREL AND CLOTHING ACCESSORIES,KNITTED OR CROCHETED..... TOTAL		114,162,191
6103421040	BOY'S TROUSERS & BREECHES, NESOI, OF COTTON, KNIT DOZ	818	26,570
	EL SALVADOR.....	818	26,570
6103421050	MEN'S SHORTS OF COTTON, KNIT DOZ	4	304
	MEXICO.....	4	304
6103421070	BOYS' SHORTS, OTH THN IMPT PRTS PLYSTS, COT, KNIT DOZ	637	18,543
	EL SALVADOR.....	637	18,543
6103422015	BOYS' OVERALLS SIZES 2-7 OF COTTON NINSULATE KNIT DOZ	4	459
	COLOMBIA.....	4	459
6103431520	MEN'S TROUSERS & BREECHES OF OTH SYN FIBERS, KNIT DOZ	27	800
	DOMINICAN REPUBLIC.....	27	800

TABLE 2 - IMPORTS INTO PUERTO RICO FROM FOREIGN COUNTRIES
BY COMMODITY AND COUNTRY OF ORIGIN-FISCAL YEAR 1999

COMM-CODE	COMMODITY, COUNTRY AND UNIT OF QUANTITY	QUANTITY	VALUE-\$
6103431540	BOYS' TROUSERS & BREECHES NESOI OF SYN FIB, KNIT	DOZ	55
	COLOMBIA.....	55	2,604
6103431550	MEN'S SHORTS OF OTHER SYNTHETIC FIBERS, KNIT	DOZ	7
	MEXICO.....	7	800
6103431570	BOYS' SHORTS NESOI OF SYNTHETIC FIBERS, KNIT	DOZ	61
	MEXICO.....	61	1,476
6104120030	W/G TROUSERS ETC IMP AS PART OF SUIT OF COT, KNIT	DOZ	1,905
	MEXICO.....	1,905	85,782
6104132000	W/G SUITS OF OTHER SYNTHETIC FIBERS, KNIT	NO	12
	COLOMBIA.....	12	913
6104220050	W/G ENSEMBLES OF SHORTS OF COTTON, KNIT	DOZ	200
	COLOMBIA.....	200	7,464
6104220080	W/G ENSEMBLES OF BLOUSES SHIRTS TOPS OF COT, KNIT	DOZ	200
	COLOMBIA.....	200	7,200
6104332000	W/G SUIT-TYPE JACKETS OF SYN FIB <23% WOOL, KNIT	DOZ	11
	CANADA.....	7	3,501
	VENEZUELA.....	4	3,178
6104410010	WOMEN'S DRESSES OF WOOL, OR FINE ANIMAL HAIR, KNIT	DOZ	179
	ECUADOR.....	179	2,150
6104420010	WOMEN'S DRESSES OF COTTON, KNIT	DOZ	833
	BRAZIL.....	584	64,343
	COLOMBIA.....	3	53,693
	GERMANY.....	1	338
	INDONESIA.....	16	277
	MEXICO.....	187	1,782
	NICARAGUA.....	32	7,133
6104420020	GIRLS' DRESSES OF COTTON, KNIT	DOZ	642
	BRAZIL.....	72	1,140
	COLOMBIA.....	95	40,962
	EL SALVADOR.....	403	3,554
	MEXICO.....	72	6,780
6104432010	WOMEN'S DRESSES OF OTHER SYNTHETIC FIBERS, KNIT	DOZ	140
	BRAZIL.....	16	25,176
	CANADA.....	1	5,452
	COLOMBIA.....	33	10,681
	INDONESIA.....	18	1,864
	MEXICO.....	32	379
	PERU.....	40	2,925
6104432020	GIRLS' DRESSES OF OTHER SYNTHETIC FIBERS, KNIT	DOZ	487
	COLOMBIA.....	254	843
	EL SALVADOR.....	90	3,230
	MEXICO.....	93	1,440
	PANAMA.....	50	30,685
6104442010	WOMEN'S DRESSES OF ARTIFICIAL FIB <23% WOOL, KNIT	DOZ	1
	ITALY.....	1	20,361
6104520010	WOMEN'S SKIRTS AND DIVIDED SKIRTS OF COTTON, KNIT	DOZ	703
	BRAZIL.....	686	2,802
	INDONESIA.....	7	4,063
	MEXICO.....	10	3,459
6104520020	GIRLS' SKIRTS AND DIVIDED SKIRTS OF COTTON, KNIT	DOZ	15
	COLOMBIA.....	3	663
	PANAMA.....	12	48,518
6104532010	WOMEN'S SKIRTS OF SYNTHETIC FIBER <23% WOOL, KNIT	DOZ	130
	BRAZIL.....	27	47,265
	CANADA.....	5	495
	COLOMBIA.....	68	758
	MEXICO.....	21	741
	VENEZUELA.....	9	273
6104532020	GIRLS' SKIRTS OF SYNTHETIC FIBERS <23% WOOL, KNIT	DOZ	25
	COLOMBIA.....	25	468
6104591030	WOMEN'S SKIRTS OF ARTIFICIAL FIBERS NESOI, KNIT	DOZ	8
	INDONESIA.....	8	10,504
6104622006	KNITTED WOMENS COTTON TROUS, CONT >=5% ELAST YARN	DOZ	682
	BRAZIL.....	573	2,022
	DOMINICAN REPUBLIC.....	109	884
6104622011	KNITTED WOMENS COTTON TROUSERS, OTHER	DOZ	1,538
	BRAZIL.....	1,515	5,759
	MEXICO.....	23	1,527
6104622028	KNITTED GIRLS COTTON TROUSERS, NESOI	DOZ	341
	BRAZIL.....	160	312
			1,510
			428
			428
			42,401
			37,997
			4,404
			114,276
			111,925
			2,351
			20,406
			10,680

TABLE 2 - IMPORTS INTO PUERTO RICO FROM FOREIGN COUNTRIES
BY COMMODITY AND COUNTRY OF ORIGIN-FISCAL YEAR 1999

COMM-CODE	COMMODITY, COUNTRY AND UNIT OF QUANTITY	QUANTITY	VALUE-\$
	COLOMBIA.....	148	7,970
	MEXICO.....	8	715
	PANAMA.....	27	1,041
6104622030	WOMEN'S SHORTS OF COTTON, KNIT DOZ	257	16,322
	BRAZIL.....	213	12,818
	COLOMBIA.....	38	3,166
	MEXICO.....	8	338
6104622060	G SHORTS COT N-IMPORTED AS PART OF PLAYSUITS, KNIT DOZ	1,498	48,725
	BRAZIL.....	43	1,482
	COLOMBIA.....	19	942
	EL SALVADOR.....	1,280	43,793
	PANAMA.....	176	2,508
6104631020	W OVRALLS OF SYNTHETIC FIBERS, NT INSULATED, KNIT DOZ	12	1,303
	CANADA.....	4	833
	MEXICO.....	8	470
6104632011	KNITTED WOMENS SYN TROUSERS, OTHER DOZ	397	28,094
	BRAZIL.....	50	6,612
	COLOMBIA.....	51	2,744
	DOMINICAN REPUBLIC.....	238	15,483
	INDONESIA.....	12	435
	ITALY.....	7	2,029
	VENEZUELA.....	29	791
6104632028	KNIT GIRLS SYN TROUSERS, NESOI DOZ	104	4,842
	COLOMBIA.....	61	3,294
	MEXICO.....	12	432
	PANAMA.....	31	1,116
6104632030	W SHIRTS OF SYN FIBERS CONT <23% WOOL/FAH, KNIT DOZ	151	12,660
	MEXICO.....	31	1,860
	PERU.....	120	10,800
6105100010	MEN'S SHIRTS OF COTTON, KNIT DOZ	8,854	744,133
	CHINA, PEOPLE'S REP. (MAINLAND).....	1,082	127,005
	COLOMBIA.....	59	4,799
	DOMINICAN REPUBLIC.....	1,492	124,965
	EL SALVADOR.....	70	6,930
	FRANCE.....	3	682
	GUATEMALA.....	40	1,800
	INDIA.....	1,467	115,743
	ITALY.....	5	1,039
	MEXICO.....	391	33,890
	PAKISTAN.....	468	26,881
	PANAMA.....	6	277
	PERU.....	3,731	298,465
	PORTUGAL.....	20	774
	UNITED KINGDOM OF GT BRITAIN.....	20	1,083
6105100030	BOYS' SHIRTS NESOI OF COTTON, KNIT DOZ	534	34,864
	CHINA, PEOPLE'S REP. (MAINLAND).....	70	4,762
	COLOMBIA.....	193	7,778
	DOMINICAN REPUBLIC.....	57	3,055
	EL SALVADOR.....	51	2,499
	INDIA.....	163	16,770
6105202010	MEN'S SHIRTS OF OTHER MANMADE FIBERS, KNIT DOZ	57,341	1,755,357
	CANADA.....	3	413
	CHINA (TAIWAN).....	1,620	47,790
	CHINA, PEOPLE'S REP. (MAINLAND).....	6	734
	DOMINICAN REPUBLIC.....	9,244	295,857
	INDONESIA.....	18,283	648,405
	MEXICO.....	1,557	78,235
	PHILIPPINES.....	26,628	683,923
6105202030	BOYS' SHIRTS OF MANMADE FIBERS, NESOI, KNIT DOZ	44,475	1,215,353
	DOMINICAN REPUBLIC.....	16,536	443,023
	INDONESIA.....	20,578	627,643
	MEXICO.....	873	7,811
	PHILIPPINES.....	6,488	136,876
6106100010	WOMEN'S BLOUSES AND SHIRTS OF COTTON, KNIT DOZ	5,697	339,108
	BRAZIL.....	2,984	197,119
	CANADA.....	9	1,718
	CHINA, PEOPLE'S REP. (MAINLAND).....	49	4,628
	COLOMBIA.....	84	3,489
	DOMINICAN REPUBLIC.....	313	15,952
	ECUADOR.....	104	975

TABLE 2 - IMPORTS INTO PUERTO RICO FROM FOREIGN COUNTRIES
BY COMMODITY AND COUNTRY OF ORIGIN-FISCAL YEAR 1999

COMM-CODE	COMMODITY, COUNTRY AND UNIT OF QUANTITY	QUANTITY	VALUE-\$
	EL SALVADOR.....	14	913
	FRANCE.....	3	1,191
	ITALY.....	3	480
	MEXICO.....	1,919	99,081
	PERU.....	215	13,582
6106100020	GIRLS' BLOUSES OF COTTON IMP PLAYSUIT PARTS, KNIT DOZ	9	482
	CHINA, PEOPLE'S REP. (MAINLAND).....	9	482
6106100030	GIRLS' BLOUSES NESOI OF COTTON, KNIT DOZ	1,508	52,131
	BRAZIL.....	111	6,159
	COLOMBIA.....	197	4,337
	EL SALVADOR.....	1,008	35,854
	PANAMA.....	194	5,781
6106202010	WOMEN'S BLOUSES OF OTHER MANMADE FIBERS, KNIT DOZ	388	21,007
	BRAZIL.....	77	7,587
	CANADA.....	11	1,358
	COLOMBIA.....	43	2,547
	DOMINICAN REPUBLIC.....	239	7,916
	MEXICO.....	16	1,801
6106202030	GIRLS' BLOUSES & SHIRTS NESOI OF OTHER MM FIB KNIT DOZ	78	3,973
	COLOMBIA.....	63	3,568
	PANAMA.....	15	405
6106901010	WOMEN'S BLOUSES OF WOOL OR FINE ANIMAL HARI, KNIT DOZ	766	4,600
	ECUADOR.....	766	4,600
6106901500	W/G BLOUSES OF SILK CONT 70% MORE SILK, KNIT DOZ	11	1,914
	CHINA, PEOPLE'S REP. (MAINLAND).....	11	1,914
6107110010	MEN'S UNDERPANTS AND BRIEFS, OF COTTON, KNIT DOZ	8,578,669	72,602,172
	BANGLADESH.....	5,340	44,055
	CHINA (TAIWAN).....	15,864	85,884
	CHINA, PEOPLE'S REP. (MAINLAND).....	87	1,894
	COLOMBIA.....	7,899	165,638
	DOMINICAN REPUBLIC.....	8,547,141	72,257,006
	EL SALVADOR.....	369	15,388
	PANAMA.....	280	3,921
	SPAIN.....	1,889	28,186
6107110020	BOYS' UNDERPANTS AND BRIEFS, OF COTTON, KNIT DOZ	2,981,590	16,778,536
	CHINA, PEOPLE'S REP. (MAINLAND).....	23	298
	COLOMBIA.....	1,599	22,242
	COSTA RICA.....	26	474
	DOMINICAN REPUBLIC.....	2,979,374	16,743,161
	EL SALVADOR.....	318	8,111
	PANAMA.....	260	3,250
6107120010	MEN'S UNDERPANTS AND BRIEFS OF MANMADE FIBERS, KNI DOZ	6,835	121,258
	COLOMBIA.....	5,009	81,825
	DOMINICAN REPUBLIC.....	226	11,023
	MEXICO.....	1,600	28,410
6107120020	BOYS' UNDERPANTS AND BRIEFS OF MANMADE FIBERS, KNI DOZ	3,228	20,293
	COLOMBIA.....	1,038	11,533
	MEXICO.....	2,190	8,760
6108110010	WOMEN'S SLIPS AND PETTICOATS OF MANMADE FIB, KNIT DOZ	844	27,372
	ITALY.....	1	306
	MEXICO.....	843	27,066
6108110020	GIRLS' SLIPS AND PETTICOATS OF MANMADE FIBERS,KNIT DOZ	2	1,890
	ITALY.....	2	1,890
6108210010	WOMEN'S BRIEFS AND PANTIES OF COTTON, KNIT DOZ	64,920	1,102,832
	BANGLADESH.....	14,700	63,210
	CHILE.....	70	1,850
	COLOMBIA.....	24,353	545,537
	COSTA RICA.....	15	594
	DOMINICAN REPUBLIC.....	20,543	415,897
	FRANCE.....	88	3,881
	GUATEMALA.....	670	6,006
	ITALY.....	1	348
	MEXICO.....	1,430	22,254
	PANAMA.....	1,249	12,520
	SPAIN.....	1,801	30,935
6108210020	GIRLS' BRIEFS AND PANTIES OF COTTON, KNIT DOZ	16,204	87,748
	BANGLADESH.....	14,000	60,200
	COLOMBIA.....	1,655	22,800
	COSTA RICA.....	99	566
	MEXICO.....	93	1,488

**TABLE 2 - IMPORTS INTO PUERTO RICO FROM FOREIGN COUNTRIES
BY COMMODITY AND COUNTRY OF ORIGIN-FISCAL YEAR 1999**

COMM-CODE	COMMODITY, COUNTRY AND UNIT OF QUANTITY	QUANTITY	VALUE-\$
	PANAMA.....	357	2,694
6108229020	WOMEN'S BRIEFS AND PANTIES OF MANMADE FIBERS, KNIT DOZ	322,143	6,704,121
	CHILE.....	22	695
	COLOMBIA.....	101,182	3,067,058
	COSTA RICA.....	27,370	761,650
	DOMINICAN REPUBLIC.....	96,469	1,827,127
	FRANCE.....	127	7,238
	ITALY.....	18	7,516
	MEXICO.....	93,530	986,452
	PANAMA.....	1,925	10,276
	PORTUGAL.....	1	288
	SPAIN.....	1,499	35,721
6108229030	GIRLS' BRIEFS AND PANTIES OF MANMADE FIBERS, KNIT DOZ	69,946	409,805
	COLOMBIA.....	615	19,545
	MEXICO.....	69,142	387,724
	PANAMA.....	189	2,536
6108310010	WOMEN'S NIGHTDRESSES AND PAJAMAS OF COTTON, KNIT DOZ	4,115	291,273
	COLOMBIA.....	819	50,355
	EL SALVADOR.....	3,118	232,090
	PANAMA.....	178	8,828
6108310020	GIRLS' NIGHTDRESSES AND PAJAMAS OF COTTON, KNIT DOZ	392	10,812
	PANAMA.....	392	10,812
6108320010	WOMEN'S NIGHTDRESSES & PAJAMAS OF MANMADE FIB,KNIT DOZ	9,373	354,680
	COLOMBIA.....	1,235	90,895
	MEXICO.....	8,088	281,526
	PANAMA.....	46	1,944
	SPAIN.....	4	315
6108320025	GIRLS' NIGHTDRESSES & PAJAMAS OF MANMADE FIB, KNIT DOZ	184	8,090
	COLOMBIA.....	128	6,650
	MEXICO.....	56	1,440
6108910005	WOMEN'S & GIRLS' UNDERPANTS OF COTTON, KNIT DOZ	81	1,793
	COLOMBIA.....	11	491
	DOMINICAN REPUBLIC.....	33	361
	MEXICO.....	37	941
6108910015	WOMEN'S UNDERWEAR EXCEPT UNDERPNTS OF COTTON, KNIT DOZ	37	686
	COLOMBIA.....	37	686
6108910030	WOMEN'S NEGLIGEEES, BATHROBES ETC OF COTTON, KNIT DOZ	2,197	119,123
	DOMINICAN REPUBLIC.....	2,172	118,736
	GUATEMALA.....	25	387
6108920005	WOMEN'S & GIRLS' UNDERPANTS OF MANMADE FIBER, KNIT DOZ	329	7,580
	DOMINICAN REPUBLIC.....	135	2,292
	MEXICO.....	194	5,288
6108920015	WOMEN'S UNDERWEAR EXC UNDERPANTS OF MMF, KNIT DOZ	271	21,709
	DOMINICAN REPUBLIC.....	271	21,709
6108920030	WOMEN'S NEGLIGEE, BATHROBE,ETC OF MANMADE FIB,KNIT DOZ	1,810	93,272
	COLOMBIA.....	513	44,408
	DOMINICAN REPUBLIC.....	333	14,298
	MEXICO.....	964	34,566
6108920040	GIRLS' NEGLIGEEES, BATHROBE,ETC OF MANMADE FIB,KNIT DOZ	40	14,520
	MEXICO.....	40	14,520
6109100005	M/B T-SHIRTS, ALL WHITE UNDERWEAR OF COTTON, KNIT DOZ	134	2,743
	DOMINICAN REPUBLIC.....	84	1,999
	SPAIN.....	50	744
6109100007	M/B SINGLETS, ALL WHITE UNDERWEAR OF COTTON, KNIT DOZ	13,013	133,762
	DOMINICAN REPUBLIC.....	13,013	133,762
6109100012	MEN'S T-SHIRTS EXC UNDERWEAR OF COTTON, KNIT DOZ	33,626	1,427,458
	CANADA.....	23	3,558
	CHINA,PEOPLE'S REP.(MAINLAND).....	206	18,787
	COLOMBIA.....	27	1,718
	DOMINICAN REPUBLIC.....	10,577	224,567
	ECUADOR.....	25	295
	EL SALVADOR.....	41	2,766
	FRANCE.....	403	17,662
	ITALY.....	18	628
	MEXICO.....	9,561	214,664
	PAKISTAN.....	822	36,136
	PERU.....	11,873	903,939
	TUNISIA.....	42	1,750
	VENEZUELA.....	10	1,000
6109100014	BOYS' T-SHIRTS EXC UNDERWEAR OF COTTON, KNIT DOZ	6,542	337,523

TABLE 2 - IMPORTS INTO PUERTO RICO FROM FOREIGN COUNTRIES
BY COMMODITY AND COUNTRY OF ORIGIN-FISCAL YEAR 1999

COMM-CODE	COMMODITY, COUNTRY AND UNIT OF QUANTITY	QUANTITY	VALUE-\$
	ARGENTINA.....	1	288
	COLOMBIA.....	14	601
	DOMINICAN REPUBLIC.....	225	675
	EL SALVADOR.....	1,668	58,887
	MEXICO.....	942	42,427
	PERU.....	3,692	234,635
6109100018	MEN'S TANK TOPS & SINGLET EX UNDERWEAR OF COT, KNIT DOZ	12	890
	MEXICO.....	12	890
6109100023	BOYS' TANK TOPS & SINGLET EX UNDERWEAR OF COT, KNIT DOZ	39	1,381
	EL SALVADOR.....	34	1,003
	MEXICO.....	5	378
6109100027	M/B ART SIM T-SHIRTS EXC UNDERWEAR OF COTTON, KNIT DOZ	218	9,279
	DOMINICAN REPUBLIC.....	218	9,279
6109100037	W/G UNDERWEAR OF COTTON, KNIT DOZ	1,916	36,115
	DOMINICAN REPUBLIC.....	1,916	36,115
6109100040	WOMEN'S T-SHIRTS EXCEPT UNDERWEAR OF COTTON, KNIT DOZ	880	49,417
	ARGENTINA.....	19	2,191
	BRAZIL.....	118	7,194
	EL SALVADOR.....	395	23,861
	MEXICO.....	343	15,838
	THAILAND.....	5	333
6109100045	GIRLS' T-SHIRTS EXCEPT UNDERWEAR OF COTTON, KNIT DOZ	2,203	86,748
	CHILE.....	29	1,820
	CHINA, PEOPLE'S REP. (MAINLAND).....	17	654
	EL SALVADOR.....	911	33,207
	MEXICO.....	349	17,149
	PANAMA.....	497	9,732
	PERU.....	400	24,186
6109100060	WOMEN'S TANK TOPS EXCEPT UNDERWEAR OF COTTON, KNIT DOZ	1,221	68,357
	COLOMBIA.....	11	392
	DOMINICAN REPUBLIC.....	610	30,047
	MEXICO.....	170	6,074
	PERU.....	430	31,844
6109100065	GIRLS' TANK TOPS EXCEPT UNDERWEAR OF COTTON, KNIT DOZ	601	17,851
	EL SALVADOR.....	71	3,258
	MEXICO.....	350	2,713
	PERU.....	180	11,880
6109100070	W/G ART SIM T-SHIRTS & TANK TOPS OF COTTON, KNIT DOZ	186	7,114
	COLOMBIA.....	32	1,901
	DOMINICAN REPUBLIC.....	154	5,213
6109901007	MEN'S T-SHIRTS OF MANMADE FIBERS, KNIT DOZ	137,488	2,542,976
	CANADA.....	3	419
	CHINA, PEOPLE'S REP. (MAINLAND).....	48	5,184
	DOMINICAN REPUBLIC.....	58,507	1,321,565
	MEXICO.....	75,490	1,164,473
	SYRIA.....	3,440	51,335
6109901009	BOYS' T-SHIRTS OF MANMADE FIBERS, KNIT DOZ	6,507	71,709
	MEXICO.....	5,451	61,203
	SYRIA.....	1,056	10,508
6109901013	MEN'S TANK TOPS & SINGLET OF MANMADE FIBERS, KNIT DOZ	5	2,178
	PORTUGAL.....	5	2,178
6109901025	BOYS' TANK TOPS & SINGLET OF MANMADE FIBERS, KNIT DOZ	7,267	56,317
	MEXICO.....	7,267	56,317
6109901049	M/B ARTICLES SIMILAR TO T-SHIRTS OF MMF, KNIT DOZ	63	3,290
	COLOMBIA.....	63	3,290
6109901050	WOMEN'S T-SHIRTS OF MANMADE FIBERS, KNIT DOZ	258	13,655
	ARGENTINA.....	8	1,423
	MEXICO.....	239	11,409
	SPAIN.....	9	823
6109901060	GIRLS' T-SHIRTS OF MANMADE FIBERS, KNIT DOZ	2,085	56,337
	MEXICO.....	2,085	56,337
6109901065	WOMEN'S TANK TOPS & SINGLET OF MANMADE FIBER, KNIT DOZ	177	8,562
	CANADA.....	3	298
	COLOMBIA.....	86	3,272
	ITALY.....	5	1,663
	MEXICO.....	82	2,791
	PORTUGAL.....	1	538
6109901070	GIRLS' TANK TOPS & SINGLET OF MANMADE FIBERS, KNIT DOZ	6,193	38,737
	MEXICO.....	6,193	38,737
6109901090	W/G ARTICLES SIMILAR TO T-SHIRTS, ETC OF MMF, KNIT DOZ	21,429	446,784

TABLE 2 - IMPORTS INTO PUERTO RICO FROM FOREIGN COUNTRIES
BY COMMODITY AND COUNTRY OF ORIGIN-FISCAL YEAR 1999

COMM-CODE	COMMODITY, COUNTRY AND UNIT OF QUANTITY	QUANTITY	VALUE-\$
	DOMINICAN REPUBLIC.....	21,429	446,784
6110101020	W/G SWEATERS WHOLLY OF CASHMERE, KNIT DOZ	4	370
	ECUADOR.....	4	370
6110201025	M/B SWTSHT & SMLR ART OF COT CONT 36% FLX FIB,KNIT DOZ	13	1,522
	MEXICO.....	13	1,522
6110202010	MEN'S SWEATERS OF OTHER COTTON, KNIT DOZ	19	4,145
	CHINA,PEOPLE'S REP.(MAINLAND).....	11	1,445
	ITALY.....	8	2,700
6110202015	BOYS' SWEATERS OF OTHER COTTON, KNIT DOZ	12	309
	PHILIPPINES.....	12	309
6110202020	WOMEN'S SWEATERS OF OTHER COTTON, KNIT DOZ	2	268
	MEXICO.....	2	268
6110202035	W/G VESTS (EXC SWEATER VEST) OF OTHER COTTON, KNIT DOZ	52	4,028
	CHINA,PEOPLE'S REP.(MAINLAND).....	42	2,281
	SPAIN.....	10	1,747
6110202040	M/B SWEATSHIRTS OF OTHER COTTON, KNITTED DOZ	174	15,150
	DOMINICAN REPUBLIC.....	151	13,676
	FRANCE.....	17	644
	MEXICO.....	6	830
6110202045	W/G SWEATSHIRTS OF OTHER COTTON, KNIT DOZ	5	749
	MEXICO.....	5	749
6110202065	M/B OTHER APPAREL OF COTTON, KNIT DOZ	488	26,752
	DOMINICAN REPUBLIC.....	360	22,319
	EL SALVADOR.....	8	431
	PAKISTAN.....	120	4,002
6110202075	W/G OTHER APPAREL OF COTTON, KNIT DOZ	94	3,427
	DOMINICAN REPUBLIC.....	94	3,427
6110301560	W/G SWTSHT & SMLR ART OF MMF CONT 23% WOOL, KNIT DOZ	2	305
	MEXICO.....	2	305
6110303015	BOY'S SWEATERS OF OTHER MANMADE FIBERS, KNIT DOZ	2	257
	MEXICO.....	2	257
6110303020	WOMEN'S SWEATERS OF OTHER MANMADE FIBERS, KNIT DOZ	84	7,992
	MEXICO.....	3	445
	SPAIN.....	2	464
	VENEZUELA.....	79	7,083
6110303035	W/G VESTS (EXC SWEATER VESTS) OF OTHER MMF, KNIT DOZ	3	359
	SPAIN.....	3	359
6110303045	W/G SWEATSHIRTS OF OTHER MANMADE FIBERS, KNIT DOZ	12	432
	MEXICO.....	12	432
6110303055	W/G OTHER SWEATERS OF OTHER MANMADE FIBERS, KNIT DOZ	104	21,082
	SPAIN.....	104	21,082
6111201000	BABIES' BLOUSES & SHIRTS EX SET PTS OF COTTON,KNIT DOZ	57	2,848
	BRAZIL.....	22	540
	COLOMBIA.....	35	2,308
6111202000	BABIES' T-SHIRT & SMLR GRMNT EX SET PT OF COT,KNIT DOZ	2,479	18,753
	CHILE.....	8	485
	EL SALVADOR.....	28	875
	MEXICO.....	2,041	15,641
	THAILAND.....	402	2,652
6111203000	BABIES' SWEATER & SMLR GRMNT EX SET PT OF COT,KNIT DOZ	22	1,548
	COSTA RICA.....	22	1,548
6111204000	BABIES' DRESSES OF COTTON, KNIT DOZ	474	46,184
	BRAZIL.....	9	362
	COLOMBIA.....	485	45,822
6111205000	BABIES' TROUSERS, SHORTS EX SET PARTS OF COT, KNIT DOZ	41	1,573
	COLOMBIA.....	13	923
	EL SALVADOR.....	28	650
6111206010	BABIES' SUNSUITS & SIMILAR APPAREL OF COTTON, KNIT DOZ	428	9,170
	COLOMBIA.....	116	4,646
	HONG KONG.....	312	4,524
6111206020	BABIES' GRMNTS & CLTHNG ACCESS SETS OF COTTON,KNIT DOZ	6,752	350,165
	BRAZIL.....	8	318
	COLOMBIA.....	3,211	273,405
	HONG KONG.....	1,872	34,984
	PHILIPPINES.....	1,800	32,100
	SPAIN.....	61	9,358
6111206030	BABIES' GRMNT & CLTHNG ACCESS SET PT OF COT, KNIT DOZ	943	20,403
	HONG KONG.....	700	17,850
	PHILIPPINES.....	135	2,184
	THAILAND.....	108	369

TABLE 2 - IMPORTS INTO PUERTO RICO FROM FOREIGN COUNTRIES
BY COMMODITY AND COUNTRY OF ORIGIN-FISCAL YEAR 1999

COMM-CODE	COMMODITY, COUNTRY AND UNIT OF QUANTITY	QUANTITY	VALUE-\$
6111206040	BABIES' OT GRMNTS & CLOTHING ACCESS OF COTTON,KNIT DOZ	3,303	48,722
	BRAZIL.....	9	1,320
	COLOMBIA.....	485	10,826
	EL SALVADOR.....	75	2,862
	HONG KONG.....	48	557
	MEXICO.....	1,338	11,393
	SPAIN.....	973	19,330
	THAILAND.....	375	2,434
6111301000	BABIES' TROUSERS, SHORTS EX SET PT OF SYN FIB,KNIT DOZ	33	1,257
	COLOMBIA.....	13	537
	MEXICO.....	20	720
6111302000	BABIES' BLOUSES, SHIRTS EX SET PTS OF SYN FIB,KNIT DOZ	2,885	27,520
	COLOMBIA.....	16	620
	MEXICO.....	2,869	26,900
6111303000	BABIES' T-SHIRTS, ETC EX SET PARTS OF SYN FIB,KNIT DOZ	43,137	375,059
	COLOMBIA.....	25	1,141
	MEXICO.....	43,112	373,918
6111304000	BABIES' SWEATERS ETC EX SET PARTS OF SYN FIB, KNIT DOZ	20	720
	MEXICO.....	20	720
6111305010	BABIES' SUNSUITS & SIMILAR APPAREL OF SYN FIB,KNIT DOZ	28	1,004
	COLOMBIA.....	28	1,004
6111305020	BABIES' GRMNT & CLTHNG ACCESS SETS OF SYN FIB,KNIT DOZ	1,146	26,055
	COLOMBIA.....	67	7,379
	MEXICO.....	1,000	15,000
	NICARAGUA.....	79	3,676
6111305040	BABIES' OT GRMNT & CLOTHING ACCESS OF SYN FIB,KNIT DOZ	12,460	76,387
	CHINA (TAIWAN).....	7,078	25,001
	COLOMBIA.....	202	12,918
	COSTA RICA.....	3,830	22,183
	EL SALVADOR.....	60	1,440
	MEXICO.....	1,190	14,845
6112110060	W/G TROUSERS FOR TRACK SUITS OF COTTON, KNIT DOZ	87	2,614
	COLOMBIA.....	87	2,614
6112310020	BOYS' SWIMWEAR OF SYNTHETIC FIBERS, KNIT DOZ	50	2,550
	MEXICO.....	50	2,550
6112410010	WOMEN'S SWIMWEAR OF SYN FIBER >=5% ELAS YARN, KNIT DOZ	2,397	358,918
	BRAZIL.....	51	6,071
	COLOMBIA.....	2,181	339,936
	SPAIN.....	160	12,550
	VENEZUELA.....	5	359
6112410020	GIRLS' SWIMWEAR OF SYN FIBERS >=5% ELAS YARN, KNIT DOZ	1,639	27,353
	ARGENTINA.....	1,588	22,501
	COLOMBIA.....	51	4,852
6112410030	WOMEN'S SWIMWEAR OF SYN FIBER <5% ELAS YARN, KNIT DOZ	68	3,221
	VENEZUELA.....	68	3,221
6112410040	GIRLS' SWIMWEAR OF SYN FIBER <5% ELAS YARN, KNIT DOZ	287	20,700
	MEXICO.....	287	20,700
6113009055	M/B OVERALLS KNIT COT IMPREG RESIN EX RBR/PLASTIC DOZ	182	9,213
	EL SALVADOR.....	182	9,213
6113009060	W/G OVERALLS KNIT COT IMPREG RESIN EX RBR/PLASTIC DOZ	200	7,630
	EL SALVADOR.....	200	7,630
6114200005	MEN'S OR BOYS' TOPS OF COTTON, KNIT DOZ	216	10,961
	CHINA,PEOPLE'S REP.(MAINLAND).....	216	10,961
6114200010	WOMEN'S OR GIRLS' TOPS OF COTTON, KNITTED OR CROCH DOZ	525	18,896
	CHINA,PEOPLE'S REP.(MAINLAND).....	32	1,514
	COLOMBIA.....	240	8,995
	INDONESIA.....	176	5,157
	THAILAND.....	77	3,230
6114200015	JUMPERS OF COTTON, KNIT DOZ	503	27,078
	EL SALVADOR.....	398	14,138
	MEXICO.....	105	12,940
6114200020	BODYSUITS AND BODYSHIRTS OF COTTON, KNIT DOZ	12	1,224
	COLOMBIA.....	12	1,224
6114200044	BOYS' OVERALLS & SMLR APRL OF COTTON NINSLTD, KNIT DOZ	39	2,788
	MEXICO.....	39	2,788
6114301020	WOMEN'S OR GIRLS' TOPS OF MANMADE FIBERS, KNIT DOZ	657	15,755
	COLOMBIA.....	43	1,443
	INDONESIA.....	12	280
	ITALY.....	5	3,234
	MEXICO.....	594	9,207

TABLE 2 - IMPORTS INTO PUERTO RICO FROM FOREIGN COUNTRIES
BY COMMODITY AND COUNTRY OF ORIGIN-FISCAL YEAR 1999

COMM-CODE	COMMODITY, COUNTRY AND UNIT OF QUANTITY	QUANTITY	VALUE-\$
6114302060	SPAIN..... BODYSUITS & BODYSHIRTS OF MANMADE FIB NESOI, KNIT DOZ	3 24	1,591 9,963
	COLOMBIA.....	15	1,260
	ITALY.....	9	8,703
6114303060	M/B OTHER GARMENTS OF MANMADE FIBERS, KNIT DOZ	3	2,246
	PORTUGAL.....	3	2,246
6114303070	W/G OTHER GARMENTS OF MANMADE FIBERS, KNIT DOZ	2	847
	PORTUGAL.....	2	847
6114901020	OTH GRMTS W/G TOPS KT OTH TEX MATL CONT >=70% SILK DOZ	2	929
	GERMANY.....	1	299
	ITALY.....	1	630
6115110010	TIGHT OF SYN FIB MEASURE <67 DECTEX/SNGL YARN,KNIT DPR	270	1,755
	MEXICO.....	270	1,755
6115110020	PNTY HSE OF SYN FIB MEAS <67 DECTEX/SNGL YRN, KNIT DPR	52,768	338,549
	CHINA (TAIWAN).....	25,700	178,708
	COLOMBIA.....	1,954	26,956
	ECUADOR.....	488	7,995
	MEXICO.....	24,488	121,906
	PORTUGAL.....	138	2,984
6115122000	PANTY HOSE & TIGHT SYN FIB >=67 DCTX/SNGL YRN, KNIT DPR	840	7,332
	CHINA (TAIWAN).....	840	7,332
6115192000	PANTY HOSE & TIGHTS SURG HOSE W/COMP FOR ORT TREAT DPR	340	14,552
	ITALY.....	340	14,552
6115198010	PANTY HOSE AND TIGHTS OF COTTON, KNIT DPR	4,340	20,801
	MEXICO.....	4,260	18,844
	SPAIN.....	80	1,857
6115209010	WOMEN'S HOSERY MEAS <67 DCTX/YARN OF MMF, KNIT DPR	11,475	34,550
	CHINA (TAIWAN).....	10,800	32,157
	ECUADOR.....	675	2,393
6115926000	SOCKS,OT HOSRY,FTWR W/OUT SLS COT CONT LACE, KNIT DPR	1,219	12,744
	SPAIN.....	1,219	12,744
6115929000	SOCKS & OT HOSRY & FTWR W/OUT SOLES OF OT COT,KNIT DPR	484,561	2,626,144
	COLOMBIA.....	705	13,710
	DOMINICAN REPUBLIC.....	157,812	1,069,238
	ITALY.....	183	800
	MEXICO.....	318,570	1,463,271
	REPUBLIC OF KOREA.....	5,400	64,764
	SPAIN.....	9	370
	VENEZUELA.....	882	13,991
6115936020	SOCKS,OT HOSRY,FTWR W/OUT SL SYN FIB CONT LACE,KNIT DPR	5,571	31,101
	CHINA (TAIWAN).....	4,950	25,340
	COLOMBIA.....	100	3,480
	SPAIN.....	521	2,281
6115939020	SOCKS OT HOSRY, FTWR W/OUT SOLES OT SYN FIB, KNIT DPR	98,403	403,938
	CHINA (TAIWAN).....	61,750	214,161
	COLOMBIA.....	100	1,200
	COSTA RICA.....	570	3,387
	MEXICO.....	1,373	7,399
	VENEZUELA.....	34,610	177,791
6116926410	GLVS PRE-EXIST MACH COT LP PILE FAB W/OUT 4CHTT KT DPR	125	272
	SPAIN.....	125	272
6117201000	TIES BOW TIES & CRAVATS SILK > 70% WGHT SILK, KNIT DOZ	3,370	17,403
	DOMINICAN REPUBLIC.....	3,370	17,403
6117809510	CLOTHING ACCESSORIES NESOI OF COTTON, KNIT DOZ	215	1,149
	BRAZIL.....	103	704
	MEXICO.....	112	445
6117809540	CLOTHING ACCESSORIES OF MANMADE FIBERS,NESOI, KNIT DOZ	197	2,464
	MEXICO.....	80	316
	VENEZUELA.....	117	2,148
6117809570	OTHER ACCESSORIES OF OTH TEXT MAT, KNIT, NESOI DOZ	60	1,080
	COLOMBIA.....	60	1,080
6117909080	PARTS OF GARMENT EXC SWEATERS NESOI OF COTTON,KNIT DOZ	384	1,658
	COSTA RICA.....	384	1,658
	ARTICLES OF APPAREL AND CLOTHING ACCESSORIES,NOT KNITTED OR CROCHETED..... TOTAL		114,813,162
6201922051	MEN'S ANORAKS & SMLR ARTICLES COTTON NESOI, NT KT DOZ	5	744
	MEXICO.....	5	744
6201933511	MEN'S ANORAKS & SMLR ART MANMADE FIBER NESOI,NT KT DOZ	37	4,820

TABLE 2 - IMPORTS INTO PUERTO RICO FROM FOREIGN COUNTRIES
BY COMMODITY AND COUNTRY OF ORIGIN-FISCAL YEAR 1999

COMM-CODE	COMMODITY, COUNTRY AND UNIT OF QUANTITY	QUANTITY	VALUE-\$
6203112000	ITALY..... M/B SUITS OF WOOL < 30% SILK, NOT KNIT/CROCHETED NO	37 4,922	4,820 206,311
6203122010	ITALY..... REP. OF SOUTH AFRICA..... MEN'S SUITS SYNTHETIC FIB NOT 36% WOOL, NOT KNIT NO	171 4,751 16,265	20,483 185,828 409,722
6203199040	REP. OF SOUTH AFRICA..... M/B SUITS OF OTHER TEX MATERIAL SUBJ WOOL RES N KT NO	16,265 11	409,722 2,200
6203221000	ITALY..... M/B ENS,N-KT,COT,KARATE,OTH ORENTL MRTAL ARTS UNIF DOZ	11 86	2,200 4,802
6203310020	REPUBLIC OF KOREA..... M/B SUIT-TYPE JACKETS AND BLAZERS OF WOOL, NT KNIT DOZ	86 7	4,802 14,445
6203322040	ITALY..... REP. OF SOUTH AFRICA..... MEN'S ST-TYP JAC/BLAZ <36% FLX FIB NESOI, NOT KNIT DOZ	5 2 7	13,668 777 1,014
6203331030	MEXICO..... MEN'S SUIT-TYPE JCKT/BLAZER SYN FIB >36% WOOL,N KT NO	7 23	1,014 1,768
6203399020	VENEZUELA..... M/B SUIT-TYPE JACKET OT TEX MAT SUBJ WOOL RES,N KT DOZ	23 1	1,768 280
6203411510	ITALY..... MEN'S TROUSERS & BREECHES OF WOOL, NOT KNIT DOZ	1 1,205	280 312,117
6203422010	COLOMBIA..... ITALY..... MEXICO..... REP. OF SOUTH AFRICA..... MEN'S BIB AND BRACE OVRLLS,N-KNIT,COTTON,N-INSLTD DOZ	81 92 980 72 1	21,144 81,408 198,191 11,374 424
6203422050	ITALY..... B BIB & BRCE OVRLLS N-IMP PRTS OF PLYST COT NOT KNT DOZ	1 1,055	424 13,678
6203422090	DOMINICAN REPUBLIC..... BOYS BIB & BRACE OVRLLS,N-KT,OF COT,OTH SIZES 2-7 DOZ	1,055 64	13,678 7,358
6203424005	MEXICO..... MEN'S TROUSERS & BREECHES COTTON CORDUROY, NT KNIT DOZ	64 251	7,358 38,176
6203424010	PERU..... MEN'S TROUSER & BREECHES COTTON BLUE DENIM, NT KT DOZ	251 37,733	38,176 2,660,684
6203424015	CHINA (TAIWAN)..... COLOMBIA..... COSTA RICA..... DOMINICAN REPUBLIC..... MEXICO..... NICARAGUA..... PERU..... MEN'S TROUSERS & BREECHES OTHER COTTON, NOT KNIT DOZ	825 214 1,523 27,641 3,188 1,482 2,850 139,901	63,100 16,266 101,381 1,736,249 296,712 120,546 326,430 13,845,447
6203424030	ARGENTINA..... BANGLADESH..... CAMBODIA..... CHINA (TAIWAN)..... COSTA RICA..... DOMINICAN REPUBLIC..... ECUADOR..... HONG KONG..... INDONESIA..... ITALY..... MEXICO..... PAKISTAN..... PANAMA..... PERU..... REP. OF SOUTH AFRICA..... SINGAPORE.....	2 359 2,272 1,542 2,833 113,288 27 745 750 16 1,738 742 680 12,564 1,304 1,041	461 28,289 153,522 113,528 190,029 11,301,153 320 77,394 63,143 10,625 129,752 51,592 53,040 1,495,431 84,196 92,972
6203424035	BOYS' TROUSER ETC COT BLUE DENIM PLAYSUIT PT,NT KT DOZ	1,889	164,160
6203424045	MEXICO..... BOYS' TROUSER ETC COT BLUE DNIM N PLAYSUIT PT,N KT DOZ	1,889 9,630	164,160 488,854
	CHINA (TAIWAN)..... COLOMBIA..... COSTA RICA..... DOMINICAN REPUBLIC..... PERU.....	709 120 8,231 75 495	53,325 7,286 375,422 4,410 48,411
	BOYS' TROUSER ETC OT COTTON NT PLAYSUIT PT, NT KT DOZ	12,839	692,218
	ARGENTINA..... CHINA (TAIWAN)..... COLOMBIA..... COSTA RICA.....	3 52 61 10,428	753 2,860 4,457 483,711

TABLE 2 - IMPORTS INTO PUERTO RICO FROM FOREIGN COUNTRIES
BY COMMODITY AND COUNTRY OF ORIGIN-FISCAL YEAR 1999

COMM-CODE	COMMODITY, COUNTRY AND UNIT OF QUANTITY	QUANTITY	VALUE-\$
	DOMINICAN REPUBLIC.....	173	10,551
	MEXICO.....	40	3,892
	PAKISTAN.....	200	7,989
	PANAMA.....	189	6,243
6203424050	PERU.....	1,895	171,762
	MEN'S SHORTS OF COTTON, NOT KNIT DOZ	32,417	2,548,208
	ARGENTINA.....	5	623
	CHINA (TAIWAN).....	643	38,350
	DOMINICAN REPUBLIC.....	27,066	2,172,374
	HONG KONG.....	182	19,084
	INDONESIA.....	450	13,500
	MEXICO.....	1,498	77,576
	PAKISTAN.....	162	10,808
	PANAMA.....	588	33,786
	PERU.....	1,823	182,307
6203424055	BOYS' SHORTS COTTON PLAYSUIT PARTS, NOT KNIT DOZ	143	3,559
	MEXICO.....	143	3,559
6203424060	BOYS' SHORTS COTTON NOT PLAYSUIT PARTS, NOT KNIT DOZ	3,709	155,238
	ARGENTINA.....	2	288
	CHINA (TAIWAN).....	510	34,555
	COLOMBIA.....	29	2,148
	DOMINICAN REPUBLIC.....	846	3,733
	EL SALVADOR.....	229	6,355
	INDONESIA.....	10	804
	MEXICO.....	1,587	70,859
	PANAMA.....	106	2,544
	PERU.....	390	33,954
6203433010	MEN'S TROUSER & BREECHES SYN FIB >36% WOOL, NT KT DOZ	250	51,300
	MEXICO.....	250	51,300
6203434010	MEN'S TROUSERS & BREECHES OF OTH SYN FIBERS,NT KT DOZ	32,152	2,604,040
	CHINA,PEOPLE'S REP.(MAINLAND).....	87	10,440
	DOMINICAN REPUBLIC.....	22,871	2,003,099
	INDONESIA.....	4,694	353,177
	MEXICO.....	400	16,776
	PANAMA.....	4,096	217,782
	PORTUGAL.....	4	2,766
6203434020	BOYS' TROUSER ETC OTHER SYNTHETIC FIB, NOT KNIT DOZ	47	2,258
	COLOMBIA.....	47	2,258
6203434030	MEN'S SHORTS OF OTHER SYNTHETIC FIBERS, NOT KNIT DOZ	5,904	258,480
	CHINA,PEOPLE'S REP.(MAINLAND).....	1,655	110,401
	DOMINICAN REPUBLIC.....	450	31,489
	INDONESIA.....	498	13,033
	MEXICO.....	747	31,548
	PAKISTAN.....	2,550	69,900
	PORTUGAL.....	4	2,109
6203434040	BOYS' SHORTS NOT IMPORT PLAYSUIT PT SYN FIB, NT KT DOZ	614	29,735
	CHINA,PEOPLE'S REP.(MAINLAND).....	251	15,511
	COLOMBIA.....	26	1,501
	MEXICO.....	337	12,723
6203492030	BOYS' TROUSERS ETC N IMP PLAYSUIT PT ART FIB, N KT DOZ	6	590
	CHINA,PEOPLE'S REP.(MAINLAND).....	6	590
6203494030	MB SHORTS CONT >=70% SLK/SLK WST, NOT KT/CROCHETED DOZ	35	3,119
	CHINA,PEOPLE'S REP.(MAINLAND).....	26	2,481
	COLOMBIA.....	9	638
6203498045	M/B TROUSERS ETC OTHER TEXTILE MATERIALS, NOT KNIT DOZ	143	14,972
	CHINA,PEOPLE'S REP.(MAINLAND).....	140	14,630
	COLOMBIA.....	3	342
6203498060	MB SHORTS CONT <70% SLK/SLK WST, NOT KNT/CROCHETED DOZ	15	1,111
	COLOMBIA.....	15	1,111
6204120030	W/G TROUSERS ETC IMP AS PART OF SUIT OF COT,NT KT DOZ	1,937	155,165
	DOMINICAN REPUBLIC.....	1,937	155,165
6204132010	WOMEN'S SUITS SYN FIB CONT < 36% WOOL/FAH, N KT/CR NO	194	14,801
	MEXICO.....	138	9,000
	SPAIN.....	58	5,601
6204192000	WG SUITS OF ART FIB CONT <36% BY WGT WL/FAH, NT KN NO	1	892
	SPAIN.....	1	892
6204294032	W/G ENS OF SKIRTS OF TEXTILE MATERIALS NESOI,NT KT DOZ	3	900
	MEXICO.....	3	900
6204322030	W SUIT-TYPE JACKETS OF COT <36% BY WGT FLAX NOT KN DOZ	24	1,864
	DOMINICAN REPUBLIC.....	20	1,440

TABLE 2 - IMPORTS INTO PUERTO RICO FROM FOREIGN COUNTRIES
BY COMMODITY AND COUNTRY OF ORIGIN-FISCAL YEAR 1999

COMM CODE	COMMODITY, COUNTRY AND UNIT OF QUANTITY	QUANTITY	VALUE-\$
6204335010	MEXICO.....	4	424
	W ST-TYP JAC SYN FIB <36% BY WGT W/FAH, NT KT/CRCH DOZ	48	9,851
	DOMINICAN REPUBLIC.....	15	1,641
	INDIA.....	6	1,095
	ITALY.....	10	1,387
6204393010	MEXICO.....	9	2,364
	SPAIN.....	8	3,484
	WOMEN'S SUIT-TYPE JACKET ART FIB N <36% WOOL,NT KT DOZ	6	2,252
	MEXICO.....	4	1,250
	SPAIN.....	2	1,002
6204398060	W/G SUIT-TYPE JACKET TEXTILE MATERIALS NESOI, N KT DOZ	37	3,605
	DOMINICAN REPUBLIC.....	37	3,605
6204423030	W DRESS COT > 2 COLORS WARP/FLLNG <36% FLX F, N KT DOZ	12	895
	BRAZIL.....	12	895
6204423040	G DRESS COT > 2 COLORS WARP/FLLNG <36% FLX F, N KT DOZ	28	2,263
	CHILE.....	28	2,263
6204423050	WOM DRESS OF COT CONT <36% WGT FLX FIB, NT K/CROC DOZ	1,386	72,992
	BRAZIL.....	12	901
	COLOMBIA.....	3	569
	DOMINICAN REPUBLIC.....	28	2,318
	ECUADOR.....	144	1,724
	INDIA.....	904	49,861
	INDONESIA.....	115	4,063
	MEXICO.....	61	7,538
	THAILAND.....	119	6,218
	G DRES NESOI OF COTTON CONT <36% FLX FIB, NOT KNIT DOZ	6,928	560,206
	COLOMBIA.....	1,868	230,801
	DOMINICAN REPUBLIC.....	183	2,264
	EL SALVADOR.....	14	761
	INDIA.....	500	31,080
	INDONESIA.....	253	9,052
6204434020	MEXICO.....	179	14,227
	PANAMA.....	3,868	268,277
	PHILIPPINES.....	51	1,781
	SPAIN.....	12	1,983
	G DRESS SYN FIB > 2 CLR WARP/FILLNG, <36%W/FAH,N K DOZ	184	11,386
	COLOMBIA.....	25	7,060
	EL SALVADOR.....	139	4,326
	WOMEN'S DRESSES SYN FIB <36% BY WGT OF W/FAH N KNT DOZ	1,369	131,072
	FRANCE.....	1	424
	INDIA.....	680	60,878
6204434030	INDONESIA.....	516	33,110
	ITALY.....	35	15,789
	MEXICO.....	32	14,075
	PERU.....	26	948
	SPAIN.....	4	3,322
	THAILAND.....	75	2,528
	GIRLS' DRESSES SYN FIB <36% BY WGT W/FAH NOT KNIT DOZ	4,585	314,733
	CHINA (TAIWAN).....	20	1,270
	COLOMBIA.....	800	130,666
	DOMINICAN REPUBLIC.....	763	10,178
6204434040	EL SALVADOR.....	1,445	71,292
	MEXICO.....	462	24,628
	PANAMA.....	1,088	75,866
	SPAIN.....	7	833
	W DRESSES OF OT ART FIB <36% BY WGT OF W/FAH NT KT DOZ	10,894	803,106
	DOMINICAN REPUBLIC.....	244	2,999
	INDIA.....	4,084	380,079
	INDONESIA.....	6,071	390,177
	ITALY.....	1	587
	MEXICO.....	10	9,000
6204444010	SPAIN.....	1	384
	THAILAND.....	483	19,890
	G DRESSES NESOI ART FIB <36% BY WGT W/FAH NOT KNIT DOZ	814	30,563
	CHINA (TAIWAN).....	6	448
	INDONESIA.....	792	29,011
6204495050	PANAMA.....	16	1,104
	WG DRESSES OF SLK, <70% BY WGT SLK/SLK WST NT KNIT DOZ	283	71,016
6204495060	COLOMBIA.....	283	71,016
	W/G DRESSES OF TEXTILE MATERIALS NESOI, NOT KNIT DOZ	36	3,931

TABLE 2 - IMPORTS INTO PUERTO RICO FROM FOREIGN COUNTRIES
BY COMMODITY AND COUNTRY OF ORIGIN-FISCAL YEAR 1999

COMM-CODE	COMMODITY, COUNTRY AND UNIT OF QUANTITY	QUANTITY	VALUE-\$
	COLOMBIA.....	15	2,162
	DOMINICAN REPUBLIC.....	21	1,789
6204522030	WOMEN'S SKIRT & DIVIDED SKIRT COT BLUE DENIM, N KT DOZ	1,378	81,824
	DOMINICAN REPUBLIC.....	1,378	81,824
6204522070	WOMEN'S SKIRT & DIVIDED SKIRT COTTON; NESOI, NT KT DOZ	846	37,249
	BRAZIL.....	33	1,940
	DOMINICAN REPUBLIC.....	16	864
	HONG KONG.....	49	8,288
	INDIA.....	663	20,420
	INDONESIA.....	24	1,473
	MEXICO.....	48	3,852
	THAILAND.....	13	412
6204522080	GIRLS' SKIRTS & DIVD SKIRTS OT COTTON; NESOI, N KN DOZ	1,420	91,880
	CHINA (TAIWAN).....	540	40,858
	COLOMBIA.....	67	3,781
	DOMINICAN REPUBLIC.....	702	37,824
	INDONESIA.....	10	864
	MEXICO.....	101	8,553
6204533010	W SKIRTS OF SYN FIB <36% BY WGT OF W/FAH NOT KNIT DOZ	745	39,748
	CANADA.....	12	2,274
	INDIA.....	103	6,096
	INDONESIA.....	421	15,787
	ITALY.....	21	5,736
	MEXICO.....	8	524
	PANAMA.....	45	2,356
	SPAIN.....	10	3,175
	THAILAND.....	125	3,800
6204533020	G SKIRTS OF SYN FIB; <36% BY WGT W/FAH, NOT KNIT DOZ	25	3,152
	COLOMBIA.....	15	870
	FRANCE.....	7	1,582
	ITALY.....	3	700
6204593010	WOMEN SKIRTS ART FIB <36% BY WGT OF W/FAH NOT KNIT DOZ	3,191	145,514
	DOMINICAN REPUBLIC.....	400	19,430
	INDIA.....	2,191	98,689
	INDONESIA.....	541	20,829
	ITALY.....	2	1,540
	MEXICO.....	4	3,650
	THAILAND.....	53	1,276
6204593020	GIRLS' SKIRTS ART FIB <36% BY WGT W/FAH NOT KNIT DOZ	15	1,655
	DOMINICAN REPUBLIC.....	15	1,655
6204594040	W/G SKIRTS OF SILK CONT 70% MORE SILK, NOT KNIT DOZ	1	1,229
	ITALY.....	1	1,229
6204594060	W/G SKIRTS OF TEXTILE MATERIALS NESOI, NOT KNIT DOZ	46	4,893
	DOMINICAN REPUBLIC.....	45	4,804
	SPAIN.....	1	289
6204622010	WOMEN'S BIB AND BRACE OVERALLS OF COTTON, NOT KNIT DOZ	2	254
	BRAZIL.....	2	254
6204624010	WOMEN'S TROUSERS & BREECHES COT BLUE DENIM, NT KT DOZ	128,713	8,194,528
	COLOMBIA.....	120	9,167
	DOMINICAN REPUBLIC.....	128,382	8,167,303
	MEXICO.....	66	2,807
	PERU.....	145	15,249
6204624020	WOMEN'S TROUSERS & BREECHES OTHER COTTON, NOT KNIT DOZ	15,089	1,375,669
	ARGENTINA.....	42	2,640
	BRAZIL.....	59	3,163
	DOMINICAN REPUBLIC.....	10,180	871,867
	HONG KONG.....	1,441	258,546
	INDONESIA.....	15	534
	MEXICO.....	70	8,008
	PERU.....	1,700	200,922
	SPAIN.....	1,533	27,331
	THAILAND.....	49	2,658
6204624045	GIRLS' TROUSERS OTHER COTTON IMP PLAYSUIT PT, N KT DOZ	75	5,625
	MEXICO.....	75	5,625
6204624050	GIRLS' TROUSER OT COTTON NOT IMP PLAYSUIT PT, N KT DOZ	15,149	1,494,329
	CHILE.....	4	284
	CHINA (TAIWAN).....	14,483	1,444,727
	COLOMBIA.....	22	1,395
	DOMINICAN REPUBLIC.....	348	21,426
	MEXICO.....	274	25,602

TABLE 2 - IMPORTS INTO PUERTO RICO FROM FOREIGN COUNTRIES
BY COMMODITY AND COUNTRY OF ORIGIN-FISCAL YEAR 1999

COMM-CODE	COMMODITY, COUNTRY AND UNIT OF QUANTITY	QUANTITY	VALUE-\$
	PANAMA.....	12	432
	SPAIN.....	6	483
6204624055	WOMEN'S SHORTS OF COTTON, NOT KNIT DOZ	488	33,020
	MEXICO.....	183	7,262
	PERU.....	305	25,758
6204624080	GIRLS' SHORTS COTTON IMP PLAYSUIT PARTS, NOT KNIT DOZ	254	18,342
	EL SALVADOR.....	24	924
	MEXICO.....	230	17,418
6204624065	GIRLS' SHORTS COTTON IMP PLAYSUIT PARTS, NOT KNIT DOZ	1,818	131,440
	CHILE.....	20	1,222
	CHINA (TAIWAN).....	724	59,149
	COLOMBIA.....	118	7,274
	EL SALVADOR.....	94	3,145
	INDONESIA.....	5	384
	MEXICO.....	843	59,785
	PANAMA.....	14	501
6204631510	WOMEN'S BIB & BRACE OVERALLS SYNTHETIC FIBER, N KT DOZ	7	624
	MEXICO.....	7	624
6204633510	W TROUSERS ETC SYN FIB <36% WGT W/FAH, N KNT/CROCH DOZ	542	39,838
	CANADA.....	12	2,081
	DOMINICAN REPUBLIC.....	278	17,260
	FRANCE.....	2	674
	INDIA.....	53	4,047
	INDONESIA.....	60	2,751
	ITALY.....	1	607
	MEXICO.....	55	4,748
	PANAMA.....	70	3,903
	SPAIN.....	13	3,767
6204633530	G TROUS ETC SYN FIB <36% W/FAH N IMP PLYST PT, N K DOZ	112	4,458
	COLOMBIA.....	37	1,668
	PANAMA.....	75	2,790
6204633532	W SHORTS OF SYN FIB <36% W/FAH, NOT KNIT/CROCHETED DOZ	583	23,692
	INDIA.....	400	7,920
	MEXICO.....	58	3,030
	PERU.....	120	10,656
	PORTUGAL.....	5	2,086
6204633540	G SHORTS SYN FIB <36% W/FAH NT IMP PLYST PT, N KT DOZ	89	3,851
	COLOMBIA.....	42	2,246
	MEXICO.....	47	1,605
6204691010	WOMEN'S OVERALLS ARTIFICIAL FIBERS, NOT KNIT DOZ	1	1,365
	ITALY.....	1	1,365
6204692510	WOMEN'S TROUSERS ART FIB CONT < 36% WOOL, N KT/CRC DOZ	1,324	55,959
	DOMINICAN REPUBLIC.....	100	8,826
	INDIA.....	857	26,272
	INDONESIA.....	315	13,279
	ITALY.....	1	1,054
	MEXICO.....	14	5,125
	THAILAND.....	37	1,403
6204692530	GRLS' TRSR ART FIB <36% W/FAH N IMP PLYST PT, N KT DOZ	46	1,656
	PANAMA.....	46	1,656
6204692540	WOMEN'S SHORTS ART FIBER CONT < 36% WOOL, NT KT/CR DOZ	1,896	48,639
	INDIA.....	824	19,121
	INDONESIA.....	1,072	29,518
6204692560	GIRLS SHORT ART FIB < 36% W/FAH IMP PLYST PT, N KN DOZ	10	889
	MEXICO.....	10	889
6204694010	W/G TROUSER ETC SILK > 70 PERCENT SILK, NOT KNIT DOZ	1	751
	ITALY.....	1	751
6204699044	W/G TROUSERS, BREECHES OF OTH TEXT MAT NESOI, NT KNT DOZ	51	5,541
	DOMINICAN REPUBLIC.....	50	5,223
	PERU.....	1	318
6205102010	MEN'S SHIRTS OF WOOL OR FINE ANIMAL HAIR, NOT KNIT DOZ	2	625
	ITALY.....	2	625
6205202015	MEN'S DRESS SHIRTS OF COTTON W >2 COLORS WARP, N KT DOZ	1,811	135,622
	DOMINICAN REPUBLIC.....	3	1,505
	MEXICO.....	417	34,978
	REPUBLIC OF KOREA.....	453	30,982
	THAILAND.....	838	68,157
6205202020	BOYS' DRESS SHIRTS OF COTTON W >2 COLORS WARP, N KT DOZ	336	26,584
	ITALY.....	2	684
	MEXICO.....	334	25,880

**TABLE 2 - IMPORTS INTO PUERTO RICO FROM FOREIGN COUNTRIES
BY COMMODITY AND COUNTRY OF ORIGIN-FISCAL YEAR 1999**

COMM-CODE	COMMODITY, COUNTRY AND UNIT OF QUANTITY	QUANTITY	VALUE-\$
6205202025	MEN'S DRESS SHIRTS OF COTTON; NESOI, NOT KNIT DOZ	4,305	363,786
	COLOMBIA.....	409	46,027
	DOMINICAN REPUBLIC.....	1,537	114,830
	ITALY.....	172	33,291
	PANAMA.....	793	77,547
	REPUBLIC OF KOREA.....	821	57,493
	THAILAND.....	573	34,588
6205202050	MEN'S SHIRTS COT WTH >2 CLR WARP, NT NAPD NT KNIT DOZ	15,057	970,848
	CHINA, PEOPLE'S REP. (MAINLAND).....	63	6,195
	DOMINICAN REPUBLIC.....	2	1,015
	INDONESIA.....	3,621	228,297
	JORDAN.....	788	33,098
	MEXICO.....	248	19,010
	PANAMA.....	2,677	178,202
	PERU.....	129	13,167
	REPUBLIC OF KOREA.....	7,124	461,823
	THAILAND.....	405	29,943
6205202055	BOYS' SHIRT COT W>2 CLR WRP NT NP IMP PLYST PT,N KT DOZ	67	4,854
	MEXICO.....	67	4,854
6205202060	BOYS' SHIRT COT W>2 CLR WRP N/NP N/IMP PLYST PT,N K DOZ	666	25,320
	CHINA, PEOPLE'S REP. (MAINLAND).....	28	2,352
	MEXICO.....	638	22,968
6205202065	MEN'S COTTON SHIRTS NESOI, NOT KNIT DOZ	38,219	3,112,423
	ARGENTINA.....	9	1,339
	CAMBODIA.....	770	40,117
	CHINA, PEOPLE'S REP. (MAINLAND).....	121	10,164
	COLOMBIA.....	455	49,518
	DOMINICAN REPUBLIC.....	7,495	680,890
	ECUADOR.....	94	1,120
	GUATEMALA.....	2,142	124,191
	INDIA.....	1,682	99,033
	INDONESIA.....	18	683
	ITALY.....	881	168,014
	MACAO.....	2,029	252,582
	MEXICO.....	50	7,073
	PAKISTAN.....	1,872	96,683
	PANAMA.....	3,383	374,745
	PERU.....	1,070	91,540
	PHILIPPINES.....	4,020	217,416
	REPUBLIC OF KOREA.....	10,369	671,916
	SPAIN.....	15	3,934
	SRI LANKA.....	1,724	219,037
	THAILAND.....	20	2,430
6205202075	BOYS' SHIRTS COTTON NESOI NT IMP PLYSUIT PTS, N KT DOZ	5,926	308,404
	CAMBODIA.....	268	12,000
	CHINA, PEOPLE'S REP. (MAINLAND).....	37	2,664
	COLOMBIA.....	70	4,792
	DOMINICAN REPUBLIC.....	820	39,859
	EL SALVADOR.....	229	6,356
	GUATEMALA.....	179	11,515
	INDIA.....	412	20,765
	INDONESIA.....	5	364
	MEXICO.....	160	5,780
	PAKISTAN.....	510	24,365
	PANAMA.....	783	52,501
	PHILIPPINES.....	1,588	66,040
	REPUBLIC OF KOREA.....	807	41,587
	SPAIN.....	58	19,716
6205302010	MEN'S DRESS SHIRT MMF WTH > 2 COLOR WARP, NT KNIT DOZ	889	84,925
	DOMINICAN REPUBLIC.....	889	84,925
6205302030	MEN'S DRESS SHIRTS MMF NESOI, <36% W/FAH, NOT KNIT DOZ	583	52,608
	INDONESIA.....	42	1,625
	ITALY.....	16	6,703
	MEXICO.....	225	30,600
	REPUBLIC OF KOREA.....	300	13,680
6205302050	MEN'S SHIRT EX DRSS MMF WITH > 2 COLOR WARP, NT KT DOZ	13,584	713,785
	DOMINICAN REPUBLIC.....	955	118,292
	JORDAN.....	534	22,432
	REPUBLIC OF KOREA.....	12,075	573,061
6205302060	BOYS' SHIRT EX DRSS MMF >2 CLR WRP N PLYST PT,N KT DOZ	1,108	47,413

TABLE 2 - IMPORTS INTO PUERTO RICO FROM FOREIGN COUNTRIES
BY COMMODITY AND COUNTRY OF ORIGIN-FISCAL YEAR 1999

COMM-CODE	COMMODITY, COUNTRY AND UNIT OF QUANTITY	QUANTITY	VALUE-\$
6205302070	MEXICO.....	90	12,276
	REPUBLIC OF KOREA.....	1,018	35,137
	MEN'S SHIRTS EX DRESS MMF NESOI; <36% W/FAH, NT KT DOZ	13,881	892,964
	CAMBODIA.....	270	12,960
	CANADA.....	5	1,485
	CHINA, PEOPLE'S REP. (MAINLAND).....	13	1,716
	COLOMBIA.....	81	7,807
	DOMINICAN REPUBLIC.....	1,686	179,931
	INDONESIA.....	302	8,242
	ITALY.....	156	51,282
	MEXICO.....	538	25,357
	PANAMA.....	224	25,351
	REPUBLIC OF KOREA.....	10,485	541,272
	SPAIN.....	121	37,591
6205302080	BOYS' SHIRT EX DRSS MMF NESOI NT IMP PLYST PT,N KT DOZ	2,320	109,068
	COLOMBIA.....	53	2,314
	MEXICO.....	8	737
	PANAMA.....	367	22,020
	REPUBLIC OF KOREA.....	1,888	81,188
	SPAIN.....	4	2,809
6205901000	M/B SHIRTS SILK CONT > 70% SILK, NOT KNIT DOZ	14	5,313
	COLOMBIA.....	4	279
	ITALY.....	10	5,034
6205904030	M/B SHIRTS OF OT TEXTILE MAT SUBJ MMF RES, NT KNIT DOZ	60	4,332
	COLOMBIA.....	60	4,332
6205904040	M/B SHIRTS OF OTHER TEXTILE MATRLS NESOI, NOT KNIT DOZ	6,748	711,110
	COLOMBIA.....	19	1,037
	DOMINICAN REPUBLIC.....	3	1,400
	ITALY.....	216	80,052
	PANAMA.....	821	137,106
	REPUBLIC OF KOREA.....	5,844	486,171
	SPAIN.....	45	15,344
6206203010	W WOOL BLOUSES <30% WGT OF W/FAH NESOI N KNIT/CROC DOZ	24	1,790
	ECUADOR.....	24	1,790
6206303010	WOMEN'S BLOUSES COTTON WITH >=2 COLOR WARP, NT KN DOZ	42	2,245
	BRAZIL.....	42	2,245
6206303030	GIRLS' WOV COT BLOUS+SHRT YDC N IMP AS RT PLAYSUIT DOZ	47	2,430
	MEXICO.....	47	2,430
6206303040	WMNS BLS,SHRT,COT,N-KTD,W<2 CLRS IN WRP A/O FILL DOZ	1,310	48,143
	ARGENTINA.....	8	900
	BRAZIL.....	50	2,700
	CHINA, PEOPLE'S REP. (MAINLAND).....	19	2,196
	ECUADOR.....	29	385
	INDIA.....	818	20,688
	INDONESIA.....	11	385
	MEXICO.....	267	15,770
	THAILAND.....	108	3,119
	GIRLS' WOV COT BLOUS+SHRT N YDC IMP AS PRT PLAYSUIT DOZ	31	938
	MEXICO.....	31	938
6206303060	GRL BLS,SHRT,COT,N-KTD,W<2CLRS IN WARP A/O FIL,OTH DOZ	729	42,034
	COLOMBIA.....	162	9,925
	EL SALVADOR.....	330	11,842
	MEXICO.....	221	19,799
6206403025	PANAMA.....	16	468
	G BLOUSE MMF WTH >=2 CLR WRP NT IMP PLYST PT,N KT DOZ	16	1,280
6206403030	MEXICO.....	16	1,280
	WOMEN'S BLOUSES OF MMF < 36% FLAX FIB NT KNIT DOZ	4,354	187,359
6206403050	BRAZIL.....	14	1,027
	CHINA, PEOPLE'S REP. (MAINLAND).....	14	1,660
	DOMINICAN REPUBLIC.....	203	21,331
	FRANCE.....	13	3,291
	INDIA.....	971	35,923
	INDONESIA.....	2,761	73,776
	ITALY.....	5	1,831
	MEXICO.....	169	14,527
	PANAMA.....	139	7,671
	SPAIN.....	15	4,643
	THAILAND.....	50	1,679
	G BLOUSES OF MMF CONT <36% BY WGT FLX FIB NOT KNIT DOZ	225	5,771
	COLOMBIA.....	57	3,507

TABLE 2 - IMPORTS INTO PUERTO RICO FROM FOREIGN COUNTRIES
BY COMMODITY AND COUNTRY OF ORIGIN-FISCAL YEAR 1999

COMM-CODE	COMMODITY, COUNTRY AND UNIT OF QUANTITY	QUANTITY	VALUE-\$
6206900030	INDONESIA..... W/G BLOUSES OF OT TEXTILE MAT SUBJ MMF RES, N KT DOZ	168 5	2,264 390
6206900040	COLOMBIA..... W/G BLOUSES OF OTHR TEXTILE MATRLS NESOI, NOT KNIT DOZ	5 194	390 24,662
	DOMINICAN REPUBLIC.....	169	20,106
	GERMANY.....	1	533
	ITALY.....	22	3,355
	PERU.....	1	398
6207110000	SPAIN..... M/B UNDERPANTS AND BRIEFS OF COTTON, NOT KNIT DOZ	1 7,809	270 96,780
	CHINA, PEOPLE'S REP (MAINLAND).....	288	6,040
	DOMINICAN REPUBLIC.....	7,515	90,365
6207199030	MEXICO..... M/B UNDERPANTS <70% SLK/SLK WST NESOI NT KT DOZ	6 12	375 460
6208110000	MEXICO..... W/G SLIPS AND PETTICOATS MAN-MADE FIBERS, NOT KNIT DOZ	12 38	460 900
6208210010	COLOMBIA..... W/G NIGHTDRESSES ETC COTTON > 2 COLOR WARP, NOT KT DOZ	38 634	900 16,198
6208210020	DOMINICAN REPUBLIC..... WOMEN'S NIGHTDRESS ETC COT NT > 2 COLOR WRP, N KT DOZ	634 2,175	16,198 60,722
	DOMINICAN REPUBLIC.....	2,109	59,259
6208220000	SPAIN..... W/G NIGHTDRESSES & PAJAMAS MAN-MADE FIBERS, NOT KT DOZ	66 933	1,463 32,208
	CHILE.....	7	1,193
	COLOMBIA.....	20	2,282
	DOMINICAN REPUBLIC.....	701	24,121
	SPAIN.....	5	532
6208911010	THAILAND..... WOMEN'S NEGLIGEEES, BATHROBES ETC OF COTTON, NT KT DOZ	200 35,063	4,080 1,580,930
	DOMINICAN REPUBLIC.....	34,884	1,578,427
	ECUADOR.....	58	837
6208920010	MEXICO..... WOMEN'S NEGLIGEE, BATHROBE, ETC OF MANMADE FIB, N KT DOZ	23 16,817	1,668 878,090
	COLOMBIA.....	8	630
	DOMINICAN REPUBLIC.....	11,165	750,716
	ECUADOR.....	25	450
	INDONESIA.....	496	5,903
	MEXICO.....	485	19,680
6208920030	THAILAND..... WOMEN'S BRFS PNTS SNGLT OTHER UNDSHRTS MMF N KT DOZ	4,638 817	100,711 27,716
	CHILE.....	2	360
6208992010	MEXICO..... W/G NEGLIGEEES, BATHROBES ETC OF WOOL, N KT OR CROC DOZ	815 16	27,356 374
6209201000	ECUADOR..... BABIES' DRESSES OF COTTON, NOT KNIT DOZ	16 1,120	374 78,414
	CHILE.....	57	4,408
	COLOMBIA.....	441	42,156
	COSTA RICA.....	335	17,664
	PANAMA.....	18	810
	PHILIPPINES.....	242	9,559
6209202000	SPAIN..... BABIES' BLOUSES & SHIRTS EX SET PTS OF COTTON, N KT DOZ	27 7,081	3,817 33,822
	COLOMBIA.....	41	2,370
	COSTA RICA.....	280	3,760
6209203000	DOMINICAN REPUBLIC..... BABIES' TROUSERS, SHORTS EX SET PARTS OF COT, N KT DOZ	6,760 202	27,692 15,463
	CHILE.....	6	252
	COLOMBIA.....	102	6,950
	COSTA RICA.....	24	1,570
6209205030	SPAIN..... BABIES' SUNSUITS & SIMILAR APPAREL OF COTTON, N KT DOZ	70 280	6,691 16,219
	BRAZIL.....	4	998
	COLOMBIA.....	46	5,783
	COSTA RICA.....	22	1,472
	EL SALVADOR.....	165	6,232
	INDONESIA.....	9	456
	PHILIPPINES.....	27	601
	SPAIN.....	7	677
6209205035	BABIES' GRMNTS & CLTHNG ACCESS SETS OF COTTON, DOZ	1,670	96,583
	BRAZIL.....	9	2,459

TABLE 2 - IMPORTS INTO PUERTO RICO FROM FOREIGN COUNTRIES
BY COMMODITY AND COUNTRY OF ORIGIN-FISCAL YEAR 1999

COMM-CODE	COMMODITY, COUNTRY AND UNIT OF QUANTITY	QUANTITY	VALUE-\$
	CHILE.....	23	1,582
	COLOMBIA.....	481	40,045
	COSTA RICA.....	605	35,770
	DOMINICAN REPUBLIC.....	263	1,228
	MEXICO.....	173	9,342
	PANAMA.....	44	2,025
	PHILIPPINES.....	81	3,347
	SPAIN.....	11	785
6209205040	BABIES' DIAPERS OF COTTON, NOT KNIT DOZ	51	648
	COSTA RICA.....	51	648
6209205045	BABIES' GRMNT & CLTHNG ACCESS SET PT OF COT, N KT DOZ	928	21,468
	HONG KONG.....	700	17,850
	PHILIPPINES.....	228	3,618
6209205050	BABIES' OT GRMNTS & CLOTHING ACCESS OF COTTON,N KT DOZ	677	37,306
	CHILE.....	168	14,007
	COLOMBIA.....	70	5,291
	COSTA RICA.....	100	863
	EL SALVADOR.....	160	6,104
	PHILIPPINES.....	147	4,886
	SPAIN.....	32	6,355
6209301000	BABIES' BLOUSES, SHIRTS EX SET PTS OF SYN FIB,N KT DOZ	426	7,609
	COLOMBIA.....	43	1,528
	MEXICO.....	361	3,881
	SPAIN.....	22	2,200
6209302000	BABIES' TROUSERS, SHORTS EX SET PT OF SYN FIB,N KT DOZ	60	6,119
	COLOMBIA.....	60	6,119
6209303010	BABIES' SUNSUITS & SIMILAR APPAREL OF SYN FIB,N KT DOZ	261	12,381
	COLOMBIA.....	99	8,987
	EL SALVADOR.....	155	2,748
	SPAIN.....	7	646
6209303020	BABIES' GRMNT & CLTHNG ACCESS SETS OF SYN FIB,N KT DOZ	1,245	69,128
	COLOMBIA.....	550	36,324
	EL SALVADOR.....	296	11,589
	NICARAGUA.....	345	17,088
	PHILIPPINES.....	54	2,129
6209303030	BABIES' GRMNT & CLTHNG ACCESS SET PT SYN FIB, N KT DOZ	93	2,334
	PHILIPPINES.....	93	2,334
6209303040	BABIES' OT GRMNT & CLOTHING ACCESS OF SYN FIB,N KT DOZ	3,714	181,465
	CHINA,PEOPLE'S REP.(MAINLAND).....	400	2,343
	COLOMBIA.....	1,142	87,408
	DOMINICAN REPUBLIC.....	115	750
	EL SALVADOR.....	814	28,073
	MEXICO.....	450	20,379
	NICARAGUA.....	707	28,483
	PANAMA.....	20	900
	PHILIPPINES.....	54	1,680
	SPAIN.....	12	1,448
6209903020	BABIES' GRMNT & CLTHNG ACCESS SETS OF ART FIB,N KT DOZ	20	2,369
	COLOMBIA.....	20	2,369
6209903040	BABIES' GARMENTS & CLOTHING ACCESS OF ART FIB,N KT DOZ	3	272
	COLOMBIA.....	3	272
6209905000	BABIES' GRMNT ETC OF TEX MAT CONT 70% SILK, NT KT DOZ	109	16,290
	COLOMBIA.....	109	16,290
6209909000	BABIES' GRMNT & CLTHNG ACCESS <70% SLK/SLK WS N KT DOZ	120	18,590
	COLOMBIA.....	120	18,590
6210102000	GARMENTS FELT/NONWOVEN ON PAPER BASE, N KT OR CROC DOZ	46,771	58,476
	CHINA,PEOPLE'S REP.(MAINLAND).....	44,850	30,741
	HAITI.....	1,921	27,735
6210105000	NONWOVEN DISPOSABLE APPAREL FOR CLINIC FELT, NT KT DOZ	50,704	92,929
	CHINA,PEOPLE'S REP.(MAINLAND).....	50,704	92,929
6210409060	M/B N-KNIT,OTH THAN MMF,OTH APPAREL,IMPREG FABRIC DOZ	1	2,064
	SPAIN.....	1	2,064
6211111010	MEN'S SWIMWEAR OF MAN-MADE FIBERS, NOT KNIT DOZ	209	17,719
	CHINA,PEOPLE'S REP.(MAINLAND).....	209	17,719
6211118010	MEN'S SWIMWEAR OF COTTON, NOT KNIT DOZ	24	2,088
	CHINA,PEOPLE'S REP.(MAINLAND).....	24	2,088
6211121010	WOMEN'S SWIMWEAR OF MAN-MADE FIBERS, NOT KNIT DOZ	585	57,204
	BRAZIL.....	40	3,378
	COLOMBIA.....	169	25,120
	SPAIN.....	120	17,007

TABLE 2 - IMPORTS INTO PUERTO RICO FROM FOREIGN COUNTRIES
BY COMMODITY AND COUNTRY OF ORIGIN-FISCAL YEAR 1999

COMM-CODE	COMMODITY, COUNTRY AND UNIT OF QUANTITY	QUANTITY	VALUE-\$
	VENEZUELA.....	256	11,899
6211121020	GIRLS' SWIMWEAR OF MAN-MADE FIBERS, NOT KNIT DOZ	42	4,082
	SPAIN.....	42	4,082
6211330010	MEN'S CVRALS & SMI APPAREL M-M FIB NT INSLTD NT KT DOZ	1	305
	ITALY.....	1	305
6211330025	BOYS' WASHSUITS & SIMILAR APPAREL MMF, NOT KNIT DOZ	258	4,991
	EL SALVADOR.....	258	4,991
6211330061	M/B GARMENTS NESOI OF MAN-MADE FIBERS, NOT KNIT DOZ	14	1,198
	COLOMBIA.....	6	820
	MEXICO.....	8	378
6211420010	WMN'S COVERALLS AND SIMILAR APPAREL,COTTON,N-KNIT DOZ	88	9,312
	DOMINICAN REPUBLIC.....	88	9,312
6211420020	GIRLS' CVRALS & SIM APPAREL COT NT INSULATED NT KT DOZ	34	2,331
	CHILE.....	22	1,869
	EL SALVADOR.....	12	462
6211420056	W/G COT BLSES, SHRTS & SHRT-BLSES EX HD 6206 NT KT DOZ	41	1,279
	INDONESIA.....	17	601
	THAILAND.....	24	678
6211420060	WOMEN'S OR GIRLS' JUMPERS OF COTTON, NOT KNIT DOZ	244	29,532
	DOMINICAN REPUBLIC.....	90	13,431
	MEXICO.....	150	15,825
	PANAMA.....	4	276
6211420075	W/G JACKETS, NESOI OF COTTON, NOT KNIT DOZ	1	411
	GERMANY.....	1	411
6211420081	W/G GARMENTS NESOI OF COTTON, NOT KNIT DOZ	688	20,100
	CHINA,PEOPLE'S REP.(MAINLAND).....	510	5,823
	COLOMBIA.....	53	3,397
	ITALY.....	92	7,320
	MEXICO.....	33	3,560
6211430010	WMENS CVRALS & SIM APPAREL M-M FIB,NT INSLTD NT KT DOZ	18	851
	COLOMBIA.....	9	464
	INDONESIA.....	9	387
6211430030	W/G WASHSUITS AND SIMILAR APPAREL MANMADE FIB,N KT DOZ	84	1,364
	EL SALVADOR.....	84	1,364
6211430060	W & G TOPS OT CAM BUSTIERS BANDOS ETC OF MMF NOT K DOZ	8,014	233,678
	INDIA.....	4,550	154,340
	INDONESIA.....	3,464	79,338
6211430066	W/G MMF JUMPERS N KT CONT <36% WGT WL OR FAH DOZ	227	18,007
	INDONESIA.....	91	5,480
	MEXICO.....	135	11,535
	SPAIN.....	1	992
6211430076	W/G MMF VESTS N KT CONT <36% WGT WOOL OR FAH DOZ	4	1,558
	SPAIN.....	4	1,558
6211430078	W/G JACKETS,NESOI OF MAN-MADE FIBERS, NOT KNIT DOZ	2	806
	ITALY.....	2	806
6211430091	W/G GARMENTS NESOI OF MAN-MADE FIBERS, NOT KNIT DOZ	6,603	101,912
	COLOMBIA.....	30	1,230
	INDIA.....	3,992	49,611
	INDONESIA.....	2,077	27,317
	ITALY.....	504	23,754
6211499070	W/G VESTS OF OT TEX MAT <70% SLK/SLK WST NOT KNIT DOZ	6	450
	MEXICO.....	6	450
6212105010	BRASSIERES CONT LACE, NET OR EMBROIDERY OF COTTON DOZ	4,842	232,280
	CHILE.....	45	2,443
	COLOMBIA.....	4,368	207,760
	FRANCE.....	138	5,793
	ITALY.....	4	2,974
	MEXICO.....	287	13,310
6212105020	BRASSIERES CONT LACE NET/EMBROIDERY MANMADE FIBERS DOZ	144,156	4,860,581
	CHILE.....	23	1,327
	COLOMBIA.....	66,033	3,484,852
	COSTA RICA.....	4,470	240,364
	FRANCE.....	134	10,629
	HONG KONG.....	50,551	752,695
	ITALY.....	20	10,486
	MACAO.....	13,160	243,891
	MEXICO.....	9,741	214,879
	SPAIN.....	24	1,638
6212105030	BRAS CONT LACE NET ETC TEX MTRL <70% SILK, NT KT DOZ	118	5,114
	MEXICO.....	118	5,114

TABLE 2 - IMPORTS INTO PUERTO RICO FROM FOREIGN COUNTRIES
BY COMMODITY AND COUNTRY OF ORIGIN-FISCAL YEAR 1999

COMM-CODE	COMMODITY, COUNTRY AND UNIT OF QUANTITY	QUANTITY	VALUE-\$
6212109010	BRAS NOT CONTAINING LACE NET OR EMBROIDERY COTTON DOZ	62,527	3,129,248
	COLOMBIA.....	735	36,382
	DOMINICAN REPUBLIC.....	61,782	3,091,506
	MEXICO.....	10	1,360
6212109020	BRAS NOT CONTAINING LACE NET OR EMBROIDERY MMF DOZ	1,154,794	50,817,489
	COLOMBIA.....	8,786	475,915
	COSTA RICA.....	72	3,175
	DOMINICAN REPUBLIC.....	1,139,523	50,202,408
	HONG KONG.....	5,450	92,775
	MEXICO.....	763	38,130
	SPAIN.....	25	1,413
	VENEZUELA.....	175	3,675
6212200010	GIRDLES AND PANTY-GIRDLES OF COTTON DOZ	76	12,426
	MEXICO.....	67	11,871
	SPAIN.....	9	555
6212200020	GIRDLES AND PANTY-GIRDLES OF MAN-MADE FIBERS DOZ	59,689	3,351,311
	COLOMBIA.....	10,509	432,554
	COSTA RICA.....	2,471	103,899
	DOMINICAN REPUBLIC.....	46,582	2,809,246
	MEXICO.....	127	5,612
6212300010	CORSETS OF COTTON DOZ	1	658
	ITALY.....	1	658
6212300020	CORSETS OF MAN-MADE FIBERS DOZ	3	4,113
	ITALY.....	3	4,113
6212900010	BRACES GARTERS SMLR ART & PTS COTTNCOT & RBR/PLAS DOZ	485	13,625
	COLOMBIA.....	485	13,625
6212900030	BRACES GRTERS SMLR ART & PTS MMF OR MMF & RBR/PLAS DOZ	308,546	1,661,945
	COLOMBIA.....	1,253	57,417
	COSTA RICA.....	1,216	1,898
	DOMINICAN REPUBLIC.....	303,353	1,589,582
	MEXICO.....	2,550	9,400
	VENEZUELA.....	174	3,648
6213201000	HANDKERCHIEF HMMD, NT CONT LACE/EMBRDRY COT NT KT DOZ	23,453	68,663
	CHINA (TAIWAN).....	240	1,908
	CHINA, PEOPLE'S REP. (MAINLAND).....	10,600	24,368
	PAKISTAN.....	11,408	25,706
	SPAIN.....	1,205	16,881
6213202000	HANDKERCHIEFS EXCEPT HEMMED, OF COTTON, NOT KNITTED DOZ	701	20,423
	MEXICO.....	83	930
	SPAIN.....	618	19,493
6214101000	SHAWLS SCARVES & THE LIKE CON >=70% SLK/SLK WST NK DOZ	16	1,364
	ITALY.....	16	1,364
6214102000	SHAWLS SCARVES & THE LIKE CON 0 70% SLK/SLK WST NK DOZ	19	2,611
	FRANCE.....	1	568
	ITALY.....	18	2,045
6214200000	SHAWLS SCARVES AND THE LIKE OF WOOL, NOT KNIT DOZ	3	2,702
	ITALY.....	2	2,399
	UNITED KINGDOM OF GT BRITAIN.....	1	303
6214300000	SHAWLS SCARVES AND THE LIKE OF SYNTHETIC FIB, N KT DOZ	55	1,404
	INDIA.....	17	359
	ITALY.....	38	1,045
6214400000	SHAWLS SCARVES AND THE LIKE ARTIFICIAL FIBER, N KT DOZ	80	3,992
	ITALY.....	80	3,992
6215100025	TIES & CRAVATS SLK CONT >=50% WGT OTH TEX MAT NT KN DOZ	215	19,694
	CANADA.....	123	7,395
	ITALY.....	14	1,694
	SPAIN.....	78	10,605
6215100040	TIES & CRAVATS SLK W OUT SHLL CONT >=70% SLK NT KT DOZ	379	33,827
	DOMINICAN REPUBLIC.....	58	1,045
	FRANCE.....	17	2,750
	ITALY.....	204	17,432
	SPAIN.....	100	12,600
6215100090	TIES BOW TIES AND CRAVATS SILK NESOI, NOT KNIT DOZ	549	32,741
	CANADA.....	60	4,713
	REPUBLIC OF KOREA.....	489	28,028
6215200000	TIES BOW TIES AND CRAVATS MANMADE FIBERS, NT KNIT DOZ	62	2,232
	SPAIN.....	62	2,232
6216004600	SKI-GLOVES OF MANMADE FIBERS, NOT KNITTED OR CROCH DPR	25	450
	COLOMBIA.....	25	450
6217109510	ACCESSORIES OF COTTON, NOT KNITTED OR CROCHETED DOZ	294	4,416

TABLE 2 - IMPORTS INTO PUERTO RICO FROM FOREIGN COUNTRIES
BY COMMODITY AND COUNTRY OF ORIGIN-FISCAL YEAR 1999

COMM-CODE	COMMODITY, COUNTRY AND UNIT OF QUANTITY	QUANTITY	VALUE-\$
	COLOMBIA.....	2	731
	INDONESIA.....	217	2,560
	VENEZUELA.....	75	1,125
6217109530	ACCESSORIES OF MANMADE FIBERS, NOT KNIT OR CROCHTD DOZ	11	842
	COLOMBIA.....	1	524
	SPAIN.....	10	318
6217909085	PARTS OF GARMENTS NESOI MMF, NOT KNIT OR CROCHETED DOZ	463	9,199
	VENEZUELA.....	463	9,199
6217909095	PARTS OF GARMENTS OF TEX MATERIALS NESOI, NOT KNIT DOZ	100	364
	MEXICO.....	100	364
	OTHER MADE-UP TEXTILES ARTICLES; NEEDLE CRAFT SETS;WORN CLOTHING AND WORN TEXTILE ARTICLES;RAGS.....		
	TOTAL		8,706,180
6301200010	BLANKET N/ELEC & TRAVEL RUG WOOL F/HAIR NT>3M LGTH NO	2	475
	UNITED KINGDOM OF GT BRITAIN.....	2	475
6301300010	BLANKET N/ELEC & TRAVEL RUGS OF COTTON, WOVEN NO	3,487	22,727
	CHILE.....	72	353
	COLOMBIA.....	3,415	22,374
6301300020	BLANKET N/ELEC & TRAVEL RUGS OF COTTON, NESOI NO	12,490	39,143
	COLOMBIA.....	827	6,391
	COSTA RICA.....	263	921
	PAKISTAN.....	11,400	31,831
6301400010	BLANKET N/ELEC & TRAVEL RUGS OF SYN FIBERS, WOVEN NO	120	1,237
	EL SALVADOR.....	90	267
	INDONESIA.....	30	970
6301400020	BLANKETS N/ELEC & TRAVEL RUGS OF SYN FIBERS, NESOI NO	1,380	13,714
	UNITED KINGDOM OF GT BRITAIN.....	1,380	13,714
6301900010	BLANKETS AND TRAVELING RUGS OF ARTIFICIAL FIBER NO	591	8,827
	SPAIN.....	591	8,827
6301900030	BLANKET AND TRAVEL RUG OF FB NESOI <85% SILK OR SW NO	1,065	3,489
	COLOMBIA.....	26	312
	NICARAGUA.....	1,039	3,177
6302100020	BED LINEN, KNITED OR CROCHETED FABIC, EX COTTON NO	8	702
	GERMANY.....	8	702
6302213010	PILLOWCASES OF PRNT COT NAP WITH LACE, TRIM, ETC NO	69	322
	TURKEY.....	69	322
6302213020	SHEETS PRINT COTTON, NAPPED, WITH TRIMMING, ETC NO	125	1,146
	FRANCE.....	77	796
	INDONESIA.....	48	350
6302219020	SHEETS OF PRINT COTTON NOT TRIMMED, ETC NOT NAPPED NO	43,856	375,395
	MEXICO.....	43,856	375,395
6302219050	BED LINEN NESOI OF PRINT COT, N/ NAP, N/ TRIM, ETC NO	10	950
	ITALY.....	10	950
6302221010	PILLOWCASES PRINT MANMADE FIBERS WITH TRIM, NAPPED NO	40	495
	MEXICO.....	40	495
6302221060	BED LINEN NESOI OF PRINT MANMADE FIBER WITH TRIM NO	6,880	19,677
	COSTA RICA.....	156	624
	NICARAGUA.....	6,724	19,053
6302222010	PILLOWCASES OF PRINT MANMADE FIBER NOT TRIMMED NO	283,932	167,136
	PAKISTAN.....	283,932	167,136
6302222020	SHEETS OF PRINT MANMADE FIBER NOT TRIMMED NO	265,504	648,272
	MEXICO.....	3,916	28,438
	PAKISTAN.....	261,588	619,834
6302290020	BED LINEN OF OTHER PRINT TEXTILE MATERIALS, NESOI NO	100	1,620
	COLOMBIA.....	100	1,620
6302313040	PILLOWCOVERS,COTT, NOT PRINT/KNIT, NAPPED, W/ TRIM NO	45	293
	COLOMBIA.....	45	293
6302317020	SHEETS, COTTON, NAPPED, NOT PRINT/KNIT, NO TRIM NO	40	801
	SPAIN.....	40	801
6302319020	SHEETS, COTTON, NOT PRINTED/KNITTED/NAPPED/TRIM NO	21,141	183,166
	ITALY.....	205	11,482
	MEXICO.....	20,936	171,684
6302319040	PILLOWCOVERS,COTT, NOT PRINTED/KNIT/NAPPED/TRIMMED NO	216	4,407
	ITALY.....	216	4,407
6302319050	BED LINEN NESOI,COTTON, NOT PRINT/KNIT/NAPPED/TRIM NO	6,912	4,320
	MEXICO.....	6,912	4,320
6302322020	PILLOWCASES OF MANMADE FIBERS, NO TRIM, NOT NAPPED NO	59,380	35,272
	MEXICO.....	960	12,000

TABLE 2 - IMPORTS INTO PUERTO RICO FROM FOREIGN COUNTRIES
BY COMMODITY AND COUNTRY OF ORIGIN-FISCAL YEAR 1999

COMM-CODE	COMMODITY, COUNTRY AND UNIT OF QUANTITY	QUANTITY	VALUE-\$
6302322040	PAKISTAN.....	58,420	23,272
	SHEETS OF MANMADE FIBERS NO TRIM, NOT NAPPED NO	143,162	326,530
	PAKISTAN.....	139,320	309,459
6302390030	SPAIN.....	3,842	17,071
	BED LINEN OF TEXTILE MATERIAL, NESOI NO	124	1,521
	ITALY.....	4	1,207
	MEXICO.....	120	314
6302402010	TABLE LINEN KNITTED OR CROCHETED OF COTTON NO	166	262
	TURKEY.....	166	262
6302513000	TABLCLOTH & NAPKINS, COTTON, NESOI NO	82	1,486
	FRANCE.....	72	1,181
	MEXICO.....	10	305
6302530020	TABLECLOTH & NAPKIN, MANMADE FIBERS EXCEPT DAMASK NO	88,163	134,134
	COLOMBIA.....	83,139	120,008
	FRANCE.....	43	861
	ITALY.....	4	887
	MEXICO.....	189	784
	TURKEY.....	2,808	11,794
6302530030	TABLE LINEN EX TABLECLOTH/NAPKIN OF MANMADE FIBER NO	1,802	3,294
	COLOMBIA.....	1,728	1,007
	FRANCE.....	70	1,728
	ITALY.....	4	558
6302590020	TABLE LINEN OF OTHER TEXTILE MATERIALS, NESOI NO	78	2,406
	FRANCE.....	54	1,481
	SPAIN.....	22	825
6302600010	DISH TOWELS OF TERRY TOWELING FABRIC, COTTON NO	75,024	26,064
	PAKISTAN.....	75,024	26,064
6302600020	TOWELS EXCEPT DISH OF TERRY TOWELING FABRIC NO	223,930	334,147
	CHINA, PEOPLE'S REP. (MAINLAND).....	10,000	34,000
	EL SALVADOR.....	37,842	69,447
	ITALY.....	228	6,749
	PAKISTAN.....	175,880	223,951
6302600030	TOILET & KIT LINEN EXCEPT TOWELS, TERRY FAB COTTET NO	93,662	10,121
	CHINA, PEOPLE'S REP. (MAINLAND).....	62	981
	INDIA.....	86,400	6,113
	PAKISTAN.....	7,200	3,027
6302910005	COTTON DISH TOWELS OF PILED OR TUFTED CONSTRUCTION NO	23,600	10,600
	CHINA (TAIWAN).....	2,000	2,700
	PAKISTAN.....	21,600	8,100
6302910015	TOWELS OT THAN DISH TWLS COT PILED/TUFTED CONSTRCT NO	33,784	48,242
	CHINA, PEOPLE'S REP. (MAINLAND).....	9,784	32,776
	UNITED ARAB EMIRATES.....	24,000	15,466
6302910045	COT DISH TOWELS, N-JACQ FIG, N-PILED/TUFTED CONSTR NO	423,552	36,315
	INDIA.....	416,304	33,405
	MEXICO.....	7,248	2,910
6302910050	COT TOWELS N-DISH TOWELS: N-JAQ FIG OR PLD/TFT CON NO	152,600	36,722
	GERMANY.....	150	348
	INDIA.....	108,000	32,400
	PAKISTAN.....	43,200	3,599
	UNITED KINGDOM OF GT BRITAIN.....	1,250	375
6302910060	TOWELS OT THAN TOLLET & KITCHN LINEN OF COT, NESOI NO	108,000	7,199
	PAKISTAN.....	108,000	7,199
6302932000	BED, TABLE, TOILET, & KITCHEN LINEN NESOI, MMF NO	14,884	56,938
	MEXICO.....	7,108	56,160
	THAILAND.....	7,776	778
6303120000	CURTAIN (DRAPE) & INTER BLND/BD VAL KT/CRO SYN FIB NO	91,058	272,690
	CHINA, PEOPLE'S REP. (MAINLAND).....	20,000	65,550
	COLOMBIA.....	37,398	84,974
	MEXICO.....	13,896	49,444
	TURKEY.....	19,764	72,722
6303910000	CURTAIN & INTERIOR BLINDS/BED VALANCES, NESOI, COT NO	122	4,698
	DOMINICAN REPUBLIC.....	122	4,698
6303922000	CURTAIN & INTER BLINDS/BED VALANCES, NESOI SYN FIB NO	13,233	48,693
	COLOMBIA.....	10,692	35,670
	FRANCE.....	105	1,195
	MEXICO.....	36	440
	SPAIN.....	2,400	11,388
6304111000	OTHER FURNISH ART EXC 9404 BEDSPRED KT/CROCHET COT NO	160	8,831
	INDONESIA.....	84	1,175
	ITALY.....	35	6,098

TABLE 2 - IMPORTS INTO PUERTO RICO FROM FOREIGN COUNTRIES
BY COMMODITY AND COUNTRY OF ORIGIN-FISCAL YEAR 1999

COMM-CODE	COMMODITY, COUNTRY AND UNIT OF QUANTITY	QUANTITY	VALUE-\$
6304112000	SPAIN..... OTHER FURNISH ART EXC 9404 BEDSPRD KT/CROCHET MMF NO DOMINICAN REPUBLIC.....	41 11,544 1,072	1,558 125,777 6,220
6304190500	MEXICO..... OTHER FURNISH ART NT 9404 BEDSPRD NESOI COT W/TRIM NO DOMINICAN REPUBLIC.....	10,472 264 264	119,557 4,899 4,899
6304191000	OTHER FURNISH ART NT 9404 BEDSPRD NESOI COT NESOI NO MEXICO..... PAKISTAN.....	9,799 5,269 4,464	125,647 76,280 44,772
6304191500	SPAIN..... OTHER FURNISH ART NT 9404 BEDSPRD NESOI MMF W/TRIM NO MEXICO.....	66 5,300 5,300	4,815 65,825 65,825
6304192000	OTHER FURNISH ART NT 9404 BEDSPRD NESOI MMF NESOI NO CANADA..... INDONESIA.....	47,803 561 47	553,165 40,390 849
6304920000	MEXICO..... OTHER FURNISH ART NT 9404 NESOI NT KT/CROCHET COT NO CHINA, PEOPLE'S REP. (MAINLAND).....	45,611 14,400 14,400	499,456 3,780 3,780
6304991500	OTHER NT KT NESOI MAT WALL HANG WOOL HAIR NESOI M2 ECUADOR.....	211 211	550 550
6305100000	SCK & BAG FOR PKING GOODS JUTE/BAST FIBERS HD 5303 KG INDIA.....	12,208 12,079	28,932 25,490
6305200000	SPAIN..... SACKS & BAGS KIND USED FOR PACKING OF GOODS COTTON KG INDONESIA.....	129 75 75	1,442 950 950
6305320020	SACK & BAG FOR PKG GOOD M-M MAT, FLEX CONT, < 1KG KG HONDURAS.....	180,292 176,781	702,893 695,450
6305330020	MEXICO..... SACK & BAG FOR PKG GOOD M-M MAT POLYETHYLENE < 1KG KG BRAZIL.....	3,511 223,299 31,000	7,443 294,100 47,070
6306190020	CHINA, PEOPLE'S REP. (MAINLAND)..... INDONESIA..... MEXICO.....	15,500 168,139 8,660	27,468 191,442 28,120
6306221000	TARPAULIN, AWNING & SUNBLIND OTH TEX MAT, NESOI KG HONDURAS.....	8,579 8,579	33,675 33,675
6306229030	BACKPACKING TENTS OF SYNTHETIC FIBERS NO CHINA, PEOPLE'S REP. (MAINLAND).....	9,006 9,006	21,530 21,530
6306290000	TENTS, EXCEPT SCREEN HOUSES, OF SYNTHETIC FIBERS KG MEXICO.....	77 77	399 399
6306310000	TENTS OF TEXTILE MATERIALS NESOI KG MEXICO.....	85 85	400 400
6306990000	SAILS OF SYNTHETIC FIBERS KG FRANCE.....	7 7	985 985
6307101000	CAMPING GOODS OF TEXTILE MATERIALS NESOI KG REP. OF SOUTH AFRICA.....	34 34	786 786
6307102027	DUSTCLOTHS, MOP CLOTHS & POLISHING CLOTHS OF COT KG PAKISTAN.....	12,244 5,146	43,999 20,719
6307102028	SPAIN..... DISH CLOTHS OF COTTON NO PAKISTAN.....	7,098 184,440 124,848	23,280 86,628 41,105
6307102030	SPAIN..... DISH CLOTHS OF TEXTILE MATERIALS OTH THAN COTTON NO SPAIN.....	59,592 1,368 1,368	45,523 1,281 1,281
6307200000	CLEANING CLOTHS NESOI KG COLOMBIA..... INDIA.....	3,902 50 317	25,223 1,018 2,074
6307904020	SPAIN..... LIFEJACKETS AND LIFEBELTS KG CANADA.....	3,535 335 335	22,131 4,000 4,000
6307906090	CORDS AND TASSELS OF TEXTILE MATERIALS EX COTTON KG ITALY.....	6 6	370 370
6307907200	OTH SURGL DRAPES OF FABRIC FORMED ON BASE OF PAPER KG CHINA, PEOPLE'S REP. (MAINLAND).....	2,261 2,261	8,398 8,398
6307908500	SURGICAL DRAPES NESOI KG CHINA, PEOPLE'S REP. (MAINLAND).....	10,900 10,900	40,580 40,580
	WALL BANNERS, OF MANMADE FIBERS KG FRANCE..... GERMANY.....	796 2 677	3,213 305 441

TABLE 2 - IMPORTS INTO PUERTO RICO FROM FOREIGN COUNTRIES
BY COMMODITY AND COUNTRY OF ORIGIN-FISCAL YEAR 1999

COMM-CODE	COMMODITY, COUNTRY AND UNIT OF QUANTITY	QUANTITY	VALUE-\$
	JAPAN.....	117	2,467
6307908940	COTTON TOWELS OF PILED OR TUFTED CONSTRUCTION NO	648	1,056
	THAILAND.....	648	1,056
6307909925	NATIONAL FLAGS OF THE UNITED STATES NO	13,680	6,828
	CHINA (TAIWAN).....	1,880	782
	CHINA, PEOPLE'S REP. (MAINLAND).....	12,000	6,036
6307909935	NATIONAL FLAGS OF NATIONS OTHER THAN THE U.S.A. NO	77,640	30,408
	CHINA (TAIWAN).....	41,840	12,540
	CHINA, PEOPLE'S REP. (MAINLAND).....	36,000	17,868
6307909989	OTHER MADE-UP ARTICLES NESOI NO	11,786,985	3,584,585
	BELGIUM.....	50	1,103
	CHINA (TAIWAN).....	4,578,788	409,240
	CHINA, PEOPLE'S REP. (MAINLAND).....	2,165,036	297,513
	COLOMBIA.....	650	1,218
	DOMINICAN REPUBLIC.....	86,046	154,902
	FRANCE.....	45	2,683
	HONG KONG.....	14,112	9,173
	INDONESIA.....	1,922,000	1,223,300
	ITALY.....	622	5,078
	JAPAN.....	142	3,877
	MEXICO.....	189	1,668
	REPUBLIC OF KOREA.....	1,837,613	977,613
	SPAIN.....	87,784	37,463
	SRI LANKA.....	1,103,938	459,736
6308000020	NEDLCRFT SET WOY FAB & YRN FOR RETAIL SALE NESOI KG	1,170	2,028
	MEXICO.....	1,170	2,028
6310102010	USED OR NEW RAGS, SCRAP TWINE ETC SORTED NESOI COT KG	885	593
	MEXICO.....	885	593
	FOOTWEAR, HEADGEAR, UMBRELLAS, SUN UMBRELLAS, WALKING STICKS, SEATSTICKS, WHIPS, RIDING CROPS AND PARTS THEREOF; PREPARED FEATHERS AND ARTICLES MADE THEREWITH; ARTIFICIAL FLOWERS; ARTICLES OF HUMAN HAIR..... TOTAL		158,626,409
	FOOTWEAR, GAITERS AND THE LIKE; PARTS OF SUCH ARTICLES..... TOTAL		153,205,966
6401100000	WATERPROOF FOOTWEAR RUBBER/PLASTIC A METAL TOE-CAP PRS	120	701
	COLOMBIA.....	120	701
6401926000	WATERPROOF FTWR SOLES/UPPERS POLYVINYL CHLORIDE PRS	15,388	60,983
	COLOMBIA.....	4,236	11,638
	DOMINICAN REPUBLIC.....	2,010	12,951
	MEXICO.....	4,680	17,940
	VENEZUELA.....	5,460	18,454
6401929030	WATERPROOF FTWR RUB/PLAT COV ANK, NT KNEE, WK FTWR PRS	15,806	60,227
	MEXICO.....	6,318	25,424
	VENEZUELA.....	9,488	34,803
6401929060	WATERPROOF FTWR RUB/PLAT COVER ANKLE BUT NT KNEE PRS	9,000	15,450
	CHINA, PEOPLE'S REP. (MAINLAND).....	6,000	9,600
	MEXICO.....	3,000	5,850
6401996000	WATERPROOF FTWR PROTECTION FR WATER CHEM WEATHER PRS	4,608	14,085
	MEXICO.....	4,608	14,085
6402191520	OTH FTWR OUT SOLES R/P UPPER > 90% EXT SURF PLST MEN PRS	3,628	33,793
	CHINA, PEOPLE'S REP. (MAINLAND).....	3,628	33,793
6402191540	OTH FTWR SOLES R/P UPPER > 90% EXT SUR P YOUTHS BOYS PRS	5,738	45,967
	CHINA, PEOPLE'S REP. (MAINLAND).....	5,738	45,967
6402191580	OTH FTWR R/P UPPER > 90% EXT SUR P CHILDREN INFANTS PRS	150	1,159
	CHINA, PEOPLE'S REP. (MAINLAND).....	150	1,159
6402200000	OTH FTWR W/UPPR STRAP ASSMB TO SOLE BY PLUG (ZORIS) PRS	14,844	35,019
	CHINA, PEOPLE'S REP. (MAINLAND).....	5,184	7,137
	COSTA RICA.....	9,060	27,322
	MEXICO.....	600	560
6402303000	OTH FTWR RUB/PLAS WITH METAL TOE-CAP UPPER > 90% R/P PRS	10,593	93,758
	CHINA, PEOPLE'S REP. (MAINLAND).....	10,593	93,758
6402914005	OTH FTWR R/P ANKLE PROT AGST CHEM, WEAT, MEN WK FTWR PRS	17,877	139,953
	CHINA, PEOPLE'S REP. (MAINLAND).....	17,877	139,953
6402914010	OTH FTWR R/P ANKLE PROT AGST WTR CHEM WEATHER MEN PRS	7,385	30,770

TABLE 2 - IMPORTS INTO PUERTO RICO FROM FOREIGN COUNTRIES
BY COMMODITY AND COUNTRY OF ORIGIN-FISCAL YEAR 1999

COMM-CODE	COMMODITY, COUNTRY AND UNIT OF QUANTITY	QUANTITY	VALUE-\$
6402914030	CHINA, PEOPLE'S REP. (MAINLAND).....	7,385	30,770
	OTH FTWR R/P ANKLE PROT AGST WTR CHM WEA YOUTH/BOY PRS	10,200	64,001
	CHINA, PEOPLE'S REP. (MAINLAND).....	10,200	64,001
6402914050	OTH FTWR R/P ANKLE PROT AGST WTR CHM WEATHER WOMEN PRS	7,200	37,440
	CHINA, PEOPLE'S REP. (MAINLAND).....	7,200	37,440
6402914060	OTH FTWR R/P ANKLE PROT AGST WTR CHM WEATHER MISS PRS	616	4,171
	CHINA, PEOPLE'S REP. (MAINLAND).....	616	4,171
6402914075	OTH FTWR R/P ANKLE PROT AGST WTR CHM WTH INFT/CHLD PRS	3,216	13,888
	CHINA, PEOPLE'S REP. (MAINLAND).....	2,424	11,233
	MEXICO.....	792	2,655
6402918090	OTH FTWR R/P ANK VAL>\$6.50 BT NT>\$12/PR OTH PERSON PRS	480	3,288
	CHINA, PEOPLE'S REP. (MAINLAND).....	480	3,288
6402990560	OTH FTWR R/P UPPER >90% R/P BASE OF WOOD FOR WOMEN PRS	816	17,738
	SPAIN.....	816	17,738
6402991060	OTH FTWR R/P UPPER >90% R/P BASE OF CORK FOR WOMEN PRS	2,951	54,422
	SPAIN.....	2,951	54,422
6402991430	OTH FTWR R/P UPPER >90% R/P SANDALS/LIKE FTWR MEN PRS	30,057	41,937
	CHINA, PEOPLE'S REP. (MAINLAND).....	30,057	41,937
6402991460	OTH FTWR R/P UPPER >90% R/P SANDAL/LIKE FTWR WOMEN PRS	8,532	11,891
	CHINA, PEOPLE'S REP. (MAINLAND).....	8,532	11,891
6402991490	OTH FTWR R/P UPPER >90% R/P SANDL/LIKE FTWR PERSONS PRS	6,032	35,212
	CHINA, PEOPLE'S REP. (MAINLAND).....	4,200	6,504
	SPAIN.....	1,832	28,708
6402991810	OTH FTWR R/P UPPER>90% R/P HOUSE SLIPPERS PRS	37,200	28,913
	CHINA, PEOPLE'S REP. (MAINLAND).....	37,200	28,913
6402991815	OTH FTWR R/P UPPER>90% R/P TENNIS/BASKETBALL SHOES PRS	45,771	273,617
	CHINA, PEOPLE'S REP. (MAINLAND).....	45,771	273,617
6402991835	OTH FTWR/UPP>90% R/P EXC TEN/SANDL, MEN, WORK FTWR PRS	43,616	107,744
	CHINA, PEOPLE'S REP. (MAINLAND).....	37,280	67,226
	DOMINICAN REPUBLIC.....	6,336	40,518
6402991845	OTH FTWR/UPPER>80% R/P EXC TENNIS/SANDL TYPE MEN PRS	557,850	1,639,225
	BRAZIL.....	14,304	30,877
	CHINA (TAIWAN).....	6,900	10,590
	CHINA, PEOPLE'S REP. (MAINLAND).....	416,291	1,168,808
	INDONESIA.....	3,600	3,600
	ITALY.....	3,000	37,602
	SPAIN.....	10,418	71,323
	THAILAND.....	103,337	318,425
6402991850	OTH FTWR/UPPER>90% R/P EXC TNNS/SANDL TYPE YTH/BOY PRS	87,827	412,741
	BRAZIL.....	2,700	4,024
	CHINA, PEOPLE'S REP. (MAINLAND).....	82,366	398,926
	SPAIN.....	511	2,681
	THAILAND.....	2,250	7,110
6402991855	OTH FTWR/UPP>90% R/P EXC TEN/SANDL FOR WOMEN, WK FT PRS	9,360	16,657
	CHINA, PEOPLE'S REP. (MAINLAND).....	9,360	16,657
6402991865	OTH FTWR/UPPER>90% R/P EXC TENNIS/SANDL TYPE WOMEN PRS	2,587,740	10,734,409
	BRAZIL.....	18,732	149,217
	CHINA (TAIWAN).....	101,556	180,581
	CHINA, PEOPLE'S REP. (MAINLAND).....	2,271,862	8,872,929
	COLOMBIA.....	9,120	32,948
	DOMINICAN REPUBLIC.....	723	11,446
	HONG KONG.....	34,762	200,472
	INDONESIA.....	20,880	38,182
	ITALY.....	55,304	445,407
	MEXICO.....	145	1,443
	SPAIN.....	38,078	554,168
	SWITZERLAND.....	166	11,940
	VENEZUELA.....	36,412	235,696
6402991870	OTH FTWR/UPPER>90% R/P EXC TENNIS/SANDL TYPE MISSES PRS	204,988	763,333
	BRAZIL.....	3,234	10,628
	CHINA (TAIWAN).....	7,100	15,527
	CHINA, PEOPLE'S REP. (MAINLAND).....	184,743	667,102
	COLOMBIA.....	5,975	47,381
	HONG KONG.....	2,700	11,880
	VENEZUELA.....	1,236	10,815
6402991880	OTH FTWR/UPPER>90% R/P EXC TENNIS/SANDL TY CHILDREN PRS	247,277	874,121
	BRAZIL.....	5,352	20,926
	CHINA (TAIWAN).....	6,730	16,031
	CHINA, PEOPLE'S REP. (MAINLAND).....	216,608	732,231
	COLOMBIA.....	11,447	86,068

TABLE 2 - IMPORTS INTO PUERTO RICO FROM FOREIGN COUNTRIES
BY COMMODITY AND COUNTRY OF ORIGIN-FISCAL YEAR 1999

COMM-CODE	COMMODITY, COUNTRY AND UNIT OF QUANTITY	QUANTITY	VALUE-\$
	INDONESIA.....	3,080	5,110
	MEXICO.....	2,605	8,519
	SPAIN.....	1,475	7,235
6402991890	OTH FTWR/UPPER>90% R/P EXC TENNIS/SANDL TYP INFANTS PRS	276,884	870,348
	BRAZIL.....	1,800	7,151
	CHINA (TAIWAN).....	3,810	8,190
	CHINA,PEOPLE'S REP.(MAINLAND).....	227,079	628,124
	COLOMBIA.....	37,800	197,878
	MEXICO.....	364	766
	SPAIN.....	6,031	28,237
6402993020	OTH FTWR R/P OPEN TOE/HEEL SLIP-ON HOUSE SLIPPERS PRS	72,000	98,640
	INDONESIA.....	72,000	98,640
6402993040	OTH FTWR R/P OPEN TOE/HEEL SLIP-ON TYPE FOR MEN PRS	21,600	15,048
	CHINA,PEOPLE'S REP.(MAINLAND).....	21,600	15,048
6402996090	OTH FTWR RUB/PLAS VALUED NT >\$3/PAIR OTHER PERSONS PRS	5,520	14,838
	CHINA,PEOPLE'S REP.(MAINLAND).....	5,520	14,838
6402997090	OTH FTWR R/P VAL >\$3 BUT NT >\$6.50/PR OTHR PERSONS PRS	7,330	42,059
	CHINA,PEOPLE'S REP.(MAINLAND).....	7,080	40,559
	COLOMBIA.....	250	1,500
6402998030	OTH FTWR R/P VAL >\$6.50 BUT NT >\$12/PAIR FOR MEN PRS	3,960	27,234
	CHINA,PEOPLE'S REP.(MAINLAND).....	3,960	27,234
6402998060	OTH FTWR R/P VAL >\$6.50 BUT NT >\$12/PAIR FOR WOMEN PRS	75	758
	BRAZIL.....	75	758
6403194090	FTWR SOL R/P/L/C-L SPORTS FTWR M/Y/B OT GOLF/PGSK PRS	3,300	38,115
	CHINA,PEOPLE'S REP.(MAINLAND).....	3,300	38,115
6403200000	FTWR SOL LTHR UPPER LTHR STRAPS AND AROUND BIG TOE PRS	2,708	5,279
	MEXICO.....	2,558	4,732
	THAILAND.....	150	547
6403300000	FTWR BASE/PLATFORM OF WOOD NOT WITH METAL TOE-CAP PRS	5,418	41,605
	INDONESIA.....	2,368	13,152
	NICARAGUA.....	1,922	3,865
	SPAIN.....	1,128	24,588
6403403090	FTWR SOL R/P/L/C-L MTL TOE-CAP OTH EXC PIGSKIN UPP PRS	8,911	128,304
	CHINA,PEOPLE'S REP.(MAINLAND).....	6,164	71,484
	MEXICO.....	2,747	56,820
6403406000	FTWR SOL R/P/L/C-L UPPER LEATHER OTH PROT TOE-CAP PRS	7,176	114,098
	CHINA (TAIWAN).....	4,194	56,476
	CHINA,PEOPLE'S REP.(MAINLAND).....	912	16,325
	MEXICO.....	2,070	41,297
6403513030	OTH FTWR S/U LTHR COV ANK WELT MEN-EXC PIGSKIN UPP PRS	12,473	204,826
	CHINA,PEOPLE'S REP.(MAINLAND).....	10,428	146,440
	MEXICO.....	2,029	57,410
	SPAIN.....	16	976
6403513075	OTH FTWR SOL/UPP LTHR COV ANKLE WELT MIS,CHILD,INF PRS	36	683
	MEXICO.....	36	683
6403518030	OTH FTWR S/U LTHR COV ANK OTH MEN EXC PIGSKIN UPPR PRS	979	28,790
	SPAIN.....	979	28,780
6403516060	OTH FTWR SOL/UPP LTHR COV ANK OTHR YOUTHS AND BOYS PRS	342	6,919
	MEXICO.....	342	6,919
6403519030	OTH FTWR S/U LTHR CV ANK OTH WOMEN EXC PIGSKIN UPP PRS	87	727
	ITALY.....	12	352
	SPAIN.....	75	375
6403519045	OTH FTWR SOL/UPP LEATHER COV ANKLE OTH FTWR MISSES PRS	49	1,049
	MEXICO.....	49	1,049
6403519075	OTH FTWR SOL/UPP LEATHER COV ANK OTH FTWR INFANTS PRS	279	3,362
	BRAZIL.....	72	946
	SPAIN.....	207	2,416
6403593040	OTH FTWR S/U LTHR OTH WELT FTWR MEN EXC PIGSKN UPP PRS	4,548	57,864
	CHINA,PEOPLE'S REP.(MAINLAND).....	4,368	54,118
	MEXICO.....	180	3,746
6403593060	OTH FTWR SOL/UPP LTHR OTHER WELT FTWR FOR WOMEN PRS	552	10,315
	ITALY.....	552	10,315
6403596040	OTH FTWR SOL/UPP LTHR N CV AK OTH MEN PIGSKIN UPPR PRS	763	21,606
	ITALY.....	732	18,265
	SWITZERLAND.....	31	3,341
6403596060	OTH FTWR S/U LTHR N CV AK OTH MEN EXC PIGSKIN UPPR PRS	20,381	801,289
	BRAZIL.....	390	2,660
	ITALY.....	11,672	386,244
	SPAIN.....	7,924	370,786
	SWITZERLAND.....	405	41,599

TABLE 2 - IMPORTS INTO PUERTO RICO FROM FOREIGN COUNTRIES
BY COMMODITY AND COUNTRY OF ORIGIN-FISCAL YEAR 1999

COMM-CODE	COMMODITY, COUNTRY AND UNIT OF QUANTITY	QUANTITY	VALUE-\$
6403599045	OTH FTWR S/U LTHR N CVAK OTH WOMEN EXC PIGSKIN UPP PRS	82,449	1,546,221
	BRAZIL.....	24	360
	CHINA, PEOPLE'S REP. (MAINLAND).....	6,768	65,311
	COLOMBIA.....	458	7,653
	ITALY.....	23,023	536,303
	MEXICO.....	7,192	18,076
	PERU.....	480	11,870
	SPAIN.....	44,134	876,121
	SWITZERLAND.....	295	24,987
	UNITED KINGDOM OF GT BRITAIN.....	74	5,540
6403599075	OTH FTWR S/U LTHR NT COV ANK OTH FTWR FOR CHILDREN PRS	557	5,438
	MEXICO.....	557	5,438
6403599090	OTH FTWR S/U LTHR NT COV ANK OTH FTWR FOR INFANTS PRS	2,608	26,026
	COLOMBIA.....	600	2,580
	MEXICO.....	380	3,604
	SPAIN.....	1,628	19,842
6403913010	FTWR SO R/P:UP LTHR:CV ANK:WELT:WORK FOOTWEAR: MEN PRS	18,132	337,684
	CHINA, PEOPLE'S REP. (MAINLAND).....	10,836	170,398
	POLAND.....	7,296	167,286
6403913040	FTWR:SO R/P:UP LTHR:CV ANK:WELT:MEN:EXC PIGSKIN UP PRS	1,013	23,589
	MEXICO.....	1,013	23,589
6403916010	FTWR:SO R/P:UP LTHR:CV ANK:MEN YOUTHS BOYS WORK FW PRS	39,404	451,614
	CHINA, PEOPLE'S REP. (MAINLAND).....	14,022	58,073
	DOMINICAN REPUBLIC.....	25,382	383,541
6403916030	FTWR:SO R/P:UP LTHR:CV ANK:TENNIS SHOES: MEN PIGSKN PRS	720	8,496
	THAILAND.....	720	8,496
6403916040	FTWR:SO R/P:UP LTHR:CV ANK:TENNIS BASKET SHOES MEN PRS	755	18,135
	CHINA (TAIWAN).....	324	14,256
	DENMARK.....	431	3,879
6403916060	FTWR:SO R/P:UP LTHR:CV ANK:TENNIS SHOE YOUTHS/BOYS PRS	532	3,884
	SPAIN.....	532	3,884
6403916075	FTWR SOLES R/P:UPP LEATHER:CV ANK:OTH FTWR FOR MEN PRS	199,241	2,638,508
	CHINA, PEOPLE'S REP. (MAINLAND).....	150,471	2,028,250
	DOMINICAN REPUBLIC.....	228	2,542
	MEXICO.....	437	8,910
	NETHERLANDS.....	553	16,448
	SPAIN.....	482	18,124
	THAILAND.....	46,620	545,201
	UNITED KINGDOM OF GT BRITAIN.....	450	16,033
6403916090	FTWR SOL R/P:UPP LTHR:CV ANK: OTH FTWR YOUTHS/BOYS PRS	11,028	150,840
	CHINA, PEOPLE'S REP. (MAINLAND).....	8,223	87,600
	DOMINICAN REPUBLIC.....	647	6,549
	MEXICO.....	437	10,714
	SPAIN.....	1,719	35,977
6403919045	FTWR SOL R/P UPP LEATHER CV ANK OTH FTWR FOR WOMEN PRS	5,423	62,900
	BRAZIL.....	48	667
	GREECE.....	3,012	13,001
	ITALY.....	288	7,546
	MEXICO.....	210	3,203
	SPAIN.....	1,745	36,063
	VENEZUELA.....	120	2,420
6403919050	FTWR SOL R/P UPP LEATHR CV ANK OTH FTWR FOR MISSES PRS	3,318	16,206
	MEXICO.....	380	3,346
	SPAIN.....	2,938	12,862
6403919060	FTWR SOL R/P UPP LTHR CV ANK OTH FTWR FOR CHILDREN PRS	10,866	83,111
	COLOMBIA.....	1,082	7,371
	DOMINICAN REPUBLIC.....	127	1,207
	MEXICO.....	1,713	20,219
	SPAIN.....	7,934	54,314
6403919070	FTWR SOL R/P UPP LTHR CV ANK OTH FTWR FOR INFANTS PRS	33,021	260,720
	COLOMBIA.....	5,454	33,510
	MEXICO.....	1,638	4,823
	SPAIN.....	25,929	222,387
6403992060	FTWR SOL R/P UPP LTHR BASE/PLATFORM WOOD FOR WOMEN PRS	5,715	47,220
	INDONESIA.....	3,456	16,827
	SPAIN.....	2,259	30,393
6403992090	FTWR SOL R/P UPP LTHR BAS/PLT WOOD OT PRSN EXC M-W PRS	216	2,464
	SPAIN.....	216	2,464
6403994010	FTWR WELT SOL R/P UPP LTHR WORK FTWR FOR MEN PRS	9,300	128,363
	CHINA, PEOPLE'S REP. (MAINLAND).....	2,100	22,367

TABLE 2 - IMPORTS INTO PUERTO RICO FROM FOREIGN COUNTRIES
BY COMMODITY AND COUNTRY OF ORIGIN-FISCAL YEAR 1999

COMM-CODE	COMMODITY, COUNTRY AND UNIT OF QUANTITY	QUANTITY	VALUE-\$
6403994080	POLAND..... FTWR WELT SOL RUB/PLAS UPP LTHR OTH FTWR FOR WOMEN PRS	7,200 1,454	105,996 32,334
	ITALY.....	792	16,871
6403994090	SPAIN..... FTWR WELT SOL R/P UPP LTHR OTH FTWR MISS-CHILD-INF PRS	662 1,407	15,463 8,396
6403996040	SPAIN..... FTWR SOL R/P UP LTHR EXC PIGSKIN TENIS-GYM SHOE ME PRS	1,407 12,741	8,386 99,222
	BRITISH VIRGIN ISLANDS.....	267	11,217
	CHINA,PEOPLE'S REP.(MAINLAND).....	9,018	62,349
	THAILAND.....	3,456	25,656
6403996060	FTWR SOL R/P UP LTHR EXC PIGSKN GYM SHOE YOUTH-BOY PRS	10,668	30,436
	CHINA,PEOPLE'S REP.(MAINLAND).....	8,064	17,640
	DOMINICAN REPUBLIC.....	240	1,734
	THAILAND.....	2,364	11,062
6403996065	FTWR SOLES RUB/PLAS UPPER PIGSKIN OTH FTWR FOR MEN PRS	1,345	16,182
	BRITISH VIRGIN ISLANDS.....	279	7,598
	CHINA (TAIWAN).....	21	628
	DOMINICAN REPUBLIC.....	975	9,561
	SPAIN.....	70	395
6403996075	FTWR SOL R/P UP LTHR EXC PIGSKIN UPPER FOR MEN PRS	178,242	2,679,385
	BRAZIL.....	136	3,443
	CHINA,PEOPLE'S REP.(MAINLAND).....	85,504	1,159,512
	DOMINICAN REPUBLIC.....	44	429
	GERMANY.....	1,073	9,765
	HONG KONG.....	1,980	34,279
	INDIA.....	5,548	86,551
	INDONESIA.....	4,200	31,920
	ITALY.....	14,381	225,355
	MEXICO.....	480	7,920
	SPAIN.....	20,223	578,008
	SWITZERLAND.....	240	32,040
6403996090	THAILAND..... FTWR SOL RB/PL UPPER LTHR OTH FTWR FOR YOUTHS/BOYS PRS	44,433 50,853	510,163 635,854
	CHINA,PEOPLE'S REP.(MAINLAND).....	27,066	219,036
	COLOMBIA.....	480	3,264
	DOMINICAN REPUBLIC.....	415	4,144
	MEXICO.....	456	4,328
	SPAIN.....	22,436	405,082
6403997560	FTWR SO R/P UP LTH EXC PGS OT VL NT>\$2.50/PR WOMEN PRS	471	856
	NICARAGUA.....	471	856
6403999005	FTWR S R/P U-L VL OV\$2.50/PR H SL OT PRN EXC M-Y-B PRS	500	1,850
	THAILAND.....	500	1,850
6403999020	FTWR S R/P U-PS VL>\$2.50/PR TENNIS SHOE WOMEN MISS PRS	5,400	24,930
	CHINA,PEOPLE'S REP.(MAINLAND).....	5,400	24,930
6403999030	FTWR S R/P U-L EXC PGSKN V>2.50PR TENIS WOMEN MISS PRS	4,911	27,971
	BRITISH VIRGIN ISLANDS.....	123	2,554
	CHINA,PEOPLE'S REP.(MAINLAND).....	4,788	25,417
6403999040	FTWR S R/P U-PS VL>\$2.50/PR TENNIS CHILDREN INFANT PRS	2,876	23,070
	CHINA,PEOPLE'S REP.(MAINLAND).....	1,551	11,090
	DOMINICAN REPUBLIC.....	1,325	11,980
6403999055	FTWR SO R/P UP PIGSKIN OTH VAL OV \$2.50/PAIR WOMEN PRS	2,239	12,257
	CHINA,PEOPLE'S REP.(MAINLAND).....	1,638	10,647
	DOMINICAN REPUBLIC.....	600	1,610
6403999065	FTWR SO R/P UP LTH EXC PGS OT VL OV \$2.50/PR WOMEN PRS	763,340	9,803,624
	BRAZIL.....	277,037	2,552,413
	CHINA,PEOPLE'S REP.(MAINLAND).....	117,384	669,797
	COLOMBIA.....	4,254	38,464
	DOMINICAN REPUBLIC.....	6,534	55,056
	INDIA.....	7,200	21,600
	INDONESIA.....	1,346	6,687
	ITALY.....	38,518	577,422
	MEXICO.....	5,193	44,722
	NICARAGUA.....	51	255
	SPAIN.....	286,608	5,676,826
	THAILAND.....	5,667	21,796
	VENEZUELA.....	13,548	138,484
6403999070	FTWR SO R/P UP LTHR OTH FTWR VL OV \$2.50/PR MISSES PRS	92,230	859,568
	BRAZIL.....	810	4,271
	CHINA,PEOPLE'S REP.(MAINLAND).....	36,357	214,724
	COLOMBIA.....	19,764	147,528

TABLE 2 - IMPORTS INTO PUERTO RICO FROM FOREIGN COUNTRIES
BY COMMODITY AND COUNTRY OF ORIGIN-FISCAL YEAR 1989

COMM-CODE	COMMODITY, COUNTRY AND UNIT OF QUANTITY	QUANTITY	VALUE-\$
	DOMINICAN REPUBLIC.....	4,480	39,254
	ITALY.....	37	845
	MEXICO.....	1,158	12,247
	NICARAGUA.....	112	1,891
	SPAIN.....	29,452	437,638
	VENEZUELA.....	60	1,170
6403999080	FTWR S R/P U LTHR OTH FTWR WL OV \$2.50/PR CHILDREN PRS	153,672	1,301,462
	BRAZIL.....	2,974	14,190
	CHINA, PEOPLE'S REP. (MAINLAND).....	33,747	240,964
	COLOMBIA.....	43,621	291,911
	DOMINICAN REPUBLIC.....	512	4,589
	ITALY.....	140	2,734
	MEXICO.....	5,143	42,872
	SPAIN.....	67,535	704,202
6403999090	FTWR SO R/P U LTHR OTH FTWR VL OV \$2.50/PR INFANTS PRS	225,287	1,486,268
	ARGENTINA.....	1,064	12,555
	BRAZIL.....	1,513	7,904
	CHINA, PEOPLE'S REP. (MAINLAND).....	9,225	83,638
	COLOMBIA.....	122,862	671,284
	DOMINICAN REPUBLIC.....	691	6,179
	ITALY.....	158	1,871
	MEXICO.....	6,959	48,250
	SPAIN.....	82,815	654,587
6404112030	FTWR UP TX ML W/OV 50% LTHR-SO R/P SPORT FTWR MEN PRS	152	6,704
	ITALY.....	31	1,042
	SPAIN.....	121	5,662
6404112090	FTWR UP TX ML W/OV 50% LTHR-SO R/P SPRT CHILD/NFS PRS	73	279
	SPAIN.....	73	279
6404114000	FTWR SOL AFFIX TO UP SPORT NT>\$3/PR UP TX MA S R/P PRS	717	1,499
	MEXICO.....	717	1,499
6404115000	FTWR SO AFFIX TO UPP SPORT FTWR NOT OVER \$3/PAIR PRS	10,800	14,040
	CHINA, PEOPLE'S REP. (MAINLAND).....	10,800	14,040
6404116060	FTWR SO AFFIX TO UPP SPT VA>\$3 BT NT>\$6.50/PR WOMEN PRS	8,951	43,575
	BRAZIL.....	8,951	43,575
6404118060	FTWR UP TX ML SO R/P SPRT VA>\$6.50 NT>\$12/PR WOMEN PRS	11,496	104,949
	BRAZIL.....	11,496	104,949
6404192520	FTWR OP TOE/HEL SLIP-ON >10% R/P UP VEG FIB HS SLP PRS	2,700	1,782
	CHINA, PEOPLE'S REP. (MAINLAND).....	2,700	1,782
6404192530	FTWR OP TOE/HEL SLIP-ON >10% R/P UPPER VEG FIB MEN PRS	720	3,346
	SPAIN.....	720	3,346
6404192560	FTWR OP TOE/HEL SLIP-ON >10% R/P UPP VEG FIB WOMEN PRS	48,083	183,428
	CHINA, PEOPLE'S REP. (MAINLAND).....	44,064	123,062
	MEXICO.....	42	275
	SPAIN.....	3,877	60,091
6404192590	FTWR SLIP-ON >10% WT R/P UPP VEG FIB OT PN EXC M-W PRS	1,453	3,509
	CHINA, PEOPLE'S REP. (MAINLAND).....	1,152	2,168
	MEXICO.....	301	1,341
6404193040	FOOTWEAR RUBPLAS SOL UN10% RUBPL NVEGUP NESOI MEN PRS	375	1,256
	SPAIN.....	375	1,256
6404193060	FOOTWEAR RUBPLAS SOL UN10% RUBPL NVEGUP NESOI WOMEN PRS	32,808	369,041
	BRAZIL.....	4,872	63,082
	ITALY.....	2,826	37,641
	MEXICO.....	2,460	30,306
	SPAIN.....	22,650	238,012
6404193515	FOOTWEAR RUBPLAS SOL 10% OROV RUBPLAST HOUSE SLIPPR PRS	41,685	44,122
	CHINA, PEOPLE'S REP. (MAINLAND).....	40,086	38,383
	SPAIN.....	1,599	5,739
6404193540	FOOTWEAR RUBPLAS SOL 10% OROV RUBPLAST FOR MEN PRS	107,784	157,677
	CHINA, PEOPLE'S REP. (MAINLAND).....	107,784	157,677
6404193560	FOOTWEAR RUBPLAS SOL 10% OROV RUBPLAST FOR WOMEN PRS	229,371	410,473
	CHINA, PEOPLE'S REP. (MAINLAND).....	220,152	378,090
	INDONESIA.....	350	1,306
	MEXICO.....	708	5,224
	NICARAGUA.....	4,427	9,630
	SPAIN.....	3,134	14,483
	THAILAND.....	600	1,740
6404193580	FOOTWEAR RUBPLAS SOL 10% OROV RUBPLAST EX MEN WOMEN PRS	87,467	120,353
	CHINA, PEOPLE'S REP. (MAINLAND).....	86,100	116,058
	SPAIN.....	1,067	3,890
	THAILAND.....	300	405

TABLE 2 - IMPORTS INTO PUERTO RICO FROM FOREIGN COUNTRIES
BY COMMODITY AND COUNTRY OF ORIGIN-FISCAL YEAR 1999

COMM-CODE	COMMODITY, COUNTRY AND UNIT OF QUANTITY	QUANTITY	VALUE-\$
6404194030	FOOTWEAR RUBPLAS SOL NESOI NOV\$3PR ADMBOND MEN PRS	74,808	107,802
	CHINA,PEOPLE'S REP.(MAINLAND).....	3,600	10,728
	INDONESIA.....	71,208	97,074
6404194060	FOOTWEAR RUBPLAS SOL NESOI NOV\$3PR ADHBOND WOMEN PRS	118,878	169,791
	CHINA,PEOPLE'S REP.(MAINLAND).....	115,128	163,301
	VENEZUELA.....	3,750	6,490
6404194090	FOOTWEAR RUBPLAS SOL NESOI NOV\$3PR ADHBD EX MN WMN PRS	54,600	83,868
	CHINA,PEOPLE'S REP.(MAINLAND).....	54,600	83,868
6404195015	FOOTWEAR RUBPLAS SOL NESOI NOV\$3PR NOADH HOUSE SLP PRS	2,412	2,557
	CHINA,PEOPLE'S REP.(MAINLAND).....	2,412	2,557
6404195030	FOOTWEAR RUBPLAS SOL NESOI NOV\$3PR NOADH FOR MEN PRS	1,800	1,890
	CHINA,PEOPLE'S REP.(MAINLAND).....	1,800	1,890
6404195060	FOOTWEAR RUBPLAS SOL NESOI NOV\$3PR NOADH FOR WOMEN PRS	115,020	162,684
	CHINA,PEOPLE'S REP.(MAINLAND).....	115,020	162,684
6404196030	FOOTWEAR RUBPLAS SOL NESOI OV\$3NOV\$6.50 ADH MEN PRS	7,302	40,116
	CHINA,PEOPLE'S REP.(MAINLAND).....	7,302	40,116
6404196060	FOOTWEAR RUBPLAS SOL NESOI OV\$3NOV\$6.50 ADH WOMEN PRS	77,493	400,939
	CHINA,PEOPLE'S REP.(MAINLAND).....	76,557	395,681
	SPAIN.....	936	5,258
6404196090	FOOTWEAR RUBPLAS SOL NESOI OV\$3NOV\$6.50 ADH NESOI PRS	5,833	25,851
	CHINA,PEOPLE'S REP.(MAINLAND).....	3,024	10,580
	SPAIN.....	2,809	15,271
6404197060	FOOTWEAR RUBPLAS SOL NESOI OV\$3NOV\$6.50 NOADH WMN PRS	269	1,567
	SPAIN.....	269	1,567
6404198060	FOOTWEAR RUBPLAS SOL NESOI OV\$6.50NOV\$12 WOMEN PRS	688	6,125
	BRAZIL.....	216	1,922
	SPAIN.....	472	4,203
6404198090	FOOTWEAR RUBPLAS SOL NESOI OV\$6.50NOV\$12 NESOI PRS	4,240	32,154
	BRAZIL.....	36	274
	SPAIN.....	4,204	31,880
6404199060	FOOTWEAR RUBPLAS SOL NESOI OV\$12 WOMEN PRS	3,802	67,106
	ITALY.....	21	742
	SPAIN.....	3,781	66,364
6404199090	FOOTWEAR RUBPLAS SOL NESOI OV\$12 EXC MEN OR WOMEN PRS	84	1,053
	SPAIN.....	84	1,053
6404202090	FOOTWEAR LEA SOL NOV50%PLTX NOV\$2.50 EXC MEN WOMEN PRS	1,200	1,968
	CHINA,PEOPLE'S REP.(MAINLAND).....	1,200	1,968
6404204060	FOOTWEAR LEA SOL NOV50%PLTX OV\$2.50 WOMEN PRS	42,718	922,516
	CHINA,PEOPLE'S REP.(MAINLAND).....	1,080	7,803
	ITALY.....	1,096	37,246
	SPAIN.....	40,542	877,467
6404204090	FOOTWEAR LEA SOL NOV50%PLTX OV\$2.50 EXC MEN WOMEN PRS	1,461	7,991
	SPAIN.....	1,461	7,991
6404206060	FOOTWEAR LEA SOL TX UP NESOI WOMEN PRS	28,136	62,478
	BRAZIL.....	924	7,697
	CHINA,PEOPLE'S REP.(MAINLAND).....	26,640	42,091
	SPAIN.....	534	8,054
	UNITED KINGDOM OF GT BRITAIN.....	38	4,636
6404206080	FOOTWEAR LEA SOL TX UP NESOI EXCEPT MEN OR WOMEN PRS	604	2,956
	SPAIN.....	604	2,956
6405100060	OTH FTWEAR W UPPERS LEATHER/COMPOSITION LEATHER WM PRS	3,022	23,586
	HAITI.....	120	300
	INDONESIA.....	560	3,287
	MEXICO.....	94	428
	SPAIN.....	1,948	18,286
	THAILAND.....	300	1,285
6405203060	OTH FTWEAR UPPERS TEXTLE MATERIALS VEG FIBER WOMEN PRS	6,624	21,125
	CHINA,PEOPLE'S REP.(MAINLAND).....	6,624	21,125
6405203090	OTH FTWEAR UPPERS TEX MATERIALS VEG FIB OTH PERSON PRS	2,924	6,743
	PHILIPPINES.....	324	280
	SPAIN.....	2,600	6,463
6405209015	OTH FTWR W UPPERS OF TEX MATRL OTH HOUSE SLIPPERS PRS	4,200	12,060
	CHINA,PEOPLE'S REP.(MAINLAND).....	4,200	12,060
6405209060	OTH FTWEAR W UPPERS OF TEX MATRLS OT FOR WOMEN PRS	2,517	13,838
	FRANCE.....	16	637
	INDONESIA.....	1,802	7,622
	SPAIN.....	699	5,679
6405209090	OTH FTWEAR W UPPERS OF TEX MATRLS OT FOR OT NT M/W PRS	8,265	28,246
	CHINA,PEOPLE'S REP.(MAINLAND).....	7,200	20,880
	SPAIN.....	1,065	7,366

TABLE 2 - IMPORTS INTO PUERTO RICO FROM FOREIGN COUNTRIES
BY COMMODITY AND COUNTRY OF ORIGIN-FISCAL YEAR 1999

COMM-CODE	COMMODITY, COUNTRY AND UNIT OF QUANTITY	QUANTITY	VALUE-\$
6405909000	OTHER FOOTWEAR OTHER NESOI PRS	30,374	191,824
	CHINA, PEOPLE'S REP. (MAINLAND).....	29,820	181,380
	ITALY.....	72	2,829
	SPAIN.....	482	7,815
6406100500	PRTS FTWEAR FRMD UPPR OT STF COMP LTH FOR MN YT BY PRS	94,024	1,061,396
	DOMINICAN REPUBLIC.....	94,024	1,061,396
6406106000	PRT FTWR OT UPRS & PRT OT THAN STF RUBBER/PLASTIC PRS	1,722	40,180
	DOMINICAN REPUBLIC.....	1,722	40,180
6406106500	PRT FTWEAR FRM OTH STIFFENERS OF LEATHER PRS	6,283,623	99,867,349
	DOMINICAN REPUBLIC.....	6,276,747	99,802,918
	MEXICO.....	6,876	84,431
6406107000	PRT FTWR OT UPR & PRT TRF OT ST TX M>50% EX SR LT PRS	136,840	3,874,408
	DOMINICAN REPUBLIC.....	136,840	3,874,408
6406200000	PARTS OF FTWEAR OUT SLS & HLS OF RUBBER OR PLASTIC X		1,252,909
	BRAZIL.....		610,642
	CHINA, PEOPLE'S REP. (MAINLAND).....		24,420
	COLOMBIA.....		30,623
	CZECH REPUBLIC.....		92,128
	HONG KONG.....		11,593
	ITALY.....		395,371
	MEXICO.....		30,425
	REPUBLIC OF KOREA.....		57,707
6406991540	PARTS OF FOOTWEAR OF TEXTILE MATERIALS-MMF OTHER DOZ	1,037	1,823
	DOMINICAN REPUBLIC.....	1,037	1,823
6406993060	PARTS OF FOOTWEAR OTHER OF RUBBER OR PLASTIC OTHER X		86,803
	BRAZIL.....		86,803
6406996000	PARTS OF FOOTWEAR OTHER OF LEATHER X		2,046,182
	ARGENTINA.....		173,800
	BRAZIL.....		221,160
	CHINA, PEOPLE'S REP. (MAINLAND).....		14,664
	COLOMBIA.....		65,227
	DOMINICAN REPUBLIC.....		1,469,595
	MEXICO.....		86,257
	SPAIN.....		15,379
6406999000	PARTS OF FOOTWEAR OTHER NESOI KG	14,655	52,496
	DOMINICAN REPUBLIC.....	14,655	52,496
	HEADGEAR AND PARTS THEREOF..... TOTAL	299,681	991,800
6502004000	HAT SHAPES, NOT SEWED/BLCHD/COLOR; VEG FIB, PAPR YRN DOZ	475	10,388
	CHINA, PEOPLE'S REP. (MAINLAND).....	375	7,088
	SWITZERLAND.....	100	3,300
6502006030	PAPER HAT SHAPES, BLEACHED OR COLORED, NOT SEWED DOZ	374	4,296
	CHINA, PEOPLE'S REP. (MAINLAND).....	374	4,296
6502006060	HAT SHAPES (EX PAPER), BLEACHED OR COLORED, NOT SEWED DOZ	158	8,448
	ECUADOR.....	158	8,448
6502009030	HAT SHAPES OF MAN-MADE FIBERS, PLAID/ASSMBLD STRIP DOZ	120	6,261
	CHINA (TAIWAN).....	120	6,261
6503006000	HATS&OTHER HEADGEAR OF FUR FELT, WOMEN/GIRLS/INFANT DOZ	6	3,286
	MEXICO.....	6	3,286
6504006000	HATS&OTHR HEADGEAR, NOT SEWD, VEG FBR, PAPR YRN&COMBO DOZ	1,598	22,302
	CHINA, PEOPLE'S REP. (MAINLAND).....	150	2,325
	COLOMBIA.....	28	2,000
	ECUADOR.....	470	11,750
	HAITI.....	458	1,674
	MEXICO.....	492	4,553
6504009045	SEWED HATS & OTHER HEADGEAR OF MATERIALS NESOI DOZ	224	7,291
	CHINA, PEOPLE'S REP. (MAINLAND).....	200	6,600
	MEXICO.....	24	691
6505901515	HATS & OTHER HEADGEAR, KNITTED OF COTTON FOR BABIES DOZ	238	1,930
	COLOMBIA.....	130	1,561
	THAILAND.....	108	369
6505901540	KNITTED COTTON HEADGEAR: NESOI DOZ	4,661	60,552
	CHINA (TAIWAN).....	442	7,897
	CHINA, PEOPLE'S REP. (MAINLAND).....	2,800	21,476
	GUATEMALA.....	194	2,094
	HONG KONG.....	632	10,499
	MEXICO.....	268	11,056
	REPUBLIC OF KOREA.....	200	6,480
	UNITED KINGDOM OF GT BRITAIN.....	125	1,050

TABLE 2 - IMPORTS INTO PUERTO RICO FROM FOREIGN COUNTRIES
BY COMMODITY AND COUNTRY OF ORIGIN-FISCAL YEAR 1999

COMM-CODE	COMMODITY, COUNTRY AND UNIT OF QUANTITY	QUANTITY	VALUE-\$
6505902030	COLOMBIA.....	22	492
6505902060	HATS&OTH HDGEAR(EX BABIES)NOT KNT,COT&HND-LM&FLKLR DOZ	22	492
	CHINA (TAIWAN).....	27,839	888,405
	CHINA,PEOPLE'S REP.(MAINLAND).....	917	18,218
	COLOMBIA.....	9,808	148,926
	DOMINICAN REPUBLIC.....	11	258
	GUATEMALA.....	16,687	504,049
	MEXICO.....	80	763
	PERU.....	92	4,750
	SPAIN.....	28	341
6505902545	NKT COT VISOR & OTH HDGR W/O COV FOR CROWN OF HEAD DOZ	416	11,100
	DOMINICAN REPUBLIC.....	23	525
6505902590	NOT KNITTED COTTON HEADGEAR: NESOI DOZ	23	525
	ARGENTINA.....	1,843	38,958
	FRANCE.....	4	384
	HONG KONG.....	100	820
	MEXICO.....	1,512	23,738
6505903090	KNIT OR CROCHETED WOOL HEADGEAR : NESOI DOZ	327	12,016
	MEXICO.....	2	360
6505904090	NOT KNIT WOOL HEADGEAR : NESOI DOZ	2	360
	ECUADOR.....	25	300
6505905090	KNIT OR CROCHETED MMF HEADGEAR, WH/PT BRD : NESOI DOZ	25	300
	CHINA (TAIWAN).....	1,702	21,539
	DOMINICAN REPUBLIC.....	1,667	21,004
6505906090	KNIT/CROCHETED MMF HEADGEAR,NOT PART BRAID:NESOI DOZ	35	535
	CHINA (TAIWAN).....	773	11,999
	CHINA,PEOPLE'S REP.(MAINLAND).....	542	5,062
	MEXICO.....	120	2,460
	UNITED KINGDOM OF GT BRITAIN.....	101	4,172
6505908015	NONWOVN DISPOSABLE HEADGR W/O PEAKS OR VISORS; MMF DOZ	10	305
	CHINA,PEOPLE'S REP.(MAINLAND).....	248,207	53,988
6505908090	NOT KNIT OR CROCHETED MMF HDGR,NOT PART BRD: NESOI DOZ	248,207	53,988
	ECUADOR.....	58	469
6506103045	SAFETY HEADGEAR, OF REIN PLAS, ATH, REC, AND SPORT DOZ	58	469
	CHINA (TAIWAN).....	27	5,580
	CHINA,PEOPLE'S REP.(MAINLAND).....	4	782
6506103075	SAFETY HEADGEAR, REINFORCED OR LAMINATED PLASTICS DOZ	23	4,798
	CHINA (TAIWAN).....	765	9,101
	NEW ZEALAND ISLANDS.....	763	6,749
6506106045	SAFETY HEADGEAR, NOT REIN PLAS, ATH, REC AND SPORT DOZ	2	2,352
	CHINA (TAIWAN).....	136	7,099
6506910030	BATHING CAPS OF RUBBER OR PLASTICS DOZ	136	7,099
	CHINA,PEOPLE'S REP.(MAINLAND).....	1,250	724
6506910045	OTHER RUBBER&PLASTIC HEADGEAR,EXCLUDE BATHING CAPS DOZ	1,250	724
	CHINA (TAIWAN).....	180	2,293
	HONG KONG.....	120	702
6506910060	OTHER RUBBER&PLASTIC HEADGEAR,EXCLUDE BATHING CAPS DOZ	60	1,591
	CHINA,PEOPLE'S REP.(MAINLAND).....	8,333	1,835
6506990000	OTHR HEADGR OTHR MATRLS NESOI WHETHER/NOT LINE/TRM DOZ	8,333	1,835
	COLOMBIA.....	257	20,591
	MEXICO.....	89	8,020
6507000000	HDBANDS,LININGS,COVERS,FRAMES,VISORS,ETC CHINSTRAP DOZ	168	12,571
	DOMINICAN REPUBLIC.....	285	4,788
	UMBRELLAS,SUN UMBRELLAS, WALKING STICKS,SEATSTICKS,WHIPS,RIDING CROPS AND PARTS THEREOF..... TOTAL	285	4,788
6601100000	UMBRELLAS, GARDEN OR SIMILAR DOZ	1,369	88,200
	CHINA,PEOPLE'S REP.(MAINLAND).....	1,338	68,466
	COSTA RICA.....	31	19,734
6601910000	UMBRELLAS HAVING A TELESCOPIC SHAFT DOZ	14,170	203,835
	CHINA,PEOPLE'S REP.(MAINLAND).....	14,170	203,835
6601990000	UMBRELLAS, NESOI DOZ	27,531	564,038
	CHINA (TAIWAN).....	12	4,079
	CHINA,PEOPLE'S REP.(MAINLAND).....	22,111	406,782
	FRANCE.....	100	18,686
	HONG KONG.....	5,289	123,972
	MALTA @ GOZO.....	3	6,741

TABLE 2 - IMPORTS INTO PUERTO RICO FROM FOREIGN COUNTRIES
BY COMMODITY AND COUNTRY OF ORIGIN-FISCAL YEAR 1999

COMM-CODE	COMMODITY, COUNTRY AND UNIT OF QUANTITY	QUANTITY	VALUE-\$
6602000000	UNITED KINGDOM OF GT BRITAIN.....	16	3,778
	WALKING-STICKS, SEAT-STICKS, WHIPS, RIDING-CROPS	NO	17,176
	DENMARK.....	1,447	17,176
	PREPARED FEATHERS AND DOWN AND ARTICLES MADE OF FEATHERS OR OF DOWN;ARTIFICIAL FLOWERS; ARTICLES OF HUMAN HAIR.....		
	TOTAL		3,555,294
6702102000	ARTIFICIAL FLOWERS OF PLASTICS ASSEMBLED BY BINDING	X	293,222
	CHINA,PEOPLE'S REP.(MAINLAND).....		241,849
	HONG KONG.....		34,055
	SRI LANKA.....		16,790
	THAILAND.....		528
6702104000	ARTIFICIAL FLOWERS OF PLASTICS, INCLUDING PARTS	X	760,223
	CHINA,PEOPLE'S REP.(MAINLAND).....		727,490
	HONG KONG.....		6,221
	INDIA.....		19,857
	MEXICO.....		770
	SWEDEN.....		269
	THAILAND.....		5,616
6702903500	ARTIFICIAL FLOWERS, OF MAN-MADE FIBERS	X	2,399,930
	CHINA,PEOPLE'S REP.(MAINLAND).....		2,363,913
	FRANCE.....		835
	HONG KONG.....		31,438
	THAILAND.....		3,744
6702906500	ARTIFICIAL FLOWERS, NESOI	X	82,413
	CHINA (TAIWAN).....		393
	CHINA,PEOPLE'S REP.(MAINLAND).....		59,996
	ITALY.....		357
	MEXICO.....		3,055
	THAILAND.....		18,274
	VENEZUELA.....		338
6704190000	WIGS, FLASE BEARDS, EYEBROWS & EYELASHES, NESOI	X	19,506
	CANADA.....		19,506
	ARTICLES OF STONE,PLASTER,CEMENT, ASBESTOS,MICA OR SIMILAR MATERIALS; CERAMIC PRODUCTS;GLASS AND GLASSWARE.....		
	TOTAL		101,164,379
	ARTICLES OF STONE,PLASTER,CEMENT, ASBESTOS,MICA OR SIMILAR MATERIALS.....		
	TOTAL		11,921,088
6802100000	TILES ETC LS TH 7CM; ARTFLY CLRD GR CHPGS A PWDR	X	104,205
	DOMINICAN REPUBLIC.....		6,264
	SPAIN.....		97,941
6802211000	TRAVERTINE MON OR BLDG, SMPLY CT O SWN FLT EV SURF	T	290
	ITALY.....	178	81,851
	MEXICO.....	19	13,168
	TURKEY.....	95	51,148
6802215000	MARBLE A ALABASTER MNMNTL BLDG SMPLY CT O SWN	T	82
	ITALY.....	75	39,131
	SPAIN.....	7	7,414
6802220000	OTH CALC MON BLDG STONE SMPLY CT OR SWN	T	256
	DOMINICAN REPUBLIC.....	107	44,822
	PHILIPPINES.....	125	59,229
	SPAIN.....	24	9,002
6802230000	GRANITE MON OR BLDG STONE SMPLY CUT OR SAWN	T	33
	BRAZIL.....	21	19,222
	ITALY.....	12	18,211
6802290000	STONE, NESOI MON OR BLDG SMPLY CUT OR SWN	T	346
	DOMINICAN REPUBLIC.....	185	81,933
	ITALY.....	56	33,453
	MEXICO.....	105	55,245
6802910500	MARBLE SLABS	T	153
	CHINA (TAIWAN).....	25	54,544
	ITALY.....	59	42,075
	SPAIN.....	69	39,943
6802911500	MARBLE, OTHER THAN SLABS	T	1,534
	ARGENTINA.....	1	2,400

TABLE 2 - IMPORTS INTO PUERTO RICO FROM FOREIGN COUNTRIES
BY COMMODITY AND COUNTRY OF ORIGIN-FISCAL YEAR 1999

COMM-CODE	COMMODITY, COUNTRY AND UNIT OF QUANTITY	QUANTITY	VALUE-\$
	CHINA (TAIWAN).....	10	7,873
	ITALY.....	896	608,358
	MEXICO.....	56	61,854
	PORTUGAL.....	24	13,398
	SPAIN.....	519	332,065
	VENEZUELA.....	28	67,194
6802912000	TRAVERTINE, DRESSED OR POLISHED, BT NOT FRTR WRKD T	174	165,837
	ITALY.....	174	165,837
6802912500	TRAVERTINE, FURTHER WORKED T	885	451,383
	ITALY.....	727	365,019
	MEXICO.....	41	24,854
	SPAIN.....	117	61,510
6802920000	OTHER CALCAREOUS STONE, NESOI T	2,386	1,253,284
	CHINA (TAIWAN).....	24	28,470
	COLOMBIA.....	1	7,914
	DOMINICAN REPUBLIC.....	326	113,072
	ITALY.....	791	424,252
	MEXICO.....	20	10,100
	PORTUGAL.....	66	29,835
	SPAIN.....	1,158	639,521
6802930020	GRANITE,MNTL/BLDG,CT SZ,WRKD MR THN CT/SWN,MAX 1.5 T	80	108,628
	INDONESIA.....	11	10,194
	ITALY.....	76	80,834
	VENEZUELA.....	3	17,500
6802930025	GRANITE,MNTL/BLDG,CT SZ,ETC,MX THK OV 1.5 NOV 7.5 T	216	232,754
	ARGENTINA.....	21	25,157
	CHINA (TAIWAN).....	40	29,031
	ITALY.....	68	93,313
	SPAIN.....	87	85,253
6802930035	GRANITE MONUMENTS,BASES,MARKERS,OVER 7.5 CM THICK T	10	37,693
	CANADA.....	10	37,693
6802930060	GRANITE, MNTL/BLDG,CT SZ,ETC, OV 7.5 CM THCK,NESOI T	375	347,022
	CHINA,PEOPLE'S REP.(MAINLAND).....	32	52,114
	ITALY.....	343	294,908
6802930080	GRANITE, NESOI T	143	143,633
	BRAZIL.....	29	17,303
	CHINA,PEOPLE'S REP.(MAINLAND).....	14	17,959
	ITALY.....	100	108,371
6802990030	OTHER STONE MONUMENTS, BASES AND MARKERS T	43	58,929
	ITALY.....	43	58,929
6802990060	OTHER STONE, NESOI T	495	442,406
	BULGARIA.....	19	39,303
	CHINA,PEOPLE'S REP.(MAINLAND).....	17	9,108
	DOMINICAN REPUBLIC.....	194	87,071
	FRANCE.....	8	29,458
	ITALY.....	121	186,370
	MEXICO.....	136	91,096
6803005000	SLATE, NESOI X		49,663
	INDIA.....		7,563
	ITALY.....		15,136
	SPAIN.....		26,964
6804100000	MILLSTONES AND GRINDSTONES FOR MILLNG GRNDG PLPNG NO	58,894	110,846
	AUSTRIA.....	44,053	96,745
	ISRAEL.....	14,941	14,101
6804210000	OTH MLLSTNS ETC OF AGGLM SYNTHTC OR NAT DIAMOND NO	22	8,513
	ITALY.....	22	8,513
6804221000	GRNDNG WHEELS ETC OF AGGLM ABRVS PND W SYNTH RESINS KG	21,290	104,228
	ARGENTINA.....	3,240	16,311
	AUSTRIA.....	11,627	63,920
	GERMANY.....	6,423	23,997
6804224000	ABRASIVE WHEELS OF AGGLOM ABRVS OR OF CERAMICS X		66,197
	BRAZIL.....		5,127
	SPAIN.....		26,613
	THAILAND.....		34,457
6804226000	GRINDSTONES ETC OF AGGLOM ABRVS O CERAMICS NESOI X		119,843
	AUSTRIA.....		6,622
	CHINA (TAIWAN).....		9,021
	GERMANY.....		39,073
	ITALY.....		22,805
	SPAIN.....		42,322

TABLE 2 - IMPORTS INTO PUERTO RICO FROM FOREIGN COUNTRIES
BY COMMODITY AND COUNTRY OF ORIGIN-FISCAL YEAR 1999

COMM-CODE	COMMODITY, COUNTRY AND UNIT OF QUANTITY	QUANTITY	VALUE-\$
6804230000	OTHR MILLSTNS GRNDSTNS ETC OF NATURAL STONE NO	595	3,285
	GERMANY.....	595	3,285
6804300000	HAND SHARPENING OR POLISHING STONES NO	1,510	2,833
	BRAZIL.....	1,510	2,833
6805100000	ABRASVS ON A BASE OF WOVEN TEXTILE FABRIC ONLY KG	2,215	11,953
	COLOMBIA.....	1,463	7,155
	REPUBLIC OF KOREA.....	752	4,798
6805200000	ABRASIVES ON A BASE OF PAPER OR PAPERBOARD ONLY KG	51,798	260,437
	BRAZIL.....	33,753	128,781
	CHINA,PEOPLE'S REP.(MAINLAND).....	923	2,809
	GERMANY.....	129	2,147
	PORTUGAL.....	16,993	126,700
6805301000	ABRSV CTD ARTS IN SHTS STR DSCS BLTS ETC KG	5,923	51,685
	BRAZIL.....	782	4,290
	PORTUGAL.....	5,141	47,395
6805305000	ABRASIVE ARTICLES NESOI KG	7,353	29,741
	ITALY.....	3,500	5,828
	MEXICO.....	3,853	23,913
6806100090	OTH SLAG, ROCK AND MIN WOOL IN BULK, SHEET OR RLLS X		42,767
	CANADA.....		12,569
	MEXICO.....		30,198
6807100000	ARTICLES OF ASPHALT OR SIMILAR MATERIALS IN ROLLS KG	1,585,239	1,148,454
	COSTA RICA.....	18,590	6,918
	ITALY.....	56,224	26,497
	NETHERLANDS.....	27,000	30,593
	SPAIN.....	1,200,647	1,003,640
	UNITED KINGDOM OF GT BRITAIN.....	1,167	4,479
	VENEZUELA.....	261,611	76,327
6807900010	ROOFING AND SIDING OF ASPHALT, OR SIMILAR MATERIAL KG	6,133,026	2,180,591
	BRAZIL.....	102,032	310,392
	ITALY.....	357,462	173,115
	MEXICO.....	193,732	85,639
	SPAIN.....	60,579	41,739
	VENEZUELA.....	5,419,221	1,549,706
6807900050	ARTICLES OF ASPHALT OR SIMILAR MATERIAL NESOI KG	48,563	14,270
	VENEZUELA.....	48,563	14,270
6808000000	PNLS BRDS ETC O VEG FBR AG W CMNT PLSTR ETC BNDRS M2	25,256	102,098
	VENEZUELA.....	25,256	102,098
6808110000	PLSTR BRDS ETC NT ORNA, FCD W PPR O PPRBRD ONLY KG	138,229	31,060
	ARGENTINA.....	14,908	7,652
	CANADA.....	123,321	23,408
6808190000	PLSTER BOARDS PANELS ETC NOT ORNAMENTED NESOI X		116,195
	CANADA.....		111,967
	INDONESIA.....		4,228
6808900000	OTHR ARTCLS OF PLASTER OR O CMPSTNS BS PLS NESOI X		251,452
	CANADA.....		6,370
	COLOMBIA.....		36,966
	ITALY.....		18,818
	MEXICO.....		66,085
	SPAIN.....		123,313
6810110000	BLDG BLCKS A BRCKS OF CMNT CNCRT ART ST W O N REIN X		122,619
	COSTA RICA.....		2,054
	DOMINICAN REPUBLIC.....		2,485
	MEXICO.....		106,226
	SPAIN.....		11,854
6810191200	AGGLOMERATED MARBLE-CEMENT FLOOR AND WALL TILES M2	39,632	586,246
	DOMINICAN REPUBLIC.....	4,132	41,260
	ITALY.....	8,167	152,056
	PORTUGAL.....	20,173	296,815
	SPAIN.....	7,180	96,115
6810191400	FLR/WALL TLS,CMNT,CONCRTE,ARTFCL STN NT AGGLM MRBL M2	7,041	51,546
	DOMINICAN REPUBLIC.....	4,369	37,848
	SPAIN.....	2,672	13,698
6810195000	ARTCLS NESOI OF CMNT CNCRT OR ARTFCL STONE X		24,700
	COLOMBIA.....		24,700
6810910000	PREFB STRCTRL CMPNTS O CNCRT CMNT O ARTF STONE X		724,561
	CANADA.....		32,760
	MEXICO.....		656,769
	VENEZUELA.....		35,032
6810990000	OTHR ARTS NESOI OF CMNT ETC X		462,358

TABLE 2 - IMPORTS INTO PUERTO RICO FROM FOREIGN COUNTRIES
BY COMMODITY AND COUNTRY OF ORIGIN-FISCAL YEAR 1999

COMM-CODE	COMMODITY, COUNTRY AND UNIT OF QUANTITY	QUANTITY	VALUE-\$
	COSTA RICA.....		379,877
	ITALY.....		28,223
	MEXICO.....		5,698
	SPAIN.....		14,669
	VENEZUELA.....		33,891
6811100000	CORRUGATED SHEETS OF ASBESTOS ETC KG 13,310	13,310	8,012
	MEXICO.....	13,310	8,012
6811200000	OTHR SHTS PANLS TILES ETC NESOI OF ASBST CMNT ETC KG 116,516	116,516	64,123
	MEXICO.....	63,882	38,978
	VENEZUELA.....	52,634	25,147
6811900000	ARTCLS NESOI OF ASBESTOS-CEMENT ETC KG 3,747	3,747	6,284
	CHINA, PEOPLE'S REP. (MAINLAND).....	3,747	6,284
6812600000	ASBESTOS PAPER, MILLBOARD AND FELT X		6,548
	BRAZIL.....		6,548
6812900020	GASKETS, PACKING AND SEALS OF ASBESTOS KG 224	224	2,044
	PERU.....	224	2,044
6813100050	BRK LNGS A PADS ASBSTS ETC INCL CMB W TX O OTH MAT X		17,887
	BRAZIL.....		10,087
	VENEZUELA.....		7,790
6815992000	TLC STEA A SPSTN CUT OR SAWED ETC KG 900	900	2,616
	JAPAN.....	900	2,616
6815994000	ARTCLS OF STONE OR OTH MINRL SBSTNCS NESOI X		66,348
	DOMINICAN REPUBLIC.....		40,150
	MEXICO.....		26,196
	CERAMIC PRODUCTS..... TOTAL		63,528,993
6902101000	MAGNESITE BRICKS THS 237,605	237,605	313,985
	GERMANY.....	237,605	313,985
6902105000	REFRCTRY BRICKS ETC OVER 50 PCT MGO CAO CHROM NESI T 93	93	74,779
	CANADA.....	93	74,779
6902901010	CLAY BRICKS, REFRACTORY, NESOI THS 20	20	6,129
	DOMINICAN REPUBLIC.....	11	2,529
	VENEZUELA.....	9	3,600
6902901020	NONCLAY REFRACTORY BRICKS NESOI THS 17	17	7,293
	PANAMA.....	17	7,293
6902905010	BLOCKS, TILES ETC OF CLAY NESOI EXC BRICKS T 120	120	40,718
	COLOMBIA.....	4	8,480
	SPAIN.....	68	19,738
	VENEZUELA.....	48	12,500
6902905020	BLOCKS, TILES ETC, NONCLAY, REFRACT CERAM NESOI T 46	46	18,477
	DOMINICAN REPUBLIC.....	45	16,473
	SPAIN.....	1	2,004
6903100000	OTH REFRA CERAMIC GDS W GRAPHITE/CARBON OV 50PCT KG 20,520	20,520	21,294
	SPAIN.....	20,520	21,294
6904100020	SOLID BUILDING BRICKS, CERAMIC, NOT HEAT INSULATNG THS 46	46	10,371
	DOMINICAN REPUBLIC.....	46	10,371
6904100040	HOLLOW BUILDING BRICKS, CERAMIC, NT HEAT INSULATNG THS 33	33	7,582
	DOMINICAN REPUBLIC.....	19	3,582
	PERU.....	14	4,000
6904900000	CERAMIC FLOORING BLOCKS, SUPPRT OR FILLR TILE ETC X		44,729
	DOMINICAN REPUBLIC.....		37,991
	PANAMA.....		6,738
6905100000	ROOFING TILES, CERAMIC M2 388,940	388,940	939,548
	ARGENTINA.....	26,260	66,673
	BRAZIL.....	7,824	23,364
	COLOMBIA.....	3,851	61,130
	FRANCE.....	1,917	11,461
	ITALY.....	18,374	113,712
	MEXICO.....	232	3,028
	SPAIN.....	303,682	626,018
	VENEZUELA.....	26,900	34,182
6905900050	CERAMIC CONSTRUC GOODS, NESOI, NOT HEAT INSULATING X		111,545
	MEXICO.....		111,545
6906000000	CERAMIC PIPES, CONDUITS, GUTTERING A PIPE FITTINGS KG 43,063	43,063	24,316
	BRAZIL.....	43,063	24,316
6907900010	UNGLAZED CERAMIC TILES, SURFACE AREA 30 CM OR MORE M2 56,019	56,019	225,868
	COLOMBIA.....	551	4,888
	DOMINICAN REPUBLIC.....	474	2,550
	ITALY.....	53,968	214,121

TABLE 2 - IMPORTS INTO PUERTO RICO FROM FOREIGN COUNTRIES
BY COMMODITY AND COUNTRY OF ORIGIN-FISCAL YEAR 1999

COMM-CODE	COMMODITY, COUNTRY AND UNIT OF QUANTITY	QUANTITY	VALUE-\$
6907900050	SPAIN.....	1,026	4,309
	OTHER UNGLAZED CERAMIC FLAGS, PAVING, ETC. NESOI M2	472,226	3,988,690
	BRAZIL.....	3,660	18,690
	CHINA (TAIWAN).....	1,312	14,432
	COLOMBIA.....	2,335	14,916
	DOMINICAN REPUBLIC.....	11,499	16,301
	ITALY.....	320,350	3,058,560
	MEXICO.....	11,055	49,010
	SPAIN.....	113,761	765,719
	TURKEY.....	2,494	24,041
6908101000	VENEZUELA.....	5,760	25,011
	GLZD CERAM TILES CUBES ETC LT 7CM, LT 3229/SQ M SE M2	9,686	84,218
	CHINA (TAIWAN).....	6,087	48,956
	THAILAND.....	3,599	35,262
6908102000	GLZD CERAM TILES, CUBES ETC LT 7CM LT 38.7 CM2 NES M2	53,491	477,905
	COLOMBIA.....	678	14,718
	INDONESIA.....	22,963	208,160
	ITALY.....	3,850	16,013
	MALAYSIA.....	3,600	80,808
	PORTUGAL.....	6,006	29,952
	THAILAND.....	14,394	122,054
	TURKEY.....	2,000	8,200
	GLZD CERAM TILES, CUBES ETC LT 7CM, 38.7CM2 OM NES M2	497,386	2,757,123
	ARGENTINA.....	22,228	122,230
6908105000	BRAZIL.....	49,709	172,678
	CHINA (TAIWAN).....	8,305	64,871
	DOMINICAN REPUBLIC.....	845	5,406
	ITALY.....	54,092	488,292
	MALAYSIA.....	921	16,454
	PORTUGAL.....	3,738	26,369
	SPAIN.....	296,384	1,577,115
	THAILAND.....	2,016	15,906
	TURKEY.....	59,148	267,802
	GLAZED CERAMIC TILES, SURFACE AREA OF 30 CM OR OVR M2	435,479	2,245,313
6908900010	ARGENTINA.....	2,993	12,993
	BRAZIL.....	12,169	53,411
	DOMINICAN REPUBLIC.....	418	3,539
	ITALY.....	87,946	481,522
	MEXICO.....	8,826	33,051
	PORTUGAL.....	1,296	8,100
	SPAIN.....	268,054	1,348,385
	TURKEY.....	53,777	304,312
	OTHER GLAZED CERAMIC FLAGS, PAVING, ETC, NESOI M2	8,125,144	38,911,555
	ARGENTINA.....	227,342	988,108
6908900050	BRAZIL.....	1,674,621	6,358,958
	CHINA (TAIWAN).....	7,901	54,154
	COLOMBIA.....	280,784	1,468,374
	DOMINICAN REPUBLIC.....	132,896	802,147
	ECUADOR.....	54,592	258,964
	FRANCE.....	21,875	121,037
	GUATEMALA.....	3,417	15,430
	INDONESIA.....	203,493	463,166
	ITALY.....	1,102,342	7,286,386
	JAPAN.....	22,973	222,155
6909195095	MALAYSIA.....	6,657	75,095
	MEXICO.....	238,685	932,449
	PERU.....	123,265	563,301
	PORTUGAL.....	120,984	490,168
	REPUBLIC OF KOREA.....	10,350	96,707
	SPAIN.....	3,698,853	17,784,611
	TURKEY.....	25,834	119,342
	UNITED KINGDOM OF GT BRITAIN.....	4,105	28,323
	URUGUAY.....	7,704	35,053
	VENEZUELA.....	156,471	737,627
6909195095	CRMC WRS LB/CHM/TCH USE NT CHNA/POFI, NESOI X		3,127
6909900000	AUSTRIA.....		3,127
	CERAMIC RECEPTCLS FR AGRIC A FOR CONVEY/PACK GOODS X		20,623
	CHINA, PEOPLE'S REP.(MAINLAND).....		4,500
	DOMINICAN REPUBLIC.....		11,869
	ITALY.....		4,254

**TABLE 2 - IMPORTS INTO PUERTO RICO FROM FOREIGN COUNTRIES
BY COMMODITY AND COUNTRY OF ORIGIN-FISCAL YEAR 1999**

COMM-CODE	COMMODITY, COUNTRY AND UNIT OF QUANTITY	QUANTITY	VALUE-\$
6910100005	WATER CLOSET BOWLS FLUSHOMETR TYPE, PORCLN O CHINA NO	32,825	544,033
	BRAZIL.....	155	3,470
	ECUADOR.....	15,737	269,875
	MEXICO.....	489	5,531
	VENEZUELA.....	16,464	265,357
6910100010	WATER CLOSET BOWLS W TANKS IN 1 PC, PORCLN O CHINA NO	16,083	373,171
	CHINA,PEOPLE'S REP.(MAINLAND).....	250	17,550
	COLOMBIA.....	210	6,720
	DOMINICAN REPUBLIC.....	2,189	87,585
	ECUADOR.....	4,016	99,582
	MEXICO.....	1,509	51,878
	VENEZUELA.....	7,929	129,858
6910100015	FLUSH TANKS OF PORCELAIN OR CHINA NO	49,688	742,568
	BRAZIL.....	1,315	32,057
	CHILE.....	869	13,818
	CHINA,PEOPLE'S REP.(MAINLAND).....	800	16,162
	ECUADOR.....	12,505	216,214
	MEXICO.....	1,328	25,436
	VENEZUELA.....	33,071	438,881
6910100020	OTHER WATER CLOSET BOWLS, PORCELAIN OR CHINA NESOI NO	28,707	660,015
	BRAZIL.....	1,480	39,021
	CHILE.....	869	13,818
	CHINA,PEOPLE'S REP.(MAINLAND).....	600	20,160
	COLOMBIA.....	5,159	117,367
	DOMINICAN REPUBLIC.....	745	38,615
	ECUADOR.....	920	13,870
	MEXICO.....	859	15,870
	VENEZUELA.....	18,075	401,294
6910100030	SINKS AND LAVATORIES OF PORCELAIN OR CHINA NO	79,021	1,224,115
	BRAZIL.....	1,500	37,271
	CHILE.....	1,843	22,953
	CHINA (TAIWAN).....	402	13,999
	CHINA,PEOPLE'S REP.(MAINLAND).....	850	26,673
	COLOMBIA.....	3,449	54,501
	DOMINICAN REPUBLIC.....	3,540	111,505
	ECUADOR.....	27,965	336,888
	ITALY.....	10	5,875
	MEXICO.....	1,937	35,466
	PORTUGAL.....	1,240	21,651
	SPAIN.....	144	6,160
	VENEZUELA.....	36,141	551,173
6910100050	SANITARY FIXTURES OF PORCELAIN OR CHINA, NESOI NO	25,203	611,147
	BRAZIL.....	2,115	51,405
	CHINA (TAIWAN).....	1,518	91,783
	CHINA,PEOPLE'S REP.(MAINLAND).....	600	10,310
	COLOMBIA.....	1,237	18,366
	DOMINICAN REPUBLIC.....	2,459	84,782
	ECUADOR.....	3,437	49,078
	MEXICO.....	855	16,919
	VENEZUELA.....	12,982	288,504
6910900000	CERAMIC SANITARY FIXTURES OTH THN OF PORCLN/CHINA NO	164,646	3,259,018
	CHILE.....	195	17,614
	CHINA (TAIWAN).....	84	4,984
	COLOMBIA.....	20,841	419,693
	DOMINICAN REPUBLIC.....	8,394	261,886
	ECUADOR.....	1,713	32,916
	MEXICO.....	96,342	2,141,918
	PERU.....	13,213	165,152
	URUGUAY.....	3,542	111,603
	VENEZUELA.....	20,322	103,252
6911101000	PRCLAN O CHNA HOTL/RSTRNT TBL/KTCHWR, NOT HHLD WRE DPC	1,051	39,318
	FRANCE.....	15	6,090
	GERMANY.....	891	29,711
	SPAIN.....	145	3,517
6911102500	TABLE A KITCHENWARE, BONE CHINA, OV \$31.50 DOZ PC. DPC	332	29,583
	CHINA,PEOPLE'S REP.(MAINLAND).....	232	15,376
	UNITED KINGDOM OF GT BRITAIN.....	100	14,207
6911103510	PORCLN/CHNA TABL/KTCH WARE NOT OV \$56/12-PC SET DPC	2,031	6,253
	CHINA,PEOPLE'S REP.(MAINLAND).....	2,031	6,253
6911103750	TABL/KTCHWR NT BN CHNA AGG VAL OV \$56 NOV \$200 NES DPC	9	2,692

TABLE 2 - IMPORTS INTO PUERTO RICO FROM FOREIGN COUNTRIES
BY COMMODITY AND COUNTRY OF ORIGIN-FISCAL YEAR 1999

COMM-CODE	COMMODITY, COUNTRY AND UNIT OF QUANTITY	QUANTITY	VALUE-\$
	BANGLADESH.....	9	2,692
6911104100	STEINS W PEWTR LIDS, SALT A PEPPERS ETC PORCLN/CHN DPC	6,268	21,696
	CHINA,PEOPLE'S REP.(MAINLAND).....	6,268	21,696
6911104500	MUGS A OTH STEINS NESOI, OF PORCELAIN OR CHINA DPC	2,504	19,991
	CHINA (TAIWAN).....	204	2,197
	CHINA,PEOPLE'S REP.(MAINLAND).....	2,300	17,794
6911105200	PORCLN/CHNA NT IN SETS, SPCLD PRICES NOV \$180 DOZ. DPC	1,412	71,073
	CHINA,PEOPLE'S REP.(MAINLAND).....	960	6,451
	FRANCE.....	97	25,285
	GERMANY.....	79	26,195
	SRI LANKA.....	147	5,660
	UNITED KINGDOM OF GT BRITAIN.....	129	7,482
6911105800	PORCLN/CHNA NT IN SETS, HH, SPCLD PRICE PER DOZ DPC	105	9,898
	FRANCE.....	4	2,008
	GERMANY.....	69	2,702
	UNITED KINGDOM OF GT BRITAIN.....	32	5,188
6911108010	TBL/KTCHNWR FOOD O DRNK CNTCT PORC/CHNA NT IN SETS DPC	112,724	388,536
	CHINA,PEOPLE'S REP.(MAINLAND).....	112,588	384,608
	FRANCE.....	51	12,115
	UNITED KINGDOM OF GT BRITAIN.....	85	11,813
6911108090	TABL/KITCHNWR PORCLN/CHNA NOT AVAIL IN SETS NESOI DPC	9,181	55,319
	CHINA,PEOPLE'S REP.(MAINLAND).....	9,181	55,319
6911900010	TOILET ARTICLES OF PORCELAIN OR CHINA X		27,857
	CHINA,PEOPLE'S REP.(MAINLAND).....		20,657
	COLOMBIA.....		7,200
6911900050	HOUSEHOLD ARTICLES OF PORCELAIN OR CHINA, NESOI X		60,493
	CHINA (TAIWAN).....		33,401
	CHINA,PEOPLE'S REP.(MAINLAND).....		15,488
	HONG KONG.....		11,604
6912001000	EARTHENWARE TABLE/KITCH WARE, GLZD, BROWN/BLACK DPC	19,654	137,075
	CHINA,PEOPLE'S REP.(MAINLAND).....	19,654	137,075
6912002000	CRMC TBL/KTCHN WR HOTL/RSTRNT EX PROC/CHN, NOT HH DPC	190	9,393
	MEXICO.....	35	4,692
	UNITED KINGDOM OF GT BRITAIN.....	155	4,701
6912003510	CERAM TABL/KITCH WARE NT OV \$38/12-PLC SET NT P/CN DPC	233	13,300
	CHINA,PEOPLE'S REP.(MAINLAND).....	233	13,300
6912003550	OTHR CERAM TABL/KITWR NT OV \$38/12-PLC SET NT P/CN DPC	16,123	129,143
	CHINA,PEOPLE'S REP.(MAINLAND).....	1,280	65,448
	COLOMBIA.....	10,912	49,022
	INDONESIA.....	3,951	14,673
6912003950	OTHR CERAM TABL/KITWR OV \$38/12-PLC SET NT PORC/CH DPC	3,650	61,283
	CHINA,PEOPLE'S REP.(MAINLAND).....	3,150	54,823
	SPAIN.....	500	6,660
6912004100	CERAM STEINS W LIDS, SALT A PEPPERS ETC NT POR/CHN DPC	20,040	30,221
	CHINA,PEOPLE'S REP.(MAINLAND).....	20,040	30,221
6912004400	CERAMIC MUGS A STEINS NESOI NT PORCELAIN OR CHINA DPC	21,662	40,838
	CHINA,PEOPLE'S REP.(MAINLAND).....	21,662	40,838
6912004500	CERAMIC TABLWR NT SETS NT PORC/CHN AT SPEC PRICES DPC	25,572	136,365
	CHINA,PEOPLE'S REP.(MAINLAND).....	25,463	125,815
	FRANCE.....	23	2,755
	MEXICO.....	38	5,065
	UNITED KINGDOM OF GT BRITAIN.....	48	2,730
6912004810	OTH TBL/KTCHWR FOOD O DRNK NT PORC/CHNA NT IN SETS DPC	201,057	625,101
	CHINA,PEOPLE'S REP.(MAINLAND).....	190,959	588,219
	COLOMBIA.....	5,472	27,086
	INDONESIA.....	4,628	11,796
6912004890	OTH TABL/KITCHNWR NT PORC/CHNA, NT IN SETS, NESOI DPC	20,370	188,993
	CHINA,PEOPLE'S REP.(MAINLAND).....	13,436	144,676
	PORTUGAL.....	206	17,973
	URUGUAY.....	6,728	26,344
6912005000	CERAMIC HOUSEHOLD A TOILET ARTICLS NT PORC NT TBLW X		334,964
	CHINA,PEOPLE'S REP.(MAINLAND).....		69,071
	COLOMBIA.....		6,000
	DOMINICAN REPUBLIC.....		3,479
	FRANCE.....		7,433
	ITALY.....		166,918
	MEXICO.....		51,936
	UNITED KINGDOM OF GT BRITAIN.....		30,127
6913101000	PORCELAIN OR CHINA STATUES A HANDMADE FLOWERS X		1,040,157
	CHINA (TAIWAN).....		9,312

TABLE 2 - IMPORTS INTO PUERTO RICO FROM FOREIGN COUNTRIES
BY COMMODITY AND COUNTRY OF ORIGIN-FISCAL YEAR 1999

COMM-CODE	COMMODITY, COUNTRY AND UNIT OF QUANTITY	QUANTITY	VALUE-\$
6913102000	SPAIN..... ORNAMENTAL ARTICLES NESOI OF BONE CHINAWARE DPC	8,139	1,030,845
	CHINA (TAIWAN).....	100	53,868
	CHINA, PEOPLE'S REP. (MAINLAND).....	8,002	5,400
	GERMANY.....	26	22,662
	UNITED KINGDOM OF GT BRITAIN.....	11	22,648
6913105000	ORNAMNTL ARTCLS NESOI, PORCELAIN OR CHINA NT BONE DPC	48,561	3,156
	ARGENTINA.....	109	599,856
	CHINA (TAIWAN).....	3,592	18,649
	CHINA, PEOPLE'S REP. (MAINLAND).....	42,857	31,799
	GERMANY.....	6	325,685
	MEXICO.....	482	8,677
	NETHERLAND ANTIL. EXC ARUBA.....	110	19,477
	SPAIN.....	170	3,811
	VENEZUELA.....	1,235	179,215
6913901000	CERAMIC STATUES A HNDMD FLOWERS NOT PORCLN/CHINA X		11,563
	CHINA, PEOPLE'S REP. (MAINLAND).....		80,006
	DOMINICAN REPUBLIC.....		7,372
	MEXICO.....		16,454
	SPAIN.....		18,570
	VENEZUELA.....		33,095
6913903000	ORNMTL ARTCLS OF EARTHNRW RED-BODY W BRWN/BLCK GL DPC	7,366	4,515
	COLOMBIA.....	23	98,439
	DOMINICAN REPUBLIC.....	6,680	2,900
	MEXICO.....	663	58,148
6913905000	ORNAMENTAL CERAMIC ARTICLES NESOI X		37,391
	CHINA (TAIWAN).....		1,022,288
	CHINA, PEOPLE'S REP. (MAINLAND).....		2,725
	COLOMBIA.....		174,791
	DOMINICAN REPUBLIC.....		5,659
	HONG KONG.....		107,671
	ITALY.....		2,920
	MEXICO.....		155,878
	PERU.....		160,793
	PORTUGAL.....		7,107
	SPAIN.....		66,282
	VENEZUELA.....		268,615
6914108000	OTHER ARTICLES OF PORCELAIN OR CHINA, NESOI X		71,647
	CHINA (TAIWAN).....		88,711
	CHINA, PEOPLE'S REP. (MAINLAND).....		6,882
6914904000	CERAMIC FERRULES OF ALUMINA OR ZIRCONIA, ETC. X		81,829
	JAPAN.....		146,525
6914908000	CERAMIC ARTICLES NESOI X		146,525
	ARGENTINA.....		212,515
	BRAZIL.....		21,011
	CHINA, PEOPLE'S REP. (MAINLAND).....		12,190
	DOMINICAN REPUBLIC.....		44,421
	HONG KONG.....		25,141
	ITALY.....		2,490
	MEXICO.....		18,916
	PERU.....		69,009
	VENEZUELA.....		12,736
	GLASS AND GLASSWARE..... TOTAL		6,601
7002390010	OTHER UNWRKD GLASS TUBES NOT OVER 200MM IN LENGTH NO	381	25,714,298
	GERMANY.....	381	16,426
7002390090	TUBES OF GLASS NESOI, UNWORKED KG	858	16,426
	CANADA.....	858	6,078
7003120000	NONWIRED SHEETS OF CAST/RD GLASS, BODY TINTD ETC M2	34,234	6,078
	COLOMBIA.....	5,536	348,507
	MEXICO.....	1,736	66,454
	VENEZUELA.....	26,962	6,935
7003190000	CAST OR ROLLED GLASS IN NONWIRED SHEETS, NESOI M2	1,627	275,118
	BRAZIL.....	1,627	5,814
7004202010	DRWN/BLWN GLS, RECT SHTS<5MM THK, NT ABS/REF/NON-REF M2	429	5,814
	NETHERLANDS.....	429	2,108
7004202020	DRWN/BLWN GLS, REC SHTS=>5MM THK, NT ABS/REF/NON-REF M2	84,633	2,108
	ARGENTINA.....	2,378	450,369
	COLOMBIA.....	2,509	9,179
			68,418

TABLE 2 - IMPORTS INTO PUERTO RICO FROM FOREIGN COUNTRIES
BY COMMODITY AND COUNTRY OF ORIGIN-FISCAL YEAR 1999

COMM-CODE	COMMODITY, COUNTRY AND UNIT OF QUANTITY	QUANTITY	VALUE-\$
	GERMANY.....	1,278	6,648
	MEXICO.....	14,323	108,017
	NETHERLANDS.....	2,145	25,782
	SPAIN.....	18,138	94,108
	VENEZUELA.....	43,862	138,217
7004903010	OTH DRWN/BLWN GLS REC SHT 3.5-5MMTHK, AR NOV .26SM M2	38,679	54,003
	MEXICO.....	38,679	54,003
7005108000	FLOAT GLSS ETC NONWRD SHTS W ABS/REFL LAYER NESOI M2	62,090	230,428
	CANADA.....	1,327	7,085
	CHINA (TAIWAN).....	398	6,528
	INDONESIA.....	458	14,521
	MEXICO.....	59,907	202,294
7005211010	FLOAT GLS ETC NONWRD SHTS LS THN 5MM THK, TNT NESOI M2	25,671	108,226
	CANADA.....	1,291	7,417
	MEXICO.....	15,522	51,116
	NETHERLANDS.....	1,562	20,598
	THAILAND.....	7,296	29,095
7005211030	FLOAT GLS ETC NONWRD SHTS 5-10MM THK TINTD NT ABSB M2	145,808	751,957
	CANADA.....	1,280	7,951
	MEXICO.....	119,414	694,346
	NETHERLANDS.....	22,383	34,511
	SPAIN.....	1,362	7,100
	VENEZUELA.....	1,389	8,049
7005212000	FLOAT GLS ETC NONWRD SHTS 10MM THK OR MORE, NESOI M2	10,321	58,865
	BELGIUM.....	1,606	15,676
	BRAZIL.....	1,800	7,912
	MEXICO.....	6,915	33,277
7005290850	FLOAT GLS ETC NONWRD LT 10MM TH .26-.65SM NESOI M2	5,452	42,524
	MEXICO.....	5,452	42,524
7005291410	FLOAT GLS ETC LT 5MM TH OV .65 NOV 0.8 M2, LIQ CD M2	2,326	4,614
	MEXICO.....	2,326	4,614
7005291450	FLOAT GLS ETC OV .65 M2, 5-UN 10MM THK, LIQ CRYST D M2	64,730	287,306
	ARGENTINA.....	1,688	7,468
	BRAZIL.....	1,961	6,791
	GERMANY.....	2,550	20,807
	MEXICO.....	57,431	239,790
	NETHERLANDS.....	1,200	12,450
7005291810	FLOAT GLS ETC NONWRD SHT LT 5MM TH OV .65SM NESOI M2	26,251	140,782
	CZECH REPUBLIC.....	2,678	17,298
	MEXICO.....	19,973	100,078
	NETHERLANDS.....	3,167	19,352
	SPAIN.....	433	4,054
7005291850	OTHR FLT GLSS ETC NWRD OV .65M2, 5-UN 10MM THK, NES M2	54,711	302,181
	ARGENTINA.....	998	3,811
	BRAZIL.....	1,362	13,768
	CHINA, PEOPLE'S REP. (MAINLAND).....	751	13,506
	GERMANY.....	1,497	10,763
	HONG KONG.....	3,068	47,959
	MEXICO.....	32,668	143,832
	NETHERLANDS.....	10,553	42,852
	SPAIN.....	3,814	25,890
7005292500	FLOAT GLS ETC NONWRD SHT 10MM THK OR MOR NESOI M2	3,355	51,655
	CHINA, PEOPLE'S REP. (MAINLAND).....	293	4,256
	COLOMBIA.....	612	10,997
	HONG KONG.....	894	13,400
	MEXICO.....	1,556	23,002
7005300000	FLOAT GLS ETC, WIRED SHTS, W OR WO ABSB LAYER UNWK M2	7,974	75,501
	BRAZIL.....	423	4,242
	GERMANY.....	1,561	10,176
	MEXICO.....	6,990	61,083
7006004050	GLASS, WRKD, NT W ABSORBNT OR REFLCTNG LAYER NESOI M2	5,791	98,167
	BELGIUM.....	9	10,691
	CHINA, PEOPLE'S REP. (MAINLAND).....	1,669	42,827
	DOMINICAN REPUBLIC.....	3,940	42,294
	HONG KONG.....	173	2,355
7007110010	TOUGHND SAFTY GLS SIZE A SHAPE FR MTR VHCLS CHPT87 M2	1,758	60,535
	CHINA (TAIWAN).....	547	8,143
	JAPAN.....	1,209	52,392
7007211010	LAMINTD SAFTY GLSS WNDHLD FR MTR VHCLS OF CHP 87 M2	98,150	1,011,281
	CHINA (TAIWAN).....	266	12,142

TABLE 2 - IMPORTS INTO PUERTO RICO FROM FOREIGN COUNTRIES
BY COMMODITY AND COUNTRY OF ORIGIN-FISCAL YEAR 1999

COMM-CODE	COMMODITY, COUNTRY AND UNIT OF QUANTITY	QUANTITY	VALUE-\$
	CHINA, PEOPLE'S REP. (MAINLAND).....	1,634	48,129
	COLOMBIA.....	1,437	58,601
	HONG KONG.....	28,683	350,441
	JAPAN.....	21	2,089
	MEXICO.....	27,337	288,777
	VENEZUELA.....	38,772	273,082
7007211090	LAMNTD SAFTY GLS WNDSHLDS F ARCFT, SPCFT, VSL, NESOI M2	10,921	286,758
	COLOMBIA.....	2,838	114,587
	JAPAN.....	208	10,768
	MEXICO.....	7,875	181,403
7007215000	LAMINATED SAFETY GLASS FOR VEHCLS, EXC WINDSHIELDS M2	6,912	55,951
	REPUBLIC OF KOREA.....	6,912	55,951
7007290000	LAMINATED SAFETY GLASS, NOT FOR VEHICULAR USE X		246,731
	BELGIUM.....		23,703
	CHINA (TAIWAN).....		14,213
	CHINA, PEOPLE'S REP. (MAINLAND).....		32,803
	GERMANY.....		15,391
	MEXICO.....		84,178
	NETHERLANDS.....		76,445
7008100000	REAR-VIEW MIRRORS FOR VEHICLES NO	24,305	178,590
	CHINA (TAIWAN).....	21,570	111,928
	JAPAN.....	2,423	59,237
	REPUBLIC OF KOREA.....	312	7,427
7009911000	GLASS MIRRORS, UNFRMD, NOV 929SQ CM REFT AREA NES CM2	2,679,837	495,529
	CHILE.....	125	3,256
	MEXICO.....	842,312	484,111
	SPAIN.....	1,837,400	8,182
7009915000	GLASS MIRRORS, UNFRMD, OVER 929SQ CM REFLC AREA CM2	111,582,521	514,276
	BELGIUM.....	188,667	19,733
	CHINA, PEOPLE'S REP. (MAINLAND).....	5,607,422	19,046
	CZECH REPUBLIC.....	4,744,000	16,351
	GERMANY.....	44,579,203	184,410
	MEXICO.....	53,329,633	214,900
	NETHERLANDS.....	3,151,600	39,920
	SPAIN.....	1,996	9,916
7009921000	GLASS MIRRORS, FRAMED, NOV 929SQ CM REFLC AREA NES CM2	22,523,343	427,491
	BRAZIL.....	75	8,965
	CHINA, PEOPLE'S REP. (MAINLAND).....	20,185,928	149,497
	HONG KONG.....	120	2,031
	INDONESIA.....	21,570	2,578
	ITALY.....	7,604	7,235
	MEXICO.....	1,230	10,241
	PERU.....	900	3,672
	PHILIPPINES.....	25,056	2,172
	SPAIN.....	2,300,635	238,285
	UNITED KINGDOM OF GT BRITAIN.....	225	2,815
7009925000	GLASS MIRRORS, FRAMED, OVER 929SQ CM REFLCTNG AREA CM2	16,672,648	397,567
	BRAZIL.....	5,636,718	57,055
	CANADA.....	713,148	7,956
	CHILE.....	139,001	5,700
	CHINA (TAIWAN).....	776	2,450
	CHINA, PEOPLE'S REP. (MAINLAND).....	2,593,748	72,115
	GUATEMALA.....	13,935	4,694
	INDONESIA.....	254,000	9,763
	ITALY.....	1,620,173	44,810
	MALAYSIA.....	28	2,744
	MEXICO.....	1,205,785	69,663
	PERU.....	1,000	2,528
	PHILIPPINES.....	100,000	2,335
	SPAIN.....	4,394,336	115,954
7010100000	AMPOULES, GLASS, FOR CONVEYANCE OR PACKNG OF GOODS GRS	30,083	207,571
	CANADA.....	852	7,522
	FRANCE.....	29,231	200,049
7010202000	GLASS STOPPERS, LIDS, OTHR CLOSURES, AUTOMATIC MACHND GRS	151	24,214
	FRANCE.....	40	8,839
	UNITED KINGDOM OF GT BRITAIN.....	111	15,375
7010915020	OTH GLASS CONTNRS, W/WO CLSR, WIDE MOUTH, OV 1 LITER GRS	2,778	10,919
	GUATEMALA.....	2,778	10,919
7010915060	OTH GLASS CONTNRS HOLDNG OV 1 LIT, MOUTH < 38MM OD GRS	38,939	263,842
	ARGENTINA.....	2,499	14,394

TABLE 2 - IMPORTS INTO PUERTO RICO FROM FOREIGN COUNTRIES
BY COMMODITY AND COUNTRY OF ORIGIN-FISCAL YEAR 1999

COMM-CODE	COMMODITY, COUNTRY AND UNIT OF QUANTITY	QUANTITY	VALUE-\$
	COLOMBIA.....	35,312	226,177
	SPAIN.....	178	4,583
	VENEZUELA.....	952	18,688
7010920500	GLASS SRM BTLS,VIALS,PHARMACT CNTRNS,OV.33-1 LTR GRS	841	26,636
	JAPAN.....	521	19,645
	MEXICO.....	320	6,991
7010922000	GLASS PERF/TOILTR, ETC, AUTOM MACHND,OV 0.33-1 LTR GRS	7,292	258,367
	FRANCE.....	913	137,120
	ITALY.....	2,812	32,335
	MEXICO.....	1,180	47,912
	VENEZUELA.....	2,387	41,000
7010923000	GLASS PRFM/TLTRY CNTRS,ETC,OV 0.33 NOV 1 LTR,NESOI GRS	1,375	47,066
	SPAIN.....	1,375	47,066
7010925010	OTH GLASS CONTNRS W/WO CLSRS WIDE MTH OV 0.473-1 L GRS	17,581	485,789
	MEXICO.....	2,407	115,385
	PANAMA.....	12,305	231,110
	SPAIN.....	2,849	119,294
7010925015	OTH GLASS CONTNRS W/WO CLSRS WIDE MTH OV 0.33-0.473 GRS	25,545	598,723
	COLOMBIA.....	3,428	42,515
	ITALY.....	8,453	185,051
	PANAMA.....	3,018	56,521
	TRINIDAD & TOBAGO.....	10,615	307,092
	UNITED KINGDOM OF GT BRITAIN.....	35	7,544
7010925065	OTH GLASS CONTNRS W/WO CLSRS NT WD MTH OV .473-1 L GRS	16,891	415,578
	COLOMBIA.....	10,277	127,547
	FRANCE.....	33	11,433
	MEXICO.....	4,786	224,776
	PANAMA.....	1,400	22,756
	SPAIN.....	339	12,642
	UNITED KINGDOM OF GT BRITAIN.....	78	16,424
7010925090	OTH GLASS CONTNRS W/WO CLSRS NT WD MTH OV .33-473 GRS	34,433	526,173
	CHINA (TAIWAN).....	18	4,612
	COLOMBIA.....	27,298	362,072
	ECUADOR.....	3,780	73,500
	PANAMA.....	3,337	85,989
7010933000	GLASS PRFM/TLTRY CNTRS, ETC, OV 0.15-0.33 LTR, NES GRS	700	62,666
	UNITED KINGDOM OF GT BRITAIN.....	700	62,666
7010935060	OTH GLASS CONTNRS W/WO CLSRS NT WD MTH OV .15-33 GRS	8,236	129,596
	COLOMBIA.....	7,370	82,020
	ISRAEL.....	18	6,018
	MEXICO.....	315	21,690
	VENEZUELA.....	533	19,868
7010940500	GLASS SRM BTLS,VIALS, PHARM CNTRNS, NOV 0.15 LITER GRS	321,052	3,607,361
	BELGIUM.....	233	15,474
	COLOMBIA.....	700	8,750
	FRANCE.....	8,702	500,033
	MEXICO.....	130,460	745,267
	SPAIN.....	110	7,454
	SWITZERLAND.....	180,847	2,330,383
7010942000	GLASS PERFM/TLTRY,ETC,AUTOMAT MACHND, NOV 0.15 LTR GRS	27,314	1,492,804
	BELGIUM.....	3,573	196,563
	FRANCE.....	23,741	1,296,241
7010943000	GLASS PRFM/TLTRY CNTRS, ETC, NOV 0.15 LITER, NESOI GRS	6,133	51,694
	FRANCE.....	129	10,039
	ITALY.....	6,004	41,655
7010945030	OTH GLASS CNTNRS W/WO CLRS NT WD MTH OV .118-0.15 GRS	215	3,477
	COSTA RICA.....	215	3,477
7010945090	OTH GLASS CONTNRS W/WO CLOSURES,NOT OV 0.118 LITER GRS	264,833	1,543,418
	BELGIUM.....	270	12,961
	COLOMBIA.....	38,763	336,874
	FRANCE.....	65	12,149
	GERMANY.....	208	4,175
	MEXICO.....	533	35,718
	PANAMA.....	1,180	11,174
	VENEZUELA.....	223,814	1,130,367
7011101000	GLASS BULBS W/OUT FITTINGS, FOR INCANDESCENT LAMPS HUN	4	4,320
	CHINA,PEOPLE'S REP.(MAINLAND).....	4	4,320
7011105000	GLASS ENVELOPES FOR ELEC LIGHTNG W/O FITNGS NESOI HUN	166	7,117
	CHINA (TAIWAN).....	166	7,117
7011900000	GLASS ENVELOPES, OPEN, A PARTS, W/O FITNGS, NESOI HUN	40	2,234

TABLE 2 - IMPORTS INTO PUERTO RICO FROM FOREIGN COUNTRIES
BY COMMODITY AND COUNTRY OF ORIGIN-FISCAL YEAR 1999

COMM-CODE	COMMODITY, COUNTRY AND UNIT OF QUANTITY	QUANTITY	VALUE-\$
7012000000	CHINA, PEOPLE'S REP. (MAINLAND).....	40	2,234
	GLASS INNERS FOR VACUUM FLASKS A OTH VACUUM VESSLS NO	29,352	84,008
	BRAZIL.....	12,444	38,913
	CHINA, PEOPLE'S REP. (MAINLAND).....	13,308	24,271
	VENEZUELA.....	3,800	19,824
7013215000	LEAD CRYSTAL DRINKING GLASSES VALUED OVER \$5 EACH NO	2,114	84,492
	CZECH REPUBLIC.....	142	5,971
	FRANCE.....	1,191	55,751
	ITALY.....	578	3,601
	NETHERLANDS.....	179	6,044
	UNITED KINGDOM OF GT BRITAIN.....	24	13,125
7013291000	DRINKING GLASSES NESOI VALUED NOT OVER 30CENTS EACH NO	504,462	132,589
	BRAZIL.....	30,780	5,817
	CHINA, PEOPLE'S REP. (MAINLAND).....	188,480	45,378
	COLOMBIA.....	253,344	68,384
	INDONESIA.....	51,848	13,212
7013292000	DRINKING GLASSES NESOI VALUED OV \$.30, NT OV \$3 NO	223,378	218,430
	CHINA, PEOPLE'S REP. (MAINLAND).....	8,640	3,812
	COLOMBIA.....	51,508	47,615
	FRANCE.....	7,596	5,209
	GERMANY.....	57,132	72,509
	INDONESIA.....	22,016	12,209
	ITALY.....	76,488	77,076
7013293000	DRINKING GLASSES NESOI, CUT OR ENGRVD VALU \$3-\$5 EA NO	924	3,710
	ITALY.....	824	3,710
7013294000	DRINKING GLASSES NESOI CUT OR ENGRAVD VALU OV \$5EA NO	1,210	17,845
	ITALY.....	994	14,605
	SPAIN.....	216	3,240
7013295000	DRINKING GLASSES NESOI NT CUT/ENGRVD VAL \$3-\$5 EA NO	1,620	6,478
	ITALY.....	1,620	6,478
7013296000	DRINKING GLASSES NESOI NT CUT OR ENGR VAL OV \$5 EA NO	1,222	22,694
	FRANCE.....	240	11,137
	GERMANY.....	787	4,893
	ITALY.....	36	4,427
	SWEDEN.....	159	2,237
7013311000	LEAD CRYSTAL WARE FR TABL/KIT NES VALU NOV \$1 EACH NO	29,280	10,170
	BRAZIL.....	29,280	10,170
7013315000	LEAD CRYSTAL WARE FR TABLE/KTCHN NESOI VAL OV \$5EA NO	435	21,421
	CZECH REPUBLIC.....	43	3,729
	FRANCE.....	56	11,959
	IRELAND.....	38	2,470
	SWEDEN.....	288	3,263
7013322000	KITCH GLSWR W LIN COEF NOV 5X10-6 NES NT OV \$3 EAC NO	3,000	3,313
	CHINA, PEOPLE'S REP. (MAINLAND).....	3,000	3,313
7013324000	KITCH GLSWR W LIN COEF NOV 5X10-6 NES OV \$5 EACH NO	24	10,777
	FRANCE.....	24	10,777
7013392000	KITCH GLSWR W LIN COEF 5X10-6 OM NESOI NT OV \$3 NO	265,860	140,896
	CHINA, PEOPLE'S REP. (MAINLAND).....	18,000	4,739
	COLOMBIA.....	227,882	109,761
	FRANCE.....	4,200	4,200
	ITALY.....	14,955	20,102
	MEXICO.....	823	2,094
7013395000	KITCH GLSWR LIN COEF 5X10-6 OM NES NT CT/ENGR \$3-5 NO	2,772	10,191
	FRANCE.....	2,772	10,191
7013396000	KITCH GLSWR LIN COEF 5X10-6 OM NES NT CT/ENGR OV\$5 NO	3,482	37,087
	COLOMBIA.....	1,784	9,102
	FRANCE.....	1,470	19,212
	SWEDEN.....	248	8,773
7013915000	LEAD CRYSTALWR FOR TOILET, OFFC ETC NESOI OV \$5 EA NO	5,783	469,351
	AUSTRIA.....	3,046	90,273
	CZECH REPUBLIC.....	38	3,576
	FRANCE.....	2,157	334,044
	MEXICO.....	175	2,648
	NETHERLANDS.....	271	25,577
	SPAIN.....	38	7,893
	UNITED KINGDOM OF GT BRITAIN.....	68	5,340
7013992000	GLSWR FR TOILT, OFFC ETC NES PRESSED A TOUGHENED NO	37,953	72,682
	AUSTRIA.....	1,449	38,139
	ITALY.....	35,504	34,543
7013993000	GLASS SMOKERS'S ARTCLS, PERFUM BOTLS W GRD GLS STP NO	68,432	25,885

TABLE 2 - IMPORTS INTO PUERTO RICO FROM FOREIGN COUNTRIES
BY COMMODITY AND COUNTRY OF ORIGIN-FISCAL YEAR 1999

COMM-CODE	COMMODITY, COUNTRY AND UNIT OF QUANTITY	QUANTITY	VALUE-\$
	ITALY.....	68,432	25,885
7013993500	GLASS VOTIVE-CANDLE HOLDERS..... NO	4,099,698	732,323
	CHINA,PEOPLE'S REP.(MAINLAND).....	158,873	108,770
	ECUADOR.....	3,868,128	595,470
	FRANCE.....	31	11,871
	ITALY.....	72,884	18,412
7013994000	GLSWR FR TOILT, OFFC ETC NESOI NT OVR 30 CNTS EACH..... NO	115,104	16,412
	CHINA (TAIWAN).....	31,880	5,878
	CHINA,PEOPLE'S REP.(MAINLAND).....	14,400	3,744
	VENEZUELA.....	69,024	6,790
7013995000	GLSWR FR TOILT, OFFC ETC NESOI OV \$30, NT OV \$3EA..... NO	331,871	288,528
	BRAZIL.....	27,876	14,138
	CHINA (TAIWAN).....	8,640	3,528
	CHINA,PEOPLE'S REP.(MAINLAND).....	132,890	139,763
	COLOMBIA.....	148,480	108,757
	INDIA.....	1,229	2,351
	ITALY.....	3,516	3,326
	SPAIN.....	9,260	18,665
7013997000	GLSWR FR DECOR ETC NESOI CUT OR ENGRVD OVER \$5 EA..... NO	17	5,652
	ITALY.....	17	5,652
7013998000	GLSWR FR DECOR ETC NES NT CUT/ENGRVD \$3-5 EACH..... NO	10,079	39,994
	COLOMBIA.....	8,259	25,314
	INDIA.....	843	3,468
	SPAIN.....	2,977	11,212
7013999000	GLSWR FOR DECOR ETC NESOI NT CUT/ENGRVD OVER \$5 EA..... NO	11,493	164,609
	AUSTRALIAN ISLANDS.....	195	9,873
	AUSTRIA.....	1,170	28,035
	CHINA,PEOPLE'S REP.(MAINLAND).....	1,180	9,180
	COLOMBIA.....	1,401	9,042
	CZECH REPUBLIC.....	50	2,195
	FRANCE.....	254	18,092
	GERMANY.....	385	4,414
	INDIA.....	814	5,848
	ITALY.....	149	25,285
	SPAIN.....	2,789	18,780
	SWITZERLAND.....	3,106	32,867
7015901000	ROUND WATCH GLASSES..... NO	547	16,907
	SWITZERLAND.....	547	16,907
7016100000	GLASS CUBES A SMLLWRS, BACKD OR NOT, FR MOSAICS ET..... X		19,850
	MEXICO.....		19,850
7016901010	BRICKS A BLOCKS OF PRESSED OR MOLDED GLASS FR BLDG..... NO	1,167,393	1,509,241
	BELGIUM.....	2,816	15,629
	CHINA (TAIWAN).....	11,550	31,500
	CHINA,PEOPLE'S REP.(MAINLAND).....	351,079	340,536
	CZECH REPUBLIC.....	7,180	9,014
	GERMANY.....	339,687	650,309
	HONG KONG.....	16,800	14,784
	INDONESIA.....	405,500	399,964
	ITALY.....	1,050	8,625
	NETHERLANDS.....	5,940	10,090
	SPAIN.....	611	11,150
	THAILAND.....	25,200	17,640
7016901050	SLABS, SQRS, TILES ETC OF PRESSED O MOLD GLS NESOI..... X		435,647
	CHINA,PEOPLE'S REP.(MAINLAND).....		8,324
	COLOMBIA.....		13,991
	EL SALVADOR.....		2,555
	INDONESIA.....		351,977
	THAILAND.....		58,800
7016905000	LEADED GLS WINDOWS, MULTICELL/FOAM GLS PANELS, ETC..... X		58,445
	COLOMBIA.....		58,445
7017901000	MICROSCPE SLIDES A MICRO COVER GLASSES OF GLS NESI..... X		1,612,501
	SWITZERLAND.....		1,612,501
7017905000	OTHER LABORATORY, HYGIENIC OR PHARM GLASSWR NESOI..... X		29,620
	SPAIN.....		29,620
7018105000	GLASS BEADS AND SIMILAR GLASS SMALLWARES, NESOI..... X		42,848
	MEXICO.....		3,386
	VENEZUELA.....		39,280
7018905000	STATUETTES A OTH ORNAMNTS OF LAMP-WRKD GLS EX JEWL..... X		111,976
	CHINA (TAIWAN).....		10,673
	CHINA,PEOPLE'S REP.(MAINLAND).....		101,303

TABLE 2 - IMPORTS INTO PUERTO RICO FROM FOREIGN COUNTRIES
BY COMMODITY AND COUNTRY OF ORIGIN-FISCAL YEAR 1999

COMM-CODE	COMMODITY, COUNTRY AND UNIT OF QUANTITY	QUANTITY	VALUE-\$
7019110000	CHOPPED STRANDS NOT OVER 50 MM LONG	KG	25,817
	CANADA.....		3,919
	MEXICO.....		21,898
7019193000	CHOPPED STRANDS MORE THAN 50 MM LONG	KG	244,243
	BRAZIL.....		244,243
7019199000	GLASS FIBER SLIVERS, NESOI	KG	4,388
	MEXICO.....		4,388
7019395000	WEBS, MATTRS, BRDS ETC, NONWOVEN OF GLS FIBRS NESI	X	5,464
	UNITED KINGDOM OF GT BRITAIN.....		5,464
7019409060	WVN FBRCS OF SILICA FLMT, COLORED, SILICA <= 93%	M2	3
	MEXICO.....		3
7019905050	OTHR ARTICLES OF NONWOVEN GLASS FIBERS, NESOI	X	780,565
	CANADA.....		11,151
	COLOMBIA.....		184,575
	DOMINICAN REPUBLIC.....		72,003
	MEXICO.....		209,325
	PHILIPPINES.....		49,115
	SPAIN.....		3,249
	TRINIDAD & TOBAGO.....		189,209
	VENEZUELA.....		61,938
7020006000	OTHER ARTICLES OF GLASS, NT FR PRDCTN OF WAFERS	X	1,463,514
	BELGIUM.....		4,387
	CANADA.....		6,589
	CHINA (TAIWAN).....		32,163
	COLOMBIA.....		38,594
	FRANCE.....		1,244,425
	MEXICO.....		2,480
	NETHERLANDS.....		4,147
	SPAIN.....		130,729
	NATURAL OR CULTURED PEARLS,PRECIOUS OR SEMIPRECIOUS STONES,PRECIOUS METALS; METALS CLAD WITH PRECIOUS METAL, AND ARTICLES THEREOF;IMITATION JEWELRY; COIN.....	TOTAL	18,876,761
	NATURAL OR CULTURED PEARLS,PRECIOUS OR SEMIPRECIOUS STONES,PRECIOUS METALS; METALS CLAD WITH PRECIOUS METAL, AND ARTICLES THEREOF;IMITATION JEWELRY; COIN.....	TOTAL	18,876,761
7101223000	CULTURED PEARLS, WORKED,GRADED,TEMPORARILY STRUNG	X	14,714
	INDIA.....		14,714
7102310000	DIAM EX IND UNWKD OR SMPL SWN CLVD OR BRUTED	CAR	1,546
	IRELAND.....		1,546
7102390050	DIAM EXC IND WRKD NT ST O STRNG WEIGHNG OVR 0.5 CT	CAR	1
	INDIA.....		1
7103910010	RUBIES CUT BUT NOT SET FOR JEWELRY	CAR	1
	INDIA.....		1
7103910030	EMERALDS CUT BUT NOT SET FOR JEWELRY	CAR	2
	INDIA.....		2
7106925000	SILVER, SEMIMANUFACTURED	GM	12,262
	GERMANY.....		12,262
7110110050	PLATINUM METAL UNWROUGHT NESOI	GM	432
	GERMANY.....		432
7110410030	RUTHENIUM, UNWROUGHT OR IN POWDER FORM, SEPARATELY	GM	10,000
	REP. OF SOUTH AFRICA.....		10,000
7112100000	WST A SCRP GLD EXCL SWPNGS CNTNG OTH PR MTLs	GM	21,283
	DOMINICAN REPUBLIC.....		6,283
	JAPAN.....		15,000
7112900000	PRECIOUS METAL NESOI WASTE AND SCRAP	GM	68,447
	DOMINICAN REPUBLIC.....		68,447
7113112000	SLVR JWLR ETC NT OV \$18 PER DOZ PCS OR PTS	X	15,305
	MEXICO.....		15,305
7113115000	SLVR JWLR ETC VAL OV \$18 PER DOZ PCS	X	6,036
	GERMANY.....		3,544
	SPAIN.....		2,492
7113192500	GOLD MIXED LINK NECKLACES AND NECK CHAINS	X	4,659

TABLE 2 - IMPORTS INTO PUERTO RICO FROM FOREIGN COUNTRIES
BY COMMODITY AND COUNTRY OF ORIGIN-FISCAL YEAR 1999

COMM-CODE	COMMODITY, COUNTRY AND UNIT OF QUANTITY	QUANTITY	VALUE-\$
7208540000	FLT RLD IRON/ALLOY STEEL;NOT COIL;>=600mm;<3mm THK KG	475,877	124,383
	BELGIUM.....	58,320	15,141
	HUNGARY.....	298,765	70,041
	MEXICO.....	118,792	39,201
7209150000	FLAT RLD IRON/STL;>=600mm; COLD RLD; COIL;>3mm THK KG	250,130	82,887
	REPUBLIC OF KOREA.....	190,530	63,637
	RUSSIA.....	59,600	19,250
7209160060	FLAT & COLD RLD HI-STRTH IRON/STL;COIL;1<3mm;NESOI KG	254,530	86,418
	REPUBLIC OF KOREA.....	254,530	86,418
7209160090	FLT RLD IRON/STL;COIL;COLD RLD; >=600mm; 1<3mm THK KG	1,743,450	693,140
	FINLAND.....	105,730	189,168
	REPUBLIC OF KOREA.....	616,040	204,250
	RUSSIA.....	1,021,680	319,722
7209170090	FLAT & COLD RLD IRON/STL;COIL;>=600mm; 0.5<1mm THK KG	330,069	144,528
	FRANCE.....	330,069	144,528
7209250000	FLT RLD IRON/STL;NOT COIL;COLD RLD;>=600mm;>3mmTHK KG	125,234	82,265
	BRAZIL.....	125,234	82,265
7209260000	FLAT&COLD RLD IRON/STL;NOT COIL;>=600mm;>1<3mm THK KG	417,856	236,229
	FRANCE.....	417,856	236,229
7209270000	FLAT&COLD RLD IRON/STL;NOT COIL;>=600mm;0.5<1mmTHK KG	546,378	312,571
	FRANCE.....	546,378	312,571
7209900000	FLAT&COLD ROLLED IRON/STEEL;NOT COIL;>=600mm;NESOI KG	508,320	335,841
	SPAIN.....	508,320	335,841
7210110000	FLAT RLD IRON/STL; >=600mm; TIN COATED >=0.5mm THK KG	582,664	429,150
	DOMINICAN REPUBLIC.....	81,480	84,036
	JAPAN.....	491,184	365,114
7210120000	FLAT RLD IRON/STL; >=600mm; TIN COATED; <0.5mm THK KG	9,429,080	6,355,994
	DOMINICAN REPUBLIC.....	219,396	400,384
	FRANCE.....	2,355,126	1,620,390
	GERMANY.....	404,145	254,485
	JAPAN.....	3,298,602	1,855,348
	NETHERLANDS.....	2,552,511	1,874,347
	SPAIN.....	599,300	351,040
7210300060	FLT RLD IRON/STL;ELECTROLYTCALY COATD W/ZINC;NESOI KG	1,478,502	705,221
	BELGIUM.....	705,052	339,102
	REPUBLIC OF KOREA.....	773,450	366,119
7210410000	FLAT RLD IRON/STL;>=600mm;CORRUGATED;PLATED W/ZINC KG	6,035,993	3,694,438
	MEXICO.....	645,887	407,439
	REP. OF SOUTH AFRICA.....	4,907,469	3,074,156
	TURKEY.....	482,837	212,843
7210490030	FLAT RLD HI-STRTH STL;>=600mm; PLATED W/ZINC;NESOI KG	16,361,130	7,946,557
	ARGENTINA.....	3,882,619	1,907,525
	COLOMBIA.....	4,333,118	2,238,078
	MEXICO.....	795,770	428,447
	NEW ZEALAND ISLANDS.....	78,360	25,888
	REPUBLIC OF KOREA.....	6,381,174	3,001,170
	UNITED KINGDOM OF GT BRITAIN.....	879,089	345,449
7210490090	FLAT ROLLED IRON/STEEL;>=600mm;PLATED W/ZINC;NESOI KG	34,445,785	15,366,224
	ARGENTINA.....	1,246,129	858,105
	BELGIUM.....	3,021,591	1,267,501
	FINLAND.....	310,200	113,108
	HONG KONG.....	2,791,460	1,103,996
	MEXICO.....	7,387,801	3,981,325
	NETHERLANDS.....	302,910	125,055
	NEW ZEALAND ISLANDS.....	10,425,425	3,713,312
	REP. OF SOUTH AFRICA.....	972,581	467,719
	REPUBLIC OF KOREA.....	3,488,979	1,465,046
	RUSSIA.....	991,010	496,397
	UNITED KINGDOM OF GT BRITAIN.....	1,780,721	1,061,208
	VENEZUELA.....	1,726,978	913,452
7210500000	FLAT RLD IRON/STL;>=600mm;PLATED W/CHROMIUM OXIDES KG	18,224,431	17,994,245
	BRAZIL.....	18,800	12,690
	FRANCE.....	805,145	466,807
	GERMANY.....	2,507,823	1,559,504
	JAPAN.....	13,638,038	15,172,286
	NETHERLANDS.....	1,254,825	782,958
7210610000	FLAT RLD IRON/STEEL;>=600mm;PLATED W/ALUMINUM-ZINC KG	8,257,225	4,548,777
	BELGIUM.....	205,770	129,718
	LUXEMBOURG.....	2,448,656	1,227,913
	MEXICO.....	393,376	205,175

TABLE 2 - IMPORTS INTO PUERTO RICO FROM FOREIGN COUNTRIES
BY COMMODITY AND COUNTRY OF ORIGIN-FISCAL YEAR 1999

COMM-CODE	COMMODITY, COUNTRY AND UNIT OF QUANTITY	QUANTITY	VALUE-\$
	NETHERLANDS.....	1,845,540	567,218
	REPUBLIC OF KOREA.....	3,563,883	2,418,753
7210703000	FLT RLD IRON/STL;PAINTED W/PLSTIC;NT COATD W/METAL KG	19,854	14,934
	MEXICO.....	19,854	14,934
7210706030	FLT RLD IRON/STL;PNTD W/PLSTIC;ZINC COATD;ELECTRLY KG	124,720	83,169
	REPUBLIC OF KOREA.....	124,720	83,169
7210706060	FLT RLD IRON/STL;PAINTED PLASTIC;ZINC COATED;NESOI KG	3,743,852	2,755,098
	BELGIUM.....	1,331,397	1,009,729
	LUXEMBOURG.....	157,890	96,313
	MEXICO.....	1,919,525	1,429,784
	REPUBLIC OF KOREA.....	335,040	219,272
7210706090	FLAT RLD IRON/STL; >=600mm; PAINTED PLASTIC; NESOI KG	19,985	19,083
	MEXICO.....	19,985	19,083
7211231500	FLAT & COLD RLD HI-STRNTH STEEL;<300mm;>1.25mm THK KG	3,082,699	2,059,338
	BRAZIL.....	3,032,114	2,003,031
	REPUBLIC OF KOREA.....	50,585	56,307
7211232000	FLT & COLD RLD IRON/ALLOY STL;<300mm;>1.25mm THK KG	579,903	344,830
	BRAZIL.....	579,903	344,830
7211233000	FLT&COLD RLD IRON/STL;<300mm;>.25mm BUT <1.25mmTHK KG	136,377	72,621
	BRAZIL.....	136,377	72,621
7211236030	FLAT & COLD RLD IRON/STL;=300mm<600mm;>1.25mm THK KG	612,128	368,616
	BRAZIL.....	612,128	368,616
7211236060	FLAT & COLD RLD IRON/STL;=300<600mm;>0.25<1.25mm THK KG	103,519	59,930
	BRAZIL.....	103,519	59,930
7212200000	FLT RLD IRON/STL;<600mm;ELECTRLYTCALY PLATD W/ZINC KG	89,587	55,678
	BELGIUM.....	89,587	55,678
7212301030	FLAT RLD IRON/STL;PLATED W/ZINC;<300mm;<51mm COILS KG	29,898	18,595
	BELGIUM.....	29,898	18,595
7212301090	FLT RLD IRON/STL;PLTD W/ZINC;>51mm;COIL;>.25mm THK KG	286,385	167,314
	BELGIUM.....	107,626	66,554
	MEXICO.....	178,759	100,760
7212305000	FLAT ROLLED IRON/ALLOY STL; PLATED W/ZINC; >300mm KG	1,488,134	704,915
	MEXICO.....	1,488,134	704,915
7212401000	FLT RLD IRON/ALLOY STL; PAINTED W/PLASTIC; <300mm KG	63,642	39,163
	GREECE.....	63,642	39,163
7212405000	FLT RLD IRON/STL; >300mm <600mm; PAINTED W/PLASTIC KG	19,162	15,103
	GREECE.....	19,162	15,103
7213100000	CONCRETE REINFORCING BARS AND RODS;IRREGULAR COILS KG	578,332	192,189
	MEXICO.....	230,965	45,088
	TRINIDAD @ TOBAGO.....	316,790	75,590
	TURKEY.....	30,677	71,511
7213913000	BARS & RODS IRON/STL HOT-ROLLED;<14mm;NOT TEMPERED KG	1,310,066	295,763
	MOLDOVA.....	415,226	74,135
	REP. OF SOUTH AFRICA.....	486,540	128,398
	TRINIDAD @ TOBAGO.....	388,800	86,825
	VENEZUELA.....	9,500	6,405
7213916000	BAR/ROD; IRON/ALLOY STL; HOT ROLLED; <14mm; NESOI KG	10,768,400	2,647,909
	TRINIDAD @ TOBAGO.....	9,845,940	2,466,028
	TURKEY.....	902,460	171,919
	VENEZUELA.....	20,000	9,962
7214200000	OTHER BARS & RODS IRON/STL;CONCRETE REINFORCING KG	180,248,366	47,056,729
	AUSTRIA.....	14,407,844	2,546,216
	BRAZIL.....	904,795	194,531
	INDONESIA.....	23,252,458	5,194,634
	JAPAN.....	13,965,980	4,418,775
	LATVIA.....	23,972,452	4,460,669
	MEXICO.....	1,181,220	2,266,129
	MOLDOVA.....	21,734,897	11,612,777
	REPUBLIC OF KOREA.....	37,391,801	7,209,678
	TURKEY.....	8,022,150	1,400,431
	UNITED KINGDOM OF GT BRITAIN.....	8,191,380	1,734,274
	VENEZUELA.....	27,203,389	6,018,615
7214910015	OTH BARS;IRON/STL;HOT WRKD;RECTANGULAR;<0.25%CARBON KG	5,240,378	1,420,852
	BRAZIL.....	35,355	10,713
	MEXICO.....	100,810	28,227
	REP. OF SOUTH AFRICA.....	416,125	124,130
	REPUBLIC OF KOREA.....	1,313,395	338,847
	TRINIDAD @ TOBAGO.....	656,000	188,110
	TURKEY.....	2,718,691	730,825
7214990015	OTHER BARS IRON/STL;ROUNDS;HOT-WORKED;<0.25%CARBON KG	1,883,564	629,641

TABLE 2 - IMPORTS INTO PUERTO RICO FROM FOREIGN COUNTRIES
BY COMMODITY AND COUNTRY OF ORIGIN-FISCAL YEAR 1999

COMM-CODE	COMMODITY, COUNTRY AND UNIT OF QUANTITY	QUANTITY	VALUE-\$
	MEXICO.....	90,049	31,607
	TURKEY.....	1,793,515	598,034
7214990030	OTHER BARS IRON/STL; ROUNDS; >=0.25% <0.6% CARBON KG	360,000	104,850
	TRINIDAD @ TOBAGO.....	360,000	104,850
7214990060	OTHER BARS IRON/STL HOT-WORKED;<0.25% CARBON;NESOI KG	1,670,857	320,247
	TURKEY.....	1,670,857	320,247
7214990075	OTH BARS IRON/STL;HOT WRKD;>=0.25% <0.6%CARBON;NESOI KG	1,204,000	363,740
	TRINIDAD @ TOBAGO.....	1,204,000	363,740
7215901000	OTH BRS RDS IRON/STL,COATD/PLTD W METL,NOT COLD-FM KG	60,439	35,142
	INDIA.....	54,264	28,498
	MEXICO.....	6,175	5,644
7215905000	OTHER BARS AND RODS IRON OR NONALLOY STEEL, NESOI KG	21,213	20,251
	CHINA (TAIWAN).....	1,027	2,098
	MEXICO.....	20,186	18,153
7216100010	ANGLES,U SECT,IRON/NON ALY STEEL,HOT-RLD,<80MM HGH KG	1,978,329	795,915
	BRAZIL.....	931,156	278,903
	MEXICO.....	481,419	140,118
	REPUBLIC OF KOREA.....	50,695	15,689
	TURKEY.....	512,659	363,205
7216100050	ANGLES,I OR H SEC IRN/STL,NON-ALY,HOT-RLD<80MM HGH KG	902,424	477,644
	BRAZIL.....	174,706	60,379
	TURKEY.....	727,718	417,265
7216210000	ANGLES,L SECTION IRON/NONALY STL,HOT-RLD,<80MM HGH KG	2,927,354	777,690
	REPUBLIC OF KOREA.....	208,214	57,692
	TURKEY.....	2,719,140	719,998
7216310000	ANGLES,U SEC,IRON/NONALY STEEL,HOT-RLD >= 80MM HGH KG	3,585,474	1,050,420
	BRAZIL.....	2,304,367	677,917
	LUXEMBOURG.....	137,196	41,962
	POLAND.....	538,157	157,751
	REPUBLIC OF KOREA.....	595,774	169,807
	TURKEY.....	8,980	2,983
7216320000	ANGLES,I SEC,IRON/NONAL STL,HOT-RLD>=80MM HGH(BEAM KG	1,511,077	671,154
	BRAZIL.....	645,633	188,277
	MEXICO.....	181,208	61,727
	SPAIN.....	576,439	147,019
	UNITED KINGDOM OF GT BRITAIN.....	107,797	274,131
7216330030	H SEC IRON/STL,HGH>=80MM,HT RLD,WT<=11.3KG/30.5CM KG	12,411,632	3,485,709
	BRAZIL.....	133,603	102,562
	JAPAN.....	2,142,107	623,194
	MEXICO.....	415,906	136,612
	POLAND.....	1,621,000	395,687
	REPUBLIC OF KOREA.....	5,395,736	1,522,065
	SPAIN.....	2,703,280	705,589
7216330060	H SEC IRN/STL,HOTR,>=80 MM HT,>11.3<=27.2KG/30.5CM KG	7,078,808	2,001,512
	BRAZIL.....	338,620	100,232
	GERMANY.....	12,003	4,735
	JAPAN.....	1,059,049	321,760
	MEXICO.....	49,013	14,998
	REPUBLIC OF KOREA.....	1,880,226	550,334
	SPAIN.....	3,739,897	1,009,453
7216330090	OTH H SECTIONS,IRON/NONALY STEEL,HOT-RL,>=80 MM HT KG	3,986,516	1,118,678
	CHINA (TAIWAN).....	2,065	6,400
	GERMANY.....	203,519	75,330
	JAPAN.....	1,002,823	271,696
	REPUBLIC OF KOREA.....	1,958,366	532,291
	SPAIN.....	254,138	73,846
	TURKEY.....	565,605	159,115
7216400010	ANGLES,L SECTION,IRON/NALY STL HOT-RLD,>=80MM HIGH KG	96,046	24,789
	REPUBLIC OF KOREA.....	45,625	11,632
	SPAIN.....	50,421	13,157
7216400050	T SECTION,IRON OR NONALY STEEL,HOT-RLD =>80MM HIGH KG	233,505	70,752
	BRAZIL.....	233,505	70,752
7216990000	OTHER ANGLES,SHAPES & SECT,IRON/NONALY STEEL,NESOI KG	32,848	26,416
	CHINA (TAIWAN).....	32,848	26,416
7217102000	FLAT WIRE,IRON/STL NOT PLTD<.25%CARBON,>.25-1.25MM KG	36,004	30,397
	MEXICO.....	36,004	30,397
7217103000	FLAT WIRE,IRON/STL NOT PLTD,<.25%CARBON,>1.25MM TH KG	68,100	59,028
	MEXICO.....	68,100	59,028
7217104030	ROUND WIRE,IRON/STL,NOT/PLTD<.25%CAR,<1.5MM HEATED KG	180,098	102,415
	ARGENTINA.....	82,397	51,793

TABLE 2 - IMPORTS INTO PUERTO RICO FROM FOREIGN COUNTRIES
BY COMMODITY AND COUNTRY OF ORIGIN-FISCAL YEAR 1999

COMM-CODE	COMMODITY, COUNTRY AND UNIT OF QUANTITY	QUANTITY	VALUE-\$
	VENEZUELA.....	97,701	50,622
7217105030	ROUND WIRE,IRON/STL NOT PLT<25%CAR,>=1.5MM, HEATD KG	7,335,257	3,672,070
	ARGENTINA.....	139,336	78,544
	BELGIUM.....	111,158	61,940
	BRAZIL.....	819,117	336,680
	DOMINICAN REPUBLIC.....	1,806,672	962,488
	ECUADOR.....	111,000	46,753
	HONDURAS.....	122,472	55,596
	MEXICO.....	4,047,010	2,045,330
	VENEZUELA.....	178,494	84,739
7217105080	ROUND WIRE,IRN/STL NOT PLT<25%CA=>1.5MM NOT HEATD KG	586,163	355,270
	BELGIUM.....	159,304	101,253
	CHINA (TAIWAN).....	55,354	29,150
	MEXICO.....	50,415	25,953
	UNITED KINGDOM OF GT BRITAIN.....	241,063	152,468
	VENEZUELA.....	60,027	46,446
7217107000	FLAT WIRE IRON/NALY STEEL,NOT PLATED,>= 0.25% CARB KG	38,270	21,852
	MEXICO.....	38,270	21,852
7217108010	RND WIRE IRON/STEEL,NT PLT =>.25<.6% CARBON,HEATED KG	297,776	167,450
	VENEZUELA.....	297,776	167,450
7217108030	RND WIRE IRN/STL,NPLTD,HEAT TR,>=1<1.5MM,>.6%CARB KG	263,059	150,614
	CHILE.....	262,115	146,682
	MEXICO.....	944	3,932
7217108075	RND WIRE,IRN/STEL,NPLTD,>=1.0<1.5MM,>.6%CRB,N/HTD KG	20,560	13,070
	SPAIN.....	20,560	13,070
7217108090	RND WIRE,IRN/STEL,NPLT >=1.5MM DI,>.6%CRB,N/HEATD KG	887,966	541,848
	DOMINICAN REPUBLIC.....	36,476	18,227
	SPAIN.....	851,490	523,621
7217109000	OTHER WIRE,IRON/NON ALLOY STEEL, NT PLATED, NESOI KG	43,550	29,758
	DOMINICAN REPUBLIC.....	3,385	2,212
	SPAIN.....	460	2,185
	UNITED KINGDOM OF GT BRITAIN.....	21,190	14,637
	VENEZUELA.....	18,515	10,724
7217201500	FLAT WIRE,IRON/NONALY STL,PLATED OR COATD WTH ZINC KG	128,266	89,725
	REPUBLIC OF KOREA.....	19,620	13,795
	VENEZUELA.....	108,646	75,930
7217203000	ROUND WIRE,IRN/STL,PLT W/ZINC,>=1.5MM,<.25% CARBON KG	1,920,859	1,146,139
	BELGIUM.....	913,047	537,158
	CHINA,PEOPLE'S REP.(MAINLAND).....	59,321	66,587
	DOMINICAN REPUBLIC.....	285,885	155,953
	ECUADOR.....	118,642	74,475
	HONDURAS.....	40,824	18,146
	MEXICO.....	175,782	105,445
	VENEZUELA.....	327,348	188,377
7217206000	OTH WIRE IRON/NONALLOY STL,ZINC PLATED,<0.25%CARBN KG	10,453	5,799
	VENEZUELA.....	10,453	5,799
7217207500	OTH WIRE IRON/NALY STEEL,ZINC PLATED,>=0.25% CARBN KG	299,670	171,717
	CHINA,PEOPLE'S REP.(MAINLAND).....	12,171	8,747
	DOMINICAN REPUBLIC.....	175,671	97,528
	MEXICO.....	85,393	48,308
	VENEZUELA.....	26,435	17,134
7217301530	FLAT WIRE,IRON/STL,PLT BASE MTL EX ZIN,>=.6%CARBON KG	693,267	315,057
	HONDURAS.....	693,267	315,057
7217303000	RND WIRE,IRN/STL PLT BSE MTL, >=1.5MM,<.25%CARBON KG	40,824	18,146
	HONDURAS.....	40,824	18,146
7217304540	RND WIRE IRON/STL PLT BSE MTL,>=1<1.5MM,<.25% CARB KG	62,516	34,973
	VENEZUELA.....	62,516	34,973
7217901000	WIRE IRON OR NONALLOY STEEL, COATED WITH PLASTICS KG	246,253	184,429
	BELGIUM.....	246,253	184,429
7217905030	WIRE IRON/NALY STEEL,PLT/COATED,<0.25% CARB,NESOI KG	20,042	11,479
	CHILE.....	20,042	11,479
7218990090	SEMIFINISHED PRODUCTS OF STAINLESS STEEL, NESOI KG	1,958	6,975
	CHINA (TAIWAN).....	1,958	6,975
7219240060	FR SS 600 LS THIN 1370MM W HR NT CLD UNDR 3MM TH KG	230,741	398,811
	CANADA.....	173,891	306,175
	UNITED KINGDOM OF GT BRITAIN.....	56,850	92,636
7219330020	FR SS CLS 1370 AO W CR OV 1-UN 3MM THCK OV 0.5% NK KG	19,296	22,654
	SWITZERLAND.....	19,296	22,654
7219330044	OTHR SS FR 600-UN 1370MM W CR 1-UN 3MM THCK COILS KG	60,299	95,714
	UNITED KINGDOM OF GT BRITAIN.....	60,299	95,714

TABLE 2 - IMPORTS INTO PUERTO RICO FROM FOREIGN COUNTRIES
BY COMMODITY AND COUNTRY OF ORIGIN-FISCAL YEAR 1999

COMM-CODE	COMMODITY, COUNTRY AND UNIT OF QUANTITY	QUANTITY	VALUE-\$
7220209030	FR SS UN 300MM W CR NOV 0.25 TH, OV.5-UN 24% N NES	KG	5,225
	GERMANY.....	5,225	151,923
7220209060	FR STLSS STL UN 300MM W CR NOV 0.25MM THCK, NESOI	KG	2,749
	GERMANY.....	2,749	78,021
7222200045	OTH SS BAR/ROD C-FRM O FIN MAX CS LS THN 18MM, OTH	KG	248
	SPAIN.....	248	10,954
7222300000	OTHER BARS AND RODS STAINLESS STEEL, NESOI	KG	1,464
	UNITED KINGDOM OF GT BRITAIN.....	1,464	25,239
7222406000	ANGS SHPS SECS STAINLESS STEEL, NESOI	KG	1,025
	CHINA (TAIWAN).....	1,025	2,496
7223001060	WIRE STAINLESS STEEL ROUND 1.52-UNDER 5.1MM DIAM	KG	13,887
	FRANCE.....	13,887	76,297
7225403060	FR OTH AL STL, WTH 800MM AOV, HR, NCL, OV 4.75MM THICK	KG	226,896
	BELGIUM.....	226,896	150,520
7225990090	FR ALLOY STEEL NT STAINL 600MM OR MORE WIDE NESOI	KG	59,843
	BELGIUM.....	59,843	115,107
7226927005	FR OTH HI-NI AL ST, UN 300M W, CR, NT OV 0.25MM THICK	KG	29,307
	GERMANY.....	29,307	794,990
7226927050	FR OTH AL STL, UN 300M WIDE, CR, THKNS NT OV .25MM	KG	3,026
	GERMANY.....	3,026	8,109
7228703060	ANGS ALLY STL NT SS HR NT DR/PN/OADV MX CS UN 76MM	KG	38,681
	CHINA (TAIWAN).....	37,902	26,882
	DOMINICAN REPUBLIC.....	779	24,834
7228706000	ANGLS SHPS SEC AS NT SS OTH THN HOT-ROLLD	KG	3,554
	CHINA (TAIWAN).....	3,554	2,048
7229909000	OTHER WIRE, NESOI OF OTHER ALLOY STEEL	KG	21,883
	DOMINICAN REPUBLIC.....	16,234	3,370
	VENEZUELA.....	5,649	3,370
	ARTICLES OF IRON OR STEEL..... TOTAL		51,809,997
7301100000	SHEET PILING OF IRON OR STEEL	KG	2,842,142
	LUXEMBOURG.....	2,149,078	1,689,074
	UNITED KINGDOM OF GT BRITAIN.....	693,064	1,391,928
7301201000	ANGLES, SHAPES, SECTIONS, WELDED, IRON/NONALLOY STEEL	KG	941,288
	CANADA.....	12,038	297,148
	GERMANY.....	929,250	1,652,737
7302101015	RAILS, NEW, IRON/STEEL, NOT HEAT-TREATED > 30KG/M, NESOI	KG	2,858
	CANADA.....	2,858	35,013
7302105020	RAILS OF ALLOY STEEL, NEW	KG	16,718
	LUXEMBOURG.....	16,718	16,148
7303000030	SOIL PIPE OF CAST IRON	KG	7,057
	MEXICO.....	7,057	16,136
7303000090	TUBES, PIPES AND HOLLOW PROFILES, CAST IRON, NESOI	KG	2,023
	MEXICO.....	2,023	4,230
7304101020	LINE PIPE, SEAMLESS, OIL/GAS, IRON/STEEL, DIAM <= 114.3MM	KG	85
	CANADA.....	58	7,807
	UNITED KINGDOM OF GT BRITAIN.....	27	3,375
7304101080	LINEPIPE FOR OIL/GAS, IRN/NAL STL, DIAM OV 406.4MM	KG	89,211
	FRANCE.....	89,211	4,432
7304105080	LINE PIPE, SEAMLESS, OIL/GAS, STEEL, DIAM > 406.4MM	KG	141,509
	BRAZIL.....	141,509	61,973
7304216030	DRILL PIPE, SEAMLESS, STL, DIAM <= 168.3MM, THICK <= 9.5MM	KG	244
	SWEDEN.....	244	95,742
7304316050	TUBES, PIPE, HOLLO PROFIL, SMLS, IRN/STL, CIR SEC, NESOI	KG	84,335
	FRANCE.....	84,277	109,964
	GERMANY.....	58	107,185
7304390016	TUBE, PIPE, PROFIL, SMLS, IRN/STL, GALVANIZED, <= 114.3MM	KG	1,524
	MEXICO.....	1,524	2,779
7304390024	TUBE, PIPE, SMLS, IRN/STL, NESOI, 38.1 <= 114.3 WAL <= 6.4MM	KG	1,974
	VENEZUELA.....	1,974	3,239
7305121030	LNPIPE IRON/STL LONGTD WELD, > 406.4MM <= 609.6MM DIAM	KG	28,680
	MEXICO.....	28,680	2,480
7306305025	OTH TUBES ETC NES WLD CIRC OD NO 114.3, GAL W CPLG	KG	2,117,978
	CHINA, PEOPLE'S REP. (MAINLAND).....	772,464	14,893
	JAPAN.....	18,859	1,331,968
	MEXICO.....	722,886	419,495
	REP. OF SOUTH AFRICA.....	23,022	26,209
	REPUBLIC OF KOREA.....	96,448	564,684
	THAILAND.....	483,499	8,898
			37,489
			275,191

TABLE 2 - IMPORTS INTO PUERTO RICO FROM FOREIGN COUNTRIES
BY COMMODITY AND COUNTRY OF ORIGIN-FISCAL YEAR 1999

COMM-CODE	COMMODITY, COUNTRY AND UNIT OF QUANTITY	QUANTITY	VALUE-\$
7306305032	OTH PIPES ETC WLD CIR GLV WO CPLG O LNG ETC KG	1,654,974	692,983
	CHINA, PEOPLE'S REP. (MAINLAND).....	418,555	216,587
	PAKISTAN.....	617,611	190,052
	REP. OF SOUTH AFRICA.....	38,098	13,952
	REPUBLIC OF KOREA.....	146,650	70,240
	THAILAND.....	436,060	202,172
7306305040	OTH TUBES ETC NES OD NO 114.3MM NGAL IMP W COUPLNG KG	99,910	39,154
	CHINA, PEOPLE'S REP. (MAINLAND).....	34,232	14,730
	REPUBLIC OF KOREA.....	10,374	5,187
	THAILAND.....	55,304	19,237
7306305055	OTH TUBES ETC IOS NONAL WLD NO 114.3 OD CCS NGL NS KG	293,783	97,314
	CHINA, PEOPLE'S REP. (MAINLAND).....	35,228	14,085
	THAILAND.....	258,555	83,229
7306305085	PIPES ETC IOS CRC GV WL 1.65MM AO TH OD 114-406MM KG	956,684	411,918
	REP. OF SOUTH AFRICA.....	363,847	182,127
	REPUBLIC OF KOREA.....	510,946	194,216
	THAILAND.....	81,891	35,575
7306305090	PIPES ETC IR/ST NGL WL THKNS 1.65MM AO OD 114-406 KG	368,615	142,571
	REPUBLIC OF KOREA.....	181,683	83,008
	THAILAND.....	184,952	59,563
7306601000	OTH TUBES ETC NES WLD NONCIRC CS WLS OV4MM IR/NALS KG	2,434,522	1,010,852
	FRANCE.....	21,060	10,261
	JAPAN.....	453,978	163,022
	MEXICO.....	42,379	21,589
	REP. OF SOUTH AFRICA.....	237,040	92,777
	REPUBLIC OF KOREA.....	1,680,045	723,193
7306605000	OTH TUBES ETC NES WLD NONCIRC WLS LT4MM IR/NAL STL KG	3,209,407	1,610,602
	JAPAN.....	1,345,359	678,600
	MEXICO.....	90,553	49,014
	REPUBLIC OF KOREA.....	1,361,678	743,570
	TURKEY.....	411,817	139,118
7306901000	OTH TUBES ETC, NESOI, OF IRON OR NONALLOY STEEL KG	895	2,525
	MEXICO.....	895	2,525
7306905000	OTH TUBES ETC, NESOI, OF ALLOY STEEL KG	662	16,888
	GERMANY.....	662	16,888
7307110030	FITTINGS, NONMALBLE CAST IRON FOR THREADED PIPE KG	6,944	9,766
	CHINA, PEOPLE'S REP. (MAINLAND).....	6,944	9,766
7307193040	DUCTILE FITTINGS, GROOVED-END OF IRON/STEEL, CAST KG	30,060	45,740
	COLOMBIA.....	30,060	45,740
7307193080	DUCTILE FITTINGS, OTHER, OF IRON OR STEEL, CAST KG	8,090	16,681
	CHINA, PEOPLE'S REP. (MAINLAND).....	2,896	6,564
	MEXICO.....	4,829	7,858
	UNITED KINGDOM OF GT BRITAIN.....	365	2,259
7307199030	UNIONS, PIPE, OF IRON OR STEEL, CAST KG	3,394	7,058
	CHINA, PEOPLE'S REP. (MAINLAND).....	1,060	2,316
	MEXICO.....	2,334	4,742
7307199060	TUBE/PIPE FITTINGS, THREADED, IRON OR STEEL, CAST KG	4,341	51,884
	SPAIN.....	4,341	51,884
7307199080	OTH TUBE/PIPE FITTINGS, IRON OR STEEL, CAST, NESOI KG	14,083	28,597
	CHINA, PEOPLE'S REP. (MAINLAND).....	10,087	15,448
	VENEZUELA.....	3,996	11,149
7307221000	STAINLESS STEEL SLEEVES (PIPE COUPLINGS) KG	1,931	8,819
	CHINA (TAIWAN).....	950	3,190
	NETHERLANDS.....	981	5,629
7307290030	NIPPLES, PIPE AND TUBE, OF STAINLESS STEEL KG	1,350	4,434
	MEXICO.....	1,350	4,434
7307290090	OTH TUBE AND PIPE FITTINGS, STAINLESS STEEL, NESOI KG	8,537	14,508
	INDIA.....	8,537	14,508
7307915010	FLANGES, IR/NALY STL NESOI W INSD DIAM LSTH 360MM KG	52,090	40,219
	CHINA, PEOPLE'S REP. (MAINLAND).....	52,090	40,219
7307923010	SLEEVES (PIPE COUPLINGS) OF IRON OR NONALLOY STEEL KG	7,774	25,596
	FRANCE.....	7,774	25,596
7307923030	SLEEVES (PIPE COUPLINGS), ALLOY STEEL EXC STAINLES KG	953	3,007
	CHINA (TAIWAN).....	953	3,007
7307929000	THREADED ELBOWS AND BENDS OF IOS (EXC SS CSTIR) KG	3,606	19,471
	CHINA (TAIWAN).....	2,628	14,227
	CHINA, PEOPLE'S REP. (MAINLAND).....	1,120	2,444
	GERMANY.....	58	2,800
7307933000	BUTT WELDING FITTINGS IR/NAL STL INS DIAM LT 360MM KG	46,551	59,357
	CHINA, PEOPLE'S REP. (MAINLAND).....	14,432	20,133

TABLE 2 - IMPORTS INTO PUERTO RICO FROM FOREIGN COUNTRIES
BY COMMODITY AND COUNTRY OF ORIGIN-FISCAL YEAR 1999

COMM-CODE	COMMODITY, COUNTRY AND UNIT OF QUANTITY	QUANTITY	VALUE-\$
	THAILAND.....	32,119	39,224
7307939030	BUTT WELDING FITTINGS IR/NAL STL INS DIAM 360MM OM KG	7,559	9,047
	THAILAND.....	7,559	9,047
7307991000	OTHER PIPE FITTINGS NES IR/NAL STL NT MACHND ETC KG	15,183	25,360
	CHINA, PEOPLE'S REP. (MAINLAND).....	15,071	20,886
	GERMANY.....	92	4,474
7307995015	NIPPLES, PIPE AND TUBE I/NAL STEEL MACH, TLD, PROC KG	16,787	36,958
	CHINA, PEOPLE'S REP. (MAINLAND).....	4,030	6,942
	MEXICO.....	12,040	23,851
	VENEZUELA.....	717	6,183
7307995045	OTH TUBE/PIPE FITT NESOI I/NAL STL MACH, TLD, PROC KG	11,100	43,020
	CHINA, PEOPLE'S REP. (MAINLAND).....	9,673	14,724
	FRANCE.....	1,427	28,296
7307995060	OTH PIPE FITTINGS NES AL ST EX STNLS MACHND TLD ET KG	1,912	11,633
	CHINA, PEOPLE'S REP. (MAINLAND).....	901	9,390
	THAILAND.....	1,011	2,243
7308100000	BRIDGES AND BRIDGE SECTIONS OF IRON OR STEEL KG	468,258	1,247,331
	CANADA.....	17,132	101,840
	ITALY.....	25,200	131,428
	MEXICO.....	49,179	252,988
	SPAIN.....	157,498	333,087
	UNITED KINGDOM OF GT BRITAIN.....	219,249	427,988
7308200000	TOWERS AND LATTICE MASTS OF IRON OR STEEL KG	3,638	10,588
	CANADA.....	3,638	10,588
7308301000	DOORS, WINDOWS AND FRAMES, AND THRSHLD'S STNLS STL KG	432,698	768,311
	CANADA.....	185	4,710
	CHINA, PEOPLE'S REP. (MAINLAND).....	5,705	22,926
	ITALY.....	168	2,476
	MEXICO.....	426,640	738,199
7308305015	WINDOWS AND THEIR FRAMES, IRON OR STEEL NOT STNLS KG	2,572	101,583
	MEXICO.....	955	6,190
	UNITED KINGDOM OF GT BRITAIN.....	1,617	95,393
7308305050	DOORS OF IRON OR STEEL NOT STAINLESS KG	52,096	57,340
	CHINA, PEOPLE'S REP. (MAINLAND).....	23,545	21,788
	DOMINICAN REPUBLIC.....	3,086	7,512
	ITALY.....	20,997	12,700
	SPAIN.....	4,468	15,340
7308400000	SCAFFLDNG SHUTTRNG PRPPNG O PIT-PROPPNG EQUIP, IOS KG	689,062	913,117
	BELGIUM.....	79,320	114,837
	CANADA.....	11,336	66,465
	CHINA (TAIWAN).....	46,167	46,862
	CHINA, PEOPLE'S REP. (MAINLAND).....	35,571	32,104
	FRANCE.....	135	10,170
	ITALY.....	202,862	144,076
	MEXICO.....	9,805	91,933
	NETHERLANDS.....	19,171	34,129
	SPAIN.....	272,796	336,608
	UNITED KINGDOM OF GT BRITAIN.....	11,899	35,933
7308903000	COLUMNS PILLARS POSTS BEAMS GIRDERS ETC IR/NAL ST KG	83,096	210,068
	CANADA.....	27,401	72,650
	ITALY.....	31,500	25,600
	MEXICO.....	19,152	105,598
	VENEZUELA.....	5,045	6,220
7308906000	COLUMNS PILLARS POSTS BEAMS GIRDERS ETC NESOI KG	1,587,898	2,704,913
	CANADA.....	35,172	152,098
	ITALY.....	281,399	540,193
	MEXICO.....	296,832	437,595
	REPUBLIC OF KOREA.....	164,886	42,720
	SPAIN.....	754,020	1,484,299
	SWITZERLAND.....	33,689	48,008
7308907000	STEEL GRATING KG	168,261	123,157
	VENEZUELA.....	168,261	123,157
7308909530	SHEET-METAL ROOFNG SIDING FLRNG ETC, IRON OR STEL KG	452,041	779,455
	AUSTRIA.....	83,700	243,100
	MEXICO.....	18,609	28,924
	PORTUGAL.....	344,507	491,502
	SPAIN.....	5,225	15,929
7308909580	ARCHITECTURAL AND ORNAMENTAL WORK, IRON OR STEEL KG	302	2,558
	DOMINICAN REPUBLIC.....	302	2,558
7308909590	STRUCTURES AND PARTS ETC NESOI IRON OR STEEL KG	740,792	1,210,022

TABLE 2 - IMPORTS INTO PUERTO RICO FROM FOREIGN COUNTRIES
BY COMMODITY AND COUNTRY OF ORIGIN-FISCAL YEAR 1999

COMM-CODE	COMMODITY, COUNTRY AND UNIT OF QUANTITY	QUANTITY	VALUE-\$
	AUSTRIA.....	215	3,065
	CANADA.....	214,037	548,969
	CHINA (TAIWAN).....	2,427	15,725
	CHINA, PEOPLE'S REP. (MAINLAND).....	144,067	101,722
	DOMINICAN REPUBLIC.....	1,089	7,110
	FRANCE.....	1,261	9,285
	ITALY.....	301,348	418,211
	MEXICO.....	23,132	25,089
	REPUBLIC OF KOREA.....	275	9,760
	SPAIN.....	3,952	14,492
	SWITZERLAND.....	37,733	44,456
	VENEZUELA.....	11,256	14,138
7309000030	TANKS, IOS CAP OV 300L NT INS NT MCH THRM. NF GAS NO	89	1,287,374
	COSTA RICA.....	2	3,850
	DOMINICAN REPUBLIC.....	65	143,441
	MEXICO.....	1	11,281
	NETHERLANDS.....	6	13,800
	REPUBLIC OF KOREA.....	1	4,210
	UNITED KINGDOM OF GT BRITAIN.....	14	1,110,782
7309000080	RESVRS VTS A SIM CNTNRS IOS CAP OV 300L NF GASES NO	80	499,294
	UNITED KINGDOM OF GT BRITAIN.....	80	499,294
7310100010	EMPTY STL DRMS A BBL CAP OVR 50L, UND 300 LTRS NO	34,250	787,288
	BRAZIL.....	24,011	561,155
	COSTA RICA.....	1,000	3,787
	GERMANY.....	482	34,239
	JAMAICA.....	7,200	161,710
	SWITZERLAND.....	1,557	26,397
7310100050	TANKS CASKS CANS BOXES ETC NES IR/ST CAPAC 50-300L X		123,861
	CHINA (TAIWAN).....		66,492
	GERMANY.....		23,415
	MEXICO.....		6,200
	SPAIN.....		5,989
	TRINIDAD & TOBAGO.....		10,674
	UNITED KINGDOM OF GT BRITAIN.....		11,091
7310210050	CANS, SOLDRD/CRMPD CLSR, IOS, CIR CS, UN 50 LTR, NESOI NO	36,985,139	2,542,143
	BELGIUM.....	188,125	314,471
	BRAZIL.....	202	19,778
	DOMINICAN REPUBLIC.....	36,796,812	2,207,894
7310290025	OTHR CONTNERS IOS, CIR CS, 11.4-26.6 LTRS, NESOI NO	22,659	11,513
	EL SALVADOR.....	22,659	11,513
7310290050	OTH TNKS CSKS DRMS CNS BXS ETC IOS NESOI UN 50 LTR NO	923,035	465,285
	CHINA, PEOPLE'S REP. (MAINLAND).....	21,456	10,162
	ITALY.....	2,009	30,714
	MEXICO.....	250	3,025
	UNITED KINGDOM OF GT BRITAIN.....	751,024	341,728
	VENEZUELA.....	148,296	79,658
7311000090	IRON OR STEEL PRESSURE CONTAINERS NESOI NO	15,340	377,560
	DOMINICAN REPUBLIC.....	18	22,500
	MEXICO.....	4,787	123,443
	VENEZUELA.....	10,525	231,617
7312100500	STRANDED WIRE, STNLS STL, FIT W FITNGS OR IN ARTC KG	17,924	15,366
	CANADA.....	17,924	15,366
7312101070	STRANDED WIRE OF STAINLESS STEEL, NESOI KG	3,397	7,077
	REPUBLIC OF KOREA.....	3,397	7,077
7312103012	STRND WR FR PRSTRNG CONCRTE, IOS NT STNLSS, NESOI KG	1,380,227	721,313
	BRAZIL.....	1,380,227	721,313
7312103070	STRND WR GLVNZED IOS, CVRD W TXTL O NONMTLC MTRL KG	64,041	55,179
	CANADA.....	57,184	45,466
	REPUBLIC OF KOREA.....	8,877	9,713
7312103074	STRANDED WIRE OF GALVANIZED IRON OR STEEL, NESOI KG	9,368	16,456
	CHINA (TAIWAN).....	4,154	9,748
	REPUBLIC OF KOREA.....	5,214	6,708
7312103080	OTHER STRANDED WIRE OF IRON OR STEEL, NESOI KG	165,457	212,442
	CHINA (TAIWAN).....	9,680	18,188
	CHINA, PEOPLE'S REP. (MAINLAND).....	35,226	50,922
	COLOMBIA.....	30,925	61,013
	REPUBLIC OF KOREA.....	87,714	74,216
	UNITED KINGDOM OF GT BRITAIN.....	1,912	8,093
7312106060	ROPE, CABLE, ETC; EXC STRND WIRE; STNLS STL; DIA >9.5mm KG	34,420	26,988
	COLOMBIA.....	16,420	15,587

TABLE 2 - IMPORTS INTO PUERTO RICO FROM FOREIGN COUNTRIES
BY COMMODITY AND COUNTRY OF ORIGIN-FISCAL YEAR 1999

COMM-CODE	COMMODITY, COUNTRY AND UNIT OF QUANTITY	QUANTITY	VALUE-\$
	DOMINICAN REPUBLIC.....	132,318	69,480
	GERMANY.....	1,842	3,822
	ITALY.....	2,743	11,639
	REPUBLIC OF KOREA.....	92,906	83,515
	VENEZUELA.....	26,633	13,281
7317006530	IRON/STL NAILS;1-PIECE CNTRCTN;NOT ROUND WIRE; CUT KG	81,232	122,389
	ITALY.....	4,635	21,552
	REPUBLIC OF KOREA.....	78,597	100,837
7317006560	IRON/STL NAILS;1-PC CNSTCTN;NOT ROUND WIRE;NOT CUT KG	352,655	300,186
	CHINA,PEOPLE'S REP.(MAINLAND).....	79,798	77,328
	COLOMBIA.....	92,343	80,444
	DOMINICAN REPUBLIC.....	16,286	7,443
	ITALY.....	1,665	10,181
	MEXICO.....	142,033	83,931
	SPAIN.....	917	28,527
	VENEZUELA.....	19,613	12,352
7317007500	IRON/STL NAILS;EXCL COPPER HEADS;2 OR MORE PIECES KG	574,732	446,494
	CHINA (TAIWAN).....	79,100	70,952
	CHINA,PEOPLE'S REP.(MAINLAND).....	424,569	317,565
	COLOMBIA.....	19,612	7,532
	MEXICO.....	51,451	50,445
7318120000	OTHER WOOD SCREWS OF IRON/STEEL;THREADED;NOT COACH KG	2,429	7,386
	CHINA (TAIWAN).....	1,894	5,371
	CHINA,PEOPLE'S REP.(MAINLAND).....	535	2,015
7318130060	SCREW HOOKS AND RINGS IOS THREAD DIAM 6MM OR MORE KG	5,902	14,203
	CHINA (TAIWAN).....	295	2,164
	CHINA,PEOPLE'S REP.(MAINLAND).....	5,607	12,039
7318141030	SELF-TAP SCREW;STNLS STEEL;SHANK/THREAD DIAM <6mm KG	9,705	21,170
	CHINA (TAIWAN).....	9,705	21,170
7318141060	SELF-TAP SCREW;IRON/STL OTH;SHANK/THREAD DIAM <6mm KG	28,007	47,951
	CHINA (TAIWAN).....	25,457	42,733
	MEXICO.....	2,550	5,218
7318145000	SELF-TAPPING SCREWS IRN/STL THREAD DIAM 6MM OR MOR KG	64,023	132,112
	CHINA (TAIWAN).....	64,023	132,112
7318152030	STRUCTURAL BOLTS, IRON/STEEL, THREAD DIAM 6MM OM KG	7,417	11,436
	CANADA.....	7,417	11,436
7318152060	BOLTS W HEXAGONL HEADS, IR/STL, THRDS 6MM OM NESOI KG	52,674	84,250
	CANADA.....	49,378	76,094
	CHINA (TAIWAN).....	3,190	5,460
	CHINA,PEOPLE'S REP.(MAINLAND).....	106	2,696
7318152090	BOLTS AND BLTS W NUTS/WSHRS IR/ST THRDS 6MM OM NE KG	104,948	228,988
	AUSTRALIAN ISLANDS.....	10,466	20,849
	BELGIUM.....	26	3,800
	CANADA.....	48,490	69,569
	CHINA (TAIWAN).....	14,924	45,884
	CHINA,PEOPLE'S REP.(MAINLAND).....	8,729	8,830
	DENMARK.....	68	2,100
	GERMANY.....	104	5,025
	HONG KONG.....	337	2,864
	MEXICO.....	23,152	28,330
	REPUBLIC OF KOREA.....	228	2,317
	SWEDEN.....	424	39,420
7318154000	MACHINE SCREWS, IOS, LENGTH 9.5MM OM DIAM 3.2MM OM KG	34,058	84,444
	CHINA (TAIWAN).....	29,620	67,851
	CHINA,PEOPLE'S REP.(MAINLAND).....	2,612	14,172
	ITALY.....	1,626	2,421
7318155030	STUDS OF STAINLESS STEEL, THREADED KG	459	8,405
	MEXICO.....	459	8,405
7318155060	OTHER STUDS OF IRON OR STEEL, THREADED KG	3,935,745	892,396
	CHINA,PEOPLE'S REP.(MAINLAND).....	3,360	3,395
	VENEZUELA.....	3,932,385	889,001
7318156030	SCREWS NESOI; STNLS STEEL; SHANK/THREAD DIAM <6mm KG	6,116	12,569
	CHINA (TAIWAN).....	6,116	12,569
7318156060	SCREWS NESOI; IRON/STEEL; SHANK/THREAD DIAM <6mm KG	12,263	29,318
	BRAZIL.....	6,658	13,380
	CHINA (TAIWAN).....	3,269	13,589
	CHINA,PEOPLE'S REP.(MAINLAND).....	2,336	2,349
7318158065	SCREW IRON/STL HEXAGONL HEADS THRD DIAM >= 6MM NES KG	51,521	91,899
	CANADA.....	37,178	67,666
	CHINA (TAIWAN).....	14,343	24,233

TABLE 2 - IMPORTS INTO PUERTO RICO FROM FOREIGN COUNTRIES
BY COMMODITY AND COUNTRY OF ORIGIN-FISCAL YEAR 1999

COMMA-CODE	COMMODITY, COUNTRY AND UNIT OF QUANTITY	QUANTITY	VALUE-\$
7318158080	OTH SCREWS, IRN/STL, W THREAD DIAM 6MM OR MR NESOI KG	24,819	85,082
	BRAZIL.....	4,743	4,985
	CANADA.....	8,485	7,823
	CHILE.....	90	2,208
	CHINA (TAIWAN).....	2,027	10,371
	CHINA, PEOPLE'S REP. (MAINLAND).....	1,403	5,083
	CZECH REPUBLIC.....	35	5,415
	GERMANY.....	238	6,041
	INDIA.....	876	8,342
	ITALY.....	5,753	14,341
	SWITZERLAND.....	74	6,535
	UNITED KINGDOM OF GT BRITAIN.....	82	9,919
	VENEZUELA.....	823	2,029
7318160030	LOCKING LUGNUTS OF IRON OR STEEL KG	9,316	27,550
	CHINA (TAIWAN).....	9,316	27,550
7318160045	LUGNUTS OF IRON OR STEEL, NESOI KG	12,637	23,293
	CHINA (TAIWAN).....	5,187	15,153
	MEXICO.....	7,450	8,140
7318160080	OTHER THREADED NUTS OF STAINLESS STEEL KG	5,179	18,348
	CANADA.....	2,111	4,481
	CHINA (TAIWAN).....	2,953	11,667
	JAPAN.....	115	2,200
7318160085	OTHER THREADED NUTS OF IRON OR STEEL, NESOI KG	66,671	166,785
	BRAZIL.....	34,020	36,100
	CANADA.....	4,114	4,981
	CHINA (TAIWAN).....	22,296	94,911
	CHINA, PEOPLE'S REP. (MAINLAND).....	3,528	6,940
	GERMANY.....	103	4,944
	JAPAN.....	199	4,243
	MEXICO.....	2,247	11,113
	REPUBLIC OF KOREA.....	164	3,553
7318190000	THREADED ARTICLES OF IRON OR STEEL, NESOI KG	90,656	149,313
	CHINA (TAIWAN).....	23,006	93,044
	CHINA, PEOPLE'S REP. (MAINLAND).....	38,762	28,441
	MEXICO.....	26,888	27,828
7318210030	HELICAL SPRING LOCK WASHERS OF IRON OR STEEL KG	1,626	2,421
	ITALY.....	1,626	2,421
7318210090	SPRING WASHERS AND OTH LOCK WASHERS, IOS, NESOI KG	10,080	29,488
	ITALY.....	10,080	29,488
7318220000	WASHERS OTHER THAN LOCK WASHERS, IRON OR STEEL KG	168,783	156,060
	AUSTRIA.....	257	3,645
	BRAZIL.....	150,712	120,000
	CHINA (TAIWAN).....	424	12,147
	CHINA, PEOPLE'S REP. (MAINLAND).....	10,300	8,037
	GERMANY.....	7,080	12,231
7318230000	RIVETS OF IRON OR STEEL KG	83,870	463,550
	CHINA (TAIWAN).....	15,191	28,147
	REPUBLIC OF KOREA.....	68,644	432,574
	UNITED KINGDOM OF GT BRITAIN.....	35	2,829
7318290000	OTH NON-THREADED ARTICLES (FASTNRS) IRN/STL NESOI KG	15,634	53,445
	CHINA (TAIWAN).....	14,142	33,838
	FRANCE.....	151	11,253
	HONG KONG.....	841	2,580
	SPAIN.....	500	5,774
7319100000	SEWING, DARNING OR EMBROIDERY NEEDLES, IRON OR STL THS	1,184	39,107
	CHINA (TAIWAN).....	1	2,704
	CHINA, PEOPLE'S REP. (MAINLAND).....	138	19,628
	JAPAN.....	1,045	16,775
7319301000	DRESSMAKERS' OR COMMON PINS, IRON OR STEEL KG	2,896	18,365
	CHINA, PEOPLE'S REP. (MAINLAND).....	2,721	14,876
	MEXICO.....	175	3,489
7319305050	PINS OF IRON OR STEEL, NESOI KG	985	6,538
	CHINA (TAIWAN).....	733	2,844
	MEXICO.....	252	3,694
7319900000	KNITTING NEEDLES AND SIMILAR ARTICLES, IRN/STL NES X		16,551
	CHINA (TAIWAN).....		3,233
	CHINA, PEOPLE'S REP. (MAINLAND).....		3,888
	MEXICO.....		9,430
7320106060	LEAF SPRINGS, VEH SUSP, OTHER, OF IRON OR STEEL KG	2,640	26,776
	NETHERLANDS.....	2,640	26,776

TABLE 2 - IMPORTS INTO PUERTO RICO FROM FOREIGN COUNTRIES
BY COMMODITY AND COUNTRY OF ORIGIN-FISCAL YEAR 1999

COMM-CODE	COMMODITY, COUNTRY AND UNIT OF QUANTITY	QUANTITY	VALUE-\$
7320201000	HELICAL SPRINGS SUITBLE FR MOTOR-VEHCL SUSP IR/STL NETHERLANDS.....	KG 1,026	12,668 12,668
7320905010	OTHER SPRINGS OF IOS WIRE FOR USE IN HEADING 9404 DOMINICAN REPUBLIC.....	KG 390,218	325,501 281,984
	REP. OF SOUTH AFRICA.....	41,321	44,517
7320905060	SPRINGS OF IRON OR STEEL, OTHER THAN OF WIRE NESOI BRAZIL.....	KG 2,821	53,283 2,147
	ITALY.....	78	5,517
	JAPAN.....	2,496	42,089
	UNITED KINGDOM OF GT BRITAIN.....	29	3,500
7321111030	PORTBL STOVES & RANGES, GAS OR GAS AND OTHER FUELS BRAZIL.....	NO 64,560	525,319 1,700
	CHINA (TAIWAN).....	960	67,228
	CHINA,PEOPLE'S REP.(MAINLAND).....	54,999	9,800
	COLOMBIA.....	4,910	265,240
	COSTA RICA.....	1,162	61,457
	HONG KONG.....	629	99,882
	MEXICO.....	200	19,292
7321111060	OTHR PRIBL CKNG APPLNCS/PLTE WMRS GAS O GAS & OTHR CHINA,PEOPLE'S REP.(MAINLAND).....	NO 18,828	231,676 3,092
	COLOMBIA.....	917	22,518
	MEXICO.....	14,819	26,082
7321113000	NONPORTBL COOKNG STOVES OR RANGES IOS FOR GAS BRAZIL.....	NO 65,187	5,401,283 29,076
	CHINA (TAIWAN).....	252	1,918,337
	COLOMBIA.....	1,160	2,470
	COSTA RICA.....	5,563	15,052
	HONG KONG.....	5,940	682,660
	MEXICO.....	16,940	24,648
	TURKEY.....	254	2,062,235
	VENEZUELA.....	6,002	21,082
7321116000	NNPRIBL COOKNG APPLNCS A PLTE WMRS NESOI IOS GAS BRAZIL.....	NO 513	694,799 34,958
7321130020	HIBACHIS OF IRON OR STEEL (FOR SOLID FUEL) PORTBLE CHINA (TAIWAN).....	NO 5,230	49,091 3,680
	CHINA,PEOPLE'S REP.(MAINLAND).....	1,550	38,172
7321130040	OTH PORTBL COOKNG APPLNCS, IRN/STL FOR SOLID FUEL CHINA (TAIWAN).....	NO 11,624	70,057 1,800
	CHINA,PEOPLE'S REP.(MAINLAND).....	9,824	8,730
7321130060	COOKNG APPLNCS, CST IRN, NON-PORT, FOR SOLID FUEL MEXICO.....	NO 3	61,327 2,040
7321130080	COOKNG APPLNCS, NON-PORT, FR SOLID FUEL, NCST IOS CHINA,PEOPLE'S REP.(MAINLAND).....	NO 150	2,040 3,017
7321811000	OTH PORT DOMESTC APPL, IOS NESOI FOR GAS FUEL CHINA,PEOPLE'S REP.(MAINLAND).....	NO 5,092	56,613 2,400
	COLOMBIA.....	2,412	31,403
	MEXICO.....	280	3,490
7321815000	OTH NON-PORT DOMESTIC APPL IOS NESOI FOR GAS FUEL CHINA,PEOPLE'S REP.(MAINLAND).....	NO 2,690	7,863 1,100
	VENEZUELA.....	1,590	5,799
7321901000	COOKING CHAMBERS,ASSMBLD OR NOT,SUBHDG 7321.11.30 BRAZIL.....	X 39,362	2,064 22,500
	MEXICO.....		13,840
	VENEZUELA.....		3,022
7321905000	OTHER PARTS FOR ARTICLES IN SUBHEADING 7321.11.30 BRAZIL.....	X 173,404	12,085
	CHINA (TAIWAN).....		27,985
	CHINA,PEOPLE'S REP.(MAINLAND).....		22,087
	HONG KONG.....		21,160
	MEXICO.....		90,087
7321906030	PARTS OTHER CKNG APPL A PLT WRMRS IOS CHINA (TAIWAN).....	X 23,892	20,909
	MEXICO.....		2,983
7321906090	PARTS OTHR NONELCTRC CKNG APPLNCS, IRON OR STEEL CHINA (TAIWAN).....	X 107,773	21,458
	CHINA,PEOPLE'S REP.(MAINLAND).....		62,340
	MEXICO.....		23,975
7322190000	RADIATORS FOR CNTRL HTNG AND PARTS, IOS EXC CSTIRN BELGIUM.....	X 3,602	3,602
7323100000	IOS WOOL, SCOURING PADS, GLOVES ETC, IRON OR STEEL	KG 17,264	97,216

TABLE 2 - IMPORTS INTO PUERTO RICO FROM FOREIGN COUNTRIES
BY COMMODITY AND COUNTRY OF ORIGIN-FISCAL YEAR 1999

COMM-CODE	COMMODITY, COUNTRY AND UNIT OF QUANTITY	QUANTITY	VALUE-\$
	CANADA.....	566	2,160
	CHINA (TAIWAN).....	10,182	40,398
	CHINA, PEOPLE'S REP. (MAINLAND).....	4,827	26,344
	COLOMBIA.....	1,689	28,313
7323930030	COOKING WARE OF STAINLESS STEEL, AND PARTS THEREOF NO	172,232	663,114
	BRAZIL.....	9,491	110,189
	CHINA, PEOPLE'S REP. (MAINLAND).....	121,424	285,161
	COLOMBIA.....	4,808	10,067
	INDIA.....	10,818	29,228
	ITALY.....	22,280	132,837
	PORTUGAL.....	1,885	58,120
	SPAIN.....	1,726	37,534
7323930060	KITCHEN WARE OF STAINLESS STEEL, NESOI, AND PARTS NO	475,881	282,935
	BRAZIL.....	5,177	82,744
	CHINA, PEOPLE'S REP. (MAINLAND).....	382,364	174,779
	INDIA.....	2,880	7,482
	VENEZUELA.....	85,440	17,930
7323930080	HOUSEHOLD ARTICLES, STAINLESS STEEL, NESOI A PARTS NO	390,526	105,307
	CHINA (TAIWAN).....	64,044	27,848
	CHINA, PEOPLE'S REP. (MAINLAND).....	323,858	42,328
	DENMARK.....	68	2,250
	GERMANY.....	628	12,602
	ITALY.....	6	3,450
	PORTUGAL.....	359	10,345
	SPAIN.....	1,188	3,885
	SWEDEN.....	375	2,799
7323940020	COOKING WARE, ENAMLD STL, OTH THN STAINLS A PARTS NO	228,018	377,475
	BRAZIL.....	2,040	7,870
	CHINA (TAIWAN).....	30,480	29,686
	INDONESIA.....	11,148	47,044
	MEXICO.....	13,324	18,256
	PORTUGAL.....	3,312	40,052
	SPAIN.....	860	23,567
	THAILAND.....	166,856	211,000
7323940030	KITCHEN WR, NES, ENAMELED STEEL OTH THN STNLS, PRTS NO	189,728	50,030
	CHINA, PEOPLE'S REP. (MAINLAND).....	189,728	50,030
7323940040	COOKNG A KITCHN WR, ENAMLD IRON (NTCST) NES A PRTS NO	160	4,341
	SPAIN.....	160	4,341
7323940080	OTH HSHLD ARTIC NES ENAM IOS NTCST OR SS A PARTS NO	30,208	30,796
	CHINA, PEOPLE'S REP. (MAINLAND).....	23,488	29,713
	HONG KONG.....	6,720	2,083
7323991000	L HSHLD ART IOS (NCST/SS) A PTS CTD/PLTD SLVR X		18,991
	CHINA, PEOPLE'S REP. (MAINLAND).....		2,145
	GERMANY.....		6,352
	ITALY.....		3,184
	UNITED KINGDOM OF GT BRITAIN.....		7,310
7323995030	KITCHN O TABLWR FOR FOOD/DRNK CONTACT, OF TINPLATE X		4,800
	CHINA, PEOPLE'S REP. (MAINLAND).....		4,800
7323995060	TBL KITCHN OTH HSHLD ARTCLS NT FOOD/DRNK OF TINPLAT X		15,215
	CHINA (TAIWAN).....		3,214
	COSTA RICA.....		5,428
	PORTUGAL.....		3,128
	SPAIN.....		3,445
7323997000	COOKNG WR, IOS (NT CSTIR OR SS) NT ENAM NT PM NESI NO	40,566	102,909
	BRAZIL.....	7,212	26,914
	CHINA (TAIWAN).....	10,334	18,649
	CHINA, PEOPLE'S REP. (MAINLAND).....	2,500	10,880
	HONG KONG.....	17,436	29,709
	ITALY.....	3,084	16,767
7323999030	KITCHN O TBLWR FOOD/DRNK CNT CT NT COOKNGWR OF IOS X		13,023
	COLOMBIA.....		9,583
	GERMANY.....		3,440
7323999060	TABL, KITCHN O OTH HSHLD ARTC NOT COOKWR IOS NESOI X		589,988
	CHINA (TAIWAN).....		175,229
	CHINA, PEOPLE'S REP. (MAINLAND).....		322,142
	INDIA.....		7,668
	MEXICO.....		71,557
	VENEZUELA.....		13,392
7324100000	SINKS AND WASH BASINS OF STAINLESS STEEL NO	64,825	642,410
	BRAZIL.....	2,656	26,580

TABLE 2 - IMPORTS INTO PUERTO RICO FROM FOREIGN COUNTRIES
BY COMMODITY AND COUNTRY OF ORIGIN-FISCAL YEAR 1989

COMM-CODE	COMMODITY, COUNTRY AND UNIT OF QUANTITY	QUANTITY	VALUE-\$
	CHINA, PEOPLE'S REP. (MAINLAND).....	8,640	2,563
	DOMINICAN REPUBLIC.....	22,000	7,796
	PORTUGAL.....	28,315	532,267
	SPAIN.....	199	5,446
	VENEZUELA.....	3,015	67,778
7324215000	BATHS, CAST IRON, WHETHER OR NT ENAMLD NO	39,401	76,959
	CHINA (TAIWAN).....	23,412	6,679
	MEXICO.....	14,724	52,199
	PORTUGAL.....	1,285	19,181
7324290000	BATHS OF IRON OR STEEL, OTHER THAN CAST IRON NO	45,091	15,478
	CHINA (TAIWAN).....	44,940	12,707
	SPAIN.....	151	2,771
7324900000	OTHER SANITARY WARE, INCLUDING PARTS, IRN/ST NESOI X		432,443
	ARGENTINA.....		28,229
	CHINA (TAIWAN).....		182,012
	ITALY.....		2,153
	PORTUGAL.....		71,892
	SPAIN.....		148,157
7325100010	MANHOLE COVERS, RINGS A FRAMES, NONMALBL CAST IRON KG	667,440	293,461
	COLOMBIA.....	33,260	21,400
	DOMINICAN REPUBLIC.....	27,396	10,277
	INDIA.....	606,784	261,784
7325100050	OTH CAST ARTIC OF NONMALLEABLE CAST IRON, NESOI KG	132,502	46,176
	CHINA, PEOPLE'S REP. (MAINLAND).....	132,502	46,176
7325991000	OTHER CAST IRON ARTICLES NESOI KG	33,195	130,704
	CHINA, PEOPLE'S REP. (MAINLAND).....	20,119	21,698
	GERMANY.....	2,988	11,104
	ITALY.....	545	3,222
	PORTUGAL.....	822	5,475
	UNITED KINGDOM OF GT BRITAIN.....	8,721	89,205
7325995000	OTHER CAST ARTICLES OF STEEL KG	166,545	159,517
	CHINA (TAIWAN).....	985	6,252
	CHINA, PEOPLE'S REP. (MAINLAND).....	112,256	100,100
	INDIA.....	31,884	30,727
	MEXICO.....	21,420	22,438
7326110000	GRNDNG BLS A SIM ARTIC FR MILLS FRGD/STMPD OF IOS KG	63,000	73,473
	ITALY.....	63,000	73,473
7326190000	OTH ARTIC IOS FRGD OR STMPD, NT FURTH WRKD, NESOI KG	854,340	842,616
	BRAZIL.....	854,340	842,616
7326200050	OTHER ARTICLES OF IRON OR STEEL WIRE, NESOI X		544,326
	BRAZIL.....		30,415
	CHINA (TAIWAN).....		35,535
	CHINA, PEOPLE'S REP. (MAINLAND).....		194,551
	HONG KONG.....		6,309
	JAPAN.....		81,553
	MEXICO.....		70,490
	SPAIN.....		3,739
	VENEZUELA.....		121,734
7326901000	OTHER ARTICLES OF TINPLATE, NESOI (NOT HOUSEHOLD) X		181,832
	CHINA, PEOPLE'S REP. (MAINLAND).....		2,664
	DOMINICAN REPUBLIC.....		179,168
7326902500	CABLE/INNER WIRE FOR CALPR & CNTLVR BRAKES & CASNG KG	1,193	9,244
	CHINA (TAIWAN).....	1,193	9,244
7326904500	HORSE AND MULE SHOES OF IRON OR STEEL KG	50,817	178,433
	COLOMBIA.....	19,646	53,222
	GERMANY.....	2,253	4,675
	ITALY.....	2,840	16,537
	NETHERLANDS.....	26,078	103,999
7326906000	OTH ARTIC IOS, CTD OR PLTD W PREC METAL, NESOI X		100,284
	DOMINICAN REPUBLIC.....		8,250
	MEXICO.....		92,034
7326908505	RODS FOR ELECTRICAL GROUNDING, OF IRON OR STEEL KG	1,114,886	2,174,722
	BELGIUM.....	1,077,592	2,115,950
	BRAZIL.....	37,294	58,772
7326908530	HANGERS A SIM SUPPRTS FOR TUBES A PIPES, IRN/STEEL KG	13,498	16,392
	CHINA (TAIWAN).....	678	2,730
	ECUADOR.....	12,600	10,395
	UNITED KINGDOM OF GT BRITAIN.....	220	3,267
7326908560	LADDERS OF IRON OR STEEL NO	6,940	32,160
	CHINA (TAIWAN).....	448	6,682

TABLE 2 - IMPORTS INTO PUERTO RICO FROM FOREIGN COUNTRIES
BY COMMODITY AND COUNTRY OF ORIGIN-FISCAL YEAR 1999

COMM-CODE	COMMODITY, COUNTRY AND UNIT OF QUANTITY	QUANTITY	VALUE-\$
	CHINA, PEOPLE'S REP. (MAINLAND).....	6,492	25,478
7326908575	PAINT ROLLER FRAMES OF IRON OR STEEL NO	299,464	99,231
	CHINA, PEOPLE'S REP. (MAINLAND).....	220,672	71,472
	HONG KONG.....	78,792	27,759
7326908585	OTHER ARTICLES OF IRON OR STEEL, NESOI KG	1,302,827	2,793,259
	BELGIUM.....	50,470	197,889
	BRAZIL.....	6,703	13,448
	CANADA.....	2,648	29,595
	CHINA (TAIWAN).....	57,293	276,413
	CHINA, PEOPLE'S REP. (MAINLAND).....	83,011	168,006
	COLOMBIA.....	39,976	70,051
	DOMINICAN REPUBLIC.....	32,747	24,334
	ECUADOR.....	27,804	21,669
	FRANCE.....	474	13,054
	GERMANY.....	2,470	18,732
	GUATEMALA.....	98	7,855
	HONG KONG.....	16,039	26,405
	INDIA.....	233,680	142,756
	INDONESIA.....	2,795	5,551
	ITALY.....	63,727	125,121
	JAPAN.....	38,293	177,370
	MEXICO.....	139,881	250,844
	NETHERLAND ANTIL. EXC ARUBA.....	30,424	5,060
	NETHERLANDS.....	62	2,510
	NORWAY.....	311	9,015
	REP. OF SOUTH AFRICA.....	1,236	7,652
	SPAIN.....	14,960	96,254
	SWEDEN.....	513	133,033
	UNITED KINGDOM OF GT BRITAIN.....	22,000	190,308
	VENEZUELA.....	435,012	780,234
	COPPER AND ARTICLES THEREOF..... TOTAL	2,053,499	6,223,823
7403190000	UNWROUGHT REFINED COPPER NESOI KG	1	3,107
	ITALY.....	1	3,107
7404006090	OTHER WASTE A SCRAP OF OTHER COPPER ALLOYS KG	3,185	32,912
	DOMINICAN REPUBLIC.....	3,185	32,912
7407105050	BARS AND RODS NESOI OF REFINED COPPER KG	127,191	183,182
	BRAZIL.....	101,599	100,804
	CHILE.....	17,874	44,476
	PERU.....	7,718	17,902
7407215000	LOW FUMING BRAZING RODS OF BRASS KG	17,831	30,637
	REPUBLIC OF KOREA.....	17,831	30,637
7407217000	BRS A RDS, BRASS, HVG A RCTNGLR CRS SCTN KG	2,343	4,476
	REPUBLIC OF KOREA.....	2,343	4,476
7407219000	BARS AND RODS OF BRASS, NESOI KG	6,743	62,681
	REPUBLIC OF KOREA.....	2,404	34,831
	UNITED KINGDOM OF GT BRITAIN.....	4,339	28,050
7408190000	REF CU WIRE W MAX CRS-SCTN UNDER 6 MM KG	198,533	533,706
	CHINA (TAIWAN).....	1,452	11,976
	GERMANY.....	138	3,921
	MEXICO.....	6,771	19,636
	PERU.....	187,413	474,722
	SWITZERLAND.....	2,759	23,451
7408210000	WIRE OF COPPER-ZINC BASE ALLOYS (BRASS) KG	13,487	32,616
	PERU.....	13,487	32,616
7409115050	REF CU SHT STRP PLT UN5MM TH A UN 500 MM WIDE COIL KG	40,153	115,861
	GERMANY.....	40,153	115,861
7409191000	REF CU PLT SHT STR 5MM OR MORE THICK NT COILED KG	4,500	16,301
	DOMINICAN REPUBLIC.....	4,500	16,301
7409210010	BRS PL SHT STRP IN COILS, AT LST 6MM THICK KG	1,266	2,778
	MEXICO.....	1,266	2,778
7409210090	BS PL SH STR COILS UN 500MM WIDE OV 1.6MM THICK KG	37,710	107,169
	GERMANY.....	37,710	107,169
7410110000	COPPER FOIL, NOT BACKED, OF REFINED COPPER KG	193,244	576,905
	SWEDEN.....	193,244	576,905
7410120030	FOIL OF COPPER-ZINC BASED ALLOYS (BRASS) NOT BACKE KG	22,477	70,923
	NETHERLANDS.....	22,477	70,923
7411101030	TUBE/PIPE REF CU SMLS OD 6MM NOV 19MM COIL ON SPLS KG	142,829	370,717
	MALAYSIA.....	10,242	24,858

TABLE 2 - IMPORTS INTO PUERTO RICO FROM FOREIGN COUNTRIES
BY COMMODITY AND COUNTRY OF ORIGIN-FISCAL YEAR 1999

COMM-CODE	COMMODITY, COUNTRY AND UNIT OF QUANTITY	QUANTITY	VALUE-\$
	MEXICO.....	132,587	345,859
7411101090	OTHER TUBES AND PIPES OF REFINED COPPER, SEAMLESS KG	879,452	2,588,721
	CANADA.....	295	10,044
	CHILE.....	108,670	262,617
	JAPAN.....	500,050	1,622,544
	MEXICO.....	270,437	693,516
7411105000	TUBES AND PIPES OF REFINED COPPER EXC SEAMLESS KG	1,307	3,442
	CHILE.....	1,307	3,442
7411211000	TUBES AND PIPES OF BRASS, SEAMLESS KG	93,384	244,673
	MEXICO.....	93,384	244,673
7411291000	PIPES AND TUBES OF COPPER ALLOYS, NESOI, SEAMLESS KG	81,368	209,639
	MEXICO.....	81,368	209,639
7411295000	PIPES AND TUBES OF COPPER ALLOY NESOI NOT SEAMLESS KG	29,883	66,017
	MEXICO.....	2,327	11,573
	VENEZUELA.....	27,556	54,444
7412100000	FITTINGS, PIPE AND TUBE OF REFINED COPPER KG	1,126	27,275
	MEXICO.....	1,126	27,275
7412200025	THREADED NIPPLES, TUBE/PIPE FITTINGS OF BRASS KG	518	3,596
	CHINA (TAIWAN).....	518	3,596
7412200035	T/P FITTINGS, THREADED, OF BRASS, OTH THAN NIPPLES KG	25,780	163,356
	CHINA (TAIWAN).....	25,780	163,356
7412200045	OTHER TUBE OR PIPE FITTINGS, BRASS, NOT THREADED KG	15,596	78,552
	CHINA (TAIWAN).....	10,383	52,514
	ITALY.....	274	2,050
	MEXICO.....	4,939	23,988
7412200065	THRD NIPPLES, T/P FITTINGS OF CU AL OTH THN BRASS KG	3,985	21,598
	CHINA (TAIWAN).....	3,985	21,598
7412200090	OTH TUBE/PIPE FTNGS,CU ALLOY NT BRASS, NT THREADED KG	2,066	14,483
	CHINA (TAIWAN).....	675	4,928
	MEXICO.....	1,388	6,705
	UNITED KINGDOM OF GT BRITAIN.....	23	2,850
7413001000	STR WIRE CU NT INS NT FTD W FTGS A NT MD INTO ARTL KG	147	2,793
	BRAZIL.....	147	2,793
7413005000	CABLE, ETC NESOI OF CU NT INS NT MD INTO ARTCLS KG	1,825	9,089
	UNITED KINGDOM OF GT BRITAIN.....	1,825	9,089
7415290000	CU SCRWS NTS BLTS RVTs OTH FSTNRS NOT THREADED KG	698	2,354
	CHINA (TAIWAN).....	698	2,354
7415321000	MUNTZ OR YELLOW METAL BOLTS, COPPER KG	95	2,925
	ARGENTINA.....	95	2,925
7415329000	THR CU SCRWS NTS BLTS NESOI W S T H UN 6MM DIAM KG	10,858	51,724
	CHINA (TAIWAN).....	10,858	51,724
7415390000	OTHER THREADED FASTENERS NESOI OF COPPER KG	5,510	81,295
	CHILE.....	1,910	54,211
	CHINA (TAIWAN).....	3,600	27,084
7418191000	CU TBL KTCH OTH HH ART CTD OR PLTD W PREC METALS KG	47	3,061
	UNITED KINGDOM OF GT BRITAIN.....	47	3,061
7418192090	BRASS TABLE-OTH HSHLD ART AND PARTS THEREOF, NESOI KG	882	8,571
	CHINA (TAIWAN).....	746	4,486
	MEXICO.....	136	4,085
7418195050	COPPER TABLE & OTH HSHLD ART/PRTS OTH BRASS, NESOI KG	1,879	7,631
	FRANCE.....	31	3,780
	SPAIN.....	1,848	3,851
7418201000	SANITARY WARE AND PARTS THEREOF OF BRASS KG	7,650	80,821
	ARGENTINA.....	2,947	52,267
	CHINA (TAIWAN).....	3,430	13,810
	SPAIN.....	1,273	14,744
7418205000	SANITARY WARE AND PARTS THEREOF OF COPPER EX BRASS KG	5,481	98,370
	HONG KONG.....	3,501	60,335
	ITALY.....	1,489	28,632
	SPAIN.....	491	9,403
7419910050	ART CU NESOI CST STMPD MLD FRGD NT FRTHR WORKED KG	126	8,450
	ISRAEL.....	82	5,400
	ITALY.....	44	3,050
7419993000	ARTCLS O CPPR NESOI CTD OR PLTD W PREC MTL KG	515	4,107
	MEXICO.....	515	4,107
7419995010	BRASS PLUMBING GOODS NESOI KG	45,385	149,012
	CHINA (TAIWAN).....	18,912	96,628
	CHINA,PEOPLE'S REP.(MAINLAND).....	5,480	25,234
	VENEZUELA.....	22,993	27,150
7419995050	OTHER ARTICLES OF COPPER, NESOI KG	26,443	168,097

TABLE 2 - IMPORTS INTO PUERTO RICO FROM FOREIGN COUNTRIES
BY COMMODITY AND COUNTRY OF ORIGIN-FISCAL YEAR 1989

COMM-CODE	COMMODITY, COUNTRY AND UNIT OF QUANTITY	QUANTITY	VALUE-\$
	ARGENTINA.....	512	10,629
	CANADA.....	474	25,500
	CHINA (TAIWAN).....	12,507	72,020
	CHINA, PEOPLE'S REP. (MAINLAND).....	1,747	3,330
	DOMINICAN REPUBLIC.....	6,293	15,782
	INDIA.....	685	5,877
	MEXICO.....	252	5,057
	RUSSIA.....	242	7,500
	SPAIN.....	902	16,063
	THAILAND.....	630	4,140
	VENEZUELA.....	2,219	2,189
	NICKEL AND ARTICLES THEREOF..... TOTAL	66,161	181,419
7506203000	PLTS SHT STRP NICKL ALLOY NOT COLD-FORMED KG	66,000	142,306
	MEXICO.....	66,000	142,306
7508905000	OTHER ARTICLES OF NICKEL, NESOI KG	161	39,113
	ITALY.....	161	39,113
	ALUMINUM AND ARTICLES THEREOF..... TOTAL		43,758,668
7601103000	UNW AL NAL LST C-S DIM NT GR TH 9.5MM IN COILS KG	707,510	1,342,628
	CANADA.....	692,150	1,293,637
	PANAMA.....	15,360	49,191
7601106000	UNWROUGHT ALUMINUM NOT ALLOYED NESOI KG	315,815	510,525
	BRAZIL.....	315,815	510,525
7601203000	UNW ALM ALY LST CS DIM NT GR TH 9.5MM KG	37,733	75,787
	BRAZIL.....	37,733	75,787
7601209060	OTH UNW ALOY CONT 0.03 PCT OR MOR BY WEIGHT OF LEA KG	5,905,622	7,869,810
	CANADA.....	5,905,622	7,869,810
7601209090	ALMN ALLOY UNWRT NESOI KG	3,193,645	5,499,043
	BRAZIL.....	887,238	1,516,796
	CANADA.....	1,286,857	2,302,515
	PANAMA.....	319,416	546,148
	RUSSIA.....	302,494	536,018
	VENEZUELA.....	387,640	597,586
7602000090	AL WASTE AND SCRAP OTHER THAN USED BEV CONT SCRAP KG	31,572	6,551
	DOMINICAN REPUBLIC.....	31,572	6,551
7604101000	ALUMINUM PROFILES NOT ALLOYED KG	1,011,901	2,335,803
	CHINA, PEOPLE'S REP. (MAINLAND).....	14,871	70,433
	COLOMBIA.....	346,134	437,540
	ITALY.....	327	3,910
	MEXICO.....	203,517	661,797
	PANAMA.....	342,079	905,837
	RUSSIA.....	38,280	66,175
	SPAIN.....	66,693	188,111
7604210000	ALUMINUM ALLOY HOLLOW PROFILES KG	502,394	1,268,526
	COSTA RICA.....	18,661	35,454
	DOMINICAN REPUBLIC.....	935	2,840
	PANAMA.....	480,899	1,183,685
	SPAIN.....	1,899	46,547
7604291000	ALUMINUM ALLOY PROFILES NOT HOLLOW KG	65,686	246,129
	CANADA.....	537	3,376
	COLOMBIA.....	16,022	62,001
	MEXICO.....	48,727	171,299
	SPAIN.....	2,400	9,453
7604293050	AL ALY BR-RD HA RD C-S WI OTSI DIA OF 10MM OR MORE KG	219,290	721,156
	CANADA.....	91,080	275,042
	SLOVENIA.....	128,210	446,114
7604295060	AL ALY HA OT TH RD C-S W MX C-S DIM OF 10MM OR MOR KG	52,220	213,500
	CANADA.....	16,295	67,421
	MEXICO.....	35,925	146,079
7605110090	AL WIR NT ALY OF WHI TH MAX C-S DIM IS 7-9.5MM KG	154,065	148,482
	UNITED KINGDOM OF GT BRITAIN.....	154,065	148,482
7606113060	ALUM PLT SHT STRP REC/SQ NAL NT CL OV.2-6.3MM THK KG	2,047,042	3,876,951
	CHINA (TAIWAN).....	563	3,427
	VENEZUELA.....	2,046,479	3,873,524
7606116000	ALUM PLT SHT STRP REC O SQR NT ALY CLAD OV .2MM TH KG	641	9,607
	CANADA.....	315	5,152
	JAPAN.....	326	4,455

TABLE 2 - IMPORTS INTO PUERTO RICO FROM FOREIGN COUNTRIES
BY COMMODITY AND COUNTRY OF ORIGIN-FISCAL YEAR 1999

COMM-CODE	COMMODITY, COUNTRY AND UNIT OF QUANTITY	QUANTITY	VALUE-\$
7606123090	AL PL SH A ST RE SQ NT CLD 6.3MM OL THK NESOI KG	1,287,374	2,214,314
	BAHRAIN.....	62,685	122,217
	BRAZIL.....	18,722	41,372
	COLOMBIA.....	8,339	24,835
	MEXICO.....	59,442	122,466
	REPUBLIC OF KOREA.....	145,891	260,521
	RUSSIA.....	308,176	517,801
	VENEZUELA.....	684,119	1,125,102
7606126000	AL PLA SHE A STR REC IN SQ ALLOY CLAD OV 0.2MM THK KG	415,259	536,331
	BRAZIL.....	415,259	536,331
7606916080	ALUM PL SH STR NT ALYD CLAD 6.3MM OR LS THCK NESOI KG	4,435	9,386
	MEXICO.....	4,435	9,386
7606923075	CIRCLS A DISCS NT CLAD, OF ALU AL 6.3MM OR LS THCK KG	4,081	8,637
	MEXICO.....	4,081	8,637
7606923090	AL P S S NESOI ALOY NT CLD 6.3MM OR LESS THICK KG	39,083	86,299
	INDIA.....	20,904	28,834
	SLOVENIA.....	18,179	57,465
7606926080	ALM AL P S S OTH NESOI CLD OV 0.2MM-UN 6.3MM THCK KG	32,221	48,955
	INDIA.....	32,221	48,955
7607116000	AL FL NT BCKD ETC OV 0.01MM BT NT OV 0.15 THCK KG	12,878	19,936
	GERMANY.....	12,713	14,804
	JAPAN.....	165	5,132
7607119030	ALUM FOIL CAN STOCK, NOT BACKED, BODY STOCK KG	1,059	8,831
	MEXICO.....	1,059	8,831
7607119060	ALUM FOIL CAN STOCK, NOT BACKED, LID STOCK KG	180,415	973,091
	ARGENTINA.....	188,300	885,496
	MEXICO.....	2,458	23,821
	SPAIN.....	9,657	63,774
7607191000	AL FO OF A TH N EX 0.2M N BA ETCHED CAPACI FOIL X		584,621
	AUSTRIA.....		139,213
	COSTA RICA.....		400,014
	GERMANY.....		45,394
7607196000	ALUM FOIL NESOI NOT BACKED KG	19,899	311,858
	GERMANY.....	19,246	274,238
	UNITED KINGDOM OF GT BRITAIN.....	653	37,620
7607201000	AL FL NOV 0.2MM TH BK CV/DC ETC KG	106,445	719,052
	EL SALVADOR.....	7,583	48,652
	GERMANY.....	9,976	150,549
	UNITED KINGDOM OF GT BRITAIN.....	3,164	23,707
	VENEZUELA.....	85,722	496,144
7607205000	AL FL NOV 0.2MM TH BK NT CV/DC ETC KG	32,503	247,912
	GERMANY.....	17,572	212,200
	VENEZUELA.....	14,931	35,712
7608200090	TUBES AND PIPES ALUM AL EXCPT SEAMLESS KG	785	4,080
	CHINA (TAIWAN).....	785	4,080
7609000000	ALU TUB OR PIP FIT (COUPLINGS ELBOWS SLEEVES) KG	24,749	108,270
	CHINA, PEOPLE'S REP. (MAINLAND).....	3,893	8,329
	DOMINICAN REPUBLIC.....	7,800	6,111
	MEXICO.....	12,946	88,110
	SPAIN.....	110	4,720
7610100010	ALUMINUM WINDOWS AND THEIR FRAMES KG	10,797	84,407
	SPAIN.....	10,797	84,407
7610100030	ALUMINUM DOORS KG	164,294	782,074
	CHINA (TAIWAN).....	5,314	25,006
	CHINA, PEOPLE'S REP. (MAINLAND).....	3,038	25,500
	EL SALVADOR.....	133,634	641,798
	MEXICO.....	18,938	48,879
	SPAIN.....	3,370	20,891
7610900080	ALUMINUM STRUCTURES AND PARTS NESOI KG	287,038	1,106,685
	CANADA.....	13,488	63,504
	EL SALVADOR.....	8,536	36,848
	ITALY.....	259,857	974,741
	SPAIN.....	5,157	31,594
7612100000	ALUMINUM COLLAPSIBLE TUBULAR CONTAINERS NT OV 300L NO	38,882,146	2,366,654
	BELGIUM.....	393,463	40,474
	CANADA.....	1,535,688	195,546
	GERMANY.....	32,111,105	1,668,452
	ITALY.....	332,422	33,404
	VENEZUELA.....	4,509,468	428,778
7612901030	ALUM CANS OF A CAPACITY NT EXCDG 355 ML NO	13,729,262	2,225,489

TABLE 2 - IMPORTS INTO PUERTO RICO FROM FOREIGN COUNTRIES
BY COMMODITY AND COUNTRY OF ORIGIN-FISCAL YEAR 1989

COMM-CODE	COMMODITY, COUNTRY AND UNIT OF QUANTITY	QUANTITY	VALUE-\$
	GERMANY.....	127,190	182,025
	VENEZUELA.....	13,802,072	2,063,484
7612901090	ALUM CANS NESOI W CAPACITY 3.8 LITERS BT NT OV 20L NO	3,062,506	698,092
	DOMINICAN REPUBLIC.....	1,535,500	384,455
	FRANCE.....	26,400	5,980
	GERMANY.....	1,406,298	294,816
	IRELAND.....	94,308	12,841
7612905000	ALUMINUM CONTAINERS, NESOI NO	2,405	204,829
	GERMANY.....	1,246	117,320
	JAPAN.....	600	83,407
	REPUBLIC OF KOREA.....	559	4,102
7614902000	ELECTRICAL CONDUCTORS,ALUMINUM STRND WIRE, NT FTTD KG	551,217	1,298,563
	COLOMBIA.....	439,253	1,014,593
	VENEZUELA.....	111,964	283,970
7614904000	OTHR ALUMIN STRND WRE,ETC,WO STL CR,NT FTTD O ARTL KG	419	3,273
	CHINA (TAIWAN).....	419	3,273
7615183000	ALUMINUM COOKING & KITCHEN WARE ENAMELED NOT CAST NO	99,678	376,960
	BRAZIL.....	17,764	67,633
	CHINA,PEOPLE'S REP.(MAINLAND).....	14,318	45,305
	COLOMBIA.....	51,059	197,463
	INDIA.....	6,130	21,061
	ITALY.....	8,909	42,414
	PORTUGAL.....	1,500	3,064
7615195000	CAST ALUMINUM COOKING KITCHEN WARE NT ENAM OR GLZD NO	179,802	603,488
	CHINA,PEOPLE'S REP.(MAINLAND).....	55,408	115,485
	COLOMBIA.....	81,488	325,025
	DOMINICAN REPUBLIC.....	14,480	37,618
	ITALY.....	26,626	108,718
	MEXICO.....	1,800	16,644
7615197030	ALUMINUM COOKWARE NESOI NT CAST NT ENAMELED/GLAZED NO	647,431	2,052,417
	BRAZIL.....	88,102	677,123
	CHINA,PEOPLE'S REP.(MAINLAND).....	185,061	286,545
	COLOMBIA.....	259,978	684,406
	DOMINICAN REPUBLIC.....	22,610	70,000
	GUATEMALA.....	5,000	72,380
	INDIA.....	1,200	11,691
	ITALY.....	64,763	217,614
	SPAIN.....	288	4,439
	THAILAND.....	14,958	12,741
	VENEZUELA.....	7,471	15,478
7615197060	OTHER ALUMINUM KITCHEN WARE, NESOI NO	248,348	344,187
	BRAZIL.....	13,100	10,069
	CHINA,PEOPLE'S REP.(MAINLAND).....	180,540	155,808
	COLOMBIA.....	37,178	98,586
	DOMINICAN REPUBLIC.....	1,342	35,051
	ITALY.....	16,188	44,695
7615199000	OTHER ALUMINUM HOUSEHOLD WARE NESOI KG	23,684	106,763
	BRAZIL.....	371	3,182
	CHINA,PEOPLE'S REP.(MAINLAND).....	1,944	11,081
	COLOMBIA.....	999	5,676
	FRANCE.....	420	12,419
	ITALY.....	7,111	41,597
	MEXICO.....	8,553	15,495
	SPAIN.....	4,266	17,313
7615200000	ALUMINUM SANITARY WARE AND PARTS THEREOF KG	30,316	172,574
	CHINA (TAIWAN).....	10,759	86,779
	SPAIN.....	19,557	85,795
7616101000	ALUM NAILS TACKS STAPLES NT 8305 KG	466	2,715
	ITALY.....	466	2,715
7616103000	ALUMINUM RIVETS KG	19,648	67,223
	CHINA (TAIWAN).....	10,472	24,423
	CHINA,PEOPLE'S REP.(MAINLAND).....	9,176	42,800
7616107090	AL ARTCLS NESOI HVG THD ETC OV 6MM IN DIAMETER KG	370	2,571
	CHINA (TAIWAN).....	370	2,571
7616109090	ALU ARTICLES NOT THRO HAVG SHNKS HLS OV 6MM DIA KG	3,487	16,117
	CHINA (TAIWAN).....	3,487	16,117
7616995030	ALUMINUM LADDERS NO	21,957	595,399
	CHINA,PEOPLE'S REP.(MAINLAND).....	3,170	17,855
	MEXICO.....	13,050	372,047
	VENEZUELA.....	5,737	205,487

TABLE 2 - IMPORTS INTO PUERTO RICO FROM FOREIGN COUNTRIES
BY COMMODITY AND COUNTRY OF ORIGIN-FISCAL YEAR 1999

COMM-CODE	COMMODITY, COUNTRY AND UNIT OF QUANTITY	QUANTITY	VALUE-\$
7616995075	ARTICLES OF ALUMINUM WIRE NESOI KG	780	5,592
	CHINA, PEOPLE'S REP. (MAINLAND).....	780	5,592
7616995090	ARTICLES OF ALUMINUM NESOI KG	118,463	658,325
	ARGENTINA.....	37,613	204,156
	CHINA (TAIWAN).....	9,248	82,761
	CHINA, PEOPLE'S REP. (MAINLAND).....	5,058	15,977
	COLOMBIA.....	971	3,965
	FRANCE.....	1,802	19,314
	ITALY.....	2,233	26,889
	JAPAN.....	2,968	39,228
	MEXICO.....	28,433	95,537
	PANAMA.....	19,424	59,245
	REPUBLIC OF KOREA.....	8,381	76,603
	SPAIN.....	2,511	34,450
	LEAD AND ARTICLES THEREOF..... TOTAL	94,473	74,823
7801100000	REFINED LEAD, UNWROUGHT KG	42,770	29,808
	CANADA.....	42,770	29,808
7801910000	LEAD UNWR CNTG X WGT ANTMNY AS MAIN OTHR ELEMNT KG	44,190	29,189
	CANADA.....	44,190	29,189
7806000000	OTHER ARTICLES OF LEAD, NESOI KG	7,513	15,826
	CHINA (TAIWAN).....	7,513	15,826
	ZINC AND ARTICLES THEREOF..... TOTAL	557,270	416,371
7901110000	ZINC UNWR NT AL CNT X WGT AT LST 99.99 PERCENT ZINC KG	99,060	106,972
	RUSSIA.....	99,060	106,972
7905000000	ZINC PLATES, SHEET, STRIP AND FOIL KG	450,488	268,881
	CHINA (TAIWAN).....	14,535	3,562
	COLOMBIA.....	435,953	265,319
7907001000	ZINC ARTICLES HOUSEHOLD TABLE KITCHEN WARE KG	5,835	33,202
	CHINA (TAIWAN).....	5,835	33,202
7907006000	OTHER ARTICLES OF ZINC KG	1,887	7,316
	CHINA (TAIWAN).....	1,458	3,648
	HONG KONG.....	431	3,668
	TIN AND ARTICLES THEREOF..... TOTAL		280,312
8004000000	TIN PLATES, SHEET AND STRIP OVER 0.2 MM THICK KG	48,672	158,054
	DOMINICAN REPUBLIC.....	9,734	32,054
	NETHERLANDS.....	38,938	126,000
8007001010	TIN ARTICLES NESOI SUTBL F FOOD O BEVRG SERVICE NPM NO	72	2,823
	GERMANY.....	72	2,823
8007001050	TIN ARTS NESOI NT SUTBLE FOR FOOD OR BEVRG SERVICE X		34,471
	CHINA (TAIWAN).....		31,913
	MEXICO.....		2,558
8007005000	TIN ARTLS NESOI E G CNTRS PWTR CLPS TBS AND ETC KG	27,392	64,964
	BELGIUM.....	2,660	22,669
	CHINA, PEOPLE'S REP. (MAINLAND).....	5,263	20,995
	DOMINICAN REPUBLIC.....	19,469	21,300
	OTHER BASE METALS; CERMENTS; ARTICLES THEREOF..... TOTAL	20,867	135,496
8104110000	UNWRGHT MAGSIUM CONT 99.8 PCT BY WGHT OF MAGSIUM KG	18,499	103,996
	COLOMBIA.....	18,499	103,996
8108906030	TITANIUM BARS AND RODS, PROFILES AND WIRE KG	2,368	31,500
	CANADA.....	2,368	31,500
	TOOLS, IMPLEMENTS, CUTLERY, SPOONS AND FORKS, OF BASE METAL; PARTS THEREOF OF BASE METAL..... TOTAL		11,303,705
8201100000	SPADES AND SHOVELS AND PARTS THEREOF OF BASE METAL X		275,667
	BRAZIL.....		70,672
	CHINA, PEOPLE'S REP. (MAINLAND).....		7,920
	COLOMBIA.....		7,152
	MEXICO.....		183,579
	VENEZUELA.....		6,344

TABLE 2 - IMPORTS INTO PUERTO RICO FROM FOREIGN COUNTRIES
BY COMMODITY AND COUNTRY OF ORIGIN-FISCAL YEAR 1999

COMM-CODE	COMMODITY, COUNTRY AND UNIT OF QUANTITY	QUANTITY	VALUE-\$
8201200000	FORKS AND PARTS BSE MTL AGRIC HORTIC FORSTRY MEXICO.....	X	19,374 19,374
8201300000	MATTOCKS,PICKS,HOES AND RAKES,A PTS, OF BSE MTL BRAZIL.....	X	419,882 41,602
	CHINA (TAIWAN).....	90,530
	CHINA,PEOPLE'S REP.(MAINLAND).....	13,465
	INDIA.....	32,400
	MEXICO.....	87,144
	SPAIN.....	27,296
	VENEZUELA.....	127,445
8201403000	MACHETES AND PARTS THEREOF OF BASE METAL BRAZIL.....	X	479,766 23,878
	COLOMBIA.....	189,845
	EL SALVADOR.....	70,714
	GUATEMALA.....	57,790
	UNITED KINGDOM OF GT BRITAIN.....	137,539
8201406000	HEWING TOOLS OTH TH MACHETES, PARTS, BASE METAL CHINA,PEOPLE'S REP.(MAINLAND).....	X	25,054 5,888
	EL SALVADOR.....	3,840
	MEXICO.....	15,326
8201500000	ONE-HNDED SECATEURS A SML ONE-HDED SHRS AND PTS CHINA (TAIWAN).....	NO	4,124 2,540
	MEXICO.....	1,584
8201600000	HEDGE SHRS, 2-HND SHEARS A PTS BRAZIL.....	NO	8,612 1,480
	CHINA (TAIWAN).....	7,132
8201903000	GRASS SHEARS AND PARTS THEREOF, BASE METAL BRAZIL.....	NO	24,084 984
	CHINA (TAIWAN).....	2,700
	CHINA,PEOPLE'S REP.(MAINLAND).....	20,400
8201906000	OTH HNDTOOLS FR AGR HORT FORSTRY A PTS BS MTL NES BRAZIL.....	X	35,683 7,968
	CHINA (TAIWAN).....	11,836
	MEXICO.....	13,176
	SPAIN.....	2,703
8202100000	HANDSAWS AND PARTS EXCEPT BLADES, BASE METAL CHINA (TAIWAN).....	NO	381,772 11,160
	CHINA,PEOPLE'S REP.(MAINLAND).....	32,772
	MEXICO.....	210,072
	SPAIN.....	3,268
	SWEDEN.....	124,500
8202200030	METAL CUTTING BANDSAW BLADES OF BASE METAL MEXICO.....	NO	30,088 30,000
	UNITED KINGDOM OF GT BRITAIN.....	88
8202200060	BANDSAW BLADES EXC MTL CTING, PARTS, BASE METAL MEXICO.....	X	38,327 15,855
	SPAIN.....	4,798
	SWEDEN.....	17,674
8202310000	CIRC SAW BLDS BSE MTL W WRKNG PT OF STEEL JAPAN.....	NO	1,841 80
	SWEDEN.....	1,050
	UNITED KINGDOM OF GT BRITAIN.....	711
8202390000	OTH CIRCULAR SAW BLDS (WRKNG PTS NOT STEEL) & PRTS CHINA (TAIWAN).....	NO	67,820 80
	SPAIN.....	1,224
	SWEDEN.....	66,516
8202913000	HACKSAW BLADES OF BASE METAL MEXICO.....	NO	669,187 159,187
	SWEDEN.....	410,000
	SWITZERLAND.....	100,000
8202916000	STRHT SAW BLDS F WRKNG MTL BM OTH THN HCKSW MEXICO.....	GRS	211 207
	SWEDEN.....	4
8202990000	OTHER SAW BLADES AND PARTS, BASE METAL CHINA,PEOPLE'S REP.(MAINLAND).....	NO	132,000 6,000
	MEXICO.....	60,000
	SWEDEN.....	68,000
8203103000	FILES,RSPS A SMLR TOOLS NOV 11CM LNG BS MTL CHINA,PEOPLE'S REP.(MAINLAND).....	DOZ	112 112
8203106000	FILES,RSPS A SMLR TLS OV 11 NOV 17CM LNG BM	DOZ	507 3,979

TABLE 2 - IMPORTS INTO PUERTO RICO FROM FOREIGN COUNTRIES
BY COMMODITY AND COUNTRY OF ORIGIN-FISCAL YEAR 1999

COMM-CODE	COMMODITY, COUNTRY AND UNIT OF QUANTITY	QUANTITY	VALUE-\$
8203109000	CHINA, PEOPLE'S REP. (MAINLAND).....	507	3,979
	FILES, RSPS A SMLR TLS OV 17CM LNG BS MTL..... DOZ	29,589	203,222
	CHINA, PEOPLE'S REP. (MAINLAND).....	1,275	5,038
	COLOMBIA.....	2,980	28,365
	INDIA.....	2,727	16,634
	MEXICO.....	22,607	153,185
8203202000	TWEEZERS BASE METAL..... NO	5,876	15,789
	GERMANY.....	1,512	3,300
	MEXICO.....	1,340	6,899
	NETHERLANDS.....	3,024	5,790
8203204000	SLIP JOINT PLIERS, BASE METAL..... DOZ	2,520	24,079
	CHINA, PEOPLE'S REP. (MAINLAND).....	2,520	24,079
8203206030	PLIERS EXCEPT SLIP JOINT, BASE METAL..... DOZ	10,392	117,328
	CHINA (TAIWAN).....	848	11,851
	CHINA, PEOPLE'S REP. (MAINLAND).....	7,914	70,607
	INDIA.....	550	5,228
	JAPAN.....	250	6,187
	MEXICO.....	435	17,184
	UNITED ARAB EMIRATES.....	334	2,930
	UNITED KINGDOM OF GT BRITAIN.....	63	3,339
8203206060	PNCRS A SMLR TLS EX PLRS O TWZRS, BS MTL..... DOZ	782	32,250
	INDIA.....	280	2,678
	MEXICO.....	502	29,572
8203300000	METAL CUTTING SHEARS AND SIMILAR TOOLS, AND PARTS..... NO	1,162	9,642
	MEXICO.....	1,152	7,442
	SPAIN.....	10	2,200
8203403000	PPE/BLT CTRS PRF PCHS W CT PTS 0.2P CR, MO, W O.1P V..... X		8,281
	UNITED KINGDOM OF GT BRITAIN.....		8,281
8203406000	PPE O BLT CTRS, PERF PCHS A SMLR TLS, PTS, NESOI..... X		118,088
	CHINA (TAIWAN).....		7,173
	MEXICO.....		4,087
	SPAIN.....		25,923
	UNITED KINGDOM OF GT BRITAIN.....		67,605
	VENEZUELA.....		13,311
8204110030	OPN-END, BX A COMB OPN-END A BX WRNCHES, BMTL..... NO	25,991	33,716
	CHINA, PEOPLE'S REP. (MAINLAND).....	22,032	11,948
	MEXICO.....	3,959	21,768
8204110060	HND-OP SPNRS A WRNCHES NONADJ, PTS, BMTL, OTHER..... X		178,649
	CHINA (TAIWAN).....		17,695
	CHINA, PEOPLE'S REP. (MAINLAND).....		127,638
	INDIA.....		11,446
	MEXICO.....		4,704
	SPAIN.....		17,166
8204120000	HND-OP SPNRS A WRNCHES ADJUSTBLE, PTS, BS MTL..... NO	48,754	71,094
	CHINA (TAIWAN).....	10,680	19,046
	CHINA, PEOPLE'S REP. (MAINLAND).....	34,312	33,333
	GERMANY.....	1,400	3,610
	INDIA.....	1,288	2,165
	MEXICO.....	749	4,927
	UNITED KINGDOM OF GT BRITAIN.....	345	8,013
8204200000	SCKT WRNCHS W/VO HNDLS, DRVS, A EXTNSNS, PTS, BS MTL..... X		53,025
	CHINA (TAIWAN).....		25,157
	MEXICO.....		16,485
	SPAIN.....		11,383
8205100000	DRILLING, THREADING OR TAPPING TOOLS A PTS, BS MTL..... X		11,200
	GERMANY.....		7,967
	MEXICO.....		3,233
8205203000	HMMRS A SLDG HMMRS, HDS NOV 1.5KG EA, BS MTL..... DOZ	7,703	113,419
	BRAZIL.....	1,794	42,159
	CHINA (TAIWAN).....	80	3,475
	CHINA, PEOPLE'S REP. (MAINLAND).....	2,903	29,737
	MEXICO.....	2,926	38,048
8205206000	HMMRS A SLDG HMMRS, HDS OV 1.5KG EA, BS MTL..... DOZ	1,043	77,061
	MEXICO.....	1,043	77,061
8205303000	PLNS, CHSLs, GGS ETC WDWKG, OVR 0.2P CR, MO, W O.1P V..... X		4,318
	INDIA.....		4,318
8205306000	PLNS, CHSLs, GGS ETC WDWG, PTS, NESOI..... X		77,914
	CHINA (TAIWAN).....		8,674
	CHINA, PEOPLE'S REP. (MAINLAND).....		8,544
	COLOMBIA.....		3,619

TABLE 2 - IMPORTS INTO PUERTO RICO FROM FOREIGN COUNTRIES
BY COMMODITY AND COUNTRY OF ORIGIN-FISCAL YEAR 1999

COMM-CODE	COMMODITY, COUNTRY AND UNIT OF QUANTITY	QUANTITY	VALUE-\$
	INDIA.....		2,753
	JAPAN.....		6,262
	MEXICO.....		9,869
	UNITED KINGDOM OF GT BRITAIN.....		14,995
	VENEZUELA.....		23,178
8205400000	SCREWDRIVERS, AND PARTS THEREOF, BASE METAL.....	X	73,584
	CHINA (TAIWAN).....		12,708
	CHINA, PEOPLE'S REP. (MAINLAND).....		56,270
	JAPAN.....		4,588
8205513030	OTHER KITCHEN AND TABLE IMPLEMENTS, OF IRN O STL.....	NO 563,490	222,218
	CHINA (TAIWAN).....	29,160	26,258
	CHINA, PEOPLE'S REP. (MAINLAND).....	534,330	195,980
8205513060	HOUSEHOLD TOOLS AND PARTS, IRON OR STEEL, NESOI.....	X	68,842
	CHINA (TAIWAN).....		7,510
	CHINA, PEOPLE'S REP. (MAINLAND).....		2,122
	ITALY.....		7,641
	SPAIN.....		25,859
	UNITED KINGDOM OF GT BRITAIN.....		10,399
	VENEZUELA.....		15,311
8205516000	HOUSEHOLD TOOLS AND PARTS, ALUMINUM.....	KG 1,300	13,339
	ITALY.....	1,300	13,339
8205517500	HOUSEHOLD TOOLS AND PARTS, OTHER BASE METAL.....	X	5,175
	GERMANY.....		5,175
8205591000	PIPE TOOLS AND PARTS THEREOF, BASE METAL.....	X	8,914
	CHINA, PEOPLE'S REP. (MAINLAND).....		6,814
8205595510	OTHER EDGED HAND-TOOLS OF IRON OR STEEL, NESOI.....	NO 72,590	91,076
	CHINA (TAIWAN).....	71,090	86,471
	SPAIN.....	1,500	4,805
8205595560	OTHER HAND TOOLS (INC PARTS) OF IRON OR STEEL, NES.....	X	161,923
	BRAZIL.....		19,560
	CHINA (TAIWAN).....		19,666
	CHINA, PEOPLE'S REP. (MAINLAND).....		3,608
	GERMANY.....		11,855
	ITALY.....		53,111
	MEXICO.....		7,812
	SPAIN.....		33,181
	UNITED KINGDOM OF GT BRITAIN.....		13,130
8205598000	OTHER HANDTOOLS AND PARTS, OTHER BASE METAL.....	X	346,124
	BRAZIL.....		4,682
	CHINA (TAIWAN).....		48,258
	CHINA, PEOPLE'S REP. (MAINLAND).....		67,347
	COLOMBIA.....		22,555
	DOMINICAN REPUBLIC.....		2,427
	FRANCE.....		2,113
	GERMANY.....		11,404
	ITALY.....		25,927
	MEXICO.....		15,361
	SPAIN.....		138,773
	SWITZERLAND.....		3,141
	UNITED KINGDOM OF GT BRITAIN.....		4,136
8205700060	VICES OTHER THAN PIPE.....	NO 94,355	462,659
	CHINA (TAIWAN).....	15,150	21,746
	INDIA.....	22,900	8,790
	UNITED KINGDOM OF GT BRITAIN.....	201	11,343
	VENEZUELA.....	56,104	420,780
8205700090	CLAMPS AND SIMILAR HANDTOOLS, NOT VICES, AND PARTS.....	NO 342,371	796,272
	CHINA (TAIWAN).....	253,634	743,007
	CHINA, PEOPLE'S REP. (MAINLAND).....	28,001	7,385
	GERMANY.....	1	2,031
	INDIA.....	56,800	18,070
	MEXICO.....	972	2,483
	UNITED KINGDOM OF GT BRITAIN.....	1,955	14,656
	VENEZUELA.....	1,008	8,640
8205800000	ANVS, PFRGS, HD/PD-OP GRND WHLS W/FRMWRK; BM PTS THOF.....	NO 13,090	36,715
	GERMANY.....	13,090	36,715
8206000000	TOOLS OF 2 OM OF HDG 8202-8205, STS FR RTAIL SALE.....	PCS 4,000	24,800
	CHINA (TAIWAN).....	4,000	24,800
8207193060	RTRY RCK DRL BTS, CORE BTS REMER>.2% Cr, Mo, W>.1% V.....	NO 31	7,110
	FRANCE.....	15	3,572
	GERMANY.....	16	3,538

TABLE 2 - IMPORTS INTO PUERTO RICO FROM FOREIGN COUNTRIES
BY COMMODITY AND COUNTRY OF ORIGIN-FISCAL YEAR 1999

COMM-CODE	COMMODITY, COUNTRY AND UNIT OF QUANTITY	QUANTITY	VALUE-\$
8207196090	ROCK DRILLING OR EARTH BORING TLS AND PARTS, NESOI	X	19,881
	CHINA (TAIWAN).....		19,881
8207200060	DIES DRW O EXTR MTL OTHR THN DIAMOND DIES	X	20,750
	DOMINICAN REPUBLIC.....		5,922
	UNITED KINGDOM OF GT BRITAIN.....		14,828
8207306075	DIES F CTTG CLTH LTHR PPR A PTS	NO	2,771
	COSTA RICA.....	491	17,126
	MEXICO.....	2,280	75,810
8207306080	TLS PR ST PU NESOI NT MTL CTG	X	23,838
	CHINA (TAIWAN).....		2,548
	ITALY.....		11,531
	UNITED KINGDOM OF GT BRITAIN.....		9,757
8207406000	TOLS F TPPG O THRDG NESOI A PARTS	X	23,266
	UNITED KINGDOM OF GT BRITAIN.....		23,266
8207502030	MASONRY DRLS W CTG PT OF SPC MTL CNTS	X	9,000
	CHINA, PEOPLE'S REP. (MAINLAND).....		9,000
8207502055	OTHER TWIST DRLS W CUTTING PART OF SPEC METAL CONT	NO	100
	CHINA, PEOPLE'S REP. (MAINLAND).....	100	5,262
8207502080	OTH DRILLING TOOLS W CUTTING PART OF SPEC METAL CNT	NO	66,850
	CHINA (TAIWAN).....	36,000	5,384
	CHINA, PEOPLE'S REP. (MAINLAND).....	30,850	9,320
8207504030	TWST DRLLS METAL CUTTG	NO	98,600
	CHINA, PEOPLE'S REP. (MAINLAND).....	98,600	16,608
8207504060	DRILLING TOOLS NESOI, METAL-CUTTING PTS	X	11,126
	UNITED KINGDOM OF GT BRITAIN.....		11,126
8207506000	HANDTOOL DRILLS NT SUTBL F CUTTG METL P	X	11,080
	ITALY.....		11,080
8207508000	DRILLG TLS EX RK DR NESOI NT MTL CTTG P	X	1,071,403
	CANADA.....		37,500
	CHINA, PEOPLE'S REP. (MAINLAND).....		237,713
	GERMANY.....		9,108
	UNITED KINGDOM OF GT BRITAIN.....		787,082
8207600060	OTHR BORING TOOLS NESOI AND PARTS THROF	NO	594
	ITALY.....	32	3,000
	UNITED KINGDOM OF GT BRITAIN.....	562	9,579
8207806000	TURNG TLS NESOI NT CNT SPEC MET CTG PTS	X	8,761
	UNITED KINGDOM OF GT BRITAIN.....		8,761
8207904500	OTH INTRCHINGBL TOOLS F CTTNG MTL, PARTS, NESOI	X	10,216
	CHINA (TAIWAN).....		5,763
	SPAIN.....		4,453
8207907530	ROUTER BITS, NOT FOR HANDTLS, NOT FOR CUTTING METAL	X	5,339
	CHINA (TAIWAN).....		5,339
8207907585	OTH INTCHBL TLS NT ROUTER BTS O CUTTRHDS NT HNDTLS	X	56,961
	CHINA (TAIWAN).....		44,829
	CHINA, PEOPLE'S REP. (MAINLAND).....		6,299
	SWITZERLAND.....		5,833
8208100030	KNVS CTNG BLDS MTL WRK OV 30.5CM L OR 15.2CM D	NO	36
	BELGIUM.....	36	3,166
8208200090	KNIVES AND CUTTING BLADES, WD WRKNG, PTS, OTHER	NO	83
	ITALY.....	1	9,261
	JAPAN.....	80	7,453
	SPAIN.....	2	2,651
8208906000	KNVS CTNG BLDS MACH A MECH APPLNCES, BS MTL PTS NE	NO	1,624
	GERMANY.....	71	7,034
	ITALY.....	32	4,704
	SPAIN.....	1,400	4,846
	UNITED KINGDOM OF GT BRITAIN.....	1	8,768
	VENEZUELA.....	120	3,465
8210000000	HND-OP MECH APPL 10KG OR LSS, FD/DRK PRP/CON/SRV PT	NO	7
	MEXICO.....	7	3,348
8211914000	TBL KNVS FB SS HNDL NESOI	PCS	18,000
	BRAZIL.....	18,000	9,015
8211915030	STEAK KNIVES FB RUBBER OR PLSTC HNDLS	NO	81,820
	CHINA (TAIWAN).....	7,200	2,256
	CHINA, PEOPLE'S REP. (MAINLAND).....	74,620	47,541
8211915060	TBL KNVS FB RUBBER OR PLSTC HNDLS NT STK	NO	70,956
	BRAZIL.....	18,980	25,633
	CHINA, PEOPLE'S REP. (MAINLAND).....	47,080	12,897
	INDIA.....	4,896	2,203
8211918030	STEAK KNIVES WITH HANDLES, NESOI	NO	11,520
			4,810

TABLE 2 - IMPORTS INTO PUERTO RICO FROM FOREIGN COUNTRIES
BY COMMODITY AND COUNTRY OF ORIGIN-FISCAL YEAR 1999

COMM-CODE	COMMODITY, COUNTRY AND UNIT OF QUANTITY	QUANTITY	VALUE-\$
	CHINA (TAIWAN).....	11,520	4,810
8211918060	TABLE KNIVES WITH FIXED BLADES, HANDLES NESOI NO	57,800	7,680
	CHINA, PEOPLE'S REP. (MAINLAND).....	57,800	7,680
8211922000	KTCN A BTCHR KNVS FB RBBR O PLSTC HNDLS NO	157,352	135,728
	BRAZIL.....	91,740	80,709
	CHINA (TAIWAN).....	6,720	3,720
	CHINA, PEOPLE'S REP. (MAINLAND).....	27,580	5,753
	COLOMBIA.....	20,952	22,232
	EL SALVADOR.....	8,280	10,823
	SWEDEN.....	2,100	12,601
8211924060	OTH CTNG KNVS FB RBBR O PLSTC HNDLS NO	112	5,154
	GERMANY.....	112	5,154
8211929030	KITCHEN AND BUTCHER KNIVES WITH FIXED BLADES NO	183,568	139,568
	BRAZIL.....	117,188	106,827
	CHINA, PEOPLE'S REP. (MAINLAND).....	57,408	15,829
	COLOMBIA.....	8,040	7,417
	EL SALVADOR.....	500	7,281
	PORTUGAL.....	434	2,214
8211929060	OTHER KNIVES WITH FIXED HANDLES NO	24,330	58,036
	BRAZIL.....	16,770	20,992
	CHINA, PEOPLE'S REP. (MAINLAND).....	7,560	37,044
8211930030	PN A PKCT KNVS ETC W FLDNG BLDs, NO	3,984	8,221
	BRAZIL.....	3,984	8,221
8211930060	OTHER CUTTING KNIVES NOT FIXED BLADE, PTS NT BLDs NO	642	2,910
	CHINA (TAIWAN).....	642	2,910
8211941000	BLADES FOR KNIVES HAVING FIXED BLADES NO	54,600	95,069
	REPUBLIC OF KOREA.....	54,600	95,069
8212100000	RAZORS NO	12,739,928	2,859,480
	INDIA.....	96,000	37,873
	MEXICO.....	12,643,928	2,821,607
8212200005	SINGLE EDGE RAZOR BLADES FOR SHAVING NO	264,416	45,589
	EGYPT.....	164,480	37,548
	MEXICO.....	99,936	8,041
8212200010	SAFETY RAZOR BLADES A BLADE BLANKS IN STRIPS, NESOI NO	2,108,731	352,313
	GERMANY.....	58,328	3,452
	ISRAEL.....	2,052,403	348,861
8213003000	SCSRS TLRS A SMLR SHRS BLDs OTH BM PTS NO\$1.75/DOZ NO	21,600	2,885
	CHINA, PEOPLE'S REP. (MAINLAND).....	21,600	2,885
8213009000	OTH SCSRS TLRS A SMLR SHRS BLDs OTH BM PTS O\$1.75/D NO	198,806	120,344
	BRAZIL.....	8,504	14,941
	CHINA (TAIWAN).....	24,428	12,484
	CHINA, PEOPLE'S REP. (MAINLAND).....	113,352	35,432
	HONG KONG.....	26,400	8,296
	MEXICO.....	17,796	30,968
	REPUBLIC OF KOREA.....	5,400	3,024
	SPAIN.....	1,926	15,199
8214100000	PPR KNVS LTR OPNRS ERSNG KNVS PNCL SHPNRS, BM PTS NO	337,800	29,758
	CHINA, PEOPLE'S REP. (MAINLAND).....	337,800	29,758
8214203000	MANCR PDCR INSTMTS NT SETS, BM PARTS X		19,069
	CHINA, PEOPLE'S REP. (MAINLAND).....		15,709
	SPAIN.....		3,360
8214206000	MNCR PDCR SETS A COMB SETS, LEATHER CS FR RTL SALE X		2,276
	SPAIN.....		2,276
8214209000	MNCR PDCR STS A COMB STS, CONT F RTL SALE NT LTHR X		8,966
	CHINA, PEOPLE'S REP. (MAINLAND).....		5,618
	GERMANY.....		3,348
8215200000	STS ASSRTD TBLWR NO PREC MTL, IN BS MT PTS PCS	28,748	40,897
	CHINA, PEOPLE'S REP. (MAINLAND).....	10,836	35,832
	INDIA.....	14,120	2,355
	PORTUGAL.....	3,792	2,710
8215913000	TABLE AND KTCHN FORKS PREC MTL PLT AND PARTS NO	1,000	3,520
	GERMANY.....	1,000	3,520
8215916000	TBLWR SPNS A LDLS PREC MTL PLTD, PTS NO	1,622	3,645
	GERMANY.....	1,622	3,645
8215919000	SKMMRS CKSRVRS BTR KNVS TNGS ETC PR MTL PL AND PRT X		2,536
	BRAZIL.....		2,536
8215991000	FRKS SS HNDLS OTHR UNDR 25 CNTS EA PCS	222,660	21,619
	BRAZIL.....	16,800	3,670
	CHINA, PEOPLE'S REP. (MAINLAND).....	127,440	10,620
	INDIA.....	78,420	7,329

TABLE 2 - IMPORTS INTO PUERTO RICO FROM FOREIGN COUNTRIES
BY COMMODITY AND COUNTRY OF ORIGIN-FISCAL YEAR 1999

COMM-CODE	COMMODITY, COUNTRY AND UNIT OF QUANTITY	QUANTITY	VALUE-\$
8215991500	FRKS SS HNDLS OTHR 25 CENTS AO EACH PCS	14,500	9,345
	BRAZIL.....	12,000	3,230
	REPUBLIC OF KOREA.....	2,500	6,115
8215992000	FORKS, RUBBER OR PLASTIC HANDLES, BASE METAL PARTS NO	30,224	18,843
	BRAZIL.....	2,120	3,500
	INDIA.....	24,904	11,003
	INDONESIA.....	3,200	4,140
8215992400	FORKS TBL SRVNG A BBQ W WOODEN HNDLS, BM PTS NO	19,320	6,601
	BRAZIL.....	15,000	4,038
	CHINA, PEOPLE'S REP. (MAINLAND).....	4,320	2,563
8215992600	FORKS NESOI AND BASE METAL PARTS, NESOI NO	7,000	21,060
	REPUBLIC OF KOREA.....	7,000	21,060
8215993000	SPOONS W S ST HNDLS UN 25 CNTS EACH PCS	350,520	30,843
	CHINA, PEOPLE'S REP. (MAINLAND).....	246,720	22,312
	INDIA.....	103,800	8,531
8215993500	SPNS A LDLS SS HNDLS 25 CNTS OR MR EA PCS	98,920	46,435
	BRAZIL.....	76,800	20,322
	CHINA, PEOPLE'S REP. (MAINLAND).....	13,320	13,471
	INDONESIA.....	7,200	7,560
	REPUBLIC OF KOREA.....	1,600	5,082
8215994030	TBLSPNS TBL LDLS, BS MTL (NT SS) OR NONMTL HNDLS NO	1,706,817	287,775
	CHINA (TAIWAN).....	5,760	2,490
	CHINA, PEOPLE'S REP. (MAINLAND).....	1,552,377	261,833
	INDIA.....	148,660	23,452
8215994060	OTH SPNS, BS MTL (NT SS) OR NONMTL HNDLS NO	10,440	7,088
	CHINA, PEOPLE'S REP. (MAINLAND).....	1,800	2,250
	INDIA.....	8,640	4,838
8215994500	TABLEWARE SPOONS AND LADLES, NESOI NO	4,020	3,322
	BRAZIL.....	4,020	3,322
8215995000	TONGS GRIPS AND SIM TBL A KTCHWR NESOI X		8,068
	GERMANY.....		8,068
	MISCELLANEOUS ARTICLES OF BASE METAL..... TOTAL		16,823,121
8301102000	PADLOCKS, BS MTL NT CYL OR PIN TUMBLR WD NOV 3.8CM DOZ	2,915	25,882
	CHINA (TAIWAN).....	1,170	5,134
	CHINA, PEOPLE'S REP. (MAINLAND).....	1,745	20,748
8301104000	PADLOCKS, BS MTL NT CYL OR PIN TMB OV3.8 NOV6.4CMW DOZ	4,106	56,046
	CHINA, PEOPLE'S REP. (MAINLAND).....	3,720	44,954
	HONG KONG.....	386	11,092
8301105000	PADLOCKS, BS MTL NT CYL OR PIN TMB OV 6.4CM WIDE DOZ	1,474	13,601
	CHINA (TAIWAN).....	1,270	8,702
	CHINA, PEOPLE'S REP. (MAINLAND).....	204	4,899
8301106000	PADLOCKS, BS MTL, CYL OR PIN TMBLR NOV 3.8CM WIDE DOZ	39,782	249,425
	CHINA (TAIWAN).....	460	6,484
	CHINA, PEOPLE'S REP. (MAINLAND).....	38,377	233,780
	HONG KONG.....	636	4,014
	ITALY.....	319	5,147
8301108000	PADLOCKS, BS MTL CYL/PN TUMB OV 3.8 NOV 6.4CM WIDE DOZ	45,524	632,243
	CHINA (TAIWAN).....	2,300	43,796
	CHINA, PEOPLE'S REP. (MAINLAND).....	41,343	498,936
	GERMANY.....	55	6,148
	HONG KONG.....	530	7,953
	ITALY.....	1,186	70,804
	VENEZUELA.....	110	4,806
8301109000	PADLOCKS, BS METL CYLDR OR PIN TUMBLR OV 6.4CM WID DOZ	2,427	60,635
	CHINA (TAIWAN).....	134	3,110
	CHINA, PEOPLE'S REP. (MAINLAND).....	2,258	55,405
	ITALY.....	37	2,120
8301200030	NONINTEGRAL STEERING WHEEL IMMOBILIZERS, BASE METAL DOZ	204	18,695
	CHINA (TAIWAN).....	25	2,661
	GERMANY.....	11	2,005
	SPAIN.....	168	14,029
8301200060	OTHER LOCKS FOR MOTOR VEHICLES, OF BASE METAL KG	5,454	65,536
	CHINA (TAIWAN).....	3,062	17,729
	GERMANY.....	50	2,358
	JAPAN.....	2,342	45,449
8301300060	CAM LOCKS, OTH BS MTL LOCKS FOR CHESTS, DRWRS, ETC KG	152	2,296
	CHINA, PEOPLE'S REP. (MAINLAND).....	152	2,296
8301300090	OTHER LOCKS USED FOR FURNITURE, BASE METAL KG	838	3,456

TABLE 2 - IMPORTS INTO PUERTO RICO FROM FOREIGN COUNTRIES
BY COMMODITY AND COUNTRY OF ORIGIN-FISCAL YEAR 1999

COMM-CODE	COMMODITY, COUNTRY AND UNIT OF QUANTITY	QUANTITY	VALUE-\$
	CHINA, PEOPLE'S REP. (MAINLAND).....	838	3,456
8301403000	LUGGAGE LOCKS, BASE METAL DOZ	2,203	48,445
	CHINA (TAIWAN).....	1,200	4,185
	ITALY.....	1,003	44,280
8301406030	DOOR LOCKS, LOCKSETS AND OTH BS MTL LOCKS FR DOORS KG	673,183	4,877,112
	ARGENTINA.....	1,015	26,600
	CANADA.....	633	23,138
	CHINA (TAIWAN).....	260,014	2,880,209
	CHINA, PEOPLE'S REP. (MAINLAND).....	314,203	1,502,350
	GERMANY.....	419	15,836
	HONG KONG.....	5,000	32,887
	ITALY.....	823	13,884
	MEXICO.....	3,452	23,515
	PHILIPPINES.....	30,684	159,404
	PORTUGAL.....	1,168	16,863
	REPUBLIC OF KOREA.....	1,006	6,569
	SPAIN.....	20,188	248,390
	THAILAND.....	30,629	157,057
	UNITED KINGDOM OF GT BRITAIN.....	3,449	78,433
	VENEZUELA.....	510	12,167
8301406060	OTHER LOCKS OF BASE METAL, NESOI KG	88,329	406,873
	CANADA.....	653	21,250
	CHILE.....	1,762	11,859
	CHINA (TAIWAN).....	67,386	246,989
	CHINA, PEOPLE'S REP. (MAINLAND).....	4,506	31,979
	ITALY.....	2,478	29,997
	PHILIPPINES.....	10,527	54,131
	SPAIN.....	1,017	10,668
8301500000	CLASPS AND FRAMES W CLASPS, INC LOCKS, BASE METAL KG	1,770	12,291
	CHINA (TAIWAN).....	1,220	4,441
	SPAIN.....	550	7,850
8301600000	PARTS OF LOCKS, BASE METAL KG	7,601	83,242
	CHINA (TAIWAN).....	5,081	13,335
	CHINA, PEOPLE'S REP. (MAINLAND).....	852	3,529
	HONG KONG.....	1,142	66,800
	SPAIN.....	528	9,578
8301700000	KEYS PRESENTED SEPARATELY KG	1,728	12,451
	CHINA, PEOPLE'S REP. (MAINLAND).....	1,728	12,451
8302103000	HINGES AND PARTS FOR MOTR VEHCLS IR/ST, ALUM, ZINC KG	14,885	178,858
	CHINA (TAIWAN).....	4,653	23,957
	GERMANY.....	140	5,629
	REPUBLIC OF KOREA.....	9,757	146,036
	UNITED KINGDOM OF GT BRITAIN.....	135	3,236
8302106030	HINGES AND PARTS FR DOORS, IRN/STL, ALUM OR ZINC KG	208,757	613,880
	CANADA.....	6,160	8,300
	CHINA (TAIWAN).....	22,889	104,237
	CHINA, PEOPLE'S REP. (MAINLAND).....	172,877	440,398
	HONG KONG.....	6,237	47,902
	SPAIN.....	584	12,843
8302106060	HINGES AND PARTS FOR FURN, CABINETS IR/ST, AL, ZN KG	134,403	442,065
	CHINA (TAIWAN).....	4,049	16,329
	CHINA, PEOPLE'S REP. (MAINLAND).....	43,362	135,532
	HONG KONG.....	2,710	24,009
	ITALY.....	80,958	243,237
	JAPAN.....	3,324	22,958
8302106090	HINGES AND PARTS NESOI OF IRN/STL, ALUM OR ZINC KG	94,222	184,060
	CHINA (TAIWAN).....	9,801	30,631
	CHINA, PEOPLE'S REP. (MAINLAND).....	80,498	127,200
	JAPAN.....	3,923	26,229
8302109030	HNGS A PTS F DOORS BM NESOI NT AL IOS OR ZINC KG	141,590	721,944
	ARGENTINA.....	720	22,758
	CHINA (TAIWAN).....	3,528	15,798
	CHINA, PEOPLE'S REP. (MAINLAND).....	115,071	520,404
	HONG KONG.....	20,687	138,749
	SPAIN.....	1,584	24,235
8302109060	HINGES A PTS FR FURN A CABS BM NESOI NOT IOS AL OR KG	74,410	188,417
	CHILE.....	200	4,708
	CHINA, PEOPLE'S REP. (MAINLAND).....	72,151	151,145
	HONG KONG.....	1,360	10,149
	ITALY.....	699	2,415

TABLE 2 - IMPORTS INTO PUERTO RICO FROM FOREIGN COUNTRIES
BY COMMODITY AND COUNTRY OF ORIGIN-FISCAL YEAR 1999

COMM-CODE	COMMODITY, COUNTRY AND UNIT OF QUANTITY	QUANTITY	VALUE-\$
8302109090	HINGES A PTS, BS MTL NESOI NT F DRS FURN OR CABNTS KG	91,898	268,608
	AUSTRIA.....	2,182	17,709
	CHILE.....	199	5,492
	CHINA, PEOPLE'S REP. (MAINLAND).....	78,286	196,351
	DOMINICAN REPUBLIC.....	515	2,317
	GERMANY.....	747	6,400
	HONG KONG.....	5,471	30,710
	INDIA.....	4,489	7,629
8302200000	CASTORS, AND PARTS THEREOF, OF BASE METAL KG	129,085	221,175
	CHINA (TAIWAN).....	19,470	66,373
	CHINA, PEOPLE'S REP. (MAINLAND).....	99,638	111,162
	GERMANY.....	8,909	26,310
	JAPAN.....	235	3,950
	SPAIN.....	1,813	13,380
8302303060	OTH MNTNGS FTTNGS ETC, MOTOR VEH, IOS ZN AL PARTS KG	106	2,230
	JAPAN.....	106	2,230
8302308000	OTH MOUNTNGS, FTTNGS ETC NES FOR MOTR VEH BS METAL KG	109,754	855,619
	CHINA (TAIWAN).....	70,544	617,931
	JAPAN.....	221	4,754
	REPUBLIC OF KOREA.....	3,141	29,242
	THAILAND.....	35,848	203,692
8302413000	DOOR CLSRS (EXC ATMTC) A PTS, BS MTL, FOR BUILDING KG	23,937	121,714
	CHINA (TAIWAN).....	8,850	58,261
	CHINA, PEOPLE'S REP. (MAINLAND).....	5,560	28,036
	HONG KONG.....	2,154	10,055
	REPUBLIC OF KOREA.....	7,373	27,362
8302416015	DOORSTOPS PLS KNCKRS CHNS KCKPL ESC IR ST AL OR ZN KG	34,395	230,749
	CHILE.....	229	6,928
	CHINA (TAIWAN).....	16,757	82,505
	CHINA, PEOPLE'S REP. (MAINLAND).....	2,774	13,961
	SPAIN.....	14,635	127,355
8302416045	DOOR HARDWARE NESOI, IRON, STEEL, ALUMINUM OR ZINC KG	18,572	115,747
	CHINA (TAIWAN).....	7,732	68,825
	CHINA, PEOPLE'S REP. (MAINLAND).....	10,840	47,122
8302416060	HDWR FOR CURTAINS DRAPRS A SHADES, IR/ST AL OR ZN KG	2,060	15,038
	CHINA (TAIWAN).....	2,060	15,038
8302416080	OTHR MOUNTINGS/FITTINGS/ETC IRON, STEEL, ALUMIN, ZINC KG	45,762	146,456
	CHINA (TAIWAN).....	18,895	90,174
	CHINA, PEOPLE'S REP. (MAINLAND).....	26,392	54,241
	MEXICO.....	475	2,041
8302419015	DOORSTOPS PLS KNCKRS CHNS KCKPL ESCUT BS MTL NESOI KG	3,803	34,702
	CHILE.....	337	7,433
	CHINA (TAIWAN).....	2,462	17,471
	CHINA, PEOPLE'S REP. (MAINLAND).....	712	5,018
	REPUBLIC OF KOREA.....	92	4,780
8302419045	DOOR HARDWARE NESOI, BASE METAL EXC IR ST AL OR ZN KG	14,377	151,830
	CHINA (TAIWAN).....	2,071	24,073
	CHINA, PEOPLE'S REP. (MAINLAND).....	1,620	14,260
	INDIA.....	7,492	77,725
	ITALY.....	1,281	10,215
	SPAIN.....	1,913	25,557
8302419080	OTHER MOUNTINGS ETC FOR BLDGS NESOI BAS METL NESOI KG	24,605	69,303
	CHINA (TAIWAN).....	13,401	60,275
	CHINA, PEOPLE'S REP. (MAINLAND).....	11,204	9,028
8302423015	DRAWER SLIDES FOR FURNITURE; OF IOS ALUMINUM ZINC KG	74,064	125,049
	CANADA.....	4,878	13,975
	CHINA, PEOPLE'S REP. (MAINLAND).....	30,821	36,613
	ITALY.....	38,365	74,461
8302423065	OTH MOUNTNGS FITTINGS FOR FURNITURE; OF IOS ZN AL KG	3,696	32,910
	CHINA, PEOPLE'S REP. (MAINLAND).....	1,616	6,000
	ITALY.....	1,061	4,505
	SPAIN.....	1,019	22,405
8302426000	OTH MNTGS ETC FR FURNITR NESOI OF BS MTL NESOI KG	3,420	31,986
	HONG KONG.....	2,988	23,990
	SPAIN.....	432	7,996
8302494000	HARNESS SADDLRY HDWR, PARTS, NT PREC METL PLATED KG	794	13,745
	COLOMBIA.....	794	13,745
8302496085	OTH MNTNGS FTTNGS ETC NESOI IOS ZN ALUM, PTS THERF KG	4,680	17,070
	CHINA (TAIWAN).....	4,067	11,362
	UNITED KINGDOM OF GT BRITAIN.....	613	5,708

TABLE 2 - IMPORTS INTO PUERTO RICO FROM FOREIGN COUNTRIES
BY COMMODITY AND COUNTRY OF ORIGIN-FISCAL YEAR 1989

COMM-CODE	COMMODITY, COUNTRY AND UNIT OF QUANTITY	QUANTITY	VALUE-\$
8302498090	OTH MOUNTNGS FTNGS ETC NES BS METL EXC IOS AL ZN KG	19,185	120,911
	AUSTRIA.....	54	2,078
	CHILE.....	1,782	66,538
	CHINA (TAIWAN).....	753	5,047
	CHINA, PEOPLE'S REP. (MAINLAND).....	4,435	31,683
	MALAYSIA.....	12,141	15,555
8302500000	HAT-RACKS HAT PEGS BRCKTS ETC PARTS, BASE METAL KG	69,520	210,023
	BRAZIL.....	20,415	53,697
	CHINA (TAIWAN).....	16,382	54,047
	CHINA, PEOPLE'S REP. (MAINLAND).....	14,112	78,882
	DOMINICAN REPUBLIC.....	1,044	2,251
	UNITED KINGDOM OF GT BRITAIN.....	17,587	21,146
8302603000	AUTOMATIC DOOR CLOSERS OF BASE METAL KG	29,806	136,583
	CHINA (TAIWAN).....	22,128	106,142
	REPUBLIC OF KOREA.....	7,678	30,441
8302609000	PARTS OF AUTOMATIC DOOR CLOSERS, BASE METAL KG	185	2,284
	GERMANY.....	185	2,284
8303000000	SAFES, CASH OR DEED BOXES ETC A PRTS, BASE METAL KG	380	2,390
	COSTA RICA.....	380	2,390
8304000000	OFFICE AND DESK EQUIP A PRTS, OF BASE METAL KG	1,942	26,838
	CHINA (TAIWAN).....	370	4,368
	CHINA, PEOPLE'S REP. (MAINLAND).....	884	3,512
	CYPRUS.....	225	6,885
	UNITED KINGDOM OF GT BRITAIN.....	463	12,073
8305100010	RING BINDER MECHANISMS FOR LOOSELEAF BNDRS, BS METL KG	2,186	34,792
	GERMANY.....	2,186	34,792
8305100050	FITTINGS FOR LOOSELEAF BINDERS, FILES NESOI BS MTL KG	10,250	16,863
	CHINA, PEOPLE'S REP. (MAINLAND).....	10,250	16,863
8305903010	PAPER CLIPS AND PARTS, WHOLLY OF WIRE, BASE METAL KG	9,903	20,266
	CHINA, PEOPLE'S REP. (MAINLAND).....	9,903	20,266
8305903050	PAPER CLIPS AND PARTS, NESOI, OF BASE METAL KG	28,295	61,831
	CHINA, PEOPLE'S REP. (MAINLAND).....	28,295	61,831
8305906000	OTH BASE METAL OFFICE SUPPLY ARTICLS, PARTS, NESOI KG	32,851	61,926
	CHINA, PEOPLE'S REP. (MAINLAND).....	2,740	4,874
	MEXICO.....	2,046	4,147
	VENEZUELA.....	28,065	72,905
8306100000	BELLS, GONGS AND THE LIKE, AND PARTS, BASE METAL KG	8,137	65,741
	CHINA (TAIWAN).....	2,274	8,742
	CHINA, PEOPLE'S REP. (MAINLAND).....	678	3,960
	INDIA.....	4,883	44,795
	SPAIN.....	302	8,244
8306210000	STATUETTES A OTH ORNAMNTS A PRTS PLTD W PREC METAL KG	2,418	25,083
	ITALY.....	1,870	19,541
	MEXICO.....	512	2,976
	SPAIN.....	36	2,586
8306290000	STATUETTES A OTH ORNMNTS A PRTS, BS METL NT PM PLT KG	551,481	899,570
	CANADA.....	1,585	22,699
	CHINA (TAIWAN).....	40,914	41,864
	CHINA, PEOPLE'S REP. (MAINLAND).....	442,324	440,762
	COLOMBIA.....	438	2,138
	EL SALVADOR.....	2,565	66,143
	HAITI.....	6,381	20,515
	INDIA.....	535	4,037
	ITALY.....	3,270	10,926
	MEXICO.....	8,879	23,308
	NETHERLANDS.....	3,146	27,532
	SPAIN.....	20,871	26,900
	VENEZUELA.....	20,573	212,746
8306300000	PHOTO, PCTR A SIM FRAMES, MIRRORS, PRTS, BASE METL KG	22,547	113,200
	CHINA (TAIWAN).....	2,975	26,796
	CHINA, PEOPLE'S REP. (MAINLAND).....	6,438	39,790
	HONG KONG.....	3,855	11,007
	MEXICO.....	7,993	4,875
	SPAIN.....	1,488	30,732
8307103000	FLEXIBLE TUBING OF IRON OR STEEL, WITH FITTINGS KG	11,467	232,862
	NETHERLANDS.....	123	2,777
	UNITED KINGDOM OF GT BRITAIN.....	11,344	230,085
8307106000	FLEXIBLE TUBING, IRON OR STEEL, WITH OUT FITTINGS KG	10,218	57,039
	CANADA.....	10,083	54,904
	UNITED KINGDOM OF GT BRITAIN.....	135	2,135

TABLE 2 - IMPORTS INTO PUERTO RICO FROM FOREIGN COUNTRIES
BY COMMODITY AND COUNTRY OF ORIGIN-FISCAL YEAR 1999

COMM-CODE	COMMODITY, COUNTRY AND UNIT OF QUANTITY	QUANTITY	VALUE-\$
8307906000	FLEXIBLE TUBING, BASE METL EX IOS, W/O FITTINGS KG	18,027	370,750
	UNITED KINGDOM OF GT BRITAIN.....	18,027	370,750
8308100000	HOOKS, EYES AND EYELETS, OF BASE METAL KG	1,066	14,334
	CHINA, PEOPLE'S REP. (MAINLAND).....	791	10,513
	JAPAN.....	275	3,821
8308906000	BUCKLES AND BUCKLE CLASPS A PARTS, BASE METAL KG	17,534	202,445
	CANADA.....	8,965	12,548
	CHINA (TAIWAN).....	8,188	184,155
	MEXICO.....	371	5,744
8308908000	CLASPS ETC OF BASE METAL NESOI FOR CLOTHING ETC KG	22,738	475,145
	CHINA (TAIWAN).....	18,441	387,474
	CHINA, PEOPLE'S REP. (MAINLAND).....	1,753	23,496
	GERMANY.....	249	10,780
	HONG KONG.....	1,293	53,395
8309100000	CROWN CORKS INC SEALS AND CAPS, A PRTS, BASE METAL KG	18,486	91,904
	ARGENTINA.....	2,133	15,336
	BELGIUM.....	10,449	51,596
	ITALY.....	2,525	5,638
	SPAIN.....	3,379	19,334
8309900000	STOPPERS, CAPS, LIDS, SEALS ETC NES, PRTS, BS METL KG	193,943	442,478
	CANADA.....	10,667	88,650
	DOMINICAN REPUBLIC.....	170,418	145,021
	FRANCE.....	9,840	156,648
	GERMANY.....	1,227	23,932
	ITALY.....	550	6,125
	UNITED KINGDOM OF GT BRITAIN.....	791	19,582
	VENEZUELA.....	450	2,520
8310000000	SGN PLTS NOS A SMBLs ET BM EXCPT OF HDG 9405 KG	20,925	455,959
	CHINA (TAIWAN).....	12,938	257,185
	EL SALVADOR.....	291	7,505
	FRANCE.....	1,783	89,409
	ITALY.....	2,181	18,094
	JAPAN.....	2,057	55,669
	SWEDEN.....	1,675	28,097
8311100000	COATED ELECTRODES, BASE METAL, FOR ELEC ARC-WELDNG KG	483,449	918,633
	ARGENTINA.....	206,450	205,821
	AUSTRALIAN ISLANDS.....	442	19,926
	CHINA (TAIWAN).....	22,929	51,207
	CHINA, PEOPLE'S REP. (MAINLAND).....	74,000	43,792
	DOMINICAN REPUBLIC.....	6,437	5,716
	MEXICO.....	49,022	77,429
	NETHERLANDS.....	508	2,798
	REPUBLIC OF KOREA.....	67,266	54,586
	SPAIN.....	36,908	53,242
	SWEDEN.....	19,487	404,116
8311200000	CORED WIRE OF BASE METAL, FOR ELECTRIC ARC-WELDING KG	8,491	246,132
	SWEDEN.....	8,491	246,132
8311303000	LEAD-TIN SOLDERS (COATED RODS AND CORED WIRE) KG	1,386	31,708
	BELGIUM.....	1,386	31,708
8311306000	COATED RODS A CORED WIRE, BS METL, NES FR SOLDRE ET KG	10,859	7,092
	DOMINICAN REPUBLIC.....	10,859	7,092
8311900000	WIRE ETC CTD/CRD W FLUX FR WLD ETC A PRTS NESOI KG	1,371	17,155
	MEXICO.....	1,371	17,155
	MACHINERY AND MECHANICAL APPLIANCES; ELECTRICAL EQUIPMENT; PARTS THEREOF; SOUND RECORDERS AND REPRODUCERS, TELEVISION IMAGE AND SOUND RECORDER, AND REPRODUCERS, AND PARTS AND ACCESSORIES OF SUCH ARTICLES..... TOTAL		780,218,996
	NUCLEAR REACTORS, BOILERS, MACHINERY AND MECHANICAL APPLIANCES; PARTS THEREOF..... TOTAL		305,653,723
8402110000	WATERTUBE BOILERS STEAM PRODUCTION EXC 45 T PER HR T	1,321	2,858,994
	ITALY.....	1,321	2,858,994
8402900090	PTS FOR STEAM, VAPOR GENERATING, SUPER-HEAT WTR BLRS X		5,483,477
	ITALY.....		5,373,677

TABLE 2 - IMPORTS INTO PUERTO RICO FROM FOREIGN COUNTRIES
BY COMMODITY AND COUNTRY OF ORIGIN-FISCAL YEAR 1989

COMM-CODE	COMMODITY, COUNTRY AND UNIT OF QUANTITY	QUANTITY	VALUE-\$
	MEXICO.....		109,800
8403900000	PARTS FOR CENTRAL HEATING BOILERS.....X		2,279
	UNITED KINGDOM OF GT BRITAIN.....		2,279
8404900000	PARTS FOR AUX PLT FOR BLRS,COND FOR STM,VPR PR UNT.....X		137,104
	UNITED KINGDOM OF GT BRITAIN.....		137,104
8405100000	PRODUCER GAS,WTR GAS,ACETYLENE GAS,WTR PRO GAS GEN.....X		18,921
	MEXICO.....		18,921
8406811070	STM TURBS, EXC MARINE PROP, NSOEI, EXCEEDING 40MW.....NO	1	44,900
	JAPAN.....	1	44,900
8406821020	STATNRY. STEAM TURBINES,EXC MARINE PROP,> 7,480 KW.....NO	2	5,604,882
	ITALY.....	2	5,604,882
8406904580	PARTS OF STEAM TURBINES, NESOI.....X		2,537,944
	ITALY.....		2,537,944
8407210040	SPK-IGN REC OR ROT INT COM PST ENG, MARINE, OUTBRD.....NO	15	38,341
	JAPAN.....	15	38,341
8407210080	SPK-IGN INT COM PST ENG, MARINE, OUTBRD, >=22.38kW.....NO	669	2,121,842
	FRANCE.....	5	3,620
	JAPAN.....	664	2,118,222
8407322080	SP-IG REC PST ENG, F RD TR, BUS, AUTO, TRUCK, NEW.....NO	14	7,864
	AUSTRIA.....	5	5,029
	ITALY.....	9	2,835
8407341400	SP-IG REC PST ENG,RD TR,BUS,AUTO,TRKS,<2000CC,USED.....NO	2,850	642,625
	JAPAN.....	2,850	642,625
8407342500	SP-IG REC PST ENG,FR PROP VEH CH87,NESOI, <2,000CC.....NO	1	4,250
	JAPAN.....	1	4,250
8407344400	SP-IG REC PST ENG,RD TR,BUS,AUTO,TRKS,>2000CC,USED.....NO	32	7,073
	JAPAN.....	32	7,073
8407344800	SP-IG REC PST ENG, RD TR,BUS,AUTO,TRKS,>2000CC,NEW.....NO	3	8,288
	GERMANY.....	1	4,796
	JAPAN.....	2	3,492
8407909060	SP-IG INT COMB PST ENG, NESOI, 4478>N/E 18.65 KW.....NO	85	32,496
	JAPAN.....	85	32,496
8408100005	COMP-IGNITION PISTON ENG, MARINE PROP,N/EXC111.9KW.....NO	2	8,454
	JAPAN.....	2	8,454
8408100015	COMP-IGNI PST ENG,MARINE,EXC111.9KW N/EXC 149.2 KW.....NO	1	3,843
	JAPAN.....	1	3,843
8408100020	COMP-IGNI PST ENG,MARINE,EXC149.2KW,NOT EXC223.8KW.....NO	7	70,059
	JAPAN.....	7	70,059
8408100030	COMP-IGNI PST ENG,MARINE,EXC223.8KW,NOT EXC 373 KW.....NO	2	37,014
	JAPAN.....	2	37,014
8408202000	COMP-IGN ENG FR PROP VEH CH87,RD TR,BUS,AUTO,TRUCK.....NO	620	349,011
	ISRAEL.....	1	2,068
	JAPAN.....	619	348,945
8408209000	COMP-IG INT COMB PST ENG FR PROP OF VEH CH87, NESO.....NO	1	3,000
	JAPAN.....	1	3,000
8408909010	COMP-IGN INT COMB PST ENG, NESOI, NOT EXC 149.2 KW.....NO	3,356	5,594,977
	ITALY.....	2	2,126
	JAPAN.....	3,314	5,352,239
	UNITED KINGDOM OF GT BRITAIN.....	40	240,612
8408909020	COMP-IGN INT COMB PST ENG,NESOI,EX149.2KW N/E373KW.....NO	19,870	32,261,392
	JAPAN.....	19,820	32,020,548
	UNITED KINGDOM OF GT BRITAIN.....	50	240,844
8408909030	COMP-IGN INT COMB PST ENG,NESOI,EXC373KW N/E 746KW.....NO	99	409,045
	UNITED KINGDOM OF GT BRITAIN.....	99	409,045
8409100080	PARTS FOR SP-IG OR COMP-IG FOR USE IN A/C EX CIVIL.....KG	600	4,000
	NETHERLANDS.....	600	4,000
8409911040	CAST-IRON PTS F SP-IG PST ENG F RD TR,BUS,AUTO,TRK.....KG	1,393	10,381
	VENEZUELA.....	1,393	10,381
8409913000	ALUMINUM CYLINDER HEADS,SPARK-IGN PIST ENG,FOR VEH.....NO	6	4,186
	GERMANY.....	6	4,186
8409915080	PARTS FOR SP-IG PST ENG FOR RD TR,BUS,AUTO,TRUCKS.....KG	89,518	1,392,019
	AUSTRIA.....	28	3,087
	BRAZIL.....	6,790	297,771
	CHINA (TAIWAN).....	20,286	207,228
	FRANCE.....	135	7,753
	GERMANY.....	443	35,271
	JAPAN.....	52,738	685,566
	REPUBLIC OF KOREA.....	7,606	141,303
	SWEDEN.....	272	2,707
	UNITED KINGDOM OF GT BRITAIN.....	235	4,538

TABLE 2 - IMPORTS INTO PUERTO RICO FROM FOREIGN COUNTRIES
BY COMMODITY AND COUNTRY OF ORIGIN-FISCAL YEAR 1999

COMM-CODE	COMMODITY, COUNTRY AND UNIT OF QUANTITY	QUANTITY	VALUE-\$
	VENEZUELA.....	995	6,785
8409919290	PARTS FOR SP-IG PST ENG FOR MARINE PROPULSION KG	185	4,738
	CANADA.....	185	4,738
8409919990	PARTS, EXC CONN RODS, FOR SP-IG PST ENGINES, NESOI KG	29,350	302,299
	CHINA (TAIWAN).....	11,240	77,089
	DENMARK.....	4,037	32,305
	GERMANY.....	79	11,028
	ITALY.....	58	5,460
	JAPAN.....	2,735	65,068
	REPUBLIC OF KOREA.....	3,748	35,954
	SWEDEN.....	4,825	55,865
	THAILAND.....	2,239	12,601
	UNITED KINGDOM OF GT BRITAIN.....	591	6,931
8409999190	PARTS FR COMP-IG PST ENG FR RD TR,BUS,AUTO,TRUCKS KG	845	56,907
	BRAZIL.....	168	11,250
	CHINA (TAIWAN).....	433	5,389
	GERMANY.....	207	38,174
	UNITED KINGDOM OF GT BRITAIN.....	37	2,094
8409999990	PARTS FOR COMP-IG INT COMB PST ENGINES, NESOI KG	14,000	321,867
	DENMARK.....	5,708	97,798
	GERMANY.....	1,580	88,504
	SWEDEN.....	6,524	123,054
	UNITED KINGDOM OF GT BRITAIN.....	188	2,511
8411999060	PARTS OF NONAIRCRAFT GAS TURBINES, NESOI X		441,793
	JAPAN.....		419,735
	MEXICO.....		14,500
	SWITZERLAND.....		7,558
8412298075	HYDRAULIC POWER ENGINES AND MOTORS, NESOI NO	3	7,142
	GERMANY.....	3	7,142
8412390080	PNEUMATIC POWER ENGINES AND MOTORS, NESOI NO	134	26,049
	SWEDEN.....	37	12,046
	UNITED KINGDOM OF GT BRITAIN.....	97	14,003
8412909005	PARTS OF LINEAR ACTING HYDRAULIC POWER ENG & MTR X		8,008
	GERMANY.....		8,008
8413190000	PUMPS FITTED WITH MEASURING DEVICE, NESOI NO	1,958,614	931,549
	CHINA (TAIWAN).....	14	2,532
	FRANCE.....	1,849,600	850,955
	JAPAN.....	110,000	78,062
8413200000	HAND PUMPS,EXC PUMPS FITTED WITH MEASURING DEVICES NO	12,840	34,338
	COLOMBIA.....	300	11,300
	GERMANY.....	12,520	3,741
	SPAIN.....	20	19,295
8413309030	FUEL PUMPS, EXC FUEL-INJECT, FOR INTRL COMB PST EG NO	3,288	98,029
	JAPAN.....	1,283	39,980
	REPUBLIC OF KOREA.....	1,905	55,808
	SWEDEN.....	100	2,241
8413309060	LUBRICATING PUMPS FOR INTERNAL COMBUSTION PST ENGS NO	6,539	200,591
	CHINA (TAIWAN).....	2,037	38,994
	ITALY.....	1	5,728
	JAPAN.....	2,839	84,239
	REPUBLIC OF KOREA.....	1,662	71,632
8413309090	COOLING MEDIUM PUMPS FOR INTERNAL COMB PISTON ENGS NO	64,715	867,902
	CANADA.....	6	10,410
	CHINA (TAIWAN).....	1,920	22,805
	ITALY.....	7,742	148,128
	JAPAN.....	54,131	643,610
	REPUBLIC OF KOREA.....	455	22,635
	SWEDEN.....	261	12,054
	VENEZUELA.....	200	8,260
8413400000	CONCRETE PUMPS NO	6	427,319
	FRANCE.....	3	214,319
	MEXICO.....	2	21,500
	REPUBLIC OF KOREA.....	1	191,500
8413500080	HYDRAULIC FLUID POWER PUMPS, NESOI NO	1	4,501
	SWITZERLAND.....	1	4,501
8413500090	RECIPROCATING POSITIVE DISPLACEMENT PUMPS, NESOI NO	4	4,596
	FRANCE.....	4	4,596
8413600040	HYDRAULIC FLUID POWER PUMPS, ROTARY POSITIVE,NESOI NO	1	9,957
	ITALY.....	1	9,957
8413600090	ROTARY POSITIVE DISPLACEMENT PUMPS, NESOI NO	8	61,249

TABLE 2 - IMPORTS INTO PUERTO RICO FROM FOREIGN COUNTRIES
BY COMMODITY AND COUNTRY OF ORIGIN-FISCAL YEAR 1999

COMM-CODE	COMMODITY, COUNTRY AND UNIT OF QUANTITY	QUANTITY	VALUE-\$
	CANADA.....	1	13,784
	MEXICO.....	4	45,416
	UNITED KINGDOM OF GT BRITAIN.....	1	2,049
8413702015	CENT PMP LIQ,SING-STG,SING-SUC,CLOS-COUP,OV 5.08CM NO	4	25,310
	SWEDEN.....	4	25,310
8413702040	CENT PUMPS FOR LIQUIDS MULTI-STAG,SING OR DOUB-SUC NO	7	15,165
	GERMANY.....	4	8,566
	SWITZERLAND.....	3	6,599
8413702090	CENTRIFUGAL PUMPS FOR LIQUIDS, NESOI NO	2	17,740
	GERMANY.....	1	13,710
	MEXICO.....	1	4,030
8413810030	HOUSEHOLD WATER SYST,SELF-CONTAIN; WINDMILL PUMPS NO	1,882	78,721
	ITALY.....	1,882	78,471
	PANAMA.....	100	2,250
8413810040	PUMPS FOR LIQUIDS, NESOI NO	4,615	393,479
	CANADA.....	22	10,306
	CHINA (TAIWAN).....	120	4,880
	CHINA,PEOPLE'S REP.(MAINLAND).....	30	40,933
	DENMARK.....	6	26,250
	FRANCE.....	300	28,028
	GERMANY.....	5	42,584
	ITALY.....	4,114	192,840
	JAPAN.....	8	13,726
	MEXICO.....	10	33,832
8413911000	PARTS OF FUEL-INJECTION PUMPS FOR COMP-IGNIT PUMPS X		2,657
	CHINA (TAIWAN).....		2,657
8413919010	PARTS,FUEL,LUBRIC OR COOL MED PUMPS,EXC FUEL-INJET X		218,341
	CHINA (TAIWAN).....		6,400
	INDIA.....		3,262
	ITALY.....		21,563
	JAPAN.....		187,116
8413919050	PARTS OF HYDRAULIC FLUID POWER PUMPS X		2,731
	NORWAY.....		2,731
8413919080	PARTS OF PUMPS FOR LIQUIDS, NESOI X		1,054,732
	CHINA (TAIWAN).....		19,849
	FRANCE.....		328,893
	ITALY.....		96,854
	JAPAN.....		15,362
	MEXICO.....		499,688
	NETHERLANDS.....		78,738
	SWEDEN.....		2,693
	UNITED KINGDOM OF GT BRITAIN.....		12,655
8414100000	VACUUM PUMPS NO	847	28,840
	CANADA.....	1	4,115
	CHINA (TAIWAN).....	840	2,100
	FINLAND.....	3	9,356
	ITALY.....	3	13,269
8414200000	HAND- OR FOOT-OPERATED AIR PUMPS NO	41,453	49,379
	CHINA (TAIWAN).....	19,208	29,657
	CHINA,PEOPLE'S REP.(MAINLAND).....	2,640	6,202
	FRANCE.....	19,605	13,520
8414304000	COMPRESSORS, REFRIG AND AIR-COND, NOT EXC 1/4 HP NO	694	37,593
	BRAZIL.....	664	35,538
	MEXICO.....	30	2,055
8414308010	COMPRESSORS, REFRIG & AIR COND, SCREW TYP,NVE 200H NO	818	136,275
	BRAZIL.....	128	7,664
	JAPAN.....	125	20,896
	MALAYSIA.....	65	8,140
	REPUBLIC OF KOREA.....	501	99,576
8414308030	COMPRESSORS, REFRIG & AIR COND, FOR MOTOR VEHICLES NO	707	147,533
	JAPAN.....	687	143,078
	REPUBLIC OF KOREA.....	20	4,455
8414400000	AIR COMPRESSORS MOUNT ON WHEEL CHASSIS FOR TOWING NO	5	32,556
	BELGIUM.....	5	32,556
8414510030	CEILING FANS,PERM INST,SLF-CONT ELEC MTR < 125W NO	28,982	665,298
	CHINA (TAIWAN).....	1,408	52,457
	CHINA,PEOPLE'S REP.(MAINLAND).....	24,729	457,164
	HONG KONG.....	2,750	127,785
	THAILAND.....	95	27,892
8414510060	FANS,EXC CEILING,PERM INST,SLF-CONT ELEC MTR<125 W NO	13,768	293,998

TABLE 2 - IMPORTS INTO PUERTO RICO FROM FOREIGN COUNTRIES
BY COMMODITY AND COUNTRY OF ORIGIN-FISCAL YEAR 1999

COMM-CODE	COMMODITY, COUNTRY AND UNIT OF QUANTITY	QUANTITY	VALUE-\$
	CHINA (TAIWAN).....	9,853	67,716
	CHINA, PEOPLE'S REP. (MAINLAND).....	3,210	36,320
	MALAYSIA.....	150	8,513
	THAILAND.....	755	181,449
8414510090	FANS, NOT PERM INST, SLF-CONT ELEC MTR N/E 125 W NO	617,449	6,874,454
	BRAZIL.....	243	2,216
	CHINA (TAIWAN).....	84,887	805,324
	CHINA, PEOPLE'S REP. (MAINLAND).....	505,948	5,512,597
	HONG KONG.....	20,418	292,973
	JAPAN.....	143	12,333
	MALAYSIA.....	5,810	249,011
8414596040	FANS, NESOI, SUITABLE FOR USE WITH MOTOR VEHICLES NO	25,288	456,208
	CHINA (TAIWAN).....	18,296	287,792
	CHINA, PEOPLE'S REP. (MAINLAND).....	7,200	86,424
	JAPAN.....	942	37,791
	REPUBLIC OF KOREA.....	850	34,201
8414596095	FANS, NESOI NO	10,626	248,284
	CHINA (TAIWAN).....	7,300	101,767
	CHINA, PEOPLE'S REP. (MAINLAND).....	2,704	21,254
	ITALY.....	1	2,078
	NETHERLANDS.....	10	105,850
	REPUBLIC OF KOREA.....	141	12,945
	THAILAND.....	470	4,390
8414801505	AIR COMPRESSORS, STTNRY, RCPRTG, NOT EXCDNG 74.6 W NO	2	6,312
	CANADA.....	2	8,312
8414801555	AIR COMPRESSORS, RECIP, STATIONARY, EXCEEDING 74.6 KW NO	1	19,247
	BELGIUM.....	1	19,247
8414801575	AIR COMPRESSORS, ROTARY, STATIONARY, EXCEEDING 74.6 KW NO	17	490,283
	BELGIUM.....	16	484,771
	GERMANY.....	1	5,512
8414801585	AIR COMPRESSORS, PORTABLE, < 0.75 CUBIC METERS/MIN NO	4,020	20,004
	CHINA (TAIWAN).....	4,020	20,004
8414809000	AIR OR VACUUM PUMPS, NESOI NO	44	38,029
	COSTA RICA.....	40	2,188
	REPUBLIC OF KOREA.....	3	30,841
	VENEZUELA.....	1	5,000
8414901040	PTS OF FANS INC BLOWERS (OF SUBHEADING 8414.51.00) X		6,700
	CHINA, PEOPLE'S REP. (MAINLAND).....		6,700
8414901080	PTS OF FANS (BLOWERS) & VENT OR RECYCL HOODS, NESOI X		37,699
	CHINA, PEOPLE'S REP. (MAINLAND).....		7,000
	JAPAN.....		30,699
8414904040	PARTS OF COMPRESSORS, EXC HOUSINGS OF REF & A/COND X		41,495
	BELGIUM.....		41,495
8414904075	PTS OF COMPRESSORS, EXC COMPRESSOR HOUSINGS, NESOI X		6,006
	GERMANY.....		6,006
8414909080	PARTS OF AIR PUMPS, NESOI X		9,284
	CANADA.....		2,955
	UNITED KINGDOM OF GT BRITAIN.....		6,329
8415100040	AIR-CONDITIONERS, WIND/WALL, SELF-CONTAIN <2.93KW/HR NO	12,735	3,742,986
	BRAZIL.....	810	198,128
	CHINA, PEOPLE'S REP. (MAINLAND).....	1,818	331,579
	JAPAN.....	484	258,423
	MALAYSIA.....	905	232,257
	MEXICO.....	351	82,485
	PANAMA.....	1,588	563,786
	REPUBLIC OF KOREA.....	1,419	416,091
	SINGAPORE.....	3,220	925,620
	THAILAND.....	1,890	669,361
	TRINIDAD & TOBAGO.....	250	65,256
8415100060	AIR-COND, WIND/WALL, SELF-CONTAIN, 2.93KW/HR > 4.98KW NO	25,468	8,011,383
	BRAZIL.....	5,898	1,836,948
	CHINA, PEOPLE'S REP. (MAINLAND).....	1,596	580,886
	FRANCE.....	839	530,894
	HONG KONG.....	241	61,581
	JAPAN.....	160	89,484
	MALAYSIA.....	3,269	892,523
	MEXICO.....	1,117	276,700
	PANAMA.....	95	69,220
	REPUBLIC OF KOREA.....	4,406	1,202,414
	SINGAPORE.....	6,211	1,755,422

TABLE 2 - IMPORTS INTO PUERTO RICO FROM FOREIGN COUNTRIES
BY COMMODITY AND COUNTRY OF ORIGIN-FISCAL YEAR 1999

COMM-CODE	COMMODITY, COUNTRY AND UNIT OF QUANTITY	QUANTITY	VALUE-\$
	THAILAND.....	1,574	695,988
	TRINIDAD & TOBAGO.....	62	19,333
8415100080	AIR-COND,WIND/WALL,SELF-CONTAIN,4.98KW/HR OR > NO	2,295	676,788
	MALAYSIA.....	890	265,919
	MEXICO.....	53	27,332
	REPUBLIC OF KOREA.....	795	202,784
	SINGAPORE.....	440	144,901
	THAILAND.....	117	35,872
8415200000	AUTOMOTIVE AIR CONDITIONERS NO	7	2,395
	REPUBLIC OF KOREA.....	7	2,395
8415810030	AIR-COND,INC REF & VAL FOR REV COOL/HEAT, EXC S-CO NO	30	12,172
	THAILAND.....	30	12,172
8415820005	AR-CND,SLF-CNTN,RMTE COND,EXC YR-RND < 17.58KW/HR NO	205	84,084
	THAILAND.....	205	84,084
8415820010	AR-CND,SLF-CNTN,RMTE COND, EXC YR-RND > 17.58KW/HR NO	318	151,110
	REPUBLIC OF KOREA.....	184	90,400
	SINGAPORE.....	134	60,710
8415820015	AR-CNDTNRS, YR-RND UNITS (HEAT/COOL) < 17.58KW/HR NO	108	27,334
	MALAYSIA.....	108	27,334
8415820020	AR-CNDTNRS, YR-RND UNITS (HEAT/COOL) > 17.58 KW/HR NO	10	6,547
	MALAYSIA.....	10	6,547
8415820030	ROOM FAN COIL UNITS FOR USE WITH WATER CHILLERS NO	8,864	3,369,489
	COLOMBIA.....	2	2,419
	JAPAN.....	250	62,000
	MALAYSIA.....	295	97,388
	THAILAND.....	8,024	3,126,685
	TRINIDAD & TOBAGO.....	293	81,007
8415820060	DEHUMIDIFIERS W/REFRIG,WATER REMOV >35 LITER, 24HR NO	1,505	361,128
	BRAZIL.....	40	7,800
	REPUBLIC OF KOREA.....	1,328	325,115
	THAILAND.....	139	28,213
8415820070	AIR COND MACH INCORPORATING A REFRIG UNIT, NESOI NO	8,245	2,453,072
	BRAZIL.....	246	48,430
	CHINA,PEOPLE'S REP.(MAINLAND).....	1,385	521,095
	HONG KONG.....	73	32,418
	KUWAIT.....	491	241,861
	REPUBLIC OF KOREA.....	5,940	1,576,968
	THAILAND.....	110	32,300
8415830050	CONDENSING UNIT NOT EXC 17.58 KW/HR (60000 BTU/HR) NO	155	30,860
	BRAZIL.....	26	7,163
	MALAYSIA.....	43	2,464
	TRINIDAD & TOBAGO.....	88	21,233
8415830090	AIR COND MACHS NOT INCORPORAT A REFRIG UNIT, NESOI NO	4,800	1,879,575
	CHINA,PEOPLE'S REP.(MAINLAND).....	1,808	662,685
	FRANCE.....	200	145,550
	MALAYSIA.....	316	73,995
	SINGAPORE.....	1,226	483,680
	THAILAND.....	1,252	513,665
8415904000	CHASSIS,CHASSIS BASES & OUTER CABINET,PRT OF A/CON NO	6,998	169,277
	ITALY.....	6,998	169,277
8415908025	AIR CONDITIONING EVAPORATOR COILS INC REF UNIT NO	3,540	724,284
	BRAZIL.....	1,773	532,376
	CHINA (TAIWAN).....	1,446	71,383
	MALAYSIA.....	312	92,036
	MEXICO.....	9	28,479
8415908045	PARTS OF AUTOMOTIVE AIR CONDITIONERS X		283,827
	CHINA (TAIWAN).....		93,310
	CHINA,PEOPLE'S REP.(MAINLAND).....		48,200
	JAPAN.....		120,044
	REPUBLIC OF KOREA.....		2,273
8415908085	PARTS OF AIR CONDITIONING MACHINES, NESOI X		2,722,858
	BRAZIL.....		47,435
	CHINA (TAIWAN).....		4,833
	CHINA,PEOPLE'S REP.(MAINLAND).....		94,861
	COLOMBIA.....		2,054
	FRANCE.....		217,395
	HONG KONG.....		2,336
	ITALY.....		132,905
	JAPAN.....		6,077
	MALAYSIA.....		100,145

TABLE 2 - IMPORTS INTO PUERTO RICO FROM FOREIGN COUNTRIES
BY COMMODITY AND COUNTRY OF ORIGIN-FISCAL YEAR 1999

COMM-CODE	COMMODITY, COUNTRY AND UNIT OF QUANTITY	QUANTITY	VALUE-\$
	MEXICO.....		20,618
	PANAMA.....		22,031
	REPUBLIC OF KOREA.....		10,322
	SINGAPORE.....		31,605
	THAILAND.....		1,985,517
	TRINIDAD & TOBAGO.....		4,362
	UNITED KINGDOM OF GT BRITAIN.....		40,362
8417200000	BAKERY OVENS, INCLUD BISCUIT OVENS, INDUST,NONELEC NO	4	21,625
	COSTA RICA.....	2	14,000
	FRANCE.....	2	7,625
8418100010	REFRIG-FREEZ COMB, SEP EXT DORS, COMP TYP,VOL<184L NO	730	86,304
	MEXICO.....	730	86,304
8418100020	REFRIG-FREEZ COMB,SEP EXT DRS,COMP,VOL184<269LITER NO	6,893	1,854,661
	MEXICO.....	6,893	1,854,661
8418100030	REFRIG-FREEZ COMB,SEP EXT DRS,COMP,VOL269<382LITER NO	71	20,268
	MEXICO.....	71	20,268
8418100040	REFRIG-FREEZ COMB,SEP EXT DRS, COMP,VOL382 LTS&> NO	276	77,695
	MEXICO.....	276	77,695
8418100090	REFRIG-FREEZ COMB, SEP EXT DOORS, EXC COMPRESS TYP NO	3,785	791,245
	INDIA.....	1,000	198,000
	MEXICO.....	2,785	593,245
8418210010	REFRIGERATORS, HOUSEHOLD, COMP TYP, VOL <184 LITER NO	114	20,190
	COSTA RICA.....	114	20,190
8418210020	REFRIG,HOUSEHOLD,COMP TYP,VOL 184 < 269 LITERS NO	10,907	2,458,390
	COSTA RICA.....	4,273	968,738
	MEXICO.....	5,317	1,216,707
	REPUBLIC OF KOREA.....	1,317	272,945
8418210030	REFRIG,HOUSEHOLD,COMP TYP,VOL 269 < 382 LITERS NO	4,177	1,029,908
	COSTA RICA.....	2,476	640,625
	MEXICO.....	1,701	389,283
8418290000	REFRIGERATORS, HOUSEHOLD TYPE, NESOI NO	602	150,229
	HUNGARY.....	30	5,034
	MEXICO.....	212	56,275
	REPUBLIC OF KOREA.....	360	88,920
8418300000	FREEZERS, CHEST TYPE, CAPACITY NOT EXC 900 LITERS NO	1,053	606,100
	AUSTRIA.....	1,053	606,100
8418500040	FREEZING DISPLAY COUNTERS, CABINETS, SHOWCASES NO	779	415,618
	DENMARK.....	473	199,343
	DOMINICAN REPUBLIC.....	11	5,657
	ITALY.....	36	9,700
	MEXICO.....	259	200,918
8418500080	REFRIGERATING DISPLAY COUNTERS, CABINETS,SHOWCASES NO	1,914	1,052,877
	CANADA.....	24	27,090
	DENMARK.....	250	92,822
	DOMINICAN REPUBLIC.....	450	218,222
	GUATEMALA.....	516	357,816
	ITALY.....	27	16,656
	MEXICO.....	540	295,063
	NETHERLANDS.....	7	5,108
	SWITZERLAND.....	100	40,000
8418610040	FINNED COIL COMPRESSION TYPE HEAT EXCHANGERS NO	125	5,770
	ISRAEL.....	125	5,770
8418610080	HEAT EXCHANGERS, COMPRESSION TYPE, NESOI NO	89	32,351
	DOMINICAN REPUBLIC.....	12	4,824
	IRELAND.....	77	27,527
8418690020	DRINKING WATER COOLERS, REFRIGERATED, SELF-CONTAIN NO	3,562	405,470
	BRAZIL.....	216	18,665
	CANADA.....	3,267	379,036
	MEXICO.....	78	7,769
8418690055	ABSORPTION LIQUID CHILLING UNITS NO	29	12,665
	NETHERLANDS.....	29	12,665
8418690095	REFRIG OR FREEZING EQUIP, EXCEPT HOUSEHOLD, NESOI NO	212	117,932
	DOMINICAN REPUBLIC.....	20	10,140
	HONG KONG.....	192	107,792
8418910000	FURNITURE DESIGNED TO RECREFRIG OR FREEZING EQUIP X		22,153
	SWEDEN.....		22,153
8418994000	PARTS OF REFRIG,FREEZERS,& OTHER REF,DOOR ASSEMBL X		35,193
	CANADA.....		24,000
	MEXICO.....		11,193
8418998050	PARTS OF REFRIG-FREEZ,SEP EXT DOOR & HOUSE REFRIG X		23,709

TABLE 2 - IMPORTS INTO PUERTO RICO FROM FOREIGN COUNTRIES
BY COMMODITY AND COUNTRY OF ORIGIN-FISCAL YEAR 1999

COMM-CODE	COMMODITY, COUNTRY AND UNIT OF QUANTITY	QUANTITY	VALUE-\$
	MEXICO.....		20,874
	THAILAND.....		3,095
841898060	PARTS, REFRIG, FREEZERS & OTHER REFRIG OR FREEZ EQUIP X		162,456
	CANADA.....		15,583
	CHINA, PEOPLE'S REP. (MAINLAND).....		51,700
	GUATEMALA.....		55,845
	IRELAND.....		12,645
	MEXICO.....		9,132
	NETHERLANDS.....		17,551
841920000	MEDICAL, SURGICAL OR LABORATORY STERILIZERS NO	8	961,150
	FINLAND.....	4	560,209
	ITALY.....	2	389,111
	JAPAN.....	1	7,030
	SWEDEN.....	1	4,800
841932500	DRYERS FOR PAPER PULP, PAPER OR PAPERBOARD NO	1	6,000
	JAPAN.....	1	6,000
841939008	DRYERS, TREATMENT OF MATERIALS, TEMP CHANGE, NESOI NO	9	344,842
	BELGIUM.....	2	9,824
	SPAIN.....	7	335,018
841940080	DIST OR RECTIF PLANT, TREAT MAT, TEMP CHANGE, NESOI NO	4	743,294
	CANADA.....	1	299,000
	FINLAND.....	1	128,850
	SPAIN.....	2	315,444
841950100	BRAZED ALUMINUM PLATE-FIN HEAT EXCHANGERS NO	2	229,307
	SWITZERLAND.....	2	229,307
841950500	HEAT EXCHANGE UNITS, NESOI NO	77	34,313
	GERMANY.....	2	31,500
	JAPAN.....	75	2,813
841960100	MACHINERY FOR LIQUEFYING AIR OR GAS, INCL BZ AL EX NO	1	15,000
	VENEZUELA.....	1	15,000
841960500	MACHINERY FOR LIQUEFYING AIR OR GAS, NESOI NO	1	9,200
	AUSTRALIAN ISLANDS.....	1	9,200
841981100	MICROWAVE OVENS FOR COOK OR HEAT FOOD, INDUSTRIAL NO	20	24,520
	JAPAN.....	20	24,520
841981508	IND COOK STOVE, RANGE, OVENS FOR COOK OR HEAT, NESOI NO	227	33,826
	BRAZIL.....	224	16,296
	CHILE.....	2	5,330
	COSTA RICA.....	1	12,000
841981904	IND MAC, EQUI, REST OR HOTEL USE, FOR HOT DRINK, FOOD NO	2,930	1,083,642
	BRAZIL.....	2,591	278,143
	FRANCE.....	8	18,308
	ITALY.....	201	178,491
	SWITZERLAND.....	130	608,700
841981908	IND MAC OR EQUIP FOR MAKE HOT DRINK, COOK, HEAT FOOD NO	2,462	202,643
	BRAZIL.....	321	79,122
	CHINA, PEOPLE'S REP. (MAINLAND).....	1,800	9,332
	ITALY.....	297	95,982
	SPAIN.....	44	18,207
841989908	IND MAC, PLANT, EQUIP, TREAT OF MATERL, TEMP CHG, NESOI NO	42	1,696,591
	CANADA.....	2	123,516
	GERMANY.....	10	1,404,445
	NETHERLANDS.....	30	168,630
841990300	PARTS OF HEAT EXCHANGE UNITS, INDUSTRIAL X		130,269
	BELGIUM.....		29,032
	CANADA.....		7,937
	GERMANY.....		93,300
841990504	PARTS OF MEDICAL, SURGICAL OR LABORATORY STERILIZE X		146,150
	FINLAND.....		65,104
	FRANCE.....		11,894
	GERMANY.....		19,533
	JAPAN.....		49,619
841990802	PARTS OF EQUIP FOR RESTAURANTS, ETC, TEMP CHANGE X		215,057
	BRAZIL.....		25,674
	CHINA (TAIWAN).....		78,161
	ITALY.....		27,978
	SPAIN.....		2,889
	SWITZERLAND.....		80,355
841990808	PARTS, MACH, PLANT EQUIP, TREAT MATERL, TEMP CHG, NESOI X		310,513
	GERMANY.....		174,048
	ISRAEL.....		34,989

TABLE 2 - IMPORTS INTO PUERTO RICO FROM FOREIGN COUNTRIES
BY COMMODITY AND COUNTRY OF ORIGIN-FISCAL YEAR 1999

COMM-CODE	COMMODITY, COUNTRY AND UNIT OF QUANTITY	QUANTITY	VALUE-\$
	ITALY.....		6,400
	SPAIN.....		62,528
	SWEDEN.....		16,947
	UNITED KINGDOM OF GT BRITAIN.....		15,601
8420109040	CALENDER OR OTHER ROLLING MACH FOR RUBBER,PLASTICS NO 5	5	320,000
	ITALY.....	5	320,000
8420109080	CALENDERING OR OTHER ROLLING MACHINES,EXC MTLs,GLS NO 96	96	598,300
	ITALY.....	96	598,300
8420919000	CYLINDERS, NESOI, FOR ROLLING MACHINES,EXC MTLs,GL NO 41	41	40,000
	ITALY.....	41	40,000
8420999000	PARTS OF CALEND, ROLL MACH, EXC METAL OR GLAS,NESO X		24,050
	VENEZUELA.....		24,050
8421210000	WATER FILTERING OR PURIFYING MACHINERY & APPARATUS NO 409,119	409,119	9,505,188
	AUSTRIA.....	1	6,623
	BRAZIL.....	1,688	88,387
	CANADA.....	47	30,197
	FRANCE.....	21	1,097,280
	GERMANY.....	1	2,862
	ISRAEL.....	406,250	8,125,000
	ITALY.....	3	120,225
	SPAIN.....	481	12,569
	UNITED KINGDOM OF GT BRITAIN.....	584	17,778
	VENEZUELA.....	35	4,307
8421230000	OIL OR FUEL FILTERS FOR INTERNAL COMBUSTION ENGINE X		926,523
	CANADA.....		2,022
	CHINA (TAIWAN).....		28,169
	ITALY.....		95,987
	JAPAN.....		613,985
	REPUBLIC OF KOREA.....		148,511
	SWEDEN.....		2,587
	UNITED KINGDOM OF GT BRITAIN.....		35,282
8421290065	FILTER OR PURIFY MACH & APPARATUS FOR LIQUID,NESOI NO 90,713,108	90,713,108	2,800,983
	IRELAND.....	900,000	75,600
	ITALY.....	3	4,082
	JAPAN.....	23,002	36,769
	NEW ZEALAND ISLANDS.....	103	8,590
	UNITED KINGDOM OF GT BRITAIN.....	89,790,000	2,675,932
8421310000	INTAKE AIR FILTERS FOR INTERNAL COMBUSTION ENGINES X		202,159
	CHINA (TAIWAN).....		103,740
	ITALY.....		2,885
	JAPAN.....		42,263
	REPUBLIC OF KOREA.....		49,610
	UNITED KINGDOM OF GT BRITAIN.....		3,661
8421394000	CATALYTIC CONVERTER FOR FILT OR PUR MAC FOR GASES NO 34	34	11,769
	JAPAN.....	34	11,769
8421398015	DUST COLLECTION AND AIR PURIFICATION EQUIP, NESOI X		1,272,427
	CANADA.....		7,352
	JAPAN.....		204,445
	UNITED KINGDOM OF GT BRITAIN.....		1,060,630
8421398090	FILTERING OR PURIFYING MACH & APPARATUS,GAS, NESOI X		5,395
	CHINA,PEOPLE'S REP.(MAINLAND).....		5,395
8421916000	PARTS OF CENTRIFUGES,INCL CENTRIFGAL DRYERS, NESOI X		20,500
	GERMANY.....		20,500
8421990040	PARTS OF FILTERING OR PURIFYING APPARATUS X		654,112
	BRAZIL.....		41,300
	CANADA.....		29,560
	FRANCE.....		283,760
	GERMANY.....		69,234
	IRELAND.....		91,450
	ISRAEL.....		10,000
	ITALY.....		47,197
	JAPAN.....		28,554
	SPAIN.....		2,499
	UNITED KINGDOM OF GT BRITAIN.....		52,558
8421990080	PARTS OF MACH & APPARAT,FILT,PURIFY,LIQ,GAS,NESOI X		1,251,848
	CHINA (TAIWAN).....		4,389
	FRANCE.....		282,580
	GERMANY.....		233,388
	ITALY.....		38,982
	JAPAN.....		5,744

TABLE 2 - IMPORTS INTO PUERTO RICO FROM FOREIGN COUNTRIES
BY COMMODITY AND COUNTRY OF ORIGIN-FISCAL YEAR 1999

COMM-CODE	COMMODITY, COUNTRY AND UNIT OF QUANTITY	QUANTITY	VALUE-\$
	SPAIN.....		17,083
	UNITED KINGDOM OF GT BRITAIN.....		669,682
8422190000	DISHWASHING MACHINES, EXCEPT HOUSEHOLD TYPE NO	1	10,128
	SWITZERLAND.....	1	10,128
8422200000	MACH FOR CLEAN OR DRY BOTTLES OR OTHER CONTAINERS NO	1	243,541
	FRANCE.....	1	243,541
8422309020	CONTAINER LABELING MACHINES NO	8	88,561
	CANADA.....	5	8,500
	UNITED KINGDOM OF GT BRITAIN.....	3	80,061
8422309030	VACUUM OR GAS PACKAGING MACHINES FOR FILLING NO	2	235,783
	ITALY.....	1	179,886
	UNITED KINGDOM OF GT BRITAIN.....	1	55,897
8422309040	MACH FOR FILL,WHETHER OR NOT CAPABLE OF OTHER OPER NO	10	1,634,055
	GERMANY.....	2	163,689
	IRELAND.....	1	24,138
	ITALY.....	2	743,378
	MEXICO.....	1	9,355
	NETHERLANDS.....	1	368,841
	UNITED KINGDOM OF GT BRITAIN.....	3	324,658
8422309060	MACH PERFORMING ONLY CAP, LID, SEAL, CLOSE, NESOI NO	2	137,551
	CANADA.....	1	9,743
	GERMANY.....	1	127,808
8422309080	MACHINES FOR OPENING, FILLING AND CLOSING BAGS NO	78	679,022
	DENMARK.....	45	10,002
	ITALY.....	1	637,000
	SPAIN.....	32	32,020
8422309090	MAC FR FIL,CLOSE,SEAL,CAP,LABEL,BOX,BAG OR CONTAIN NO	2,379	2,966,960
	CANADA.....	2	21,590
	CHINA (TAIWAN).....	1	3,880
	FRANCE.....	2	5,480
	GERMANY.....	6	334,397
	ITALY.....	2,362	1,937,244
	MEXICO.....	1	7,547
	SWEDEN.....	5	676,822
8422401090	MAC,PAC PIPE TOB,WRAP,CIG PACK&COMB CANDY CUT&WRAP NO	2	58,987
	UNITED KINGDOM OF GT BRITAIN.....	2	58,987
8422409040	STRAPPING MACHINES NO	5	6,038
	CHINA (TAIWAN).....	3	3,540
	REPUBLIC OF KOREA.....	2	2,498
8422409060	PACKING OR WRAPPING MACHINERY, NESOI NO	128	4,245,095
	ARGENTINA.....	1	157,000
	AUSTRIA.....	1	85,780
	BELGIUM.....	1	192,000
	CANADA.....	87	2,649
	FRANCE.....	1	32,000
	GERMANY.....	2	116,908
	IRELAND.....	4	43,000
	ITALY.....	23	2,550,047
	NETHERLANDS.....	7	1,059,804
	REPUBLIC OF KOREA.....	1	5,909
8422901000	PARTS OF CAN-SEALING MACHINES X		16,069
	GERMANY.....		3,455
	UNITED KINGDOM OF GT BRITAIN.....		12,614
8422902000	PTS,MAC PAC PIP TOB,WRAP CNDY,CIG,COM CNDY CUT&WRP X		14,663
	SWITZERLAND.....		14,663
8422909020	PTS OF MACH FR CLEAN,DRY BOTTLES OR OTH CONTAINERS X		7,547
	ITALY.....		7,547
8422909060	PARTS OF WRAPPING AND PACKAGING MACHINES, NESOI X		353,817
	GERMANY.....		156,496
	ITALY.....		126,330
	MEXICO.....		7,061
	NETHERLANDS.....		21,600
	SPAIN.....		3,584
	UNITED KINGDOM OF GT BRITAIN.....		38,746
8422909095	PTS OF MACH FOR FIL,CLSE,SEAL,CAP,LAB,BT,BGS,NESOK X		1,793,026
	CHINA (TAIWAN).....		38,161
	GERMANY.....		1,235,415
	ITALY.....		303,094
	JAPAN.....		4,235
	NETHERLANDS.....		135,017

TABLE 2 - IMPORTS INTO PUERTO RICO FROM FOREIGN COUNTRIES
BY COMMODITY AND COUNTRY OF ORIGIN-FISCAL YEAR 1989

COMM-CODE	COMMODITY, COUNTRY AND UNIT OF QUANTITY	QUANTITY	VALUE-\$
	SPAIN.....		25,983
	UNITED KINGDOM OF GT BRITAIN.....		51,121
8423100010	DIGITAL ELECTRONIC TYPE PERSONAL WEIGHING MACHINES NO 20	20	2,710
	REPUBLIC OF KOREA.....	20	2,710
8423100060	PERSONAL WEIGHING MACHINES, INC BABY & HHOLD NESOI NO 12,184	12,184	35,347
	CHINA,PEOPLE'S REP.(MAINLAND).....	12,184	35,347
8423300000	CONST-WGHT SCALES & DISCHRGING PREDET WGHTS IN BAG NO 1	1	34,090
	UNITED KINGDOM OF GT BRITAIN.....	1	34,090
8423810010	DIGITAL ELEC COUNT SCALES WEIGHT CAP NOT EXC 30 KG NO 400	400	3,384
	CHINA,PEOPLE'S REP.(MAINLAND).....	400	3,384
8423810040	DIGITAL ELEC SCALES, WGHT CAP NOT EXC 30 KG, NESOI NO 450	450	5,547
	COLOMBIA.....	450	5,547
8423820010	DIGITAL ELEC TYPE WEIGHING MACH,WGHT N/EXC 5,000KG NO 2	2	39,300
	UNITED KINGDOM OF GT BRITAIN.....	2	39,300
8423820050	WEIGHING MACH WGHT CAP EXC 30 NOT EXC 5000KG,NESOI NO 324	324	11,304
	COLOMBIA.....	324	11,304
8423890010	DIGITAL ELECTRONIC TYPE WEIGHING MACHINES, NESOI NO 2	2	40,541
	UNITED KINGDOM OF GT BRITAIN.....	2	40,541
8423890050	WEIGHING MACHINES, NESOI NO 18	18	31,897
	JAPAN.....	17	11,800
	MEXICO.....	1	19,997
8423900080	PARTS OF WEIGHING MACH EXC DIGITAL WEIGHT INDICAT X		11,788
	PANAMA.....		3,500
	REPUBLIC OF KOREA.....		2,288
	SWITZERLAND.....		6,000
8424201000	SIMPLE PISTON PUMP SPRAYS AND BELLOWES X		27,838
	ITALY.....		27,838
8424209000	SPRAY GUNS AND SIMILAR APPLIANCES, NESOI X		18,548
	MEXICO.....		8,356
	SPAIN.....		10,192
8424309000	STEAM AND SIMILAR JET PROJECTING MACHINES, NESOI X		2,208
	GERMANY.....		2,208
8424811000	SPRAYERS (EXC SLF-CONTAIN CAP NOV20LIT),AGRI HORT X		44,957
	BRAZIL.....		30,615
	DENMARK.....		14,342
8424819020	IRRIGATION EQUIP FOR AGRICULTURAL OR HORT, NESOI NO 9	9	191,344
	ITALY.....	9	191,344
8424819040	AGRICULT SPRAYERS SELF-CONTAINED CAPACITY <=20 LTR NO 650	650	23,750
	BRAZIL.....	600	21,000
	MEXICO.....	50	2,750
8424819090	AGRICULTURAL OR HORTICULTURAL SPRAY APPL, NESOI NO 17	17	28,850
	BRAZIL.....	17	28,850
8424897090	MECH APPLIANCES FOR PROJECT,DISPERSE,SPRAY, NESOI NO 5,748	5,748	17,855
	CHINA (TAIWAN).....	4,018	2,082
	GERMANY.....	20	6,752
	MEXICO.....	1,880	2,646
	UNITED KINGDOM OF GT BRITAIN.....	32	6,375
8424902000	PARTS OF SAND BLASTING MACHINES X		6,767
	ITALY.....		6,767
8424908085	PROJECT/DISPERSE/SPRAY MECH APPLIANCE PARTS, NESOI X		7,736
	MEXICO.....		2,951
	UNITED KINGDOM OF GT BRITAIN.....		4,785
8424909080	PTS OF PROJECT/DISPERSE/SPRAY MECH APPLIANCE,NESOI X		68,718
	BRAZIL.....		4,110
	CHINA (TAIWAN).....		61,167
	SPAIN.....		3,441
8425190000	PLY TAC&HOS,EXC SKIP,HOS FR RAIS VEH, N/POW EL MTR NO 111	111	50,077
	CANADA.....	109	27,729
	FRANCE.....	2	22,348
8425390000	WINCHES AND CAPSTANS NOT POWERED BY ELECTRIC MOTOR NO 1	1	21,170
	ITALY.....	1	21,170
8425420000	JACKS AND HOISTS,HYDRAULIC,EXC BLT-IN JACK SYSTEMS NO 2,511	2,511	409,198
	BRAZIL.....	1,334	47,831
	CANADA.....	48	4,462
	DENMARK.....	10	6,002
	GERMANY.....	1	25,056
	HONG KONG.....	1,089	18,783
	ITALY.....	2	75,574
	MEXICO.....	14	110,880
	SPAIN.....	12	112,825

TABLE 2 - IMPORTS INTO PUERTO RICO FROM FOREIGN COUNTRIES
BY COMMODITY AND COUNTRY OF ORIGIN-FISCAL YEAR 1999

COMM-CODE	COMMODITY, COUNTRY AND UNIT OF QUANTITY	QUANTITY	VALUE-\$
8425490000	UNITED KINGDOM OF GT BRITAIN.....	1	7,785
	JACKS, NESOI; HOISTS USED FOR RAISING VEHICLES NO	10,088	251,770
	CANADA.....	45	125,784
	CHINA (TAIWAN).....	3,388	18,352
	CHINA, PEOPLE'S REP. (MAINLAND).....	827	6,036
	DENMARK.....	18	6,997
	ITALY.....	6,003	54,040
	MEXICO.....	2	33,000
	NETHERLANDS.....	1	5,291
	REPUBLIC OF KOREA.....	4	2,270
8426110000	OVERHEAD TRAVELING CRANES ON FIXED SUPPORT NO	1	6,750
	NORWAY.....	1	6,750
8426120000	MOBILE LIFTING FRAMES ON TIRES & STRADDLE CARRIERS NO	2	688,000
	GERMANY.....	1	383,000
	ITALY.....	1	305,000
8426190000	OVHD TRV, TRNPT, GNT, BRDG, MOBL LFT FRM&TRD CAR, NESOI NO	7	2,314,690
	GERMANY.....	1	2,153,000
	ITALY.....	5	145,690
	NETHERLANDS.....	1	16,000
8426200000	TOWER CRANES NO	8	2,134,334
	FRANCE.....	1	18,127
	GERMANY.....	2	1,416,585
	ITALY.....	3	493,475
	SPAIN.....	1	156,147
	SWEDEN.....	1	50,000
8426410005	WORKS TRUCKS FITTED WITH A CRANE, SELF-PROPEL TIRE NO	4	548,641
	NETHERLANDS.....	1	68,000
	UNITED KINGDOM OF GT BRITAIN.....	3	480,641
8426490090	LIFTING MACHINERY SELF-PROPELLED, NESOI NO	124	1,891,449
	GERMANY.....	124	1,891,449
8426990000	LIFTING MACHINERY, NESOI NO	2	32,500
	CANADA.....	1	7,500
	SWEDEN.....	1	25,000
8427104000	RIDER-TYPE, SLF-PROPEL WKS TRKS PWR BY ELEC MTR NO	1	13,151
	REPUBLIC OF KOREA.....	1	13,151
8427109090	SELF-PROPEL WKS TRK TRUCK POWERED BY AN ELEC MOTO NO	2	22,450
	CANADA.....	1	17,450
	JAPAN.....	1	5,000
8427204000	RIDER-TYPE, OTHER SELF-PROPELLED TRUCKS NO	142	206,892
	NETHERLANDS.....	141	202,892
	VENEZUELA.....	1	4,000
8427208000	OTHER SELF-PROPELLED TRUCKS, OTHER THAN RIDER-TYPE NO	95	849,922
	CANADA.....	26	297,666
	GERMANY.....	37	65,761
	ISRAEL.....	1	12,000
	ITALY.....	1	21,381
	NETHERLANDS.....	8	89,728
	REPUBLIC OF KOREA.....	22	363,388
8427900000	FORK-LIFT AND WORKS TRUCKS, NESOI NO	10	128,390
	GERMANY.....	10	128,390
8428100000	PASS OR FREIGHT ELEVATOR EXC CONT ACT & SKIP HOIST NO	72	324,400
	CANADA.....	63	126,571
	REPUBLIC OF KOREA.....	9	197,829
8428200010	CONVEYORS, PNEUMATIC, NESOI NO	1	88,230
	CANADA.....	1	88,230
8428200050	ELEVATORS, PNEUMATIC, NESOI NO	1	54,381
	CANADA.....	1	54,381
8428208015	CONVEYORS, PNEUMATIC, NESOI NO	67	819,003
	AUSTRIA.....	2	5,782
	NETHERLANDS.....	16	789,815
	REPUBLIC OF KOREA.....	1	9,128
	VENEZUELA.....	48	14,280
8428330000	BELT TYPE CONT-ACTION ELEVATORS & CONVEYORS, NESOI NO	1,213	230,969
	AUSTRIA.....	1,201	180,405
	GERMANY.....	12	50,564
8428390000	CONTINUOUS-ACTION ELEVATORS & CONVEYORS, NESOI NO	4	72,325
	CANADA.....	1	4,249
	DENMARK.....	1	42,883
	DOMINICAN REPUBLIC.....	1	2,500
	PORTUGAL.....	1	22,693

TABLE 2 - IMPORTS INTO PUERTO RICO FROM FOREIGN COUNTRIES
BY COMMODITY AND COUNTRY OF ORIGIN-FISCAL YEAR 1999

COMM-CODE	COMMODITY, COUNTRY AND UNIT OF QUANTITY	QUANTITY	VALUE-\$
8428398000	CONT-ACT ELEV & CONVEY,FOR GOODS OR MATERLS, NESOI NO	109	33,972
	CANADA.....	109	33,972
8428400000	ESCALATORS AND MOVING WALKWAYS NO	2	85,600
	REPUBLIC OF KOREA.....	2	85,600
8428900010	INDUSTRIAL ROBOT,LIFTING,HANDLG,LOAD/UNLOAD,NESOI NO	2	432,476
	GERMANY.....	1	421,300
	JAPAN.....	1	11,176
8428900090	MACH FOR LIFTING,HANDLING,LOADING,UNLOADING,NESOI NO	153	6,397,677
	BELGIUM.....	1	6,316,195
	CHINA,PEOPLE'S REP.(MAINLAND).....	144	26,012
	GERMANY.....	8	37,992
	ITALY.....	2	17,478
8428908001	MACH OF A KIND USED IN CHARGE OR DISCHARG FURNACES NO	1	141,600
	GERMANY.....	1	141,600
8428908085	MACH FOR LIFTING,HANDLING,LOADING,UNLOADING,NESOI NO	5	133,724
	BELGIUM.....	1	39,664
	GERMANY.....	4	94,060
8429110010	BULLDOZERS & ANGLEDZERS,SELF-PROPEL,TRACK LAY,NEW NO	1	302,143
	BRAZIL.....	1	302,143
8429110090	BULLDOZERS & ANGLEDZERS,SELF-PROPEL,TRAK LAY,USED NO	2	114,673
	CANADA.....	1	54,673
	JAPAN.....	1	60,000
8429190010	BULLDOZERS AND ANGLEDZERS, SELF-PROPEL, NEW,NESOI NO	26	3,267,696
	AUSTRIA.....	14	1,249,688
	POLAND.....	12	2,017,998
8429190090	BULLDOZERS AND ANGLEDZERS,SELF-PROPEL,USED,NESOI NO	6	573,879
	GERMANY.....	6	573,879
8429200000	GRADERS AND LEVELERS, SELF-PROPELLED NO	1	117,857
	BRAZIL.....	1	117,857
8429400020	TAMPING MACHINES AND ROAD ROLLERS, VIBRATORY, NEW NO	244	2,143,879
	CANADA.....	39	159,093
	FRANCE.....	5	121,863
	GERMANY.....	192	1,442,323
	SWEDEN.....	8	420,600
8429400040	TAMPING MACHINES AND ROAD ROLLERS, NEW, NESOI NO	1	49,996
	BRAZIL.....	1	49,996
8429511005	INTEGR TRATOR SHOVL LOAD,REAR ENG MT, 2WHEEL DR,NE NO	1	64,690
	REPUBLIC OF KOREA.....	1	64,690
8429511015	TRACT SHOVL LDR,REAR ENG MT,4WH DR,CAP UND1.5M3,NEW NO	10	589,138
	REPUBLIC OF KOREA.....	7	414,239
	UNITED KINGDOM OF GT BRITAIN.....	3	174,899
8429511025	SHOVL LDR,REAR ENG MT,4WH DR,CAP1.5M3UNDER2.2M3,NEW NO	6	376,747
	COLOMBIA.....	1	95,000
	REPUBLIC OF KOREA.....	5	281,747
8429511030	SHOVL LDR,REAR ENG MT,4WH DR,CAP2.2M3UNDER2.9M3,NEW NO	1	51,408
	REPUBLIC OF KOREA.....	1	51,408
8429511035	SHOVL LDR,REAR ENG MT,4WH DR,CAP2.9M3UNDER3.8M3,NEW NO	2	221,388
	REPUBLIC OF KOREA.....	2	221,388
8429511040	SHOVL LDR,REAR ENG MT,4WH DR,CAP3.8M3UNDER5.2M3,NEW NO	2	215,582
	REPUBLIC OF KOREA.....	2	215,582
8429511060	FRONT-END SHOVEL LOADERS, WHEEL TYPE, NEW, NESOI NO	59	4,297,039
	POLAND.....	13	1,484,938
	REPUBLIC OF KOREA.....	46	2,812,101
8429511065	FRONT-END SHOVEL LOADERS, WHEEL TYP, USED OR REBLT NO	1	71,780
	GERMANY.....	1	71,780
8429515020	FRNT-END SHOVL LOAD, 44.7KW UNDER 67.1KW,NEW,NESOI NO	10	715,714
	JAPAN.....	10	715,714
8429515030	FRNT-END SHOVL LOAD, 67.1KW UNDER 93.2KW,NEW,NESOI NO	5	656,569
	FRANCE.....	5	656,569
8429515040	FRNT-END SHOVL LOAD,93.2KW UNDER1119.3KW,NEW,NESOI NO	8	1,230,201
	FRANCE.....	8	1,230,201
8429521010	EXCAVATORS WITH 360 REVOL SUPSTR,CRAWL MT,HYD,NEW NO	40	3,766,295
	JAPAN.....	29	2,672,841
	POLAND.....	10	1,073,104
	UNITED KINGDOM OF GT BRITAIN.....	1	20,350
8429521030	EXCAVAT WITH 360 REVOL SUPSTR,HYD,EXC CRAWL MT,NEW NO	1	35,275
	UNITED KINGDOM OF GT BRITAIN.....	1	35,275
8429521050	EXCAVATORS W/ 360 REVOL SUPERSTRUCTURE,USED,REBLT NO	9	551,000
	GERMANY.....	1	59,500
	JAPAN.....	8	491,500

**TABLE 2 - IMPORTS INTO PUERTO RICO FROM FOREIGN COUNTRIES
BY COMMODITY AND COUNTRY OF ORIGIN-FISCAL YEAR 1999**

COMM-CODE	COMMODITY, COUNTRY AND UNIT OF QUANTITY	QUANTITY	VALUE-\$
8429591030	BACKHOES, NEW, EXC 360 REVOLVING SUPERSTRUCTURE	155	5,829,930
	GERMANY.....	1	139,505
	ITALY.....	138	5,173,204
	JAPAN.....	3	105,826
	MEXICO.....	10	375,025
	UNITED KINGDOM OF GT BRITAIN.....	3	136,370
8429591080	SHOVL,CLMSHL&DRAGLINE,NEW,EXC 360 REVOL SUPERSTRU	1	53,755
	REPUBLIC OF KOREA.....	1	53,755
8429591090	USED OR REBUILT EXCAVATING MACHINES	1	106,481
	GERMANY.....	1	106,481
8429595060	MECH SHVL,EXCAVAT,SHVL LOAD,EXC 360 REVOL STUR,NEW	182	11,670,098
	AUSTRIA.....	3	300,395
	POLAND.....	3	259,060
	REPUBLIC OF KOREA.....	156	11,110,643
8429595080	MECH SHVL,EXCAVAT,SHV LOAD,EX360 REVOL STUR,USED	2	86,500
	JAPAN.....	2	86,500
8430390040	ROCK BREAKING MACHINES, EXCEPT SELF-PROPELLED	2	61,500
	JAPAN.....	1	46,500
	UNITED KINGDOM OF GT BRITAIN.....	1	5,000
8430410000	BORING OR SINKING MACHINERY, SELF-PROPELLED	1	115,000
	REPUBLIC OF KOREA.....	1	115,000
8430498020	BOR OR SINK MACH FOR OIL WELL & GAS FLD DRIL,NESOI	1	4,002
	BELGIUM.....	1	4,002
8430498050	BORING OR SINKING MACHINERY, NESOI	10	47,966
	NETHERLANDS.....	3	14,390
	SWEDEN.....	7	33,576
8430505000	MOVE,GRADE,LEVEL,SCRAP,EXCAVAT,EXTRACT MACH, NESOI	2	373,307
	CANADA.....	1	42,307
	GERMANY.....	1	331,000
8430610000	TAMPING OR COMPACTING MACHINERY,NOT SELF-PROPELLED	3	52,453
	CANADA.....	1	21,960
	GERMANY.....	2	30,493
8430620000	SCRAPERS, NOT SELF-PROPELLED	1	207,000
	BELGIUM.....	1	207,000
8431100010	PTS,PULY TKLE & HOISTS EXC SKIP OR FOR RAISING VEH		9,433
	CANADA.....		9,433
8431100090	PARTS OF WINCHES, CAPSTANS AND JACKS		317,270
	CANADA.....		67,817
	FRANCE.....		6,803
	GERMANY.....		181,688
	ITALY.....		60,962
8431200000	PTS OF FRK LFT TRKS & WORKS TRKS WITH LIFT OR HNDL		28,444
	CANADA.....		26,389
	ITALY.....		2,055
8431310040	PTS OF PULLEY TACKLE & HOISTS EXC SKIP, OR VEH USE		9,000
	REPUBLIC OF KOREA.....		9,000
8431310060	PARTS OF ESCALATORS		42,743
	CANADA.....		5,780
	REPUBLIC OF KOREA.....		36,963
8431390080	PARTS OF MACHINES OF HEADING 8428, NESOI		739,342
	AUSTRIA.....		536,114
	BELGIUM.....		91,728
	UNITED KINGDOM OF GT BRITAIN.....		111,500
8431398015	PARTS OF ELEVATORS AND CONVEYORS		54,899
	CANADA.....		52,232
	VENEZUELA.....		2,667
8431398050	PARTS OF OIL AND GAS FIELD MACHINERY		2,851
	ITALY.....		2,851
8431398085	PARTS OF MACHINES OF HEADING 8425 TO 8430, NESOI		21,787
	AUSTRIA.....		9,817
	CANADA.....		4,355
	ITALY.....		7,615
8431410060	BUCKETS, SHOVELS, GRABS AND GRIPS, NESOI	280	121,943
	CANADA.....	108	75,311
	FRANCE.....	1	7,890
	ITALY.....	9	25,390
	POLAND.....	1	2,281
	REPUBLIC OF KOREA.....	3	5,311
	SWITZERLAND.....	160	5,660
8431420000	BULLDOZER OR ANGLEDZOZER BLADES	674	77,322

TABLE 2 - IMPORTS INTO PUERTO RICO FROM FOREIGN COUNTRIES
BY COMMODITY AND COUNTRY OF ORIGIN-FISCAL YEAR 1999

COMM-CODE	COMMODITY, COUNTRY AND UNIT OF QUANTITY	QUANTITY	VALUE-\$
	CANADA.....	188	42,903
	GERMANY.....	175	7,120
	MEXICO.....	311	18,620
	SWEDEN.....	2	10,679
8431438090	PARTS OF OTHER BORING OR SINKING MACHINERY X		10,372
	CANADA.....		10,372
8431491010	PTS OF OVHEAD TRAVL,TRANSPT,GATRY,BRDGE,JIB CRANES X		71,550
	CANADA.....		50,100
	GERMANY.....		21,450
8431491060	PTS OF MOBIL LFT FRME,STRAD CARR & WRKS TRKS/CRANE X		21,559
	CANADA.....		18,829
	FRANCE.....		2,730
8431491090	PARTS OF MACHINERY OF HEADING 8426 NESOI X		90,110
	CANADA.....		39,728
	FRANCE.....		5,963
	GERMANY.....		37,869
	SPAIN.....		6,552
8431499015	RIPPERS AND ROOTERS FOR MOUNTING ON MACHINERY NO	32	18,195
	CANADA.....	32	18,195
8431499020	ATTACH FOR MOUNT ON MAC OF HEAD8426,8429,8430NESOI NO	6	17,370
	REPUBLIC OF KOREA.....	6	17,370
8431499060	PARTS OF MACH OF HEADING 8426,8429 OR 8430, NESOI X		424,234
	CANADA.....		24,688
	GERMANY.....		145,281
	ITALY.....		2,618
	NETHERLANDS.....		48,573
	REPUBLIC OF KOREA.....		178,324
	UNITED KINGDOM OF GT BRITAIN.....		24,750
8432100060	PLOWS, NESOI NO	5	4,943
	BRAZIL.....	5	4,943
8432210000	DISC HARROWS NO	303	7,536
	BRAZIL.....	301	4,412
	SPAIN.....	2	3,124
8432290040	CULTIVATORS, TRACTOR DRAWN OR FOR TRACTOR MOUNTING NO	85	146,368
	BRAZIL.....	81	48,638
	COSTA RICA.....	4	97,730
8432290090	HARROWS AND SCARIFIERS, NESOI NO	1	2,922
	SPAIN.....	1	2,922
8432800000	AGRIL,HORT,FORTY MACH FOR SOIL PREP OR CULTIVATE NO	1	15,825
	GERMANY.....	1	15,825
8432900005	PARTS OF PLOWS X		7,489
	BRAZIL.....		7,489
8432900015	PTS OF HARROWS,SCARIFIERS CULTIVATORS,WEEDERS&HOES X		44,845
	BRAZIL.....		31,898
	SPAIN.....		12,947
8432900030	PTS OF SEED,PLNT,TRNSPLNT,MANUR SPRED,FERTILIZ DIS X		27,112
	BRAZIL.....		27,112
8432900080	PTS OF AG,HORT,FORTY MAC FR SOIL PREP OR CULTIVATE X		447,338
	BRAZIL.....		19,410
	GERMANY.....		21,558
	ITALY.....		406,372
8433190050	MOWERS FOR LAWN, PARKS OR SPORTS GROUNDS, NESOI NO	4	22,800
	MEXICO.....	4	22,800
8433400000	STRAW OR FODDER BALERS, INCLUDING PICK-UP BALERS NO	2	15,833
	FRANCE.....	2	15,833
8433600090	MACH FOR CLEAN, SORT, GRADE, FRUIT OR AGRIL PRODUCE NO	4	104,500
	CANADA.....	1	6,500
	COSTA RICA.....	1	61,500
	ISRAEL.....	2	38,500
8433905040	PARTS OF MOWERS, HARVEST & THRESH MACH, NESOI X		3,600
	ITALY.....		3,600
8433905080	PARTS OF MACH FOR CLEAN, SORT, GRADE FRUIT AGR PROD X		22,442
	GERMANY.....		4,872
	ISRAEL.....		6,220
	MEXICO.....		11,350
8436100000	MACHINERY FOR PREPARING ANIMAL FEEDS NO	2	13,554
	ITALY.....	1	4,390
	SPAIN.....	1	9,164
8436210000	POULTRY INCUBATORS AND BROODERS NO	700	9,401
	UNITED KINGDOM OF GT BRITAIN.....	700	9,401

TABLE 2 - IMPORTS INTO PUERTO RICO FROM FOREIGN COUNTRIES
BY COMMODITY AND COUNTRY OF ORIGIN-FISCAL YEAR 1999

COMM-CODE	COMMODITY, COUNTRY AND UNIT OF QUANTITY	QUANTITY	VALUE-\$
8436290000	POULTRY-KEEPING MACHINERY	NO	3
	VENEZUELA.....	3	89,615
8436800090	AGRI,HORT MACH INC GERMINAT PLT FIT WITH EQ,NESOI	NO	12
	MEXICO.....	12	12,495
8436900035	PARTS OF MACHINERY FOR PREPARING ANIMAL FEED	X	
	DENMARK.....		22,500
8436900090	PTS OF AG,HORT,MACH INC GERM PLT WITH MECH/THRM EQ	X	
	BRAZIL.....		207,638
	COSTA RICA.....		3,768
	ISRAEL.....		5,600
			198,272
8437800010	FLOUR MILL AND GRAIN MILL MACHINES	NO	1
	COLOMBIA.....	1	3,257
8437800090	MAC,CLN,SRT,GR SD,GR,DRD LEG VEG,MIL,WRK CER,EX FM	NO	10
	CANADA.....	2	209,736
	DENMARK.....	8	43,061
8437900090	PTS,MAC,CLN,SRT,GR SD,GR,DRD LEG VEG,MIL,WRK CERAL	X	
	ITALY.....		5,354
8438100010	BAKERY MACHINERY	NO	102
	CHINA (TAIWAN).....	53	534,680
	COLOMBIA.....	10	29,325
	DENMARK.....	13	8,500
	FRANCE.....	3	108,515
	ITALY.....	3	10,235
	MEXICO.....	3	41,600
	NETHERLANDS.....	1	30,032
	PANAMA.....	6	288,165
	SPAIN.....	10	4,980
8438100090	MACHINERY FOR THE MANUFACTURE OF MACARONI OR SIMIL	NO	1
	CANADA.....	1	37,328
8438500090	MACH FOR THE PREPARATION OF MEAT OR POULTRY, NESOI	NO	2,730
	BRAZIL.....	19	167,422
	NETHERLANDS.....	1,106	8,990
	SPAIN.....	2	69,000
	UNITED KINGDOM OF GT BRITAIN.....	1	16,500
	VENEZUELA.....	1,602	33,695
8438600000	MACH FOR PREPARATION OF FRUITS, NUTS OR VEGETABLES	NO	1
	COLOMBIA.....	1	41,237
8438800000	IND PREP,MANUF FOOD,DRINK EXC EXT,PREP ANIM,VEG OL	NO	89
	EL SALVADOR.....	3	6,513
	GERMANY.....	1	6,513
	ITALY.....	40	268,264
	MEXICO.....	3	6,000
	SPAIN.....	41	14,000
	SWITZERLAND.....	1	28,532
8438901000	PARTS OF MACHINERY FOR SUGAR MANUFACTURE	X	
	CHINA (TAIWAN).....		190,673
8438909015	PTS OF MACH FOR BAKERY, MANUF OF MACARONI, SPAGHETI	X	
	ITALY.....		24,510
	NETHERLANDS.....		13,660
	SPAIN.....		9,782
8438909030	PTS OF MACH FOR MANUF OF CONFECTION, COCOA, CHOCOLATE	X	
	ITALY.....		2,993
	NETHERLANDS.....		3,840
	SPAIN.....		2,949
8438909060	PARTS OF MACHS FOR PREPARATION OF MEAT OR POULTRY	X	
	NETHERLANDS.....		197,529
8438909090	PTS IND PREP,MFG FOOD,DRK EX EXT,PREP ANIM,VEG OIL	X	
	CHINA (TAIWAN).....		185,054
	GERMANY.....		2,475
	ITALY.....		2,097
	PORTUGAL.....		2,087
8439991000	PARTS OF MACHINERY FOR MAKING PAPER OR PAPERBOARD	X	
	NETHERLAND ANTIL. EXC ARUBA.....		41,140
8440100000	BOOKBINDING MACH, INCLUDING BOOK-SEWING MACHINES	NO	
	CYPRUS.....	62	8,611
8441100000	CUTTING MACHINES FOR PAPER PRODUCTS	NO	
	GERMANY.....	7	22,235
	REPUBLIC OF KOREA.....	1	4,194
	UNITED KINGDOM OF GT BRITAIN.....	28	5,100
8441200000	MACHINES FOR MAKING BAGS, SACKS OR ENVELOPES	NO	
	UNITED KINGDOM OF GT BRITAIN.....	6	32,318
		6	7,614
		34	7,614
		7	343,081
		1	302,221
		28	36,000
		6	4,860
		6	58,747
		6	58,747

TABLE 2 - IMPORTS INTO PUERTO RICO FROM FOREIGN COUNTRIES
BY COMMODITY AND COUNTRY OF ORIGIN-FISCAL YEAR 1999

COMM-CODE	COMMODITY, COUNTRY AND UNIT OF QUANTITY	QUANTITY	VALUE-\$
8441300000	MAC FR MAK CART,BOX,CASE,TUBE,DRUM OR CONT EX MOLD	NO	11
	FRANCE.....	2	2,318,535
	GERMANY.....	1	437,899
	REPUBLIC OF KOREA.....	6	280,631
	SWITZERLAND.....	2	772,000
8441800000	MACH FR MAKE UP PAPER PULP,PAPER,PAPERBRD	NO	4
	GERMANY.....	1	818,005
	ITALY.....	1	248,113
	REPUBLIC OF KOREA.....	2	78,333
8441900000	PTS OF MAC FR MAKE UP PAPER PULP,PAPER/PAPBRD,CUT	X	1
	CANADA.....	1	9,780
	FRANCE.....	1	160,000
	GERMANY.....	1	377,199
	ITALY.....	1	7,800
8442300000	MACH & EQUIP, NESOI, F MAKING PRINT BLOCKS, PLATES	NO	4
	FRANCE.....	4	1,093,200
8442400000	PARTS OF MACH & EQUIP F MAKE PRINT BLOCKS, ETC	X	1
	FRANCE.....	1	1,093,200
8442509090	PRINT BLOCKS,CYL & OTHER PRINT COMP,PREP FOR PRINT	NO	432
	CHINA,PEOPLE'S REP.(MAINLAND).....	432	14,320
8443199000	OFFSET PRINT MACH, WEIGHING 1600KG OR MORE, NESOI	NO	1
	UNITED KINGDOM OF GT BRITAIN.....	1	425,000
8443300000	FLEXOGRAPHIC PRINTING MACHINERY	NO	9
	CANADA.....	1	1,425,458
	FRANCE.....	7	179,393
	SWITZERLAND.....	1	908,148
8443400000	GRAVURE PRINTING MACHINERY	NO	1
	CHINA (TAIWAN).....	1	337,917
8443515000	INK JET PRINTING MACHINERY, OTHER THAN 8471, NESOI	X	1
	FRANCE.....	1	3,702
8443595000	PRINTING MACHINERY, OTHER THAN INK JET, NESOI	X	1
	CHINA,PEOPLE'S REP.(MAINLAND).....	1	7,214
	HONG KONG.....	1	7,214
	REPUBLIC OF KOREA.....	1	787,515
	SPAIN.....	1	56,851
	UNITED KINGDOM OF GT BRITAIN.....	1	3,000
8443600000	MACHINES FOR USES ANCILLARY TO PRINTING	X	1
	UNITED KINGDOM OF GT BRITAIN.....	1	206,000
8443905000	PARTS OF PRINTING MACH AND MACH FOR ANCILLARY USE	X	1
	CANADA.....	1	50,946
	COLOMBIA.....	1	470,718
	GERMANY.....	1	3,542
	ITALY.....	1	3,542
	JAPAN.....	1	180,374
	MEXICO.....	1	2,150
	SPAIN.....	1	6,810
	UNITED KINGDOM OF GT BRITAIN.....	1	8,652
8444000090	MACH FOR EXTRUD, DRAW OR CUT MAN-MADE TEXTIL MATRL	NO	7
	GERMANY.....	7	4,250
8445400000	TEXTILE WINDING (INC WEFT WIND) OR REELING MACHINE	NO	61
	REPUBLIC OF KOREA.....	61	5,987
8447111000	HOSIERY KNIT MAC,CIRCUL,CYL DIAMETER NOT EXC 165MM	NO	25
	ITALY.....	25	2,521
8448320090	PTS, NESOI, OF MCH F PREPAR TEXTILE FIBRS, NESOI	X	1
	SWITZERLAND.....	1	2,433
8448591000	PARTS OF KNITTING MACHINES	X	1
	GERMANY.....	1	147,571
8450110040	WASH MACH,EXC COIN OP, CAP NOT EXC 10 KG, TOP LOAD	NO	7
	MEXICO.....	7	1,195,879
8450110080	WASH MACH,EXC COIN, CAP NOT EXC 10 KG,EXC TOP LOAD	NO	2,729
	MEXICO.....	2,729	547,572
8450200090	WASH MACH,CAP EXC 10KG, HOUSEHOLD,LANDRY-TYP,NESOI	NO	2,488
	GERMANY.....	2,488	547,572
8450906000	PTS OF HOUSEHOLD OR LNDRY-TYP WASH MAC, NESOI	X	2
	MEXICO.....	2	468,447
8451290010	DRYING MACH, FOR DRYING MADE UP ARTICLES, NESOI	NO	4
	GERMANY.....	4	408,440
8451300000	IRONING MACH AND PRESSES (INCLUD FUSING PRESSES)	NO	436
	CHINA,PEOPLE'S REP.(MAINLAND).....	220	2,258
	HONG KONG.....	216	127,822
			127,822
			49,924
			24,220
			25,704

**TABLE 2 - IMPORTS INTO PUERTO RICO FROM FOREIGN COUNTRIES
BY COMMODITY AND COUNTRY OF ORIGIN-FISCAL YEAR 1999**

COMM-CODE	COMMODITY, COUNTRY AND UNIT OF QUANTITY	QUANTITY	VALUE-\$
8451400000	WASHING, BLEACHING OR DYEING MACHINES	NO	2
	GERMANY.....	1	266,845
	ITALY.....	1	249,945
8451500000	MACH FOR REEL, UNREEL, FOLDING, CUT OR PINK TEXT FAB	NO	4
	DENMARK.....	3	16,900
	SPAIN.....	1	108,047
8451800000	MACHINERY OF HEADING 8451, NESOI	NO	5
	GERMANY.....	1	85,076
	ITALY.....	4	22,971
8451909010	PTS, MAC FOR WASH, DRY-CLEAN, IRON, PRESS, DRY TEXT ART	X	22,931
	ITALY.....		22,931
8451909090	PARTS OF MACHINERY OF HEADING 8451, NESOI	X	105,309
	SPAIN.....		105,309
8452100090	SEWING MACH, HOUSEHOLD, VALUE OVER \$20 EACH	NO	14,286
	BRAZIL.....	4,306	1,028,317
	CHINA (TAIWAN).....	1,025	325,198
	CHINA, PEOPLE'S REP. (MAINLAND).....	6,460	91,617
	HONG KONG.....	2,400	522,976
	JAPAN.....	95	52,800
8452219000	SEWING MACHINES, AUTOMATIC UNITS, NESOI	NO	576
	CHINA, PEOPLE'S REP. (MAINLAND).....	15	35,726
	JAPAN.....	581	130,091
8452299000	SEWING MACHINES, NESOI	NO	184
	CHINA (TAIWAN).....	60	6,500
	GERMANY.....	1	123,591
	ITALY.....	13	205,300
	JAPAN.....	89	45,400
	UNITED KINGDOM OF GT BRITAIN.....	1	6,000
8452300000	SEWING MACHINE NEEDLES	THS	336
	BRAZIL.....	214	65,000
	CHINA, PEOPLE'S REP. (MAINLAND).....	122	74,450
8452400000	FURNITURE, BASES & COVERS FOR SEWING MACH & PARTS	X	1
	BRAZIL.....		14,450
	CHINA (TAIWAN).....		27,197
	CHINA, PEOPLE'S REP. (MAINLAND).....		7,621
	COLOMBIA.....		19,576
	VENEZUELA.....		61,025
8452900010	PARTS OF HOUSEHOLD SEWING MACHINES, NESOI	X	15,274
	CHINA, PEOPLE'S REP. (MAINLAND).....		7,494
	JAPAN.....		7,780
8452900090	PARTS OF SEWING MACHINES, NESOI	X	40,937
	CHINA (TAIWAN).....		40,937
8453100000	MACHINERY FOR PREPARING, TANNING, WORKING HIDES	NO	4
	DOMINICAN REPUBLIC.....	1	6,985
	ITALY.....	3	2,200
8453200000	MACHINERY FOR MAKING OR REPAIRING FOOTWEAR	NO	5
	CZECH REPUBLIC.....	2	4,785
	DOMINICAN REPUBLIC.....	2	29,720
	ITALY.....	1	14,820
8453901000	PARTS OF MACHINERY FR MAKING OR REPAIRING FOOTWEAR	X	5,988
	DOMINICAN REPUBLIC.....		2,025
	MEXICO.....		3,963
8453905000	PARTS OF MACHNRY FR MAKNG OR REPAIR. ARTCLS, NESOI	X	13,487
	ITALY.....		2,462
	JAPAN.....		11,035
8455908000	PARTS FOR METAL ROLLING MILLS & ROLLS THERFR, NESOI	KG	58
	SWITZERLAND.....	58	2,338
8456101020	MAC TOOL, MTL WRK, LASER, LIGHT OR PHOTON BEM, EXC, N/C	NO	1
	GERMANY.....	1	26,500
8456301020	MAC TOOL, MTL WRK, ELECTRO-DISCHRG, TRAVEL WIRE TYPE	NO	2
	SPAIN.....	1	41,204
	UNITED KINGDOM OF GT BRITAIN.....	1	8,042
8456993080	MC TL, ML WK, ELTRO BEAM, IONIC BEAM, PLASMA ARC EX N/C	NO	10
	UNITED KINGDOM OF GT BRITAIN.....	10	33,162
8458110005	HORIZONTAL LATHES, METAL REMOVING, N/C, USED/REBLT	NO	1
	UNITED KINGDOM OF GT BRITAIN.....	1	8,523
8458190010	HORIZONTAL LATHES, METAL REMOVING, EXC N/C, USED	NO	6
	UNITED KINGDOM OF GT BRITAIN.....	6	215,619
8458190030	HOR LATH, MTL REMOV, EXC N/C, ENGINE OR TOOLRM, >\$3025	NO	8
	SPAIN.....	8	215,619
			42,237
			42,237

TABLE 2 - IMPORTS INTO PUERTO RICO FROM FOREIGN COUNTRIES
BY COMMODITY AND COUNTRY OF ORIGIN-FISCAL YEAR 1999

COMM-CODE	COMMODITY, COUNTRY AND UNIT OF QUANTITY	QUANTITY	VALUE-\$
8458190070	HORIZ AUTO BAR/CHUCK LATHE,MULT SPIN,EXC N/C,>\$3025	NO	13
	UNITED KINGDOM OF GT BRITAIN.....	13	1,084,184
8459210080	DRILLING MACH, METAL, N/C, NEW	NO	2
	SWEDEN.....	2	72,317
8459290010	DRILLING MACH, METAL, EXCEPT N/C, USED	NO	11
	FRANCE.....	2	97,889
	UNITED KINGDOM OF GT BRITAIN.....	9	69,305
8459290020	DRILL MACH, METAL, EXCEPT N/C, UND \$3,025, NEW	NO	1
	SPAIN.....	1	28,584
8459290040	DRILL MCH, METAL, MULTI SPNDL,EX N/C,\$3025 & OV,NW	NO	4
	UNITED KINGDOM OF GT BRITAIN.....	4	2,988
8459290090	DRILLS, MTL REMOV,EX MULTI SPIN,EX N/C,\$3025OV,NEW	NO	3
	FRANCE.....	1	70,680
	MEXICO.....	1	246,807
	NETHERLANDS.....	1	114,840
8459610080	MILLING MACH, EXC KNEE TYP, MTL REMOV, N/C, NEW	NO	3
	CHINA (TAIWAN).....	3	120,000
8459690010	MILLING MACH, EXC KNEE TYP, MTL REMOV, EX N/C,USED	NO	1
	GERMANY.....	1	11,987
8459708040	THREAD OR TAPP MAC, MTL REMOV, EXC N/C, USED/REBLT	NO	2
	UNITED KINGDOM OF GT BRITAIN.....	2	41,483
8460190050	FLAT-SUR GRIND MA,MTL REMOV,ACC0.01MM,EX N/C,NESOI	NO	2
	UNITED KINGDOM OF GT BRITAIN.....	2	41,483
8460210080	GRIND MAC EX FLAT SURF,MTL REMOV,AC 0.01MM,N/C,NEW	NO	1
	UNITED KINGDOM OF GT BRITAIN.....	1	14,779
8460290050	GRINDING MACH, METAL REMOV, ACCUR 0.01 MM, NESOI	NO	2
	CHINA (TAIWAN).....	1	8,523
	SWEDEN.....	1	8,523
8460390010	SHARPENING MACHINES, METAL REMOVING EXC N/C, USED	NO	5
	UNITED KINGDOM OF GT BRITAIN.....	5	13,625
8460904060	MAC TOOLS USING ABRASIVES,NESOI,N/C,3,025OVER, NEW	NO	14
	BELGIUM.....	14	7,562
8460908020	MAC TLS FR FINISH MTL USE ABRAS,NESOI,< \$3025, N	NO	94
	BELGIUM.....	94	6,063
8461508020	SAW OR CUT-OFF MACH, MTL REMOV, UNDER \$3,025, NEW	NO	2
	CHINA (TAIWAN).....	2	9,477
8461508090	SAW OR CUT-OFF MAC,MTL REMOV,EXC N/C, \$3025 OV, NE	NO	1
	CHINA (TAIWAN).....	1	82,594
8461908020	MAC TOOLS WRKING BY REMOVING MTL,NESOI,UN\$3025,NEW	NO	1
	SPAIN.....	1	82,594
8461908080	MAC TOOLS WRK BY REMOV MTL,NESOI,EX N/C,\$3025OV NE	NO	1
	CHINA (TAIWAN).....	1	36,500
8462100010	FORGE OR DIE STAMP MAC (INC PRESS) AND HAMMER,USED	NO	27
	UNITED KINGDOM OF GT BRITAIN.....	27	4,836
8462100050	FORG/DIE STAMP MAC & HAMER,EX HEADER & UPSETER,NEW	NO	5
	CANADA.....	1	9,525
	GERMANY.....	1	2,201
	SPAIN.....	2	2,201
	VENEZUELA.....	1	3,385
8462294085	MACH FR BEND/FOLD/STRAIGHT SEMICONDUCTOR LEADS,NEW	NO	61
	GERMANY.....	1	3,385
	REPUBLIC OF KOREA.....	60	60,116
8462298015	BEND,FOLD,STRAIGHT,FLAT MACH,EXC NUMER CONTRL,USED	NO	1
	ITALY.....	1	60,116
8462298025	BEND,FOLD,STRAIGHT,FLAT MAC,EXC N/C,NEW,\$3025 EACH	NO	105
	REPUBLIC OF KOREA.....	105	3,287
8462298055	BEND,FOLD,STRAIGHT OR FLAT MAC,EXC N/C,>\$3025,NEW	NO	1
	CANADA.....	1	5,107
8462390020	SHEARING MAC,EXC COMB,MTL REMOV,EX N/C,< \$3025 NEW	NO	35
	GERMANY.....	35	5,107
8462390050	SHEARING MAC,EXC COMB,MTL REMOV,EX N/C,\$3025,OV,NE	NO	2
	CHINA (TAIWAN).....	1	161,467
	ITALY.....	1	5,724
8462490010	PUNCH OR NOTCH MACH, INC COMB,MTL FORM,EX N/C,USED	NO	1
	MEXICO.....	1	155,743
8462490050	PUNCH OR NOTCH MACH,INC COMB,EXC N/C,\$3,025,OV,NEW	NO	2
	CHINA (TAIWAN).....	2	128,000
8462918090	HYDRAULIC PRESSES, METAL FORMING, EXCEPT N/C, NEW	NO	2
	CHINA (TAIWAN).....	1	23,198
	UNITED KINGDOM OF GT BRITAIN.....	1	10,751

TABLE 2 - IMPORTS INTO PUERTO RICO FROM FOREIGN COUNTRIES
BY COMMODITY AND COUNTRY OF ORIGIN-FISCAL YEAR 1999

COMM-CODE	COMMODITY, COUNTRY AND UNIT OF QUANTITY	QUANTITY	VALUE-\$
8462998020	MACHS, WRK BY FORM MTL, NESOI, < \$3025, NEW UNITED KINGDOM OF GT BRITAIN.....	NO 1	2,487 2,487
8462998060	METAL WORKING PRESSES, NESOI, VALUED \$3,025 AND OV CANADA.....	NO 1	421,189 12,000
8463100040	GERMANY..... DRAW-BENCHES FOR BARS, TUBES, ETC, METAL FORMING, USED UNITED KINGDOM OF GT BRITAIN.....	2 5 5	408,189 32,652 32,652
8463300040	MACHINES FOR WORKING WIRE, METAL FORMING, USED SWITZERLAND.....	NO 4 4	5,000 5,000 5,000
8463900040	MACH TOOLS FOR WRKING MTL W/OUT REMOV, NESOI, USED GERMANY.....	NO 5 1	239,863 100,440 15,866
8463900080	JAPAN..... UNITED KINGDOM OF GT BRITAIN..... MACH F WORK MTL W/OUT REMOVE, NESOI, \$3025 & OV, NEW CHINA (TAIWAN).....	3 3 3 3	123,657 60,000 60,000 60,000
8464100040	SAW MACH DESIGND TO SAW BLANK SEMICONDUCTOR WAFES ITALY.....	NO 1 1	36,000 36,000 19,058
8464100080	SAWING MACH FOR WORKING STONE, CERAMICS, LIKE MATRLS MEXICO.....	NO 94 4	10,560 8,498 35,843
8464205090	SPAIN..... GRINDING OR POLISHING MACHINES FOR MINERAL MATL ITALY.....	NO 331 320	8,913 2,498 24,432
8464909010	SPAIN..... UNITED KINGDOM OF GT BRITAIN..... GLASS-WORKING MACHINES, EXCL GRIND OR POLISH, NESOI ITALY.....	10 3 3 3	119,807 119,807 119,807 119,807
8464909090	MACH FR WORKING STONE/LIKE MINERAL MATERIAL, NESOI CHINA (TAIWAN).....	NO 12,341 5,036	177,843 53,287 37,300
8465910074	ITALY..... SPAIN..... CROSS-CUT AND OPTIMIZING SAWS, NEW, WOODWORKING JAPAN.....	473 6,832 1 1	87,256 56,800 56,800 230,300
8465910090	SAWING MACHINES, HARD MATL, NESOI UNITED KINGDOM OF GT BRITAIN.....	NO 6 6	230,300 453,600 10,765
8465920072	PLAN, MILL, MOLDING MACH, NEW, WOODWORKING, NESOI DENMARK.....	NO 18 4	10,765 442,835 35,453
8465930090	JAPAN..... GRIND, SAND OR POLISHING MACH, HARD MATL, NESOI AUSTRIA.....	NO 2 1	30,253 5,200 133,500
8465940065	CANADA..... BENDING OR ASSEMBLING MACHINES, WOODWORK, NEW, NESOI JAPAN.....	NO 1 1	133,500 19,000 19,000
8465940090	BENDING OR ASSEMBLING MACH, HARD MATL, NESOI CHINA (TAIWAN).....	NO 1 1	19,000 150,907 51,207
8465950045	BORING MACHINES (EXC N/C) WOODWRK, NEW, > \$3,000 ITALY.....	NO 2 1	99,700 38,790 38,790
8465960050	JAPAN..... SPLITTING, SLICING OR PARING MACH, HARD MATL, NESOI ITALY.....	NO 180 180	148,979 3,410 2,200
8465998070	OTHER WOODWORKING MACHINES, NESOI BRAZIL.....	NO 87 3	3,421 99,134 40,814
8465998095	DOMINICAN REPUBLIC..... FRANCE..... ITALY..... SPAIN.....	6 11 64	2,647 2,647 160,956 160,956
8465998075	MACH TOOLS FOR ASSEMBLING MATERIALS, EXC WOOD, NESOI FRANCE.....	NO 4 4	8,570 8,570 14,876
8466108075	TOOL HOLDERS AND SELF-OPENING DIEHEADS, NESOI UNITED KINGDOM OF GT BRITAIN.....	X X X	32,940 32,940 15,465
8466201010	JIGS & FIXTURES, WORK HOLDERS, GEAR CUTTING USE UNITED KINGDOM OF GT BRITAIN.....	X X X	15,465 89,348 4,283
8466201090	WORK HOLDERS FOR CUTTING GEARS EXC JIGS & FIXTURES UNITED KINGDOM OF GT BRITAIN.....	X X X	56,165 15,465 15,465
8466308085	MACHINES AS SPECIAL ATTACHMENTS FOR MACHINE TOOLS CANADA.....	X X X	1,341 1,341 1,341
8466911000	CAS-IRON PARTS FOR MACHINES OF HEADING 8464 ITALY.....	KG 1,341 1,341	15,465 15,465 15,465
8466915000	PARTS FOR MACHINES OF HEADING 8464, NESOI DENMARK.....	X X X	15,465 15,465 15,465
	ITALY.....		56,165

TABLE 2 - IMPORTS INTO PUERTO RICO FROM FOREIGN COUNTRIES
BY COMMODITY AND COUNTRY OF ORIGIN-FISCAL YEAR 1999

COMM-CODE	COMMODITY, COUNTRY AND UNIT OF QUANTITY	QUANTITY	VALUE-\$
8466925010	UNITED KINGDOM OF GT BRITAIN.....		8,900
	PARTS OF MACH TOOLS FOR WORKING WOOD,EXC CAST-IRON X		16,880
	FRANCE.....		7,022
	SPAIN.....		9,858
8466925090	PARTS FOR MACH OF HEAD 8465,EX WOODWRK,CAST-IRON X		21,595
	FRANCE.....		10,000
	JAPAN.....		5,088
	REPUBLIC OF KOREA.....		6,507
8466933000	PTS MTLWRKING MCH/CUT GRS,NOT CST IRON,8456TO8461 X		143,543
	UNITED KINGDOM OF GT BRITAIN.....		143,543
8466935385	BED,BASE,TBLE,ETC OF 8456-8461,EXC CAST-IRON,NESOI X		4,666
	REPUBLIC OF KOREA.....		4,666
8466939585	MACH PARTS OF 8456-8461, EXCL CAST-IRON PRTS,NESOI X		200,627
	CANADA.....		21,650
	CHINA (TAIWAN).....		11,275
	FRANCE.....		87,542
	MEXICO.....		2,507
	UNITED KINGDOM OF GT BRITAIN.....		77,653
8466942000	CST-IRN PRTS/BED,BASE,TABLE WELDMENTS,FABRCATNS KG	45	2,576
	FRANCE.....	45	2,576
8466948585	PARTS MACH,OF 8462 OR 8463 EXC CAST-IRON PRTS,NESOI X		24,959
	BELGIUM.....		5,616
	ITALY.....		2,435
	MEXICO.....		8,783
	UNITED KINGDOM OF GT BRITAIN.....		8,125
8467115020	DRILLS,EX ROCK,SCREWDRIVERS,NUT RUNERS,RTY,PNEU,HD NO	30	2,253
	JAPAN.....	30	2,253
8467115040	WRENCHES, ROTARY, PNEU, HAND-DIR TOOLS, NESOI NO	171	12,887
	JAPAN.....	171	12,887
8467115090	ROTARY TYPE PNEUMATIC HAND-DIRECTED TOOLS, NESOI NO	2	5,269
	CHINA (TAIWAN).....	1	2,610
	GERMANY.....	1	2,659
8467195060	PNEUMATIC TOOLS FOR CONST OR MINING, HAND-DIRECTED NO	72	22,891
	INDIA.....	20	3,300
	SWEDEN.....	52	19,591
8467195090	PNEUMATIC TOOLS, HAND-DIRECTED, NESOI NO	117	22,297
	CHINA (TAIWAN).....	25	3,100
	ITALY.....	12	3,806
	JAPAN.....	47	2,366
	SWITZERLAND.....	8	2,500
	UNITED KINGDOM OF GT BRITAIN.....	25	10,525
8467810000	CHAIN SAWS NO	859	134,865
	ITALY.....	859	134,865
8467891000	HAND TLS, SLF-CONTAIN NONELEC MTRS, MTLWRKIN,NESOI NO	213	43,613
	ITALY.....	213	43,613
8467895030	GAS POWRED GRASS & WEED TRIM & BUSHCUT,HAND-DIRECT NO	110	21,430
	ITALY.....	110	21,430
8467895090	HAND-DIR OR CONTROL TLS, SLF CONTAIN,NONELEC,NESOI NO	157	13,187
	CHINA,PEOPLE'S REP.(MAINLAND).....	82	10,699
	COLOMBIA.....	75	2,488
8467910000	PARTS OF CHAIN SAWS X		6,419
	ITALY.....		6,419
8467920050	PARTS OF PNEU HAND-HELD FORCE FEED LUBRICAT EQUIP X		10,260
	UNITED KINGDOM OF GT BRITAIN.....		10,260
8467920090	PARTS OF PNEUMATIC HAND-DIR OR CONTROL TOOLS,NESOI X		10,260
	UNITED KINGDOM OF GT BRITAIN.....		10,260
8467990030	PARTS OF GAS POWERED GRASS, WEED TRM,BRSHCUT,NESOI X		19,669
	ITALY.....		19,669
8468801000	MACH F SOLDER,ETC O/T GAS & HDG 8515, HAND-DIRECT NO	1	9,557
	CHINA (TAIWAN).....	1	9,557
8469120000	AUTOMATIC TYPEWRITERS OTH THN WORD PRCSING MCHNES NO	950	234,769
	ITALY.....	830	212,899
	JAPAN.....	71	14,618
	MEXICO.....	49	7,252
8469200020	ELEC TYPEWRITERS,NESOI, WEIGHING 12 KG OR LESS NO	60	3,265
	MEXICO.....	60	3,265
8469200040	ELECTRIC TYPEWRITERS, NESOI, >12 KG NO	168	46,481
	ITALY.....	168	46,481
8469300020	NONELEC TYPEWRITERS, WEIGHING 12 KG OR LESS NO	150	11,402
	MEXICO.....	150	11,402

TABLE 2 - IMPORTS INTO PUERTO RICO FROM FOREIGN COUNTRIES
BY COMMODITY AND COUNTRY OF ORIGIN-FISCAL YEAR 1999

COMM-CODE	COMMODITY, COUNTRY AND UNIT OF QUANTITY	QUANTITY	VALUE-\$
8469300040	NONELECTRIC TYPEWRITERS, NESOI, >12KG	NO	25
	INDIA.....	25	3,200
8470100040	ELEC CALCULATORS W/O EXTERNAL POWER, DISPLAY ONLY	NO	24,144
	CHINA, PEOPLE'S REP. (MAINLAND).....	22,144	44,745
	HONG KONG.....	2,000	37,445
8470100080	ELEC CALCULATORS W/O EXTERNAL PWR, EXC DISPLAY ONLY	NO	59,900
	CHINA (TAIWAN).....	1,200	7,300
	CHINA, PEOPLE'S REP. (MAINLAND).....	57,980	119,759
	JAPAN.....	480	6,980
	THAILAND.....	160	4,058
8470210000	ELEC CALCULATING MCH, NESOI, WITH PRINTING DEVICE	NO	2,840
	CHINA (TAIWAN).....	62	4,823
	CHINA, PEOPLE'S REP. (MAINLAND).....	2,472	21,861
	ITALY.....	184	2,166
	THAILAND.....	112	8,762
8470290000	ELECTRONIC CALCULATING MACHINES, NESOI	NO	7,844
	CHINA, PEOPLE'S REP. (MAINLAND).....	7,536	28,100
	THAILAND.....	306	12,341
	UNITED KINGDOM OF GT BRITAIN.....	2	12,240
8470400000	ACCOUNTING MACHINES	NO	2
	CANADA.....	2	3,519
8470500060	CASH REGISTERS, EXCEPT POINT-OF-SALE TERMINALS	NO	50
	MEXICO.....	50	19,703
8470900090	TICKET-ISSUING & SIMILAR MCH, NESOI, W CALCULATE DEV	NO	121
	SWEDEN.....	121	19,703
8471100000	ANALOG OR HYBRID AUTOMATIC DATA PROCESSING MACHINS	NO	34
	DOMINICAN REPUBLIC.....	34	8,458
8471300000	PORT DGTL ADP MACH, <10KG, AT LEAST CPU, KYBRD, DSPLY	NO	349
	CANADA.....	43	6,458
	CHINA (TAIWAN).....	129	20,317
	ITALY.....	2	20,317
	REPUBLIC OF KOREA.....	22	28,100
	SINGAPORE.....	20	28,100
	SPAIN.....	133	832,924
8471410035	DIGITAL ADP MCH W CPU & INPUT/OUTPUT UNIT, COLOR CRT	NO	9
	UNITED KINGDOM OF GT BRITAIN.....	9	327,409
8471410095	DIGITAL ADP MCH W CPU & INPUT/OUTPUT UNIT, W/O CRT	NO	34
	CANADA.....	30	193,872
	JAPAN.....	1	3,964
	UNITED KINGDOM OF GT BRITAIN.....	3	58,321
8471491035	DIGTL PROC UNIT W STRGE, INPT OR OTPT, CLR CRT, SYSTM	NO	1
	FRANCE.....	1	59,307
8471491065	DGTL PROC UNIT W STRGE, INPT OR OTPT, CRT EX CLR, SYS	NO	12
	REPUBLIC OF KOREA.....	12	190,051
8471491095	DGTL PROC UNIT W STRGE, INPT OR OTPT UNIT, W/O CRT, SYS	NO	24
	FRANCE.....	5	31,172
	ISRAEL.....	3	58,553
	SWEDEN.....	16	12,718
8471492600	COLOR CATHODE-RAY TUBE (CRT) MONITORS, WITH SYSTEM	NO	324
	CHINA (TAIWAN).....	324	4,203
8471495010	MAGNETIC DISK DR UNIT, DISK DIAM>21CM, ENT W/SYSTEM	NO	2
	SPAIN.....	2	41,632
8471496000	CONTROL OR ADAPTER UNITS FOR ADP MACH, ENT W/SYS	NO	13
	FRANCE.....	13	6,708
8471500035	DIGITAL PROC UNIT W STORAGE/INPUT/OUTPUT; COLOR CRT	NO	1,342
	CHINA (TAIWAN).....	221	6,708
	ITALY.....	1,095	23,318
	NETHERLANDS.....	1	23,318
	REPUBLIC OF KOREA.....	25	261,811
8471500065	DIGTL PROC UNIT W STORAGE/INPT/OUTPT, CRT, NT COLORED	NO	2
	CANADA.....	2	180,061
8471500085	DIGTA PROC UNIT W STORAGE/INPUT/OUTPUT UNITS, NESOI	NO	3
	CANADA.....	2	75,750
	ITALY.....	1	45,570
8471601035	COMB. INPUT/OUTPUT UNITS W/COLOR CRT	NO	1
	CHINA (TAIWAN).....	1	25,552
8471602000	KEYBOARD UNITS	NO	800
	CHINA (TAIWAN).....	800	31,207
8471603000	DISPLAY UNITS, W/O CRT, & DISPLAY DIAGNL <=30.5 CM	NO	42
	ITALY.....	12	1,053,353
			68,459
			936,144
			45,000
			3,750
			17,920
			17,920
			136,109
			6,109
			130,000
			2,233
			2,233
			11,840
			11,840
			8,430
			4,080

TABLE 2 - IMPORTS INTO PUERTO RICO FROM FOREIGN COUNTRIES
BY COMMODITY AND COUNTRY OF ORIGIN-FISCAL YEAR 1999

COMM-CODE	COMMODITY, COUNTRY AND UNIT OF QUANTITY	QUANTITY	VALUE-\$
8471603500	MALAYSIA..... COLOR CATHODE-RAY TUBE (CRT) MONITORS NO	30 1,665	4,350 427,859
	CHINA (TAIWAN).....	87	17,721
	CHINA, PEOPLE'S REP. (MAINLAND).....	300	36,978
	ITALY.....	1,278	373,160
8471604540	DISPLAY UNITS, WITH CRT, OTHER THAN COLOR NO	2,155	1,074,998
	CHINA (TAIWAN).....	2,025	1,047,140
	JAPAN.....	130	27,858
8471604580	DISPLAY UNITS, NESOI, WITHOUT CRT NO	73	97,784
	AUSTRALIAN ISLANDS.....	70	41,148
	GERMANY.....	1	53,690
	SPAIN.....	2	2,948
8471605400	PRINTER UNITS, INK JET, WITH CNTRL & PRNT MECHANISM NO	715	62,499
	ITALY.....	240	27,289
	MEXICO.....	475	35,200
8471605500	PRINTER UNITS, THERMAL TRANSFER, W/ CNTRL & PRNT MECH NO	100	8,585
	ITALY.....	100	8,585
8471605760	DOT MATRIX PRINTER UNITS W/ CNTRL & PRT MECHANISM NO	900	365,682
	FRANCE.....	20	41,420
	GERMANY.....	1	2,665
	ITALY.....	490	249,525
	JAPAN.....	223	34,492
	MALAYSIA.....	144	13,630
	MEXICO.....	5	3,048
	UNITED KINGDOM OF GT BRITAIN.....	3	9,170
	VENEZUELA.....	14	11,732
8471606100	PRINTERS, NESOI, LSR CPBLE OF PRODCNG >20PGS/MIN NO	22	5,060
	JAPAN.....	10	2,300
	MALAYSIA.....	12	2,760
8471606200	PRINTERS, NESOI, LASER PRDCNG <20 PGS/MIN NO	4	8,226
	FRANCE.....	1	2,872
	JAPAN.....	3	5,354
8471606760	PRINTERS, DOT MATRIX, NESOI NO	443	98,917
	ITALY.....	95	49,030
	JAPAN.....	120	22,413
	MALAYSIA.....	228	27,474
8471606790	PRINTERS, OTHER, NESOI NO	43	10,764
	JAPAN.....	30	5,333
	REPUBLIC OF KOREA.....	13	5,431
8471609030	CARD KEY AND MAGNETIC MEDIA ENTRY DEVICES NO	8,000	104,400
	JAPAN.....	8,000	104,400
8471609090	ADP INPUT UNITS, NESOI NO	639	29,772
	AUSTRALIAN ISLANDS.....	77	9,153
	MALAYSIA.....	142	17,325
	SPAIN.....	420	3,294
8471704035	FLOPPY DISK DRIVE UNIT, NESOI, W/OUT EXTRNL POW SUPY NO	960	163,200
	CHINA (TAIWAN).....	960	163,200
8471704065	HARD DISK DRIVE UNIT, NESOI, W/OUT EXTNL POWR SUPPLY NO	4	2,946
	CANADA.....	4	2,946
8471705065	HARD MAGNETIC DISK DRIVE UNITS, NESOI NO	1	114,058
	FRANCE.....	1	114,058
8471705095	DISK DRIVE UNITS, NESOI NO	45	20,250
	SPAIN.....	45	20,250
8471709000	OTHER STORAGE UNITS, NESOI NO	1	2,365
	GERMANY.....	1	2,365
8471801000	CONTROL OR ADAPTER UNITS FOR ADP MACHINES NO	10,210	1,732,125
	CANADA.....	49	621,422
	GERMANY.....	1,251	65,802
	IRELAND.....	7,667	583,042
	MALAYSIA.....	407	175,132
	SINGAPORE.....	171	21,319
	SPAIN.....	685	285,608
8471804000	UNITS, NESOI, FOR INCORPORATION INTO ADP MACHINES NO	24	41,777
	ITALY.....	10	7,750
	JAPAN.....	10	7,111
	SPAIN.....	4	26,916
8471809000	OTHER UNITS, FOR AUTO DATA PROCESSING MACH, NESOI NO	1,153	2,341,999
	CANADA.....	563	2,246,829
	CHINA (TAIWAN).....	500	85,479
	JAPAN.....	90	29,691

**TABLE 2 - IMPORTS INTO PUERTO RICO FROM FOREIGN COUNTRIES
BY COMMODITY AND COUNTRY OF ORIGIN-FISCAL YEAR 1999**

COMM-CODE	COMMODITY, COUNTRY AND UNIT OF QUANTITY	QUANTITY	VALUE-\$
8471900000	MACHINES AND UNITS THEREOF FOR PROCESS DATA, NESOI	NO	1,927
	CANADA.....	12	333,203
	CHINA (TAIWAN).....	1,800	102,234
	JAPAN.....	115	189,495
8472300000	MAIL SORTING, OPENING, POSTAGE AFFIXING,ETC, MACH	NO	2
	PERU.....	2	2,800
8472901000	AUTOMATIC TELLER MACHINES	NO	157
	CANADA.....	5	1,785,509
	COSTA RICA.....	5	40,334
	UNITED KINGDOM OF GT BRITAIN.....	147	128,676
8472904000	PENCIL SHARPENERS	NO	2
	CHINA (TAIWAN).....	2	1,616,499
8472907000	OFFIC MACH,ACC & AUX MACH FR ATTACH TO ELECT PHOTO	NO	151
	CANADA.....	147	8,733
	JAPAN.....	4	8,733
8472909520	COIN AND CURRENCY HANDLING MACHINES	NO	12
	FRANCE.....	1	10,039
	REPUBLIC OF KOREA.....	10	7,875
	UNITED KINGDOM OF GT BRITAIN.....	1	2,184
8472909550	OTHER OFFICE MACHINES, NESOI	NO	46,929
	CHINA,PEOPLE'S REP.(MAINLAND).....	46,920	28,505
	GERMANY.....	9	18,805
8473106000	PARTS OF ATMTIC TYPWRTERS OTH THAN WORD PROCESSORS	X	10
	ITALY.....		2,950
8473109000	PARTS OF TYPEWRITERS, EXC ATMTIC TYPWRTRS & WD PRCS	X	1
	ITALY.....		6,750
8473210000	PARTS OF ELECTRONIC CALCULATING MACHINES	X	46,929
	IRELAND.....		41,539
8473290000	PARTS FOR MACH,NESOI, INCORP CALCULATING DEVICE	X	46,920
	CANADA.....		34,430
	SWEDEN.....		7,109
8473301000	PRTS OF ADP MCH, NOT INCRPRTING CRT,PRT CRCT ASSEM.	X	17,249
	CANADA.....		17,249
	CHINA (TAIWAN).....		7,220
	GERMANY.....		7,220
	IRELAND.....		1,184,472
	ITALY.....		1,184,472
	JAPAN.....		75,074
	NETHERLANDS.....		2,443
	REPUBLIC OF KOREA.....		72,631
	SINGAPORE.....		1,748,681
	SWEDEN.....		134,356
8473302000	PARTS ADP, FACE PLTES & LCK LTCHES OF PRCS,NO CRT	X	27,137
	CANADA.....		3,127
	CHINA (TAIWAN).....		243,180
	CHINA,PEOPLE'S REP.(MAINLAND).....		4,500
	JAPAN.....		664,613
	OTHER PARTS FOR PRINTERS, NO CATHODE RAY TUBE	X	65,280
	IRELAND.....		7,035
	SINGAPORE.....		229,895
	SWEDEN.....		369,538
8473303000	PTS & ACCESSORIES OF MACH OF HEADING OF 8471,NESOI	X	126,567
	CANADA.....		97,457
	CHINA (TAIWAN).....		19,363
	CHINA,PEOPLE'S REP.(MAINLAND).....		6,775
	JAPAN.....		2,972
8473305000	OTHER PARTS FOR PRINTERS, NO CATHODE RAY TUBE	X	4,170,924
	IRELAND.....		349,842
	SINGAPORE.....		3,821,082
8473309000	PTS & ACCESSORIES OF MACH OF HEADING OF 8471,NESOI	X	4,319,985
	CANADA.....		129,688
	CHINA (TAIWAN).....		1,173,050
	DOMINICAN REPUBLIC.....		18,615
	FRANCE.....		84,202
	IRELAND.....		556,284
	JAPAN.....		54,644
	REPUBLIC OF KOREA.....		54,310
	SINGAPORE.....		2,231,927
	SPAIN.....		3,900
	UNITED KINGDOM OF GT BRITAIN.....		33,385
8473309000	OTH PRTS OF ADP MACH AND UNITS INCORPORATING A CRT	X	606,424
	CANADA.....		224,807
	CHINA (TAIWAN).....		2,847
	CHINA,PEOPLE'S REP.(MAINLAND).....		3,089
	FRANCE.....		275,578
	JAPAN.....		57,628
	MALAYSIA.....		24,618
	MEXICO.....		12,864
	NETHERLANDS.....		4,995

TABLE 2 - IMPORTS INTO PUERTO RICO FROM FOREIGN COUNTRIES
BY COMMODITY AND COUNTRY OF ORIGIN-FISCAL YEAR 1999

COMM-CODE	COMMODITY, COUNTRY AND UNIT OF QUANTITY	QUANTITY	VALUE-\$
8473409500	PARTS AND ACCESSORIES OF HEADING 8472; NESOI	X	22,331
	FRANCE.....		15,586
	UNITED KINGDOM OF GT BRITAIN.....		6,735
8473503000	P C ASSEMB EQUAL SUIT F/USE W/MACH OF HEAD 8469-72	X	10,908
	SINGAPORE.....		10,908
8473509000	PTS & ACCESS = SUIT F/USE W/2 HEAD 8469-8472,NESOI	X	51,328
	CHINA (TAIWAN).....		2,589
	FRANCE.....		18,791
	GERMANY.....		5,635
	SPAIN.....		24,313
8474100010	SORT,SCREEN,SEPARATE OR WASH MACH FOR MINERL, PORT	NO 25	1,425,847
	UNITED KINGDOM OF GT BRITAIN.....	25	1,425,847
8474100090	SORT,SCREEN,SEPARATE OR WASH MACH F MINERL,STATNRY	NO 1	25,000
	IRELAND.....	1	25,000
8474200010	CRUSHING OR GRINDING MACH FOR MINERALS, PORTABLE	NO 1	285,000
	UNITED KINGDOM OF GT BRITAIN.....	1	285,000
8474200050	CRUSHING MACHINES FOR MINERALS, STATIONARY	NO 5	1,012,833
	GERMANY.....	1	588,690
	IRELAND.....	3	143,270
	UNITED KINGDOM OF GT BRITAIN.....	1	280,673
8474200070	GRINDING MACHINES FOR MINERALS, STATIONARY	NO 512	587,791
	FRANCE.....	508	85,491
	GERMANY.....	2	3,000
	UNITED KINGDOM OF GT BRITAIN.....	4	479,300
8474310000	CONCRETE OR MORTAR MIXERS	NO 148	312,417
	BRAZIL.....	13	8,073
	CANADA.....	13	29,070
	FRANCE.....	1	19,692
	ITALY.....	27	157,540
	MEXICO.....	20	25,150
	SPAIN.....	74	71,892
8474320000	MACH FOR MIXING MINERAL SUBSTANCES WITH BITUMEN	NO 12	25,320
	CANADA.....	12	25,320
8474390000	MIXING OR KNEADING MACH, NESOI, FOR MINERAL SUBSTN	NO 60	1,156,754
	CANADA.....	2	3,754
	FRANCE.....	1	22,898
	ITALY.....	52	565,144
	UNITED KINGDOM OF GT BRITAIN.....	5	564,960
8474800015	MACH FR AGGLOMRTNG,MOLDING,ETC MINERAL PROD, NESOI	NO 1	11,300
	REP. OF SOUTH AFRICA.....	1	11,300
8474800080	MACH, NESOI, F AGGLOMRTNG,MOLDING,ETC MINERAL PROD	NO 5	1,525,403
	FRANCE.....	1	20,147
	GERMANY.....	2	1,197,918
	JAPAN.....	1	169,762
	MEXICO.....	1	137,576
8474900010	PARTS OF MCH F SORT, SCREEN, WASH, SEPARATE MINERA	X	172,866
	BELGIUM.....		102,296
	FRANCE.....		16,876
	ITALY.....		53,694
8474900020	PARTS OF MACH FOR CRUSHING OR GRINDING MINERALS	X	87,656
	DENMARK.....		21,630
	GERMANY.....		62,608
	SWEDEN.....		3,420
8474900050	PARTS OF MACH FOR MIXING OR KNEADING MINERALS	X	2,870
	FRANCE.....		2,870
8474900090	PARTS OF MCH,NESOI, F MINERAL PROD & FOUNDRY MOLDS	X	81,356
	DENMARK.....		4,170
	GERMANY.....		43,029
	ITALY.....		34,157
8475909000	PARTS OF MACH FOR MANUFACTURE OR HOT WORKING GLASS	X	112,384
	BRAZIL.....		5,360
	COLOMBIA.....		107,024
8476810000	OTH VENDING MACH, NOT AUTO, HEATING OR REFRIG UNIT	NO 72	42,448
	ITALY.....	72	42,448
8476890000	OTH VENDING MACH WITHOUT HEATG OR REFRIG UNT,NESOI	NO 55	37,159
	ITALY.....	55	37,159
8476900000	PARTS OF AUTOMATIC VENDING MACHINES	X	5,249
	ITALY.....		5,249
8477104000	INJECT-MOLDING MACH FOR MANUFACT VIDEO LASER DISC	NO 2	74,066
	SWITZERLAND.....	2	74,066

TABLE 2 - IMPORTS INTO PUERTO RICO FROM FOREIGN COUNTRIES
BY COMMODITY AND COUNTRY OF ORIGIN-FISCAL YEAR 1999

COMM-CODE	COMMODITY, COUNTRY AND UNIT OF QUANTITY	QUANTITY	VALUE-\$
8477109015	INJECT-MOLD MACH PROCESSING RUBBER & THERMOSETTING NO	30	343,348
	BRAZIL.....	8	69,120
	SWITZERLAND.....	6	86,331
	UNITED KINGDOM OF GT BRITAIN.....	16	187,897
8477109040	INJECT-MOLD MACH FOR THERMPLSTC;CLAMP FORCE 50-300T NO	19	2,385,101
	GERMANY.....	5	1,057,325
	JAPAN.....	6	261,593
	SWEDEN.....	2	26,113
	SWITZERLAND.....	2	347,256
	UNITED KINGDOM OF GT BRITAIN.....	4	672,814
8477200015	EXTRUD,EXC SNGL SCRW FOR PROC RUBBER OR OTH THERMO NO	1	48,949
	CHINA (TAIWAN).....	1	48,948
8477300000	BLOW-MOLDING MACHINES NO	7	2,092,872
	GERMANY.....	2	71,543
	JAPAN.....	1	432,749
	SWITZERLAND.....	3	1,240,580
	UNITED KINGDOM OF GT BRITAIN.....	1	348,000
8477408000	VACUUM-MOLD MACH & OTH THERMOFORMING MACHINE NESOI NO	5	597,894
	GERMANY.....	4	562,894
	SINGAPORE.....	1	35,000
8477598000	MACHINERY FOR MOLDING OR OTHERWISE FORMING;NESOI NO	2	126,187
	FRANCE.....	1	112,237
	ITALY.....	1	13,950
8477800000	MACH, NESOI, FOR WORKING RUBBER OR PLASTICS NO	13	118,244
	CHINA (TAIWAN).....	1	57,075
	GERMANY.....	4	41,893
	UNITED KINGDOM OF GT BRITAIN.....	8	19,276
8477901500	BASE,BED,PLATEN,ETC. OF 84771070,84774040,84775940 X		33,650
	GERMANY.....		12,150
	ITALY.....		21,500
8477908515	PARTS OF INJECTION-MOLDING MACHINES X		866,395
	AUSTRIA.....		238,409
	CANADA.....		245,350
	COSTA RICA.....		2,151
	FRANCE.....		121,398
	GERMANY.....		7,754
	ITALY.....		43,197
	SWITZERLAND.....		7,754
	UNITED KINGDOM OF GT BRITAIN.....		202,382
8477908520	PARTS OF EXTRUDERS X		16,258
	CHINA (TAIWAN).....		16,258
8477908530	PARTS OF BLOW-MOLDING MACHINES X		278,474
	AUSTRIA.....		77,753
	BELGIUM.....		2,375
	DENMARK.....		3,035
	GERMANY.....		124,117
	ITALY.....		2,689
	NETHERLANDS.....		5,489
	SWITZERLAND.....		46,425
	UNITED KINGDOM OF GT BRITAIN.....		16,581
8477908595	PARTS OF MACH WORKING RUBBER OR PLASTICS;NESOI X		1,209,380
	BELGIUM.....		1,158,274
	CHINA (TAIWAN).....		7,395
	GERMANY.....		43,691
8478900010	PARTS OF INDUSTRIAL CIGARETTE-MAKING MACHINES X		4,241
	UNITED KINGDOM OF GT BRITAIN.....		4,241
8478900090	PARTS OF MACH,NESOI, FOR PREPARING TOBACCO X		15,555
	NETHERLANDS.....		15,555
8479100080	MACHINERY, NESOI, FOR PUBLIC WRKS, BUILDING,ETC NO	1	23,447
	CANADA.....	1	23,447
8479810000	METAL TREATING MACH, INC ELECTRIC WIRE COIL-WINDER NO	10	231,981
	GERMANY.....	2	42,318
	ITALY.....	8	189,663
8479820040	MIXING, KNEADING OR STIRRING MACHINES, NESOI NO	14	1,440,202
	AUSTRIA.....	5	11,197
	CANADA.....	1	50,768
	GERMANY.....	4	383,102
	ITALY.....	1	327,610
	NETHERLANDS.....	2	317,525
	SPAIN.....	1	370,000

TABLE 2 - IMPORTS INTO PUERTO RICO FROM FOREIGN COUNTRIES
BY COMMODITY AND COUNTRY OF ORIGIN-FISCAL YEAR 1999

COMM-CODE	COMMODITY, COUNTRY AND UNIT OF QUANTITY	QUANTITY	VALUE-\$
8479820080	CRUSH,GRIND,SCREEN,SIFT,EMULSFY,ETC MACH,NESOI NO	141	2,923,606
	CANADA.....	1	81,785
	COSTA RICA.....	7	33,635
	GERMANY.....	121	2,194,937
	ITALY.....	2	346,338
	SWEDEN.....	4	187,315
	UNITED KINGDOM OF GT BRITAIN.....	6	79,596
8479896500	ELECTROMECHANICAL APPL, W/MOTORS, NESOI X		8,420
	CHINA (TAIWAN).....		8,420
8479898760	AUTOMOTIVE MAINTENANCE MACHINES NO	42	437,941
	ITALY.....	2	39,038
	REPUBLIC OF KOREA.....	31	5,570
	SPAIN.....	9	393,333
8479898797	MACHINES AND MECHANICAL APPLIANCES, NESOI NO	303	10,203,329
	BELGIUM.....	2	471,706
	CANADA.....	65	88,927
	CHINA (TAIWAN).....	63	15,661
	COLOMBIA.....	6	29,500
	CZECH REPUBLIC.....	1	8,066
	GERMANY.....	9	6,106,397
	HONG KONG.....	2	2,635
	ITALY.....	122	104,821
	JAPAN.....	3	1,806,935
	NETHERLANDS.....	3	823,529
	SPAIN.....	1	140,000
	SWEDEN.....	4	227,432
	UNITED KINGDOM OF GT BRITAIN.....	2	277,500
8479904000	PARTS OF HUMIDIFIERS, DEHUMIDIFIERS, VACUUM CLNRS X		188,255
	ITALY.....		3,367
	SPAIN.....		2,462
	SWITZERLAND.....		155,565
	UNITED KINGDOM OF GT BRITAIN.....		26,861
8479909550	PARTS OF MACH FOR PUBLIC WORKS, BUILD OR THE LIKE X		3,885
	CANADA.....		3,885
8479909595	PARTS OF MACHINES & MECHANICAL APPLIANCES, NESOI X		279,033
	AUSTRIA.....		6,210
	GERMANY.....		127,624
	ITALY.....		13,795
	JAPAN.....		96,350
	SPAIN.....		7,449
	SWITZERLAND.....		27,605
8479909785	PARTS OF MACHINES & MECHANICAL APPLIANCES, NESOI X		1,967,094
	AUSTRIA.....		46,811
	BELGIUM.....		3,579
	COSTA RICA.....		4,138
	DENMARK.....		2,367
	FRANCE.....		4,998
	GERMANY.....		73,015
	ITALY.....		11,637
	JAPAN.....		56,700
	NETHERLANDS.....		1,690,000
	SPAIN.....		11,571
	SWITZERLAND.....		18,725
	UNITED KINGDOM OF GT BRITAIN.....		43,553
8480410000	MOLDS F METAL OR METAL CARBIDES,INJECT OR COMPRSSN NO	1	22,800
	CANADA.....	1	22,800
8480500090	MOLDS, NESOI, FOR GLASS NO	3,247	519,303
	BRAZIL.....	813	85,934
	COLOMBIA.....	2,434	433,369
8480600090	MOLDS, NESOI, FOR MINERAL MATERIALS NO	1,030	367,394
	FRANCE.....	854	317,184
	MEXICO.....	176	50,210
8480718045	INJECTION TYPE MOLDS FOR RUBBER OR PLASTICS, NESOI NO	33	470,927
	AUSTRIA.....	2	90,438
	BRAZIL.....	4	4,510
	FINLAND.....	1	52,000
	FRANCE.....	17	164,894
	IRELAND.....	1	24,650
	JAPAN.....	2	76,600
	MEXICO.....	2	8,550

TABLE 2 - IMPORTS INTO PUERTO RICO FROM FOREIGN COUNTRIES
BY COMMODITY AND COUNTRY OF ORIGIN-FISCAL YEAR 1999

COMM-CODE	COMMODITY, COUNTRY AND UNIT OF QUANTITY	QUANTITY	VALUE-\$
	PORTUGAL.....	2	33,000
	UNITED KINGDOM OF GT BRITAIN.....	2	18,285
8480799010	BLOW MOLDS FOR RUBBER OR PLASTICS NO	12	78,637
	AUSTRIA.....	12	78,637
8480799090	MOLDS, NESOI, FOR RUBBER OR PLASTICS NO	8,639	5,135,738
	AUSTRIA.....	1	121,700
	BELGIUM.....	5,051	4,556,305
	COLOMBIA.....	7	2,485
	DOMINICAN REPUBLIC.....	3	135,388
	GERMANY.....	1	37,858
	JAPAN.....	1	124,685
	MEXICO.....	20	128,000
	PORTUGAL.....	1	21,000
	REP. OF SOUTH AFRICA.....	3,553	6,748
	VENEZUELA.....	1	3,560
8481100020	PRESSURE REDUCING VALVES HYDRAULIC FLUID POWER TYP NO	6	3,824
	FRANCE.....	6	3,824
8481100060	PRESSU REDUCIN VALVES,PNEUMATIC POWER, NESOI NO	6	4,095
	CANADA.....	6	4,095
8481100090	PRESSURE-REDUCING VALVES, NESOI NO	23,473	52,536
	CHINA (TAIWAN).....	9,000	26,645
	SPAIN.....	14,473	25,891
8481200040	HYDRAULIC VALVES, FLOW CONTROL TYPE NO	4	2,780
	FRANCE.....	4	2,780
8481200060	PNEUMATIC VALVES,DIRECTIONAL CONTROL,SOLENOID TYPE NO	1	2,500
	ITALY.....	1	2,500
8481200080	PNEUMATIC VALVES, NESOI NO	92	11,242
	GERMANY.....	52	4,068
	JAPAN.....	5	3,042
	UNITED KINGDOM OF GT BRITAIN.....	35	4,132
8481301010	CHECK VALVES,COPPER, W PRESSURE RATING UN 850 KPA NO	88,428	122,828
	CHINA (TAIWAN).....	31,578	35,085
	CHINA,PEOPLE'S REP.(MAINLAND).....	2,500	2,468
	ITALY.....	48,608	73,446
	MEXICO.....	1,740	2,467
	VENEZUELA.....	4,000	8,380
8481302090	CHECK VALVES OF STEEL NO	58	494,132
	GERMANY.....	11	8,095
	SWEDEN.....	47	486,037
8481309000	CHECK VALVES EXCEPT COPPER, IRON OR STEEL NO	60,636	77,807
	CHINA (TAIWAN).....	60,636	77,807
8481400000	SAFETY OR RELIEF VALVES NO	41,880	447,315
	BRAZIL.....	5,304	8,684
	CANADA.....	2	5,568
	CHINA (TAIWAN).....	29,544	49,512
	DENMARK.....	6	4,316
	FRANCE.....	3	14,340
	ITALY.....	2,017	349,532
	THAILAND.....	5,000	15,125
	UNITED KINGDOM OF GT BRITAIN.....	4	2,258
8481801020	BATH AND SHOWER FAUCETS OF COPPER, HAND OPERATED NO	213,609	961,649
	CHILE.....	7,000	19,250
	CHINA (TAIWAN).....	189,909	759,933
	CHINA,PEOPLE'S REP.(MAINLAND).....	16,496	174,256
	SPAIN.....	204	8,210
8481801030	SINK AND LAVATORY FAUCETS OF COPPER, HAND OPERATED NO	181,467	1,746,473
	CHINA (TAIWAN).....	150,089	1,361,964
	CHINA,PEOPLE'S REP.(MAINLAND).....	29,852	355,275
	HONG KONG.....	1,080	13,212
	SPAIN.....	448	18,022
8481801040	SUPPLY STOPS OF COPPER, HAND OPERATED NO	2,150	3,814
	ITALY.....	2,150	3,814
8481801050	TAPS,COCKS,VALVES,NESOI, COPPER, RATED UN 850 KPA NO	250,416	326,359
	CHILE.....	2,000	6,500
	CHINA (TAIWAN).....	172,750	244,418
	CHINA,PEOPLE'S REP.(MAINLAND).....	60,134	38,082
	FRANCE.....	324	16,586
	MEXICO.....	12,608	14,871
	VENEZUELA.....	2,600	5,922
8481801060	GATE TYPE VALVES, ETC, COPPER,HD OP,850 KPA & OV NO	3,500	2,254

TABLE 2 - IMPORTS INTO PUERTO RICO FROM FOREIGN COUNTRIES
BY COMMODITY AND COUNTRY OF ORIGIN-FISCAL YEAR 1999

COMM-CODE	COMMODITY, COUNTRY AND UNIT OF QUANTITY	QUANTITY	VALUE-\$
8481801070	CHINA, PEOPLE'S REP. (MAINLAND).....	3,500	2,254
	GLOBE TYPE VALVES, ETC, COPPER, HD OP, 850 KPA & OV NO	2,000	4,710
	CHINA (TAIWAN).....	2,000	4,710
8481801085	BALL TYPE VALVES, ETC, COPPER, HD OP, 850 KPA & OV NO	15,288	24,097
	CHINA (TAIWAN).....	10,280	16,987
	ITALY.....	5,006	7,110
8481801095	TAPS, COCKS, VALVES, NESOI, COPPER, HD OP, 850 KPA & OV NO	140,319	207,911
	CHINA (TAIWAN).....	124,688	118,931
	CHINA, PEOPLE'S REP. (MAINLAND).....	3,590	54,557
	MEXICO.....	560	2,080
	REPUBLIC OF KOREA.....	368	12,038
	SPAIN.....	11,113	20,305
8481803010	GATE TYPE TAPS, COCKS AND VALVES OF IRON, HAND OP NO	5,002	14,000
	CANADA.....	2	3,000
	MEXICO.....	5,000	11,000
8481803025	BALL TYPE TAPS, COCKS AND VALVES, IRON, HD OP NO	10,221	135,110
	ITALY.....	221	108,780
	THAILAND.....	10,000	28,330
8481803040	TAPS, COCKS AND VALVES, NESOI, OF IRON, HD OP NO	11,768	29,807
	CHINA (TAIWAN).....	6,032	6,579
	CHINA, PEOPLE'S REP. (MAINLAND).....	2,200	2,113
	SPAIN.....	94	5,550
	UNITED KINGDOM OF GT BRITAIN.....	42	6,400
	VENEZUELA.....	3,400	9,185
8481803090	TAPS, COCKS AND VALVES, NESOI, OF STEEL, HD OP NO	7,511	52,373
	CHINA (TAIWAN).....	4,380	35,318
	MEXICO.....	3,000	8,850
	POLAND.....	1	4,357
	REPUBLIC OF KOREA.....	130	3,850
8481805040	PRESSURE SPRAY CAN VALVES NO	5,164,011	1,186,381
	FRANCE.....	5,164,011	1,186,381
8481805060	BATH, SHOWER, SINK & LAVATORY FAUCETS, NESOI NO	245,109	1,269,513
	BRAZIL.....	600	8,140
	CHILE.....	1,000	3,240
	CHINA (TAIWAN).....	203,609	1,020,476
	CHINA, PEOPLE'S REP. (MAINLAND).....	39,900	237,657
8481805090	TAPS, COCKS, VALVES ETC, NESOI, HD OP, EXC CP, IR, STL NO	1,308,418	617,446
	CANADA.....	1	2,181
	CHINA (TAIWAN).....	755,917	496,803
	CHINA, PEOPLE'S REP. (MAINLAND).....	19,296	9,004
	COLOMBIA.....	8,000	2,640
	FRANCE.....	499,500	72,533
	ITALY.....	18	3,254
	MEXICO.....	21,400	15,250
	REPUBLIC OF KOREA.....	85	10,069
	VENEZUELA.....	4,201	5,712
8481809015	REGULATOR VALVES, SELF-OPERATING NO	178,955	322,433
	CHINA (TAIWAN).....	58,961	99,707
	CHINA, PEOPLE'S REP. (MAINLAND).....	70,000	42,250
	ISRAEL.....	44	4,705
	ITALY.....	439	101,154
	JAPAN.....	5,190	7,941
	MEXICO.....	35,780	28,300
	REPUBLIC OF KOREA.....	4,538	9,998
	SWITZERLAND.....	3	16,500
	THAILAND.....	5,000	11,878
8481809025	ELECTRICAL OR ELECTRO-HYDRAULIC ACTUATORS, NESOI NO	1,300	9,930
	ITALY.....	1,300	9,930
8481809035	OTHER PNEUMATIC ACTUATORS, NESOI NO	2	2,419
	JAPAN.....	2	2,419
8481809040	TAPS, COCKS, ETC. W/PNEUMATIC ACTUATORS, NESOI NO	130	20,437
	JAPAN.....	128	2,365
	SWITZERLAND.....	2	18,072
8481809050	OTHER TAPS, COCKS, VALVES, ETC., NESOI NO	181,693	870,761
	AUSTRIA.....	7	2,578
	CANADA.....	70	76,425
	CHINA (TAIWAN).....	14,226	23,965
	COLOMBIA.....	154	2,114
	DENMARK.....	10	8,828
	FRANCE.....	547	28,922

TABLE 2 - IMPORTS INTO PUERTO RICO FROM FOREIGN COUNTRIES
BY COMMODITY AND COUNTRY OF ORIGIN-FISCAL YEAR 1999

COMM-CODE	COMMODITY, COUNTRY AND UNIT OF QUANTITY	QUANTITY	VALUE-\$
	GERMANY.....	95,003	16,716
	ISRAEL.....	170	25,747
	ITALY.....	3,067	299,445
	JAPAN.....	16,446	236,896
	MEXICO.....	23,480	51,857
	POLAND.....	1	3,303
	SPAIN.....	6,500	9,146
	SWITZERLAND.....	2	34,713
	THAILAND.....	20,000	50,007
8481901000	PARTS OF HAND OPERATED & CHECK APPLIANCE OF COPPER KG	17,507	119,787
	CHINA (TAIWAN).....	7,481	38,444
	CHINA, PEOPLE'S REP. (MAINLAND).....	9,224	75,386
	ITALY.....	802	5,957
8481903000	PARTS OF HD OP & CHECK APPL OF IRON OR STEEL KG	5,159	22,848
	CHINA (TAIWAN).....	4,439	19,436
	CHINA, PEOPLE'S REP. (MAINLAND).....	720	3,410
8481905000	PARTS OF HAND OPERATED & CHECK APPLIANCES, NESOI KG	14,549	85,573
	CHINA (TAIWAN).....	12,401	74,587
	MEXICO.....	2,148	10,986
8481909020	VALVE BODIES OF VALVES F OLEOHYDLC OR PNEU TRANSMN KG	2,475	4,030
	MEXICO.....	2,475	4,030
8481909060	VALVE BODIES, NESOI KG	648	21,031
	CANADA.....	648	21,031
8481909080	PARTS, NESOI, OF VALVES, NESOI KG	20,806	214,581
	AUSTRIA.....	5	2,815
	GERMANY.....	2,004	42,484
	ITALY.....	18,897	169,282
8482101080	BALL BEARI W INTEGL SHAFTS HAV AN OUT DIA > 30MM NO	4,176	19,363
	JAPAN.....	4,176	19,363
8482105052	RADIAL BEARINGS, SNGL ROW HAV OUT DIA OF 52 - 100MM NO	2,442	19,365
	CHINA (TAIWAN).....	890	4,335
	JAPAN.....	1,562	15,030
8482105060	DOUBLE ROW BALL BEARINGS, RADIAL NO	182	2,226
	REPUBLIC OF KOREA.....	182	2,226
8482105064	RADIAL BALL BEARINGS, NESOI NO	36,728	173,632
	CHINA, PEOPLE'S REP. (MAINLAND).....	3,745	9,745
	GERMANY.....	2	2,735
	JAPAN.....	31,655	149,817
	REPUBLIC OF KOREA.....	1,326	11,335
8482105068	BALL BEARINGS, NESOI NO	227,020	666,163
	AUSTRIA.....	9	2,614
	CHINA (TAIWAN).....	24,386	147,528
	CHINA, PEOPLE'S REP. (MAINLAND).....	109,430	105,748
	FRANCE.....	15	2,404
	JAPAN.....	61,851	320,742
	REPUBLIC OF KOREA.....	16,224	26,625
	THAILAND.....	2,775	14,978
8482200030	UNITED KINGDOM OF GT BRITAIN.....	12,350	45,524
	TAP ROLL BRG, CUP&CONE ASSM AS SET, WHL HUB, NOT FLD NO	32,198	96,915
	CHINA (TAIWAN).....	2,130	18,786
	CHINA, PEOPLE'S REP. (MAINLAND).....	20,584	26,824
	JAPAN.....	7,635	38,923
	REPUBLIC OF KOREA.....	1,847	12,382
8482200040	TAP ROLL BRG, CUP&CONE ASS AS SET, CUP DIA NOT > 102MM NO	2,430	12,367
	JAPAN.....	2,430	12,367
8482200060	TAP ROLL BRG, CUP&CONE ASS AS SET, CUP DIA > 102MM NO	25,015	63,427
	CHINA, PEOPLE'S REP. (MAINLAND).....	14,022	17,172
	JAPAN.....	4,110	18,577
	REPUBLIC OF KOREA.....	6,883	27,678
8482200080	TAP ROLL BRG, CONE ASS SEPARA, CUP DIAMETER > 102 MM NO	12,097	57,697
	CHINA, PEOPLE'S REP. (MAINLAND).....	10,309	13,568
	FRANCE.....	8	37,490
	JAPAN.....	1,780	6,841
8482300080	SPHERICAL ROLLER BEARINGS, OTHER THAN SINGLE ROW NO	900	4,010
	JAPAN.....	900	4,010
8482400000	NEEDLE ROLLER BEARINGS NO	997	6,826
	JAPAN.....	997	6,826
8482500000	OTHER CYLINDRICAL ROLLER BEARINGS NO	4,040	19,635
	JAPAN.....	4,040	19,635
8482800080	OTHER BAL/ROL BRGS, INC COMBIN BALL/ROLL BEA, NESOI NO	980	3,695

TABLE 2 - IMPORTS INTO PUERTO RICO FROM FOREIGN COUNTRIES
BY COMMODITY AND COUNTRY OF ORIGIN-FISCAL YEAR 1999

COMM-CODE	COMMODITY, COUNTRY AND UNIT OF QUANTITY	QUANTITY	VALUE-\$
	JAPAN.....	980	3,885
8482910020	BALLS FOR BALL BEARINGS, EXCEPT ALLOY STEEL KG	5,893	42,415
	CHINA (TAIWAN).....	5,893	42,415
8482910090	ROLLERS, NESOI, FOR ROLLER BEARINGS KG	259	4,819
	UNITED KINGDOM OF GT BRITAIN.....	259	4,819
8482990500	INNER AND OUTER RINGS OR RACES FOR BALL BEARINGS NO	60,650	5,698
	CHINA (TAIWAN).....	60,650	5,698
8482996595	PARTS OF BEARINGS, NESOI KG	20	3,215
	UNITED KINGDOM OF GT BRITAIN.....	20	3,215
8483101030	CAM/CRANKSHAFT F SPARK IGN ENG F VEHICLES OF CH 87 NO	2,950	101,880
	JAPAN.....	2,923	74,002
	REPUBLIC OF KOREA.....	27	27,878
8483105000	TRANSMISSION SHAFTS AND CRANKS, NESOI KG	744	470,702
	FRANCE.....	594	466,461
	GERMANY.....	150	4,241
8483204080	FLANGE, TAKE-UP, CARTRIDGE & HANGER UNITS W ROLL BRG NO	5,900	2,342
	CHINA (TAIWAN).....	5,900	2,342
8483308090	PLAIN SHAFT BRGNS, WITHOUT HOUSING, EXCEPT SPHERICA NO	20,066	95,653
	JAPAN.....	20,066	95,653
8483401000	TORQUE CONVERTERS NO	968	457,543
	JAPAN.....	968	457,543
8483405050	MULTIPLE AND VARIABLE RATIO SPEED CHANGERS, NESOI NO	10	20,372
	GERMANY.....	10	20,372
8483407000	SPEED CHANGERS, NESOI NO	4	4,614
	FRANCE.....	4	4,614
8483409000	GEARS, EXC TRANSMISSION ELEMENTS, ENTERED SEPARATE X		151,821
	CHINA (TAIWAN).....		18,063
	JAPAN.....		128,236
8483509080	UNITED KINGDOM OF GT BRITAIN.....		5,622
	PULLEY BLOCKS AND PULLEYS, NESOI X		133,840
	CHINA (TAIWAN).....		10,596
	FRANCE.....		3,010
	JAPAN.....		115,982
	REPUBLIC OF KOREA.....		4,252
8483604000	CLUTCHES AND UNIVERSAL JOINTS X		86,818
	CHINA (TAIWAN).....		67,139
	JAPAN.....		19,679
8483608000	SHAFT COUPLINGS, EXCEPT UNIVERSAL JOINTS X		88,309
	CHINA (TAIWAN).....		80,085
	GERMANY.....		5,243
	JAPAN.....		2,981
8483901050	CHAIN SPROCKETS AND PARTS, EXCEPT FORGED KG	110	2,588
	GERMANY.....	110	2,588
8483905000	PARTS OF GEARING, GEAR BOXES AND OTH SPEED CHANGER X		10,874
	GERMANY.....		5,188
	ITALY.....		3,345
	JAPAN.....		2,341
8484100000	GASKETS, METAL, 2 OR MORE LAYERS, OR WITH OTHER MATL X		164,664
	CHINA (TAIWAN).....		3,237
	COLOMBIA.....		8,717
	DENMARK.....		4,813
	ITALY.....		4,343
	MEXICO.....		64,588
	PERU.....		78,966
8484200000	MECHANICAL SEALS NO	1	4,026
	AUSTRIA.....	1	4,026
8484900000	SETS OR ASSORTMENTS OF GASKETS AND SIMILAR JOINTS NO	68,923	570,179
	AUSTRIA.....	1	3,681
	CHINA (TAIWAN).....	5,865	9,097
	COLOMBIA.....	1,110	10,466
	GERMANY.....	6,448	133,969
	JAPAN.....	36,029	297,843
	PERU.....	19,470	115,323
8485900040	OIL SEALS, EXC CHAP 40, MACH PARTS W/O ELEC FEATURES KG	646	5,291
	PERU.....	646	5,291
8485900080	MACHINERY PARTS, WITH/OUT ELECTRICAL FEATURES, NESOI KG	616	5,495
	PERU.....	616	5,495

TABLE 2 - IMPORTS INTO PUERTO RICO FROM FOREIGN COUNTRIES
BY COMMODITY AND COUNTRY OF ORIGIN-FISCAL YEAR 1999

COMM-CODE	COMMODITY, COUNTRY AND UNIT OF QUANTITY	QUANTITY	VALUE-\$
	ELECTRICAL MACHINERY AND EQUIPMENT AND PARTS THEREOF: SOUND RECORDERS AND REPRODUCERS, TELEVISION IMAGE AND SOUND RECORDERS AND REPRODUCERS, AND PARTS AND ACCESSORIES OF SUCH ARTICLES..... TOTAL		454,565,273
8501104020	ELECTRIC MOTORS <18.65W, AC, NESOI NO	1,283	29,053
	CHINA (TAIWAN).....	1,280	22,627
	JAPAN.....	1	2,380
	UNITED KINGDOM OF GT BRITAIN.....	2	4,046
8501104080	ELECTRIC MOTORS <18.65 W, DC, O/T BSHLS, NESOI NO	379,035	3,446,709
	CHINA (TAIWAN).....	1,907	29,084
	CHINA, PEOPLE'S REP. (MAINLAND).....	301,750	195,019
	GERMANY.....	69,005	2,987,555
	JAPAN.....	3,450	180,882
	REPUBLIC OF KOREA.....	2,867	91,925
	THAILAND.....	56	2,484
8501104080	ELECTRIC MOTORS UNDER 18.65 W, NESOI NO	1	4,726
	SWITZERLAND.....	1	4,726
8501108020	ELEC MOTORS 18.65-37.5W AC NO	105	2,701
	REPUBLIC OF KOREA.....	105	2,701
8501106060	ELEC MOTORS 18.65-37.5W DC, O/T BRUSHLESS NO	225,205	230,827
	CHINA (TAIWAN).....	205	3,377
	CHINA, PEOPLE'S REP. (MAINLAND).....	225,000	227,250
8501106080	ELEC MOTORS 18.65-37.5W, NESOI NO	110	43,292
	PANAMA.....	110	43,292
8501202000	UNIVERSAL AC/DC ELEC MOTORS >37.5W BUT =< 74.6 W NO	100	4,400
	THAILAND.....	100	4,400
8501204000	UNIVERSAL AC/DC ELEC MOTORS >74.6W BUT < 735 W NO	9	3,026
	AUSTRIA.....	9	3,026
8501314000	DC MOTORS >74.6 W BUT =< 735 W NO	98	24,133
	ITALY.....	98	24,133
8501316000	DC MOTORS => 746 W BUT =< 750 W NO	200	11,562
	CHINA (TAIWAN).....	200	11,562
8501318000	DC GENERATORS, NOT EXCEEDING 750 W NO	1	2,333
	DOMINICAN REPUBLIC.....	1	2,333
8501322000	DC MOTORS > 750 W BUT =< 14.92 KW NO	156	11,657
	CHINA (TAIWAN).....	156	11,657
8501326000	DC GENERATORS > 750 W BUT =< 75 KW NO	440	780,446
	DOMINICAN REPUBLIC.....	3	26,340
	JAPAN.....	437	754,106
8501332080	DC MOTORS > 75 KW BUT < 149.2 KW, NESOI NO	1	10,063
	ITALY.....	1	10,063
8501336000	DC GENERATORS > 75W BUT =< 375 KW NO	2	5,659
	GERMANY.....	2	5,659
8501346000	DC GENERATORS > 375 KW OUTPUT NO	2	8,782
	ITALY.....	1	4,832
	UNITED KINGDOM OF GT BRITAIN.....	1	3,950
8501402040	AC MOTOR, SINGLE-PHASE >37.5 W BUT =<74.6 W, NESOI NO	102	8,400
	ITALY.....	2	5,200
	THAILAND.....	100	3,200
8501404040	AC MOTOR, SINGLE-PHASE >74.6 W BUT =<735 W, NESOI NO	4	2,085
	VENEZUELA.....	4	2,085
8501405040	AC MOTOR, SINGLE-PHASE >735 W BUT =< 746 W NO	2	2,152
	ITALY.....	2	2,152
8501406040	AC MOTOR, SINGLE-PHASE >735 W NESOI NO	5	5,236
	BRAZIL.....	2	3,190
	NETHERLANDS.....	3	2,046
8501512040	AC MOTOR, MULTI-PHASE, >37.5W BUT =<74.6 W, NESOI NO	1	3,500
	BRAZIL.....	1	3,500
8501514040	AC MOTOR, MULTI-PHASE, <74.6W BUT =< 735 W, NESOI NO	6	2,808
	ITALY.....	6	2,808
8501515040	AC MOTOR, MULTI-PHASE, <735W BUT =<746W NO	1	4,672
	AUSTRIA.....	1	4,672
8501516040	AC MOTOR, MULTI-PHASE, <746W BUT =<750 W NESOI NO	1	8,271
	CANADA.....	1	8,271
8501524000	AC MOTORS MLT-PHS > 750W BUT =< 14.92 KW NO	1	9,750
	JAPAN.....	1	9,750
8501528040	AC MOTORS MLT-PHS >14.92KW BUT =< 75KW, NESOI NO	2	2,283

TABLE 2 - IMPORTS INTO PUERTO RICO FROM FOREIGN COUNTRIES
BY COMMODITY AND COUNTRY OF ORIGIN-FISCAL YEAR 1999

COMM-CODE	COMMODITY, COUNTRY AND UNIT OF QUANTITY	QUANTITY	VALUE-\$
	SWITZERLAND.....	2	2,283
8501534080	AC MOTORS > 75 KW BUT < 149.2 KW OUTPUT NESOI NO	2	8,231
	FINLAND.....	1	4,860
	SWEDEN.....	1	3,371
8501538080	AC MOTORS,MULTI-PHASE, > 373 KW NO	21	7,570
	SPAIN.....	21	7,570
8501610000	AC GENERATORS (ALTERNATORS) <=75 KVA OUTPUT NO	362	1,038,391
	ITALY.....	3	24,721
	JAPAN.....	107	134,452
	MEXICO.....	18	19,261
	PANAMA.....	158	124,534
	UNITED KINGDOM OF GT BRITAIN.....	76	735,423
8501620000	AC GENERATORS (ALTERNATOR) > 75 KVA BUT =< 375KVA NO	3	38,265
	UNITED KINGDOM OF GT BRITAIN.....	3	38,265
8501630000	AC GENERATORS(ALTERNATOR) > 375 KVA BUT =< 750KVA NO	3	11,015
	ITALY.....	3	11,015
8501640020	AC GENERATORS (ALTRS) >750 KVA BUT =< 10000 KVA NO	23	118,875
	UNITED KINGDOM OF GT BRITAIN.....	23	118,875
8501640050	AC GENERATORS (ALTERNATORS) > 40000 KVA NO	4	2,113,634
	ITALY.....	4	2,113,634
8502110000	GENERATING SETS, ELC, DIESEL, =< 75KVA OUTPUT NO	752	5,041,901
	CHINA (TAIWAN).....	1	3,276
	FRANCE.....	86	469,045
	GERMANY.....	22	174,933
	IRELAND.....	1	15,484
	ITALY.....	9	54,717
	JAPAN.....	101	259,669
	MEXICO.....	1	11,109
	REPUBLIC OF KOREA.....	20	108,400
	UNITED KINGDOM OF GT BRITAIN.....	511	3,945,268
8502120000	GENERATING SETS, ELC, DIESEL, > 75KVA BUT =<375KVA NO	182	2,703,129
	FRANCE.....	2	31,973
	UNITED KINGDOM OF GT BRITAIN.....	190	2,671,156
8502130020	GENERATING SETS, ELC, DIESEL,>375KVA BUT =<1000KVA NO	4	241,738
	UNITED KINGDOM OF GT BRITAIN.....	4	241,738
8502130040	GENERATING SETS, ELC, DIESEL, > 1000 KVA NO	6	89,035
	GERMANY.....	1	33,385
	UNITED KINGDOM OF GT BRITAIN.....	5	55,650
8502200060	GENERATING SETS, ELC, GASOLINE, =>1.5 KW BUT =<5KW NO	256	287,187
	CANADA.....	141	145,601
	JAPAN.....	115	141,586
8502200080	GENERATING SETS, ELC, GASOLINE, > 5 KW NO	121	459,526
	CANADA.....	11	60,595
	CHINA,PEOPLE'S REP.(MAINLAND).....	1	2,420
	JAPAN.....	5	20,565
	PANAMA.....	84	141,553
	UNITED KINGDOM OF GT BRITAIN.....	20	234,393
8502390000	GENERATING SETS, ELC, NESOI NO	49	14,825,981
	JAPAN.....	47	14,815,500
	UNITED KINGDOM OF GT BRITAIN.....	2	10,481
8503002000	COMMUTATORS FOR MACHINES IN HEADING 8501 OR 8502 NO	334	222,461
	SPAIN.....	334	222,461
8503009000	PARTS FOR GENERATORS SUITABLE FOR USE ON AIRCRAFT X		11,162
	SINGAPORE.....		11,162
8503009520	PARTS OF MTRS O/T STATORS AND ROTORS UN18.65W,8501 X		26,000
	GERMANY.....		26,000
8503009545	PARTS OF GENERATORS OTHER THAN COMMUTATORS X		2,415,522
	ITALY.....		2,323,045
	MEXICO.....		88,000
	SWEDEN.....		10,305
	UNITED KINGDOM OF GT BRITAIN.....		16,172
8503009560	OTHER PARTS FOR MACHINES IN 8501 AND 8502 X		37,271
	GERMANY.....		8,850
	IRELAND.....		2,400
	UNITED KINGDOM OF GT BRITAIN.....		26,021
8504100000	BALLASTS FOR DISCHARGE LAMPS OR TUBES NO	76,846	378,213
	CHINA,PEOPLE'S REP.(MAINLAND).....	10,896	57,895
	MEXICO.....	57,450	239,258
	TRINIDAD @ TOBAGO.....	8,500	81,080
8504210020	LIQUID DIELECTRIC TRANSFORMER =< 50 KVA NO	4,507	3,867,582

TABLE 2 - IMPORTS INTO PUERTO RICO FROM FOREIGN COUNTRIES
BY COMMODITY AND COUNTRY OF ORIGIN-FISCAL YEAR 1999

COMM-CODE	COMMODITY, COUNTRY AND UNIT OF QUANTITY	QUANTITY	VALUE-\$
	CANADA.....	4,458	3,611,973
	MEXICO.....	44	28,845
	REPUBLIC OF KOREA.....	5	228,984
8504210040	LIQUID DIELECTRIC TRANSFORMER >50KVA BUT =<100KVA NO	681	795,912
	CANADA.....	668	775,597
	MEXICO.....	13	20,315
8504210060	LIQUID DIELECTRIC TRANSFORMER >100KVA BUT =<500KVA NO	248	184,154
	BRAZIL.....	1	5,860
	CANADA.....	247	178,294
8504220040	LIQUID DLCTC TRANSFORMERS >650KVA BUT =<2500 KVA NO	2	26,806
	REPUBLIC OF KOREA.....	2	26,806
8504220060	LIQUID DLCTC TRANSFORMER >2500KVA BUT =<10000 KVA NO	19	2,878
	ITALY.....	19	2,878
8504230040	LIQUID DLCTC TRANSFORMER >10000 BUT =<100000 KVA NO	1	651,900
	CANADA.....	1	651,900
8504230080	LIQUID DLCTC TRANSFORMER > 100,000 KVA NO	13	8,291,276
	BELGIUM.....	5	2,967,266
	CANADA.....	3	3,951,144
	REPUBLIC OF KOREA.....	5	2,372,886
8504312000	TRANSFORMERS, NESOI, UNRATED NO	74,434	244,790
	CHINA (TAIWAN).....	1	2,100
	CHINA, PEOPLE'S REP. (MAINLAND).....	28,090	22,039
	DOMINICAN REPUBLIC.....	7,478	171,026
	HONG KONG.....	40,876	49,625
8504314035	TRANSFORMERS, NESOI, LESS THAN 40 VA NO	763,911	1,181,157
	CANADA.....	420	20,580
	DENMARK.....	5,520	18,788
	DOMINICAN REPUBLIC.....	269,671	494,842
	HONG KONG.....	44,000	66,106
	MACAO.....	444,300	590,859
8504314065	TRANSFORMERS, NESOI, > 40 VA BUT < 1 KVA NO	696,898	751,413
	BELGIUM.....	280	9,925
	CHINA, PEOPLE'S REP. (MAINLAND).....	482,244	528,452
	DOMINICAN REPUBLIC.....	50	2,296
	HONG KONG.....	214,340	208,340
	IRELAND.....	4	2,400
8504316000	TRANSFORMERS, NESOI, RATED AT 1 KVA NO	1	5,359
	CANADA.....	1	5,359
8504320000	TRANSFORMERS, NESOI, > 1 KVA BUT =< 16 KVA NO	22,679	185,571
	CHINA, PEOPLE'S REP. (MAINLAND).....	11,362	96,123
	HONG KONG.....	11,317	99,448
8504330020	TRANSFORMERS, NESOI, > 16 KVA BUT =< 50 KVA NO	1	227,925
	INDIA.....	1	227,925
8504330040	TRANSFORMERS, NESOI, > 50 KVA BUT =< 500 KVA NO	4,136	830,133
	BRAZIL.....	3,318	33,257
	JAPAN.....	2	34,000
	MEXICO.....	114	157,213
	SPAIN.....	202	400,440
	VENEZUELA.....	500	205,223
8504340000	TRANSFORMERS, NESOI, > 500 KVA NO	2	237,216
	INDIA.....	1	230,216
	VENEZUELA.....	1	7,000
8504404000	STATIC CONVERTERS; SPEED DRVN CONTRLRS FOR ELE MTR NO	1,000	10,310
	JAPAN.....	1,000	10,310
8504406001	POWR SUPPLS FR INC INTO ADP MACH. OR UNITS, < 50W NO	98,433	981,882
	CHINA (TAIWAN).....	98,328	977,094
	JAPAN.....	105	4,788
8504406007	POWR SUPPLS FR INC INTO ADP MACH/UNITS, 50W - 150W NO	1	4,915
	GERMANY.....	1	4,915
8504407012	POWER SUPPLIES FOR ADP MACHINES, OUTPUT 150 - 500W NO	48	4,800
	URUGUAY.....	48	4,800
8504407018	POWER SUPPLIES FOR ADP MACHINES, POWER EXCEED 500W NO	540	3,824
	CHINA, PEOPLE'S REP. (MAINLAND).....	540	3,824
8504408500	STATIC CONVERTERS FOR TELECOMMUNICATION APPARATUS NO	6,798	63,227
	CANADA.....	34	34,551
	CHINA, PEOPLE'S REP. (MAINLAND).....	6,764	28,676
8504409510	POWER SUPPLIES (RECTIFIER) POWER OUTPUT < 50 W NO	773,298	14,666,761
	CHINA (TAIWAN).....	2,108	78,176
	CHINA, PEOPLE'S REP. (MAINLAND).....	1,200	4,039
	DOMINICAN REPUBLIC.....	769,983	14,577,846

TABLE 2 - IMPORTS INTO PUERTO RICO FROM FOREIGN COUNTRIES
BY COMMODITY AND COUNTRY OF ORIGIN-FISCAL YEAR 1999

COMM-CODE	COMMODITY, COUNTRY AND UNIT OF QUANTITY	QUANTITY	VALUE-\$
	JAPAN.....	7	6,700
8504409520	POWER SUPPLIES (RECTIFIER) OUTPUT >50 W BUT <150 W NO	22	55,463
	UNITED KINGDOM OF GT BRITAIN.....	22	55,463
8504409530	POWER SUPPLIES(RECTIFIER) OUTPUT >150 W BUT < 500W NO	1,671	212,140
	CANADA.....	36	47,880
	CHINA (TAIWAN).....	1,632	141,636
	GERMANY.....	3	22,624
8504409540	POWER SUPPLIES (RECTIFIER TYPE) > 500 W NO	7,263	120,525
	CHINA (TAIWAN).....	80	19,572
	DOMINICAN REPUBLIC.....	3,423	44,703
	REPUBLIC OF KOREA.....	3,750	58,250
8504409550	RECTIFIERS OTHER THAN POWER SUPPLIES X		13,874
	CANADA.....		11,830
	JAPAN.....		2,044
8504504000	INDUCTORS FOR POWER SUPPLY FOR 8471;TELECOMM APPAR NO	100,000	21,540
	CHINA (TAIWAN).....	100,000	21,540
8504508000	OTHER INDUCTORS, NESOI NO	716,476	957,836
	CHINA,PEOPLE'S REP.(MAINLAND).....	509,250	184,658
	HONG KONG.....	40,000	14,800
	MACAO.....	2,000	7,500
	MEXICO.....	226	719,549
	ST.CHRISTOPHER-NEVIS.....	165,000	31,329
8504909530	FERRITES, NESOI NO	315,000	6,773
	SPAIN.....	315,000	6,773
8504909540	TRANSFORMER PARTS X		63,462
	BRAZIL.....		20,835
	DOMINICAN REPUBLIC.....		13,412
	SWEDEN.....		21,972
	SWITZERLAND.....		7,243
8504909550	PARTS OF STATIC CONVERTERS X		5,512,535
	DOMINICAN REPUBLIC.....		5,512,535
8504909590	PARTS, NESOI, OF INDUCTORS X		8,340
	SWEDEN.....		8,340
8505110000	PERMANENT MAGNETS MADE OF METAL NO	21,500	14,460
	CHINA (TAIWAN).....	500	3,428
	ITALY.....	4,000	2,632
	UNITED KINGDOM OF GT BRITAIN.....	17,000	8,400
8505190000	PERMANENT MAGNETS MADE OF MATERIALS O/T METAL NO	153,320	46,898
	CHINA,PEOPLE'S REP.(MAINLAND).....	130,320	38,133
	HONG KONG.....	23,000	8,765
8505200000	ELECTROMAGNETIC COUPLINGS, CLUTCHES AND BRAKES X		2,131
	CHINA (TAIWAN).....		2,131
8505908000	ELECTROMAGNETIC ARTICLES, NESOI, AND PARTS, NESOI X		138,874
	UNITED KINGDOM OF GT BRITAIN.....		138,874
8506100000	PRIMARY BATTERIES, MANGANESE DIOXIDE NO	2,080,438	710,377
	BRAZIL.....	7,317	122,078
	CHINA,PEOPLE'S REP.(MAINLAND).....	393,888	79,174
	HONG KONG.....	44,952	11,832
	INDONESIA.....	1,559,816	444,088
	JAPAN.....	73,920	19,720
	SINGAPORE.....	1,345	33,485
8506500000	PRIMARY BATTERIES, LITHIUM NO	1,626	9,231
	JAPAN.....	1,626	9,231
8506800000	PRIMARY BATTERIES, NESOI NO	6,024,292	1,197,192
	CANADA.....	1	5,660
	CHINA (TAIWAN).....	1,151	108,900
	CHINA,PEOPLE'S REP.(MAINLAND).....	1,189,264	247,200
	INDONESIA.....	641,088	134,006
	JAPAN.....	14,420	42,749
	MALAYSIA.....	8,640	36,932
	REPUBLIC OF KOREA.....	2,602,000	403,635
	SINGAPORE.....	1,567,728	218,110
8507100060	BATTERIES, LEAD-ACID, PISTON ENGINE, 12V, > 6 KG NO	215,461	3,168,024
	BRAZIL.....	87,033	1,306,561
	INDONESIA.....	762	17,629
	MEXICO.....	42,876	735,607
	REPUBLIC OF KOREA.....	4,443	88,032
	VENEZUELA.....	80,347	1,020,195
8507100090	BATTERIES, LEAD-ACID, PISTON ENGINE, O/T 12 V NO	17,943	539,531
	MEXICO.....	15,063	502,667

TABLE 2 - IMPORTS INTO PUERTO RICO FROM FOREIGN COUNTRIES
BY COMMODITY AND COUNTRY OF ORIGIN-FISCAL YEAR 1999

COMM-CODE	COMMODITY, COUNTRY AND UNIT OF QUANTITY	QUANTITY	VALUE-\$
	VENEZUELA.....	2,880	36,884
8507208040	LEAD ACID STORAGE BATTERIES, 12 VOLT, NESOI NO	350	12,242
	REPUBLIC OF KOREA.....	350	12,242
8507304000	NICKEL-CADMIUM BATTERIES,ELEC POWER FOR 8703.90 NO	115	2,965
	JAPAN.....	115	2,965
8507308010	NICKEL CADMIUM STORAGE BATTERIES, SEALED NO	2,178	37,781
	JAPAN.....	2,178	37,781
8507308090	NICKEL-CADMIUM BATTERIES NESOI NO	100	3,019
	JAPAN.....	100	3,019
8507808000	OTHER STORAGE BATTERIES, NESOI NO	14,044	365,870
	CHINA (TAIWAN).....	2,000	130,000
	CHINA,PEOPLE'S REP.(MAINLAND).....	6,200	12,740
	INDONESIA.....	200	5,022
	JAPAN.....	4,281	175,860
	REPUBLIC OF KOREA.....	1,000	39,950
	UNITED KINGDOM OF GT BRITAIN.....	363	2,298
8507904000	PARTS FOR LEAD ACID STORAGE BATTERIES X		4,743
	CHINA (TAIWAN).....		2,021
	ITALY.....		2,722
8508100050	ELECTRIC HAND DRILLS, ROTARY, CHUCK => 12.7 MM, AC NO	43	18,071
	UNITED KINGDOM OF GT BRITAIN.....	43	18,071
8508100070	ELECTRIC HAND DRILLS OTHER THAN ROTARY NO	634	30,978
	CHINA (TAIWAN).....	600	19,716
	GERMANY.....	34	11,262
8508200020	ELECTRIC HAND SAWS, CIRCULAR TYPE NO	40	3,264
	GERMANY.....	40	3,264
8508800080	ELECTROPNEUMATIC HAND ROTARY & PERCUSSION HAMMERS NO	13	18,044
	UNITED KINGDOM OF GT BRITAIN.....	13	18,044
8508800090	OTHER ELECTROMECHANICAL HAND TOOLS NO	1	2,736
	CHINA (TAIWAN).....	1	2,736
8508908000	ELECTROMECHANICAL HAND TOOL PARTS, NESOI X		21,234
	CHINA,PEOPLE'S REP.(MAINLAND).....		2,428
	ITALY.....		18,806
8509100030	ELECTRIC DOMESTIC VACUUM CLEANERS, CANISTER/TANK NO	336	23,182
	ITALY.....	336	23,182
8509100050	ELECTRIC DOMESTIC VACUUM CLEANERS, NESOI NO	178	14,768
	ITALY.....	178	14,768
8509400015	FOOD BLENDERS,DOMESTIC NO	12,693	223,612
	CHINA (TAIWAN).....	5	4,230
	CHINA,PEOPLE'S REP.(MAINLAND).....	5,356	73,602
	COLOMBIA.....	2,568	39,764
	MEXICO.....	4,784	106,016
8509400025	ELECTRIC DOMESTIC FOOD MIXERS,EXCEPT BLENDERS NO	1,200	7,104
	CHINA,PEOPLE'S REP.(MAINLAND).....	1,200	7,104
8509400030	ELECTRIC DOMESTIC JUICE EXTRACTORS NO	3,442	23,623
	BRAZIL.....	42	4,175
	HONG KONG.....	3,400	19,448
8509400040	ELECTRIC DOMESTIC FOOD GRINDERS AND PROCESSORS NO	9,800	94,671
	CHINA (TAIWAN).....	5,400	26,197
	CHINA,PEOPLE'S REP.(MAINLAND).....	4,400	68,474
8509800040	ELECTRIC DOMESTIC CAN OPENERS INCL COMBINATION UNI NO	6,789	38,945
	CHINA,PEOPLE'S REP.(MAINLAND).....	6,789	38,945
8509800095	OTHER ELECTROMECHANICAL DOMESTIC APPLIANCES NO	2,031	29,120
	CHINA (TAIWAN).....	1,872	7,114
	ITALY.....	159	22,006
8510100000	ELECTRIC SHAVERS NO	386	9,780
	CHINA,PEOPLE'S REP.(MAINLAND).....	200	3,791
	JAPAN.....	186	5,989
8510200000	ELECTRIC HAIR CLIPPERS NO	2,180	14,110
	CHINA,PEOPLE'S REP.(MAINLAND).....	1,800	6,294
	GERMANY.....	200	5,798
	JAPAN.....	180	2,018
8511100000	INTERNAL COMBUSTION ENGINE SPARK PLUGS HUN	33,630	2,943,955
	JAPAN.....	29,658	2,658,231
	MEXICO.....	3,946	283,674
	UNITED KINGDOM OF GT BRITAIN.....	25	2,050
8511300040	INTERNAL COMBUSTION ENGINE DISTRIBUTORS NO	7,105	63,614
	JAPAN.....	7,105	63,614
8511300080	INTERNAL COMBUSTION ENGINE IGNITION COILS NO	8,365	36,439
	CHINA (TAIWAN).....	7,900	25,305

TABLE 2 - IMPORTS INTO PUERTO RICO FROM FOREIGN COUNTRIES
BY COMMODITY AND COUNTRY OF ORIGIN-FISCAL YEAR 1999

COMM-CODE	COMMODITY, COUNTRY AND UNIT OF QUANTITY	QUANTITY	VALUE-\$
	JAPAN.....	174	2,476
	REPUBLIC OF KOREA.....	291	8,658
8511400000	INTERNAL COMBUSTION ENGINE STARTER MOTORS NO	696	57,968
	CHINA (TAIWAN).....	81	2,018
	JAPAN.....	338	29,229
	REPUBLIC OF KOREA.....	277	26,719
8511500000	INTERNAL COMBUSTION ENGINE GENERATORS, NESOI NO	6,667	159,084
	CHINA, PEOPLE'S REP. (MAINLAND).....	4,742	41,821
	JAPAN.....	1,275	97,184
	REPUBLIC OF KOREA.....	650	20,059
8511802000	INTERNAL COMBUSTION ENGINE VOLTAGE REG. 6, 12, 24 V NO	7,755	29,688
	CHINA (TAIWAN).....	5,830	21,606
	JAPAN.....	1,925	8,082
8511808000	OTHER INTERNAL COMBUSTION ENGINE IGNITION EQUIPMNT X		38,799
	CHINA (TAIWAN).....		4,495
	JAPAN.....		19,140
	REPUBLIC OF KOREA.....		12,559
	SWEDEN.....		2,605
8511902000	PARTS FOR INTERNAL COMBUSTION ENGINE VOLTAGE REGUL X		11,320
	CHINA (TAIWAN).....		9,140
	JAPAN.....		2,180
8511906020	PARTS FOR INTERNAL COMBUSTION ENGINE DSTBR POINTS NO	3,700	2,197
	JAPAN.....	3,700	2,197
8511906040	OTHER PARTS FOR INTERNAL COMBUSTION ENGINE IGNITIO X		6,878,291
	BRAZIL.....		38,660
	CHINA (TAIWAN).....		240,337
	CHINA, PEOPLE'S REP. (MAINLAND).....		3,936
	DOMINICAN REPUBLIC.....		6,135,844
	JAPAN.....		154,331
	REPUBLIC OF KOREA.....		89,646
	UNITED KINGDOM OF GT BRITAIN.....		15,337
8512102000	BICYCLE LIGHTING EQUIPMENT X		8,606
	CHINA (TAIWAN).....		8,606
8512202040	LIGHTG. EQUIP. 8701.20, 8702, 8703, 8704, 8705 OR 8711 X		1,227,417
	CHINA (TAIWAN).....		401,022
	CHINA, PEOPLE'S REP. (MAINLAND).....		6,200
	JAPAN.....		548,145
	REPUBLIC OF KOREA.....		272,050
8512202080	LIGHTING EQUIPMENT FOR VEHICLES, NESOI X		13,052
	CHINA (TAIWAN).....		5,942
	ITALY.....		7,110
8512204040	VIS SIG. EQUIP. 8701.20, 8702, 8703, 8704, 8705, OR 8711 X		506,761
	CHINA (TAIWAN).....		100,253
	CHINA, PEOPLE'S REP. (MAINLAND).....		9,306
	GERMANY.....		18,539
	JAPAN.....		348,370
	REPUBLIC OF KOREA.....		30,293
8512204080	VISUAL SIGNALING EQUIPMENT FOR VEHICLES, NESOI X		7,249
	CHINA (TAIWAN).....		7,249
8512300020	MOTOR VEHICLE HORNS X		132,244
	CHINA (TAIWAN).....		84,176
	ITALY.....		35,010
	JAPAN.....		13,058
8512300040	MOTOR VEHICLE SOUND SIGNALING EQUIP EXCEPT HORNS X		8,870
	CHINA (TAIWAN).....		8,870
8512404000	MOTOR VEHICLE WINDSHIELD WIPERS X		20,389
	CHINA, PEOPLE'S REP. (MAINLAND).....		20,389
8512902000	PARTS OF MOTOR VEHICLE OR CYCLE SIGNALING EQUIPME X		16,201
	CHINA (TAIWAN).....		16,201
8512906000	MOTOR VEHICLE LIGHTING EQUIPMENT PARTS X		81,415
	CHINA (TAIWAN).....		16,528
	JAPAN.....		49,241
	SPAIN.....		15,646
8512909000	PARTS OF WINDSHIELD WIPERS X		100,879
	BELGIUM.....		28,597
	CHINA (TAIWAN).....		13,460
	JAPAN.....		58,822
8513102000	FLASHLIGHTS NO	105,234	195,406
	CHINA (TAIWAN).....	2,400	5,400
	CHINA, PEOPLE'S REP. (MAINLAND).....	92,834	184,566

TABLE 2 - IMPORTS INTO PUERTO RICO FROM FOREIGN COUNTRIES
BY COMMODITY AND COUNTRY OF ORIGIN-FISCAL YEAR 1999

COMM-CODE	COMMODITY, COUNTRY AND UNIT OF QUANTITY	QUANTITY	VALUE-\$
	HONG KONG.....	10,000	5,440
8513104000	PORTABLE ELECTRIC LAMPS (EXCEPT FLASHLIGHTS) NO	230,782	396,527
	CHINA (TAIWAN).....	4,182	15,718
	CHINA, PEOPLE'S REP. (MAINLAND).....	180,824	302,305
	HONG KONG.....	8,532	38,827
	INDONESIA.....	35,004	18,452
	JAPAN.....	160	8,245
	MEXICO.....	2,000	16,980
8513904000	PARTS FOR PORTABLE ELEC LAMPS, (EXCEPT FLASHLIGHT) X		5,472
	CHINA, PEOPLE'S REP. (MAINLAND).....		5,472
8514100000	RESISTANCE HEAT FURNACES AND OVENS NO	14	28,321
	UNITED KINGDOM OF GT BRITAIN.....	14	28,321
8514308000	INDUSTRIAL OR LABORATORY FURNACES AND OVENS, NESOI NO	1,212	59,038
	CHINA, PEOPLE'S REP. (MAINLAND).....	1,210	29,605
	GERMANY.....	1	7,000
	SPAIN.....	1	22,433
8514900000	PTS FOR INDUSTRIAL/LAB ELECTRIC HEATING EQUIPMENT X		37,800
	CANADA.....		37,800
8515190000	BRAZING OR SOLDERING MACHINES, NESOI NO	3	247,420
	NETHERLANDS.....	2	174,700
	UNITED KINGDOM OF GT BRITAIN.....	1	72,720
8515210000	ELECTRIC WELDERS, RESISTANCE, FULL OR PART AUTOMAT NO	3	58,748
	CHINA (TAIWAN).....	3	58,748
8515290000	ELECTRIC WELDERS, RESISTANCE, NESOI NO	494	123,881
	AUSTRALIAN ISLANDS.....	18	44,420
	ITALY.....	476	79,461
8515390020	ELECTRIC WELDERS, ARC, AC TRANSFORMER TYPE, NON-ROT NO	1	3,134
	CANADA.....	1	3,134
8515800080	ELECTRIC HOT SPRAYING METAL MACHINES, NESOI NO	8	36,632
	CHINA (TAIWAN).....	8	36,632
8515904000	PARTS OF BRAZING AND SOLDERING EQUIP X		13,170
	GERMANY.....		2,138
	UNITED KINGDOM OF GT BRITAIN.....		11,032
8516100040	ELECTRIC STORAGE WATER HEATERS NO	3,185	192,040
	CHINA (TAIWAN).....	60	17,875
	UNITED KINGDOM OF GT BRITAIN.....	3,125	174,165
8516100080	ELECTRIC WATER HEATERS, NESOI, AND IMMERSION HEATE NO	24,740	161,708
	COLOMBIA.....	5,000	34,000
	SPAIN.....	100	3,976
	VENEZUELA.....	19,640	123,732
8516290060	ELECTRIC PORTABLE SPACE HEATERS, NESOI NO	120	8,000
	MEXICO.....	120	6,000
8516310000	ELECTRIC HAIR DRYERS NO	8,648	143,725
	CHINA, PEOPLE'S REP. (MAINLAND).....	4,846	56,628
	ITALY.....	4,800	87,097
8516320020	ELECTRIC HAIR CURLERS NO	2,400	5,304
	CHINA, PEOPLE'S REP. (MAINLAND).....	2,400	5,304
8516320040	ELECTROTHERMIC HAIRDRESSING APPARATUS, NESOI X		3,816
	CHINA, PEOPLE'S REP. (MAINLAND).....		3,816
8516404000	ELECTRIC FLATIRONS, NESOI NO	114,358	793,279
	CHINA, PEOPLE'S REP. (MAINLAND).....	81,474	349,719
	COLOMBIA.....	7,632	57,126
	MEXICO.....	45,252	386,434
8516500030	MICROWAVE OVENS HAVING CAPACITY <=22.5 LITERS NO	160	28,749
	JAPAN.....	100	26,124
	REPUBLIC OF KOREA.....	60	2,625
8516500060	MICROWAVE OVENS HAVING CAPACITY >22.5L <=31.0L NO	2,244	433,664
	CHINA, PEOPLE'S REP. (MAINLAND).....	580	34,910
	JAPAN.....	1,536	389,626
	REPUBLIC OF KOREA.....	80	5,000
	THAILAND.....	48	4,128
8516500090	MICROWAVE OVENS HAVING CAPACITY >31.0 LITERS NO	1,980	160,848
	HONG KONG.....	896	66,358
	REPUBLIC OF KOREA.....	894	64,490
8516604060	ELECTRIC COOKING STOVES AND MICROWAVE OVEN COMBINA NO	350	21,630
	CHINA, PEOPLE'S REP. (MAINLAND).....	350	21,630
8516604070	ELEC COOK STOVES, RANG & OV, PORT, EXC MICROWAVE COMB NO	16,430	186,343
	CHINA, PEOPLE'S REP. (MAINLAND).....	9,764	103,489
	COLOMBIA.....	1,206	18,851
	MEXICO.....	5,460	64,003

TABLE 2 - IMPORTS INTO PUERTO RICO FROM FOREIGN COUNTRIES
BY COMMODITY AND COUNTRY OF ORIGIN-FISCAL YEAR 1999

COMM-CODE	COMMODITY, COUNTRY AND UNIT OF QUANTITY	QUANTITY	VALUE-\$
8516604080	ELECTRIC COOKING STOVES, RANGES & OVENS, NESOI	NO	4,572
	BRAZIL.....	614	37,148
	COLOMBIA.....	1,088	18,713
	COSTA RICA.....	2,624	342,434
	MEXICO.....	268	40,305
8516606000	COOKING APPARATUS, ELECTRIC; GRILLERS,ROASTERS,ETC	NO	17,984
	CHINA,PEOPLE'S REP.(MAINLAND).....	17,984	191,028
8516710020	AUTOMATIC DRIP & PUMP TYPE ELECTRIC COFFEE MAKERS	NO	4,106
	CHINA,PEOPLE'S REP.(MAINLAND).....	4,104	37,921
	DENMARK.....	2	9,912
8516710040	PERCOLATOR TYPE COFFEE MAKERS,DOMESTIC	NO	9,187
	CHINA,PEOPLE'S REP.(MAINLAND).....	9,187	28,720
8516710060	ELECTRIC COFFEE MAKERS,NESOI, DOMESTIC	NO	21,653
	CHINA,PEOPLE'S REP.(MAINLAND).....	21,120	177,182
	ITALY.....	533	27,458
8516710080	ELECTRIC TEA MAKERS,DOMESTIC	NO	96
	ITALY.....	96	77,441
8516720000	ELECTRIC TOASTERS	NO	19,999
	CHINA,PEOPLE'S REP.(MAINLAND).....	19,999	120,202
8516790000	OTHER ELECTROTHERMIC APPLIANCES, DOMESTIC	NO	22,758
	BRAZIL.....	4,000	28,600
	CHINA,PEOPLE'S REP.(MAINLAND).....	16,008	186,784
	INDIA.....	1,400	20,476
	JAPAN.....	1,350	22,080
8516808000	ELECTRIC HEATING RESISTORS, NESOI	X	3,023
	GERMANY.....		3,023
8516900500	PARTS OF HEATING APPARATUS IN 8516.10, .21, .29	X	122,457
	CHINA (TAIWAN).....		114,901
	FRANCE.....		5,116
	UNITED KINGDOM OF GT BRITAIN.....		2,440
8516909000	PARTS OF ELECTROTHERMIC APPARATUS, NESOI	X	18,341
	DENMARK.....		2,079
	GERMANY.....		7,950
	ITALY.....		8,312
8517110000	LINE TELEPHONE SETS WITH CORDLESS HANDSETS	NO	21,065
	CHINA (TAIWAN).....	10,860	1,235,855
	CHINA,PEOPLE'S REP.(MAINLAND).....	3,100	434,879
	JAPAN.....	4,056	125,570
	MALAYSIA.....	2,259	392,334
	MEXICO.....	790	156,772
8517198020	TELEPHONE SETS, ONE LINE, NO FEATURES, TONE SIGNAL	NO	12,340
	CHINA,PEOPLE'S REP.(MAINLAND).....	3,600	126,400
	HONG KONG.....	8,740	70,985
8517198040	TELEPHONE SETS, ONE LINE, NO FEATURES, Q/T TONE	NO	11,588
	CHINA (TAIWAN).....	152	52,841
	CHINA,PEOPLE'S REP.(MAINLAND).....	11,436	90,816
8517198070	TELEPHONE SETS, ONE LINE, W/SPECIAL FEATURES,NESOI	NO	1,511
	BRAZIL.....	1,000	202,531
	CANADA.....	350	184,000
	CHINA (TAIWAN).....	181	8,705
8517210000	FACSIMILE MACHINES	NO	5,314
	CHINA (TAIWAN).....	500	9,826
	CHINA,PEOPLE'S REP.(MAINLAND).....	200	823,029
	ITALY.....	72	70,875
	JAPAN.....	610	27,000
	MALAYSIA.....	3,496	21,888
	SINGAPORE.....	15	126,345
	THAILAND.....	421	454,968
8517303000	TELEPHONIC SWITCHING APPARATUS,NESOI	NO	1,932
	GERMANY.....	1,923	758,297
	NETHERLANDS.....	9	751,877
8517501000	MODEMS OF A KIND USED WITH DATA PRCSG MCH OF 8471	NO	220
	CANADA.....	174	6,420
	NETHERLANDS.....	46	318,491
8517801010	TELEPHONIC INTERCOM SYSTEMS	NO	300
	REPUBLIC OF KOREA.....	300	303,892
8517801020	TELEPHONIC APPARATUS, NESOI	X	51,581
	CHINA,PEOPLE'S REP.(MAINLAND).....		3,556
	PANAMA.....		3,556
	REPUBLIC OF KOREA.....		8,700
			33,558
			2,400

TABLE 2 - IMPORTS INTO PUERTO RICO FROM FOREIGN COUNTRIES
BY COMMODITY AND COUNTRY OF ORIGIN-FISCAL YEAR 1999

COMM-CODE	COMMODITY, COUNTRY AND UNIT OF QUANTITY	QUANTITY	VALUE-\$
	SPAIN.....		8,923
8517900400	PARTS OF FACSIMILE MACH SPECIFIED IN U.S. NOTE 7 X		21,487
	JAPAN.....		10,551
	NETHERLANDS.....		10,936
8517900800	PARTS OF FACSIMILE MACHINES, NESOI X		30,160
	JAPAN.....		30,160
8517901200	PTS OF TELEPHONE SETS INCORP PRINTED CIRCUIT ASSEM X		5,478,538
	COSTA RICA.....		5,419,734
	DOMINICAN REPUBLIC.....		58,804
8517902400	PTS FR TELEPHONE SWITCH,TERMINAL APP INC PC ASSEMB X		2,175,749
	CANADA.....		569,357
	MEXICO.....		77,455
	SWEDEN.....		1,526,937
8517903200	PTS OF ART OF 8517.20,8517.30, 8517.40.50, 8517.81 X		19,330
	CANADA.....		10,167
	ISRAEL.....		9,163
8517903400	PTS OF TELEPHONE,TELEGRAPH SWITCH APPA INC PC ASSM X		14,406
	ISRAEL.....		14,406
8517903600	PC ASSEMB FOR TELEPHONE SWIT,TERM APPA O/T TEL SETS X		162,924
	CANADA.....		160,592
	MEXICO.....		2,332
8517903800	PC ASSEMBLIES FOR TELEPHONIC APPARATUS, NESOI X		63,423
	CANADA.....		42,147
	ISRAEL.....		18,352
	MEXICO.....		2,924
8517905200	PTS,INC FACE PLATES,LOCK LATCHES,PC ASSMB,TELEPHONE X		264,172
	CANADA.....		224,487
	ISRAEL.....		39,685
8517906400	PARTS OF TELEPHONIC APPARATUS, NESOI X		1,024,691
	CANADA.....		161,458
	COSTA RICA.....		843,233
8518108030	MICROPHONES, NESOI NO	1,058	18,648
	CHINA (TAIWAN).....	458	15,180
	CHINA,PEOPLE'S REP.(MAINLAND).....	600	3,468
8518108040	STANDS FOR MICROPHONES X		2,401
	CHINA (TAIWAN).....		2,401
8518210000	SINGLE LOUDSPEAKERS, MOUNTED IN THEIR ENCLOSURES NO	5,821	48,942
	CHINA (TAIWAN).....	4,700	21,674
	CHINA,PEOPLE'S REP.(MAINLAND).....	1,000	21,454
	MEXICO.....	60	2,096
	THAILAND.....	61	3,718
8518220000	MULTIPLE LOUDSPEAKERS,MOUNTED IN SAME ENCLOSURE NO	3,240	620,973
	MALAYSIA.....	2,520	604,472
	THAILAND.....	720	16,501
8518298000	LOUDSPEAKERS,WHETH OR NOT ENCLOSURES MOUNTED,NESOI NO	1,518,804	3,562,440
	CHINA (TAIWAN).....	1,484,406	3,322,783
	CHINA,PEOPLE'S REP.(MAINLAND).....	50,892	131,433
	HONG KONG.....	3,430	89,232
	JAPAN.....	50	7,417
	SINGAPORE.....	60	2,375
	THAILAND.....	166	9,200
8518301000	LINE TELEPHONE HANDSETS NO	250	2,755
	JAPAN.....	250	2,755
8518302000	OTHER HEADPHONES,EARPHONES, MICROPHONE/SPEAKER NO	11,498	23,491
	CHINA (TAIWAN).....	180	5,892
	CHINA,PEOPLE'S REP.(MAINLAND).....	11,318	17,599
8518402000	AUDIO FREQUENCY ELECTRIC AMPLIFIERS, NESOI NO	12,864	686,628
	CHINA,PEOPLE'S REP.(MAINLAND).....	9,445	470,937
	GERMANY.....	214	38,134
	HONG KONG.....	2,680	170,780
	MALAYSIA.....	125	6,775
8518500000	ELECTRIC SOUND AMPLIFIER SETS NO	992	79,211
	CHINA (TAIWAN).....	51	10,124
	CHINA,PEOPLE'S REP.(MAINLAND).....	608	26,016
	GERMANY.....	81	2,982
	JAPAN.....	41	17,812
	MALAYSIA.....	75	4,082
	SINGAPORE.....	90	9,163
	UNITED KINGDOM OF GT BRITAIN.....	46	9,032
8518908000	PARTS OF MICROPHONES,LOUDSPEAKERS,AMPLIFIERS,NESOI X		1,122,820

TABLE 2 - IMPORTS INTO PUERTO RICO FROM FOREIGN COUNTRIES
BY COMMODITY AND COUNTRY OF ORIGIN-FISCAL YEAR 1999

COMM-CODE	COMMODITY, COUNTRY AND UNIT OF QUANTITY	QUANTITY	VALUE-\$
	CHINA (TAIWAN).....		986,788
	CHINA, PEOPLE'S REP. (MAINLAND).....		21,254
	GERMANY.....		24,102
	JAPAN.....		55,228
	UNITED KINGDOM OF GT BRITAIN.....		35,450
8519100000	COIN- OR TOKEN-OPERATED RECORD PLAYERS NO	45	99,487
	GERMANY.....	45	99,487
8519390020	TURNTABLES WITH AUTOMATIC TONE ARM OPERATION, NESOI NO	25	2,931
	JAPAN.....	25	2,931
8519390040	TURNTABLES, NESOI NO	105	19,248
	JAPAN.....	105	19,248
8519920000	POCKET-SIZE CASSETTE PLAYERS NO	4,392	19,578
	CHINA, PEOPLE'S REP. (MAINLAND).....	4,392	19,578
8519990045	OPTICAL DISC (INCLUDING COMPACT DISC) PLAYERS NO	32,775	2,109,723
	CHINA, PEOPLE'S REP. (MAINLAND).....	8,488	350,900
	HONG KONG.....	30	4,146
	JAPAN.....	11,431	800,547
	MALAYSIA.....	7,162	429,501
	REPUBLIC OF KOREA.....	1,754	176,272
	SINGAPORE.....	3,850	343,342
	THAILAND.....	60	5,015
8519990060	DELECTRIC SOUND REPRODUCING APPARATUS, NESOI NO	5,152	268,378
	JAPAN.....	5,152	268,378
8520200040	ANNOUNCE AND RECORD TELEPHONE ANSWERING MACHINES NO	2,166	59,342
	CHINA (TAIWAN).....	300	13,350
	CHINA, PEOPLE'S REP. (MAINLAND).....	836	13,877
	JAPAN.....	150	9,861
	MALAYSIA.....	780	22,254
8520320000	MAGNETIC TAPE RECORDER/PLAYERS, DIGITAL AUDIO TYPE NO	6,050	62,880
	CHINA, PEOPLE'S REP. (MAINLAND).....	6,000	48,730
	JAPAN.....	50	14,150
8520330020	CASSETTE TAPE RECORDER/PLAYERS, MICROCASSETTE TYPE NO	654	13,558
	JAPAN.....	654	13,558
8520330040	CASSETTE TAPE RECORDER/PLAYERS, STEREO, AC ONLY NO	130	10,580
	SINGAPORE.....	130	10,580
8520330070	CASSETTE TAPE RECORDER/PLAYERS, WITHOUT SPEAKERS NO	730	41,099
	JAPAN.....	330	9,244
	SINGAPORE.....	400	31,855
8520330090	CASSETTE TAPE RECORDER/PLAYERS, NESOI NO	3,106	124,144
	CHINA (TAIWAN).....	666	11,071
	CHINA, PEOPLE'S REP. (MAINLAND).....	600	5,052
	JAPAN.....	820	33,030
	SINGAPORE.....	920	74,991
8520390070	TAPE RECORDER/PLAYERS NESOI NO	5	3,802
	JAPAN.....	5	3,802
8520900040	OPTICAL DISC RECORDERS NO	3	2,174
	JAPAN.....	3	2,174
8520900080	OTHER MAGNETIC SOUND RECORDING OR REPRODUCING EQUI NO	379	24,434
	JAPAN.....	378	19,434
	UNITED KINGDOM OF GT BRITAIN.....	1	5,000
8521106000	VIDEO CASSETTE & CARTRIDGE RECORDER/PLAYERS, COLOR NO	50,358	5,193,130
	JAPAN.....	36,773	3,623,273
	MALAYSIA.....	10,585	1,253,402
	MEXICO.....	3,000	316,455
8521109000	VIDEO TAPE RECORDING OR PLAYING EQUIP, EXC COLOR NO	10	6,009
	JAPAN.....	10	6,009
8521900000	VIDEO RECORDING OR REPRODUCING APPARATUS EXC TAPE NO	7,718	1,833,221
	JAPAN.....	7,718	1,833,221
8522907580	PARTS, NESOI, FOR RECORDERS AND REPRODUCERS, NESOI X		8,120
	CHINA (TAIWAN).....		3,018
	REPUBLIC OF KOREA.....		5,102
8523110000	UNRECORDED MAGNETIC TAPE =< 4 MM WIDTH NO	32,900	10,033
	CHINA, PEOPLE'S REP. (MAINLAND).....	32,900	10,033
8523120020	UNRECORDED MAGNETIC TAPE >4 & =<6.5MM, AUDIO, NESOI X		13,830
	CHINA, PEOPLE'S REP. (MAINLAND).....		7,069
	JAPAN.....		6,761
8523120040	UNRECORDED MAGNETIC TAPE >4 & =<6.5MM, VIDEO X		35,070
	JAPAN.....		35,070
8523120060	UNRECORDED MAGNETIC TAPE, >4 MM BUT =<6.5 MM, NESOI X		10,020
	JAPAN.....		10,020

TABLE 2 - IMPORTS INTO PUERTO RICO FROM FOREIGN COUNTRIES
BY COMMODITY AND COUNTRY OF ORIGIN-FISCAL YEAR 1999

COMM-CODE	COMMODITY, COUNTRY AND UNIT OF QUANTITY		QUANTITY	VALUE-\$
8523130040	UNRECORDED MAGNETIC TAPE >6.5MM, VIDEO, CASSETTE	NO	15,920	26,743
	JAPAN.....		15,920	26,743
8523130060	UNRECORDED MAGNETIC TAPE >6.5MM, VIDEO, NESOI	X		10,855
	JAPAN.....			10,855
8523130080	UNRECORDED MAGNETIC TAPE >6.5MM, NESOI	X		4,950
	JAPAN.....			4,950
8523200000	UNRECORDED MAGNETIC DISCS	NO	962,004	196,950
	BRAZIL.....		304	29,925
	CHINA (TAIWAN).....		980,000	183,200
	JAPAN.....		1,700	3,825
8523300000	CARDS INCORPORATING A MAGNETIC STRIPE	NO	148,400	46,657
	CANADA.....		37,400	17,288
	COLOMBIA.....		111,000	29,359
8524310030	DISCS FOR LASER READING SYSTEMS, FOR REPROD PHENOME	NO	12,242	283,441
	AUSTRALIAN ISLANDS.....		2	3,825
	IRELAND.....		3,597	38,002
	ISRAEL.....		120	6,800
	MEXICO.....		180	7,425
	SPAIN.....		8,343	227,389
8524320000	DISCS FOR LASER READING SYSTEMS, REPROD SOUND ONLY	NO	55,440	97,540
	COLOMBIA.....		3,987	5,981
	MEXICO.....		40,833	68,796
	SPAIN.....		8,820	18,783
	UNITED KINGDOM OF GT BRITAIN.....		2,000	3,980
8524513040	MAGNETIC TAPE RECORDINGS =< 4MM, CASSETTE, AUDIO	NO	62,499	134,453
	CHINA, PEOPLE'S REP. (MAINLAND).....		6,720	71,280
	COLOMBIA.....		1,835	2,840
	MEXICO.....		53,844	60,333
8524521040	MAGNETIC TAPE RECORDINGS >4MM AND =<6.5MM, VIDEO,	LNH	60,000	13,500
	MEXICO.....		60,000	13,500
8524910030	PREPACKAGED SOFTWARE FOR ADP, RETAIL, ON MAG MEDIA	NO	153	3,199
	JAPAN.....		153	3,199
8524994000	RECORDED MEDIA FOR SOUND, ETC., NESOI	NO	8	12,000
	ISRAEL.....		8	12,000
8525101000	TV SET TOP BOXES WHICH HAVE A COMMUNICATION FUNCTN	NO	8,254	438,898
	MALAYSIA.....		2,384	258,112
	MEXICO.....		397	81,974
	PHILIPPINES.....		5,000	35,000
	THAILAND.....		473	63,812
8525103035	CONVERTERS, DECODERS, PREAMPLIFIR, ETC, CLOSED CIRC TV	X		2,110,975
	CHINA (TAIWAN).....			1,278,900
	REPUBLIC OF KOREA.....			8,000
	SWITZERLAND.....			823,075
8525103040	TELEVISION TRANSMISSION APPARATUS, NESOI	X		63,687
	CANADA.....			5,175
	CHINA, PEOPLE'S REP. (MAINLAND).....			58,512
8525107085	TRANSMITTERS FR FREQUENCY >1000 MHZ, RADIOBROADCAST	NO	6	11,962
	ITALY.....		6	11,962
8525107090	TRANSMISSION APPARATUS FOR RADIOBROADCASTING, NESOI	X		3,930
	JAPAN.....			3,930
8525203010	RADIO TRANSCEIVERS, HAND-HELD, FREQ <30MHZ	NO	3,600	27,720
	CHINA, PEOPLE'S REP. (MAINLAND).....		3,600	27,720
8525209070	CELLULAR RADIOTELEPHONES FOR PCRS, 1 KG AND UNDER	NO	13,837	2,979,316
	BRAZIL.....		10,337	1,832,816
	REPUBLIC OF KOREA.....		3,500	1,048,500
8525209080	RADIO AND TELEVISION TRANSMISSION APPARATUS, NESOI	X		4,793,328
	CANADA.....			632,652
	REPUBLIC OF KOREA.....			1,495,000
	SWEDEN.....			2,665,676
8525309005	TELEVISION CAMERAS, NESOI, COLOR	NO	6,814	1,865,406
	JAPAN.....		6,784	1,858,403
	REPUBLIC OF KOREA.....		30	7,003
8525309060	TELEVISION CAMERAS, EXCEPT COLOR	NO	280	102,260
	CANADA.....		100	6,451
	JAPAN.....		180	95,809
8525404000	DIGITAL STILL IMAGE VIDEO CAMERAS	NO	2,501	1,341,818
	JAPAN.....		2,501	1,341,818
8525408020	CAMCORDERS, 8MM	NO	6,958	2,882,642
	JAPAN.....		6,958	2,882,642
8525408050	CAMCORDERS (OTHER THAN 8 MM), NESOI	NO	1,022	402,041

TABLE 2 - IMPORTS INTO PUERTO RICO FROM FOREIGN COUNTRIES
BY COMMODITY AND COUNTRY OF ORIGIN-FISCAL YEAR 1999

COMM-CODE	COMMODITY, COUNTRY AND UNIT OF QUANTITY	QUANTITY	VALUE-\$
	JAPAN.....	1,022	402,041
8525408085	STILL IMAGE VIDEO CAMERA, VIDEO CAMERA RECORDR, NESOI NO	302	85,708
	CHINA (TAIWAN).....	140	15,550
	CHINA, PEOPLE'S REP. (MAINLAND).....	2	4,104
	JAPAN.....	160	88,054
8526910040	RADIO NAVIGATIONAL AID APPARATUS, NESOI NO	8	80,184
	CANADA.....	4	77,204
	UNITED KINGDOM OF GT BRITAIN.....	2	2,990
8526920000	RADIO REMOTE CONTROL APPARATUS X		8,350
	THAILAND.....		8,350
8527120000	POCKET-SIZE RADIO CASSETTE PLAYERS NO	4,150	23,079
	CHINA, PEOPLE'S REP. (MAINLAND).....	4,100	18,831
	JAPAN.....	50	4,448
8527131140	RADIO-TAPE COMB OPTICAL DISC PLAYER OR RECORDERS NO	840	15,214
	CHINA, PEOPLE'S REP. (MAINLAND).....	300	8,065
	JAPAN.....	540	7,149
8527131180	RADIO-TAPE COMBINATIONS INCAPABLE OF RECORDING NO	11,784	123,838
	CHINA (TAIWAN).....	1,584	47,228
	CHINA, PEOPLE'S REP. (MAINLAND).....	9,000	60,722
	JAPAN.....	1,200	15,888
8527132010	RADIO-TAPE COMBINATIONS, CASSETTE, BATTERY, STEREO NO	5,770	149,064
	CHINA, PEOPLE'S REP. (MAINLAND).....	3,100	75,873
	JAPAN.....	2,670	73,191
8527132060	RADIO-TAPE RECORD COMBINTN, BTY, CASSTTE, EX STEREO NO	3,320	43,912
	CHINA, PEOPLE'S REP. (MAINLAND).....	3,320	43,912
8527132080	RADIO-TAPE RECORDER COMBINATIONS, BTY, EX CASSETTE NO	1	3,000
	SWITZERLAND.....	1	3,000
8527136040	RADIOBROADCAST REC COMB INC OPTICAL DISC PLAY REC NO	31,458	1,963,065
	CHINA (TAIWAN).....	1,080	51,214
	CHINA, PEOPLE'S REP. (MAINLAND).....	23,865	1,445,814
	JAPAN.....	1,920	91,895
	MALAYSIA.....	2,481	165,260
	SINGAPORE.....	2,110	208,882
8527136080	RADIOBROADCAST RECEIVER COMBINATIONS, BTY, NESOI NO	200	8,838
	CHINA (TAIWAN).....	200	8,838
8527191000	RADIO RECEIVERS, BATTERY, WITH CLOCK OR TIMER N/O\$40 NO	3,672	23,238
	CHINA, PEOPLE'S REP. (MAINLAND).....	3,672	23,238
8527195015	RADIOBROADCAST RECEIVERS, BATTERY, WITH CLOCK NO	960	5,904
	CHINA, PEOPLE'S REP. (MAINLAND).....	960	5,904
8527195035	RADIOBROADCAST RECEIVERS, BATTERY, FM OR AM/FM NO	45,008	308,734
	CHINA (TAIWAN).....	2,000	7,800
	CHINA, PEOPLE'S REP. (MAINLAND).....	39,718	282,973
	HONG KONG.....	2,000	5,009
	JAPAN.....	1,290	12,952
8527195045	RADIOBROADCAST RECEIVERS, BATTERY, NESOI NO	4,200	20,010
	CHINA, PEOPLE'S REP. (MAINLAND).....	4,200	20,010
8527211005	MOTOR VEH RADIO-TAPE PLAYERS COMB, INC OPTICAL DISC NO	16,334	1,434,427
	CHINA (TAIWAN).....	900	42,678
	CHINA, PEOPLE'S REP. (MAINLAND).....	1,810	128,480
	JAPAN.....	1,416	135,947
	MALAYSIA.....	580	37,880
	REPUBLIC OF KOREA.....	10,428	991,691
	THAILAND.....	1,400	97,751
8527211015	MOTOR VEHICLE RADIO-TAPE PLAYERS, CASSETTE, STEREO NO	19,721	1,104,469
	CHINA (TAIWAN).....	8,466	412,365
	CHINA, PEOPLE'S REP. (MAINLAND).....	5,133	94,117
	HONG KONG.....	150	11,001
	JAPAN.....	916	83,342
	MALAYSIA.....	1,152	71,876
	REPUBLIC OF KOREA.....	2,254	306,847
	THAILAND.....	1,650	124,921
8527211020	MOTOR VEHICLE RADIO-TAPE PLAYERS, CASSETTE, NESOI NO	116	8,627
	THAILAND.....	116	8,627
8527214040	MOTR VEH RADIO-COMB (INC OPTICAL DISC) PLAYES, RECORD NO	7,859	823,414
	CHINA (TAIWAN).....	300	14,226
	CHINA, PEOPLE'S REP. (MAINLAND).....	1,708	173,281
	HONG KONG.....	900	83,881
	JAPAN.....	2,528	248,102
	REPUBLIC OF KOREA.....	2,425	303,924
8527294000	MOTOR VEHICLE RADIO RECEIVERS, FM OR AM/FM ONLY NO	1,247	14,532

TABLE 2 - IMPORTS INTO PUERTO RICO FROM FOREIGN COUNTRIES
BY COMMODITY AND COUNTRY OF ORIGIN-FISCAL YEAR 1999

COMM-CODE	COMMODITY, COUNTRY AND UNIT OF QUANTITY	QUANTITY	VALUE-\$
	CHINA, PEOPLE'S REP. (MAINLAND).....	1,247	14,532
8527298060	MOTOR VEHICLE RADIO RECEIVERS, NESOI NO	4,059	106,618
	CHINA, PEOPLE'S REP. (MAINLAND).....	4,059	106,618
8527314040	RADIO-TAPE PLAYER COMB, NON-RECORD INC OPTICAL DISC NO	19,886	3,232,419
	JAPAN.....	140	38,829
	MALAYSIA.....	12,030	2,048,956
	SINGAPORE.....	7,716	1,146,634
8527314080	RADIO-TAPE PLAYER COMBINATIONS, NON-RECORDING NO	2,260	123,748
	CHINA, PEOPLE'S REP. (MAINLAND).....	1,200	7,476
	JAPAN.....	180	2,383
	MALAYSIA.....	600	78,743
	SINGAPORE.....	280	34,146
8527315005	RADIO-TAPE RECORDERS, INC OPTICAL DISC PLAYER/RECRD NO	21,130	2,633,810
	CHINA, PEOPLE'S REP. (MAINLAND).....	19,715	2,339,234
	INDONESIA.....	249	57,145
	MALAYSIA.....	1,186	237,431
8527316040	RADIO-RECORDER COMB, INC OPTICAL DISC PLAYER/RECRD NO	2,970	484,511
	MALAYSIA.....	2,370	434,573
	SINGAPORE.....	600	49,938
8527321010	RADIO RECEIVER WITH DIGITAL CLOCK OR TIMER N/O \$40 NO	2,400	11,736
	CHINA, PEOPLE'S REP. (MAINLAND).....	2,400	11,736
8527390020	RADIOBROADCAST RECEIVER WITHOUT SPEAKERS NO	3,480	451,118
	MALAYSIA.....	1,890	242,758
	SINGAPORE.....	1,590	208,360
8527390040	RADIOBROADCAST RECEIVERS, NESOI NO	4,503	773,369
	MALAYSIA.....	1,081	166,363
	SINGAPORE.....	3,412	607,006
8527908500	RADIO PAGING RECEIVERS NO	11,429	602,515
	BELGIUM.....	11,300	593,250
	CHINA, PEOPLE'S REP. (MAINLAND).....	46	2,070
	MEXICO.....	83	7,195
8527909590	RECEPTION APPARATUS FOR RADIO, NESOI X		3,207
	CHINA (TAIWAN).....		3,207
8528122010	TV REC NON-HI DEF, COL, SINGLE TUBE, VIDEO N/O 33.02CM NO	600	63,160
	CHINA, PEOPLE'S REP. (MAINLAND).....	600	63,160
8528122012	TV REC, NON-HI DEF, COLOR, SING PT TUB, NON-PROJ, N/O 21 NO	600	63,160
	CHINA, PEOPLE'S REP. (MAINLAND).....	600	63,160
8528122015	TV REC, NON-HI, COL, SIN PCT TUBE, NON-PROJ, > 28 CM NO	1,595	167,180
	REPUBLIC OF KOREA.....	1,595	167,180
8528123224	RECEP FR TV, NON-HI, COL, SING PCT TUB, NO-PROJ, < 37CM NO	2,825	288,825
	REPUBLIC OF KOREA.....	2,825	288,825
8528123235	TV REC, NON-HI, COL, SING TUBE, NON-PROJ, DISP EX 45-50 NO	3,055	308,315
	REPUBLIC OF KOREA.....	3,055	308,315
8528123238	TV REC, NON-HI, COLOR TUBE, DIR VIEW, NON PROJ 50-52CM NO	2,301	304,806
	CHINA, PEOPLE'S REP. (MAINLAND).....	1,720	180,901
	MEXICO.....	581	123,905
8528123250	TV REC, NON-HI DEF, COL, TUBE, DIR VW, NO PROJ > 52< 77CM NO	664	152,536
	CHINA, PEOPLE'S REP. (MAINLAND).....	434	87,101
	MEXICO.....	230	65,435
8528123290	TV REC, NON-HI DEF, COL, W TUBE, DIR VW, NO PROJ EX 77C NO	44	22,137
	MEXICO.....	44	22,137
8528127200	REC TV, COLOR, FLAT PANEL SCREEN, DISPLAY EXC 33.02CM NO	20	22,740
	MEXICO.....	20	22,740
8528129800	RECEP TV; COLOR; VIDEO DISPLAY > 33.02 CM; NESOI NO	10	3,188
	CHINA (TAIWAN).....	10	3,188
8528130005	RECEP TV WITH TUBE COMBINED WITH RADIOS, RECORDERS NO	9,080	246,843
	CHINA, PEOPLE'S REP. (MAINLAND).....	9,080	246,843
8528130010	RECEP TV W/ TUBE COMBINED WITH RADIOS, ETC, NESOI NO	2,816	114,566
	CHINA, PEOPLE'S REP. (MAINLAND).....	2,816	114,566
8528130020	RECEP TV, 1 PIC TUBE FR DIR VIEW, MONO, DISPLAY >= 17 NO	1,664	44,562
	CHINA, PEOPLE'S REP. (MAINLAND).....	1,664	44,562
8528130030	RECEP TV, 1 PIC TUBE, MONO, DISP > 22 CM BUT <= 26 CM NO	8,448	343,704
	CHINA, PEOPLE'S REP. (MAINLAND).....	8,448	343,704
8528130035	RECEP TV 1 PIC TUBE MONO DISP > 26 CM BUT <= 33 CM NO	1,750	41,536
	CHINA, PEOPLE'S REP. (MAINLAND).....	1,750	41,536
8528210500	VIDEO MONITORS, CLR, INCOMPLE, NO CRT, INC RECORD/REPR NO	4	2,260
	ITALY.....	4	2,260
8528215200	VIDEO MONITORS, CLR, HI DEF, PROJEC, W/ CRT, NESOI NO	110	22,440
	CHINA (TAIWAN).....	100	18,590
	JAPAN.....	10	3,850

TABLE 2 - IMPORTS INTO PUERTO RICO FROM FOREIGN COUNTRIES
BY COMMODITY AND COUNTRY OF ORIGIN-FISCAL YEAR 1999

COMM-CODE	COMMODITY, COUNTRY AND UNIT OF QUANTITY	QUANTITY	VALUE-\$
8528220000	VIDEO MONITORS, BLACK & WHITE OR OTHER MONOCHROME CHINA (TAIWAN).....	NO 10	2,012 2,012
8528302000	VIDEO PROJ,CLR,INCOMPLETE,NOT CRT,FLAT PNL, NESOI FRANCE.....	NO 5	15,328 8,183
8528305000	JAPAN..... VIDEO PROJECTOR,CLOR,HI DEF,W/ CRT,INCRP REC/REP JAPAN.....	NO 1 1	7,143 6,037 6,037
8529102020	TELEVISION ANTENNAS, RECEIVING ONLY ITALY.....	NO 2,576 1	23,155 2,795
8529102050	MEXICO..... TELEVISION ANTENNAS, NESOI ITALY.....	NO 30 30	20,360 10,845 10,845
8529102090	TELEVISION ANTENNA REFLECTORS, NESOI UNITED KINGDOM OF GT BRITAIN.....	X 2,330	2,330 2,330
8529104040	RADAR, RADIO NAVIGATIONAL AID ANTENNAS CANADA.....	NO 6 6	29,700 29,700
8529107000	ANTENNA/ANTENNA REFLECTORS USED W/RADIO APPARATUS JAPAN.....	X 36,223	36,223 34,193
8529109000	REPUBLIC OF KOREA..... PARTS ANTENNA, FOR HEADINGS 8525 TO 8528, NESOI CHINA (TAIWAN).....	X 94,572 41,343	2,030 94,572 41,343
8529901960	CHINA, PEOPLE'S REP. (MAINLAND)..... MEXICO..... PRNT CIR ASSEMBLS, NOT ASSEM & SUBASSEM, NESOI JAPAN.....	X 48,705 8,476 X 8,476	4,524 48,705 8,476 8,476
8529902200	PRNTD CIRCUIT ASSMBLS SUBHDGS 85251090, 852520, ETC. MEXICO.....	X 112,836	112,836 112,836
8529902300	PRINTED CIRCUIT ASSEMBLIES, NESOI MEXICO.....	X 62,979	62,979 62,979
8529902400	PRNTD CIRCUIT ASSEMBLS, EXC OF TV, RADAR APP, NESOI MEXICO.....	X 77,782	77,782 77,782
8529902600	TRANSCEIVER ASSEM FR HD 8526.10, OTHR THAN PC ASSEM CANADA.....	X 48,891	48,891 48,891
8529903900	PRT OF TV RECVR, EXC TUNERS & SUBASSEMBLIES, NESOI GERMANY.....	X 7,548 3,231	7,548 3,231 4,317
8529908100	JAPAN..... OTHER PRTS OF AFTCLES OF 8525 & 8527, FOR TV CAMERAS JAPAN.....	X 4,223 X 4,223	4,223 4,223 4,223
8529908400	SUBASSEMBLIES, FOR SUBHEADINGS 85251090, 852520, ETC. SINGAPORE.....	X 797,027	797,027 8,302
8529908500	SWEDEN..... PARTS HEADING 8525, 8527, NESOI MEXICO.....	X 405,738 3,750	405,738 3,750 401,988
8529909380	SWEDEN..... PARTS FOR TELEVISION RECEIVERS, NESOI CHINA (TAIWAN).....	X 6,720 X 6,720	6,720 6,720 29,637
8529909760	OTHER PRTS RDIO RMOTE CNTRL AP, EXC ASSEM & SUBASSEM SWEDEN.....	X 29,637	29,637 29,637
8529909900	OTHER PRTS OF HEADINGS 8525-8528, NESOI CHINA (TAIWAN).....	X 72,785 2,100	72,785 2,100 70,685
8531100035	REPUBLIC OF KOREA..... BURGLAR ALARMS, ELECTRIC CHINA (TAIWAN).....	NO 2,738 1,450	66,012 48,225 8,506
8531100045	CHINA, PEOPLE'S REP. (MAINLAND)..... IRELAND..... VENEZUELA.....	NO 6 322	8,506 6,737 2,544
8531200020	IRELAND..... BURGLAR OR FIRE ALARMS AND SIMILAR APPARATUS, NESOI IRELAND.....	NO 101 100	60,314 52,512 7,802
8531200040	NETHERLANDS..... INDICATOR PANALS INCORPORATING LCD'S INDONESIA.....	X 3,203 X 3,203	3,203 3,203 34,848
8531809030	INDONESIA..... INDICATOR PANELS INCORPORATING LED'S IRELAND.....	X 29,229 5,619	29,229 5,619 15,670
8531809038	HORNS, ELECTRIC, EXCEPT VEHICLE OR CYCLE CHINA (TAIWAN).....	X 15,670 NO 4,698	15,670 15,670 16,099
8531809040	RADAR DETECTORS OF A KIND USED IN MOTOR VEHICLES ITALY.....	NO 4,698 X 6,652	16,099 16,099 6,652
	OTHER ELECTRIC SOUND SIGNALING DEVICES, NESOI BELGIUM.....	X 2,522	2,522

TABLE 2 - IMPORTS INTO PUERTO RICO FROM FOREIGN COUNTRIES
BY COMMODITY AND COUNTRY OF ORIGIN-FISCAL YEAR 1999

COMM-CODE	COMMODITY, COUNTRY AND UNIT OF QUANTITY	QUANTITY	VALUE-\$
8531809050	UNITED KINGDOM OF GT BRITAIN.....		4,130
	OTHER SIGNALING DEVICES, ELECTRIC, NESOI..... X		27,320
	CHINA, PEOPLE'S REP. (MAINLAND).....		5,342
	FRANCE.....		17,480
	IRELAND.....		4,488
8531901000	PARTS PRINTED CIRCUIT ASSEMBLIES OF 853120, 853180..... X		2,117
	DOMINICAN REPUBLIC.....		2,117
8531909000	PARTS OF ELEC SOUND/VISUAL SIGNAL APPARTUS, NESOI..... X		167,291
	CHINA, PEOPLE'S REP. (MAINLAND).....		30,794
	GERMANY.....		48,309
	IRELAND.....		15,366
	SWITZERLAND.....		27,030
	UNITED KINGDOM OF GT BRITAIN.....		45,792
8532210050	FIXED CAPACITORS, TANTALUM ELECTROLYTIC, SMD..... NO	283,814	167,513
	BRAZIL.....	5,000	5,700
	CHINA (TAIWAN).....	28,000	31,920
	CHINA, PEOPLE'S REP. (MAINLAND).....	111,114	40,001
	ISRAEL.....	4,000	4,560
	JAPAN.....	62,848	31,985
	MEXICO.....	52,852	53,347
8532220020	FIXED CAPACITORS, ALUMINUM ELECTROLYTIC =< 18 MM..... NO	1,426,864	70,542
	CHINA (TAIWAN).....	1,426,864	70,542
8532220055	FIXED CAPACITORS, ALUM ELECTRO > 35 MM BUT < 51 MM..... NO	480,000	13,584
	SINGAPORE.....	480,000	13,584
8532220060	FIXED CAPACITORS, ALUMINUM ELECTROLYTIC > 35 MM..... NO	600,000	16,980
	SINGAPORE.....	600,000	16,980
8532230060	FIXED CAPACITORS, CERAMIC, DIELECTRIC S L RADIAL L..... NO	90,050	4,554
	CHINA (TAIWAN).....	90,050	4,554
8532240020	FIXED CAPACITORS, CERAMIC, DIELECTRIC MLTLYR CHIPS..... NO	125,500	2,807
	GERMANY.....	125,500	2,807
8532240060	FIXED CAPACITORS, CERAMIC, DIELECTRIC MLTLR RDIAL..... NO	394,900	11,629
	AUSTRIA.....	216,000	6,048
	CHINA (TAIWAN).....	50,000	2,340
	GERMANY.....	128,900	3,241
8532250020	FIXED CAPACITORS, PAPER, PLASTIC, AC, => 300 B < 600V..... NO	50	2,340
	CHINA (TAIWAN).....	50	2,340
8532250045	FXD CPCTRS, PAPER, PLASTIC, LEADLESS, SURFACE MNTG..... NO	47,305	4,887
	BRAZIL.....	39,237	2,840
	GERMANY.....	8,068	2,247
8532250070	FIXED CAPACITORS, PAPER, PLASTIC, NESOI, RADIAL LD..... NO	4,879,000	240,825
	BRAZIL.....	4,759,000	237,873
	CHINA (TAIWAN).....	120,000	2,952
8532290040	FIXED CAPACITORS, NESOI..... NO	365,086	17,572
	CHINA (TAIWAN).....	359,000	3,799
	JAPAN.....	6,000	6,000
	REPUBLIC OF KOREA.....	66	7,773
8532300010	VARIABLE OR ADJUSTABLE CAPACITORS, MICA, GMC, GLSS..... NO	290,790	6,432
	MEXICO.....	290,790	6,432
8532300090	VARIABLE OR ADJUSTABLE CAPACITORS, NESOI..... NO	616,000	26,634
	CHINA (TAIWAN).....	515,000	11,096
	UNITED KINGDOM OF GT BRITAIN.....	101,000	15,538
8533100020	FIXED CARBON RESISTORS, COMP.FLM,SURF MT,TWO TERML..... NO	173,033	3,071
	MEXICO.....	173,033	3,071
8533210030	FIXED RESISTORS,NESOI, =< 20W, SMD 2 T FT CPS..... NO	11,678,395	39,721
	CHINA (TAIWAN).....	11,678,395	39,721
8533210040	FIXED RESISTORS,NESOI, =< 20W, SMD 2 T CYL LL..... NO	1,809,208	126,645
	JAPAN.....	1,809,208	126,645
8533210070	FIXED RESISTORS,NESOI, =< 20W, > 2 LEADS NESOI..... NO	512,500	70,925
	CHINA, PEOPLE'S REP. (MAINLAND).....	49,000	10,670
	IRELAND.....	400,000	52,000
	JAPAN.....	45,000	5,850
	MEXICO.....	18,500	2,406
8533210080	FIXED RESISTORS NESOI, =< 20W, 2 LEADS WIRE W..... NO	239,000	29,828
	REPUBLIC OF KOREA.....	239,000	29,828
8533210090	FIXED RESISTORS NESOI, =< 20W, 2 LEADS, NESOI..... NO	35,124,683	276,358
	JAPAN.....	29,657,683	228,204
	UNITED KINGDOM OF GT BRITAIN.....	5,467,000	48,154
8533290000	FIXED RESISTORS NESOI > 20 W POWER HDLG CPCY..... NO	255,343	251,242
	DOMINICAN REPUBLIC.....	17,174	10,072
	IRELAND.....	238,000	219,592

TABLE 2 - IMPORTS INTO PUERTO RICO FROM FOREIGN COUNTRIES
BY COMMODITY AND COUNTRY OF ORIGIN-FISCAL YEAR 1999

COMM-CODE	COMMODITY, COUNTRY AND UNIT OF QUANTITY	QUANTITY	VALUE-\$
8533310000	UNITED KINGDOM OF GT BRITAIN.....	169	21,578
	WIREWOUND VARIABLE RESISTORS, < 20 W NO	40,000	4,554
	REPUBLIC OF KOREA.....	40,000	4,554
8533408070	VARIABLE RESISTORS, NESOI NO	433,200	12,985
	JAPAN.....	48,000	2,514
8534000020	UNITED KINGDOM OF GT BRITAIN.....	385,200	10,471
	PRINTED CIRCUITS OF PLASTIC/GLASS =>3 LAYERS, CNDT NO	748,202	11,584,281
	CHINA (TAIWAN).....	391,031	5,820,124
	CHINA, PEOPLE'S REP. (MAINLAND).....	237,989	2,284,935
	GERMANY.....	16,637	2,223,802
	HONG KONG.....	93,058	1,181,388
	IRELAND.....	84	6,566
	REPUBLIC OF KOREA.....	6,650	33,845
	SINGAPORE.....	773	23,811
8534000070	PRINTED CIRCUITS, PLASTICS IMPREGNATED, NESOI NO	148,310	1,381,230
	CHINA (TAIWAN).....	79,500	174,800
	COSTA RICA.....	9,810	1,115,088
	REPUBLIC OF KOREA.....	59,000	81,262
8534000080	PRINTED CIRCUITS, FLEXIBLE TYPE NO	1,513,518	2,115,979
	CHINA (TAIWAN).....	17,150	6,517
	JAPAN.....	1,448,431	1,184,648
	SINGAPORE.....	47,938	914,814
8534000090	PRINTED CIRCUITS, NESOI NO	1,446,937	16,128,617
	CHINA (TAIWAN).....	1,017,152	1,279,567
	CHINA, PEOPLE'S REP. (MAINLAND).....	214,412	30,915
	DOMINICAN REPUBLIC.....	148,282	1,291,024
	GERMANY.....	48	48,000
	IRELAND.....	3,300	14,498
	ITALY.....	745	4,801
	SINGAPORE.....	62,998	13,459,812
8535100040	FUSES NESOI > 1000 V NO	11,475	3,088
	CHINA (TAIWAN).....	11,475	3,088
8535210000	AUTOMATIC CIRCUIT BREAKERS > 1000 V BUT < 72.5 KV NO	2	572,374
	SWITZERLAND.....	2	572,374
8535290020	AUTOMATIC CIRCUIT BREAKERS => 345 KV NO	20	55,887
	CANADA.....	20	55,887
8535290040	AUTOMATIC CIRCUIT BREAKERS NESOI > 72.5 KV < 345 K NO	2	7,845
	BRAZIL.....	2	7,845
8535300040	ISOLATING AND MAKE AND BREAK SWITCHES, KNIFE TYPE NO	140	10,164
	BRAZIL.....	140	10,164
8535300080	LIGHTNING ARRESTORS, SURGE SUPPRESSORS, VLTG LMTRS NO	1,050	48,090
	BRAZIL.....	1,050	48,090
8535400000	LIGHTNING ARRESTORS, VOLTAGE LIMITERS, SURGE SUPPS X		170,377
	CHINA, PEOPLE'S REP. (MAINLAND).....		14,107
	DOMINICAN REPUBLIC.....		125,000
	INDIA.....		29,264
8535908020	UNITED KINGDOM OF GT BRITAIN.....		2,008
	TERMINALS, ELC SPLICES AND ELC COUPLINGS NO	153,781	1,057,147
	CHINA (TAIWAN).....	36,930	12,516
	DOMINICAN REPUBLIC.....	118,851	1,044,631
8535908040	ELECTRICAL CONNECTORS, NESOI > 1000 V NO	2,421,510	1,175,398
	DOMINICAN REPUBLIC.....	2,224,296	1,148,484
	SINGAPORE.....	18,000	8,113
	UNITED KINGDOM OF GT BRITAIN.....	155,214	15,689
	VENEZUELA.....	24,000	3,132
8535908060	ELEC SWITCH & CIRCUIT PROTECT APP & CONNCTRS, NESOI NO	304,879	1,628,647
	AUSTRIA.....	34	16,041
	BRAZIL.....	20,000	5,460
	CHINA (TAIWAN).....	210,257	19,149
	CHINA, PEOPLE'S REP. (MAINLAND).....	11,652	5,254
	COLOMBIA.....	5,300	5,937
	COSTA RICA.....	26,434	14,727
	DOMINICAN REPUBLIC.....	31,199	1,516,791
	SWITZERLAND.....	3	45,288
8536100020	FUSES =< 1000 V, GLASS CARTRIDGE NO	192,000	4,087
	CHINA (TAIWAN).....	192,000	4,087
8536100040	FUSES =< 1000 V, NESOI NO	1,094,525	70,968
	CHINA (TAIWAN).....	503,004	23,854
	JAPAN.....	628	2,261
	NETHERLANDS.....	547,293	41,638

TABLE 2 - IMPORTS INTO PUERTO RICO FROM FOREIGN COUNTRIES
BY COMMODITY AND COUNTRY OF ORIGIN-FISCAL YEAR 1999

COMM-CODE	COMMODITY, COUNTRY AND UNIT OF QUANTITY	QUANTITY	VALUE-\$
	SWITZERLAND.....	43,600	3,215
8536200020	AUTOMATIC CIRCUIT BREAKERS =< 1000 V, MOLDED CASE..... NO	32,034,973	78,240,718
	DOMINICAN REPUBLIC.....	32,034,973	78,240,718
8536304000	MOTOR OVERLOAD PROTECTORS..... X		10,968
	SPAIN.....		10,968
8536308000	OTHER APPARATUS FOR PROTECTING ELC CIRCUITS, NESOI..... X		2,138,834
	DOMINICAN REPUBLIC.....		2,138,834
8536410005	AUTOMOTIVE SIGNALING FLASHERS..... NO	2,841	5,578
	CHINA (TAIWAN).....	2,600	3,196
	JAPAN.....	241	2,380
8536410020	RELAYS =< 60 V, & CONTACTS < 10 A ELCTMCHL..... NO	81,000	36,869
	CHINA, PEOPLE'S REP. (MAINLAND).....	54,000	24,679
	HONG KONG.....	27,000	12,190
8536410030	RELAYS =< 60 V, & CONTACTS < 10 A NESOI..... NO	444,086	407,218
	CHINA (TAIWAN).....	13,000	2,150
	HONG KONG.....	10,200	7,617
	JAPAN.....	420,886	397,451
8536410050	RELAYS =< 60 V NESOI, ELECTROMECHANICAL..... NO	119,000	65,302
	CHINA, PEOPLE'S REP. (MAINLAND).....	81,000	45,340
	HONG KONG.....	38,000	19,962
8536410060	RELAYS =< 60 V NESOI..... NO	24,835	28,871
	CHINA (TAIWAN).....	11,250	15,192
	ITALY.....	3,000	2,108
	REPUBLIC OF KOREA.....	585	2,957
	UNITED KINGDOM OF GT BRITAIN.....	10,000	8,614
8536490050	RELAYS > 60 V, & CONTACTS < 10 A ELCTMCHL..... NO	51	3,338
	CANADA.....	51	3,338
8536490055	RELAYS > 60 V, & CONTACTS < 10 A NESOI..... NO	20,000	5,818
	BRAZIL.....	20,000	5,818
8536490065	RELAYS > 60 V, CONTACTORS..... NO	1,873,152	22,731,854
	DOMINICAN REPUBLIC.....	1,794,910	22,641,818
	GERMANY.....	78,209	81,026
	JAPAN.....	33	9,010
8536490080	RELAYS > 60 V, NESOI..... NO	421	145,980
	JAPAN.....	1	7,437
	SPAIN.....	331	19,515
	UNITED KINGDOM OF GT BRITAIN.....	89	119,028
8536504000	MOTOR STARTERS..... NO	4,165	25,725
	CHINA (TAIWAN).....	4,165	25,725
8536507000	AC SWITCHES COUPLED INPUT/OUTPUT; CURRENT < 11 AMPS..... NO	3,222	3,012
	COSTA RICA.....	3,222	3,012
8536509020	SWITCHES, ROTARY, RATED =< 5 A..... NO	111	2,384
	GERMANY.....	111	2,384
8536509033	SWITCHES, PUSH-BUTTON, 5A OR LESS, RATED, NESOI..... NO	4,025	4,076
	COSTA RICA.....	4,025	4,076
8536509035	SWITCHES, PUSH-BUTTON, RATED > 5 A..... NO	141	2,609
	CHINA (TAIWAN).....	141	2,609
8536509050	SWITCHES, SLIDE = < 1000 V..... NO	2,016	33,204
	HAITI.....	2,016	33,204
8536509055	SWITCHES, LIMIT, => 1000 VOLTS..... NO	4,998,982	13,689,534
	HAITI.....	14,784	242,690
	ITALY.....	16,000	3,040
	ST. CHRISTOPHER-NEVIS.....	4,968,178	13,443,804
8536509065	SWITCHES, => 1000 VOLTS, NESOI..... NO	123,016	308,777
	BRAZIL.....	300	11,984
	CHINA (TAIWAN).....	67,149	82,564
	CHINA, PEOPLE'S REP. (MAINLAND).....	3,240	2,988
	COLOMBIA.....	29,112	26,208
	COSTA RICA.....	7,175	6,188
	FRANCE.....	1	2,325
	GERMANY.....	7,010	13,288
	ITALY.....	750	24,201
	JAPAN.....	8,062	125,237
	REPUBLIC OF KOREA.....	97	7,216
	THAILAND.....	120	6,600
8536610000	LAMP HOLDERS..... NO	196,558	120,820
	CHINA (TAIWAN).....	5,808	6,728
	MEXICO.....	167,012	104,287
	UNITED KINGDOM OF GT BRITAIN.....	21,734	4,822
	VENEZUELA.....	2,004	4,983

TABLE 2 - IMPORTS INTO PUERTO RICO FROM FOREIGN COUNTRIES
BY COMMODITY AND COUNTRY OF ORIGIN-FISCAL YEAR 1999

COMM-CODE	COMMODITY, COUNTRY AND UNIT OF QUANTITY	QUANTITY	VALUE-\$
8536694010	ELECTRICAL CONNECTORS, COAXIAL TYPE	NO	745
	CANADA.....	200	4,198
	UNITED KINGDOM OF GT BRITAIN.....	545	3,307
8536694040	ELECTRICAL CONNECTORS, PRINTED CIRCUIT TYPE	NO	1,087,310
	CHINA (TAIWAN).....	723,200	313,459
	CHINA, PEOPLE'S REP.(MAINLAND).....	309,288	78,296
	JAPAN.....	50,685	220,677
	MEXICO.....	4,157	9,803
8536694050	COAXIAL ELECTRICAL CONNECTORS, NESOI	NO	419,798
	CHINA (TAIWAN).....	380,020	6,683
	CHINA, PEOPLE'S REP.(MAINLAND).....	32,496	76,282
	HONG KONG.....	17,339	20,994
	IRELAND.....	9,935	39,685
	SWEDEN.....	8	5,346
8536698000	ELECTRICAL CONNECTORS, => 1000 VOLTS, NESOI	X	35,928
	CANADA.....		2,810
	CHINA, PEOPLE'S REP.(MAINLAND).....		30,238
	MALAYSIA.....		2,880
8536904000	TERMINALS, ELECTRICAL SPLICES/COUPLINGS; WAFER PROBER	X	279,778
	CHINA (TAIWAN).....		40,698
	CHINA, PEOPLE'S REP.(MAINLAND).....		211,148
	DOMINICAN REPUBLIC.....		4,379
	HONG KONG.....		14,821
	SPAIN.....		8,732
8536908010	ELECTRICAL DISTRIBUTION DUCTS	X	4,000
	CANADA.....		4,000
8536908030	ELECTRICAL JUNCTION BOXES	NO	155
	SPAIN.....	35	23,916
	UNITED KINGDOM OF GT BRITAIN.....	120	4,252
8536908085	ELECTRICAL APPARATUS FOR SWCH/PROTECT CIRCTS NESOI	X	19,664
	AUSTRIA.....		46,699,905
	CHINA (TAIWAN).....		2,379
	CHINA, PEOPLE'S REP.(MAINLAND).....		12,961
	DOMINICAN REPUBLIC.....		29,102
	GERMANY.....		45,254,997
	HONG KONG.....		3,286
	ITALY.....		45,023
	JAPAN.....		63,162
	MEXICO.....		67,798
	REP. OF SOUTH AFRICA.....		25,100
	REPUBLIC OF KOREA.....		240,608
	SWEDEN.....		364,992
	UNITED KINGDOM OF GT BRITAIN.....		549,072
	VENEZUELA.....		35,905
8537106000	MOTOR CONTROL CENTERS	NO	1
	GERMANY.....	1	12,515
8537109050	PANEL BOARDS & DISTRIBUTION BOARDS; <= 1,000 VOLTS	NO	879
	CANADA.....	26	12,515
	DOMINICAN REPUBLIC.....	511	240,162
	FRANCE.....	2	193,349
	MALAYSIA.....	31	15,612
	REPUBLIC OF KOREA.....	359	4,632
	THAILAND.....	50	3,759
8537109070	ELECTRICAL APPARATUS EQP WITH APTS FM HD 8535&36	NO	400
	BRAZIL.....	180	20,560
	FINLAND.....	1	2,250
	REPUBLIC OF KOREA.....	200	169,523
	SWEDEN.....	19	4,680
8537200020	SWITCHGEAR & SWITCHBOARD ASSEMBLIES > 1000 V	NO	1
	GERMANY.....	1	4,925
8537200040	ELECTRICAL APPARATUS EQP WITH APTS FM HD 8535&36	NO	12
	CANADA.....	1	6,471
	UNITED KINGDOM OF GT BRITAIN.....	11	153,447
8538100000	BOARDS, PANELS, CONSOLES ETC OF 8537 LESS APTS	X	1
	CANADA.....		167,500
	SPAIN.....		167,500
8538906000	MOLDED PTS SUIT FOR USE WITH APT IN 8535,8536,8537	X	12
	DOMINICAN REPUBLIC.....		15,112
8538908020	PARTS OF AUTOMATIC CIRCUIT BREAKERS	X	1
	BRAZIL.....		12,772
			2,340
			48,379
			45,170
			3,209
			39,408
			39,408
			94,145
			81,852

TABLE 2 - IMPORTS INTO PUERTO RICO FROM FOREIGN COUNTRIES
BY COMMODITY AND COUNTRY OF ORIGIN-FISCAL YEAR 1999

COMM-CODE	COMMODITY, COUNTRY AND UNIT OF QUANTITY	QUANTITY	VALUE-\$
	SINGAPORE.....		8,937
	SPAIN.....		3,356
8538908040	ELECTRICAL METAL CONTACTS FOR HEADING 8535, 36, 37	X	25,650
	CHINA (TAIWAN).....		25,650
8538908080	PARTS NESOI OF SWITCHGEAR, FOR HD 8535,36,37	X	17,491
	CANADA.....		8,480
	UNITED KINGDOM OF GT BRITAIN.....		9,031
8538908080	PARTS SUITABLE FOR USE WITH APTS IN 8535, 36, 37	X	37,670,743
	CHINA (TAIWAN).....		2,276
	COSTA RICA.....		8,113
	DOMINICAN REPUBLIC.....		37,616,085
	GERMANY.....		3,430
	SPAIN.....		25,401
	ST.CHRISTOPHER-NEVIS.....		5,748
	UNITED KINGDOM OF GT BRITAIN.....		11,880
8539100010	SEALED BEAM LAMP UNDER 15.24cm FOR VEHICLES	NO	2,332
	CHINA (TAIWAN).....		2,332
8539100050	SEALED BEAM LAMPS 15.24CM OR OVER FOR VEHICLES	NO	300
	CHINA (TAIWAN).....		300
8539100060	SEALED BEAM LAMPS 15.24CM OR OVER, NESOI	NO	260
	REPUBLIC OF KOREA.....		260
8539212040	TUNGSTEN HALOGEN FILAMENT LAMPS N/O 100V, FOR VEH.	NO	264
	CHINA (TAIWAN).....		264
8539212080	TUNGSTEN HALOGEN FILAMENT LAMPS N/O 100V, NESOI	NO	182,300
	CHINA, PEOPLE'S REP.(MAINLAND).....		141,300
	GERMANY.....		1,000
	HONG KONG.....		20,000
8539214040	TUNGSTEN HALOGEN FILAMENT LAMPS >100V, POWER < 500W	NO	300,886
	CHINA, PEOPLE'S REP.(MAINLAND).....		11,811
	HUNGARY.....		289,075
8539224000	CHRISTMAS-TREE LAMPS > 100 V BUT NOT > 200 W	NO	35,997
	CHINA (TAIWAN).....		12,000
	CHINA, PEOPLE'S REP.(MAINLAND).....		23,997
8539228030	FILAMENT LAMPS =< 150 W BUT > 100 V, DECORATIVE	NO	307,500
	CHINA (TAIWAN).....		307,500
8539228040	FILAMNT LAMPS, INC STANDARD, > 100V, POWER 15 - 150 W	NO	1,163,670
	CHINA (TAIWAN).....		11,700
	CHINA, PEOPLE'S REP.(MAINLAND).....		1,151,970
8539228060	FILAMENT LAMPS, < 15W, OTHER THAN 3-WAY OR DCRTV	NO	401,352
	CHINA (TAIWAN).....		10,752
	HONG KONG.....		390,600
8539228070	FILAMENT LAMPS > 150 W	NO	10,284
	CHINA, PEOPLE'S REP.(MAINLAND).....		10,284
8539291000	CHRISTMAS-TREE LAMPS < 100 V	NO	25,559
	CHINA, PEOPLE'S REP.(MAINLAND).....		25,559
8539293020	FLASHLIGHT LAMPS NOT EXCEEDING 100 V	NO	4,032
	HONG KONG.....		4,032
8539293050	LAMPS NESOI, 12 V BUT NT OVER 14 V	NO	1,018,380
	CHINA (TAIWAN).....		1,018,380
8539293060	LAMPS NESOI =< 100 V, FILAMENT	NO	410,003
	CHINA (TAIWAN).....		357,483
	CHINA, PEOPLE'S REP.(MAINLAND).....		33,720
	GERMANY.....		7,000
	HONG KONG.....		11,000
	REPUBLIC OF KOREA.....		800
8539310040	DISCHRG LAMPS,(EX ULTRA), FLUORESCENT,HOT CATHODE	NO	6,496
	CHINA, PEOPLE'S REP.(MAINLAND).....		6,496
8539310050	DSCHRG LAMPS,(EX ULTRVIO.),FLRSCEM,SINGLE PLUG-IN	NO	7,000
	CHINA (TAIWAN).....		7,000
8539310070	DISCHRG LAMPS,(EX ULTRAVIOLET), FLUORESCENT,NESOI	NO	37,590
	CHINA (TAIWAN).....		31,388
	CHINA, PEOPLE'S REP.(MAINLAND).....		6,202
8539320020	DISCHARGE LAMPS, (EX ULTRAVIOLET), SODIUM VAPOR	NO	2,738
	CHINA, PEOPLE'S REP.(MAINLAND).....		2,738
8539320040	DISCHARGE LAMPS, (EX ULTRAVIOLET), MERCURY VAPOR	NO	4,262
	CHINA, PEOPLE'S REP.(MAINLAND).....		4,262
8539390000	DISCHARGE LAMPS, (NOT ULTRAVIOLET), NESOI	NO	23,041
	CHINA (TAIWAN).....		23,041
8539490080	ELECTRIC LAMPS NESOI INCLUDING INFRARED	NO	800
	BELGIUM.....		800

TABLE 2 - IMPORTS INTO PUERTO RICO FROM FOREIGN COUNTRIES
BY COMMODITY AND COUNTRY OF ORIGIN-FISCAL YEAR 1999

COMM-CODE	COMMODITY, COUNTRY AND UNIT OF QUANTITY	QUANTITY	VALUE-\$
8540720000	KLYSTRON MICROWAVE TUBES	NO	1
	CANADA.....	1	20,000
8541100040	CHIPS & WAFERS FOR DIODES EXCEPT PHOTOSENSITIVE	NO	53,791
	ISRAEL.....	53,791	13,988
8541100050	ZENER DIODES	NO	67,654
	MEXICO.....	67,654	4,715
8541100070	SEMICONDUCTOR DIODES NOT PHOTOSENSITIVE =< 0.5 A	NO	10,700
	BRAZIL.....	10,700	2,074
8541100080	SEMICONDUCTOR DIODES NOT PHOTOSENSITIVE > 0.5 A	NO	170
	IRELAND.....	170	78,690
8541290095	TRANSISTORS EXC PHOTOSENSITIVE, 1W &>, FREQ.<30MHG	NO	150,125
	JAPAN.....	14,500	5,792
	UNITED KINGDOM OF GT BRITAIN.....	135,625	119,649
8541300040	CHIPS FOR THYRISTORS,DIACS AND TRIACS	NO	329
	JAPAN.....	329	4,425
8541402000	PHOTOSENSITIVE SEMICONDUCTOR DEVICES, LED'S	NO	282,900
	CHINA (TAIWAN).....	48,000	6,135
	JAPAN.....	234,900	3,786
8541406030	SOLAR CELLS, NOT MADE INTO PANELS OR MODULES	NO	5,000
	CHINA,PEOPLE'S REP.(MAINLAND).....	5,000	2,349
8541406050	PHOTOSENSITIVE DIODES, NESOI	NO	14,000
	UNITED KINGDOM OF GT BRITAIN.....	14,000	13,050
8541408000	OPTICAL COUPLED ISOLATORS	NO	3,235
	JAPAN.....	3,235	2,454
8542138005	CHIPS & WAFERS OF SILICON DGTL MNLTHC IC, MOS	NO	345,489
	CHINA,PEOPLE'S REP.(MAINLAND).....	80,853	511,847
	JAPAN.....	17,550	17,405
	MALAYSIA.....	16,559	76,343
	SINGAPORE.....	230,537	58,632
8542138010	CHIPS & WAFERS FOR DGTL MNLTHC IC, MOS, NOT SILCN	NO	223,398
	CHINA (TAIWAN).....	139,554	381,467
	CHINA,PEOPLE'S REP.(MAINLAND).....	8,945	576,134
	INDONESIA.....	5,000	351,676
	JAPAN.....	21,265	22,541
	MALAYSIA.....	32,165	12,600
	PHILIPPINES.....	14,467	54,884
	THAILAND.....	2,000	92,426
8542138022	MONO IC,DIG, (MOS),VOLA MRY,(DRAM) 40K - 80K BITS	NO	130,000
	UNITED KINGDOM OF GT BRITAIN.....	130,000	36,967
8542138023	MONO IC,DIGITAL,(MOS),VOL MRY(DRAM),80K - 300K BIT	NO	129,500
	CHINA (TAIWAN).....	129,500	276,375
8542138024	MONO IC,DIG,MOS,DRAM >300000 BUT NOT >3000000 BITS	NO	1,000
	CHINA (TAIWAN).....	1,000	3,250
8542138028	MONO IC,DIG,MOS,DRAM >3000000 BT NOT >15000000 BIT	NO	37,000
	CHINA (TAIWAN).....	37,000	77,950
8542138034	MONO IC, DIGITAL,MOS TRANS, DRAM, > 15000000 BITS	NO	4,000
	REPUBLIC OF KOREA.....	4,000	12,000
8542138039	MONO IC,DIGITL,SILCON,MOS,VOLATIL,(SRAM)80-300000B	NO	46,000
	CHINA (TAIWAN).....	46,000	59,050
8542138041	MONO IC,DIG,SIL,MOS,VOL(SRAM)300,000<3,000,000BITS	NO	6,000
	CHINA (TAIWAN).....	2,000	13,700
	MALAYSIA.....	4,000	2,100
8542138057	MONO IC,DIG,SIL,MOS,EXC VOL,(EEPROM) >900,000 BITS	NO	18,701
	CHINA (TAIWAN).....	2,000	88,870
	DENMARK.....	8,000	8,560
	MALAYSIA.....	7,499	34,240
	THAILAND.....	1,202	39,820
8542138059	MON IC,DIG,SIL,MOS,EX VOL,(EPROM)>80,000<900,000BT	NO	6,000
	JAPAN.....	6,000	6,250
8542138066	MONO IC,DIG,SIL,MOS(ASIC)&(PLA)MICROPROCES 8BITS&<	NO	1,599
	HONG KONG.....	1,599	3,844
8542138072	MONOLITHIC IC, DIGITAL, SILICON,(MOS),(ASIC),(PLA)	NO	372,772
	CHINA (TAIWAN).....	208,440	5,842,918
	GERMANY.....	500	3,469,734
	MALAYSIA.....	182,016	5,055
	UNITED KINGDOM OF GT BRITAIN.....	1,816	2,349,936
8542148096	MNLTHC IC, DGTL, NOT SLCN, OTHER, INCL LOGIC, BPLR	NO	38,552
	HONG KONG.....	17,276	18,193
	JAPAN.....	17,276	71,450
	MALAYSIA.....	4,000	28,605
			26,605
			18,240

TABLE 2 - IMPORTS INTO PUERTO RICO FROM FOREIGN COUNTRIES
BY COMMODITY AND COUNTRY OF ORIGIN-FISCAL YEAR 1999

COMM-CODE	COMMODITY, COUNTRY AND UNIT OF QUANTITY	QUANTITY	VALUE-\$
8542198002	CHIPS & WAFERS, DGTL MNLTIC IC, NOT SLCN, B/MOS	NO	4,802
	GERMANY.....	678	22,830
	JAPAN.....	2,414	3,949
	MEXICO.....	1,510	7,923
8542300040	CHIPS & WAFERS MONOLITHIC IC EXCEPT DIGITAL, NESOI	NO	13
	SINGAPORE.....	13	10,958
8542900000	PARTS F ELECTRONIC INTEGRATED CIRCUITS & MICROASSM	X	13
	JAPAN.....		2,800
	MEXICO.....		877,458
8543300000	ELECTROPLATING, ELECTROPHORESIS AND ELECTROLYSIS M	X	
	GERMANY.....		872,908
8543894000	ELECTRIC SYNCHROS, TRANSDUCERS, DATA RECORDERS ACT	X	
	JAPAN.....		4,553
8543899200	ELEC MACHN W/TRANSLATN FUNCTN; FLAT DISP HDG 8528	X	
	CHINA, PEOPLE'S REP. (MAINLAND).....		439,772
	HONG KONG.....		439,772
	SPAIN.....		4,389
8543899660	MACHINES HAVING INDIVIDUAL FUNCTIONS; AMPLIFIERS	NO	80
	SINGAPORE.....	80	4,389
8543899695	ELECTRICAL MACHINES AND APPARATUS, NESOI	X	
	CANADA.....		917,200
	CHINA (TAIWAN).....		765,424
	CHINA, PEOPLE'S REP. (MAINLAND).....		112,500
	GERMANY.....		39,278
	ITALY.....		3,905
	JAPAN.....		3,905
	MALAYSIA.....		3,920,891
	SINGAPORE.....		2,175
	SPAIN.....		5,138
	SWEDEN.....		1,304,082
8543906800	PARTS; PRINTED CIRCUIT ASSEMBLIES; NESOI	X	
	CHINA (TAIWAN).....		10,880
	CHINA, PEOPLE'S REP. (MAINLAND).....		48,090
	HONG KONG.....		37,700
8543908880	PARTS FOR ELECTRICAL MACHINES AND APPARATUS, NESOI	X	
	CHINA, PEOPLE'S REP. (MAINLAND).....		508,964
	SPAIN.....		1,646,358
8544110020	INSULATED WINDING WIRE, COPPER, =< 33 AWG (.18 MM)	KG	
	BRAZIL.....	20,506	355,598
8544110030	INSULATED WINDING WIRE, COPPER, <=22AWG & >=33AWG	KG	
	BRAZIL.....	196,232	3,908
	ISRAEL.....	196,122	232,168
8544110050	INSULATED WINDING WIRE, COPPER, NESOI	KG	
	BRAZIL.....	140,945	85,572
	CANADA.....	71,749	92,287
	CHINA, PEOPLE'S REP. (MAINLAND).....	890	54,327
	MEXICO.....	8,321	122,919
8544190000	INSULATED WINDING WIRE, NESOI	KG	
	CANADA.....	7,134	93,519
8544200000	INSULATED COAXIAL CABLE AND COAXIAL ELECTRICAL CDT	KG	
	CANADA.....	7,134	29,400
	CHINA, PEOPLE'S REP. (MAINLAND).....	1,025	32,287
	SPAIN.....	50	32,287
	SWEDEN.....	486	250,686
8544300000	INSULATED WIRING SETS FOR VEHICLES SHIPS AIRCRAFT	X	
	CHINA (TAIWAN).....		245,621
	JAPAN.....		5,045
	REPUBLIC OF KOREA.....		352,519
8544414000	INSLTED ELECT CONDUCTOR=<80V; W/CNTRS; TELECOMMUNCTN	X	
	CANADA.....		129,384
	JAPAN.....		3,092
8544418000	INSULATD ELECTRIC CONDUCTOR=<80V W/CONNECTRS NESOI	X	
	CHINA (TAIWAN).....		8,321
	CHINA, PEOPLE'S REP. (MAINLAND).....		40,603
	DENMARK.....		179,440
	VENEZUELA.....		78,120
8544494000	OTH INSULATD ELEC CONDUCTRS =<80V; TELECOMMUNICATN	KG	
	REPUBLIC OF KOREA.....		78,120
	SWEDEN.....		197,101
8544498000	OTHER INSULATED ELECTRIC CONDUCTORS =< 80 V NESOI	KG	
			14,067
			39,600
			12,516
			130,918
			257,487
			5,622
			231,325
			20,550
			241,755
			224,130
			17,625
			504,835
			424,429
			49,235
			25,300
			5,871
			36,984
			31,428
			5,556
			88,018

TABLE 2 - IMPORTS INTO PUERTO RICO FROM FOREIGN COUNTRIES
BY COMMODITY AND COUNTRY OF ORIGIN-FISCAL YEAR 1999

COMM-CODE	COMMODITY, COUNTRY AND UNIT OF QUANTITY	QUANTITY	VALUE-\$
8544519000	CHINA (TAIWAN).....	19,789	79,588
	REPUBLIC OF KOREA.....	360	6,402
	UNITED KINGDOM OF GT BRITAIN.....	111	2,028
	OTH INSULATD ELEC CONDUCTOR >80 BUT =<1000V; NESOI X		10,658,674
	CANADA.....		3,499
	CHINA (TAIWAN).....		18,904
	CHINA,PEOPLE'S REP (MAINLAND).....		329,491
	DENMARK.....		168,575
	DOMINICAN REPUBLIC.....		2,526,113
	GERMANY.....		36,643
	MEXICO.....		20,100
	SWEDEN.....		63,759
	UNITED KINGDOM OF GT BRITAIN.....		14,945
	VENEZUELA.....		7,476,745
8544592040	INSULATED ELECTRIC CONDUCTORS > 600 V OF COPPER KG	18,971	55,137
	CANADA.....	2,917	11,946
	MEXICO.....	16,054	43,191
8544592080	INSULATED ELECTRIC CONDUCTORS NESOI OF COPPER KG	2,330,484	6,336,290
	BELGIUM.....	19,613	72,758
	CANADA.....	2,142,938	5,775,207
	MEXICO.....	167,730	480,323
	SWITZERLAND.....	203	8,002
	INSULATED ELECTRIC CONDUCTORS >80 BUT =<1000 NESOI KG	1,316,819	3,942,537
8544594000	CHINA (TAIWAN).....	682	2,890
	CHINA,PEOPLE'S REP (MAINLAND).....	1,922	9,072
	MEXICO.....	1,314,205	3,830,575
8544602000	INSULATED ELECTRIC CONDUCTORS > 1000 V WITH CNCTRS X		14,494
	HONG KONG.....		14,494
8544604000	INSULATED ELECTRIC CONDUCTORS > 1000 V, NESOI, CU KG	24,588	100,480
	MEXICO.....	24,588	100,480
8544606000	INSULATED ELECTRIC CONDUCTORS > 1000 V, NESOI KG	1,916,037	5,089,534
	BRAZIL.....	11,406	9,670
	CANADA.....	55	2,489
	COSTA RICA.....	1,794,625	4,770,260
	HONDURAS.....	90,670	265,500
	INDIA.....	569	3,187
	VENEZUELA.....	18,712	38,428
	INSULATED OPTICAL FIBER CABLES WITH INDVULY SH FBR FBM	2	3,650
	UNITED KINGDOM OF GT BRITAIN.....	2	3,650
	ELECTRICAL CARBON OR GRAPHITE BRUSHES KG	54	3,160
	GERMANY.....	54	3,160
8545904000	ELECTRICAL CARBON AND GRAPHITE ARTICLES, NESOI KG	25,912	157,593
	INDONESIA.....	13,660	73,201
	JAPAN.....	11,269	67,088
	THAILAND.....	983	17,304
	ELECTRICAL INSULATORS, SPSSN PIN-TYPE OR LINE POST NO	9,800	221,811
8546200030	BRAZIL.....	4,000	9,270
	CANADA.....	4,000	114,910
	INDIA.....	1,760	84,991
	JAPAN.....	40	12,640
	ELECTRICAL INSULATORS, CERAMIC, NESOI, HGH-V, L-FY NO	10,176	76,483
8546200060	BRAZIL.....	2,496	27,331
	CHILE.....	7,680	49,152
	INSULATORS, CERAMIC, ELECTRICAL, NESOI NO	357,873	261,755
8546200090	BRAZIL.....	16,538	43,722
	CANADA.....	595	2,558
	CHILE.....	47,940	211,290
	CHINA (TAIWAN).....	292,800	4,185
	ELECTRICAL INSULATORS, NESOI NO	6,431,286	801,683
8546900000	CANADA.....	41,560	594,758
	CHINA (TAIWAN).....	6,374,890	101,189
	JAPAN.....	14,836	105,736
	INSULATING FITTINGS FOR MACHINES NESOI, CERAMIC NO	26,891,779	1,848,924
8547108000	CANADA.....	450	5,233
	GERMANY.....	26,884,629	1,817,795
	SPAIN.....	6,700	25,896
8547900020	ELECTRICAL CONDUIT LINED WITH INSULATION, TUBING KG	261,302	322,910
	CANADA.....	261,302	322,910
8547900040	ELECTRICAL CONDUIT LINED WITH INSULATION, JS NESOI KG	71	6,000
	CANADA.....	71	6,000

TABLE 2 - IMPORTS INTO PUERTO RICO FROM FOREIGN COUNTRIES
BY COMMODITY AND COUNTRY OF ORIGIN-FISCAL YEAR 1999

COMM-CODE	COMMODITY, COUNTRY AND UNIT OF QUANTITY	QUANTITY	VALUE-\$
	VEHICLES, AIRCRAFT, VESSELS AND ASSOCIATED TRANSPORT EQUIPMENT..... TOTAL		861,388,767
	RAILWAY OR TRAMWAY LOCOMOTIVES, ROLLING STOCK AND PARTS THEREOF; RAILWAY OR TRAMWAY TRACK FIXTURES AND FITTINGS AND PARTS THEREOF; MECHANICAL (INCLUDING ELECTROMECHANICAL) TRAFFIC SIGNALING EQUIPMENT OF ALL KINDS..... TOTAL		29,643
8607199000	PARTS OF TRUCK ASSEMBLIES, NESOI DOMINICAN REPUBLIC..... X		5,647
	GERMANY.....		3,225
8607295000	OTHER BRAKES & PARTS FOR RAILWAY VEHICLES, NESOI CHINA (TAIWAN)..... X		2,422
			6,377
8607910000	OTHER PARTS OF LOCOMOTIVES, NESOI MEXICO..... X		6,377
			5,600
8607995000	PARTS, NESOI, OF RAILWAY ROLLING STOCK, NESOI SPAIN..... X		5,600
			2,819
8609000000	CONTAINERS FOR ONE OR MORE MODES OF TRANSPORT NETHERLANDS..... X		2,819
			9,200
			9,200
	VEHICLES, OTHER THAN RAILWAY OR TRAMWAY ROLLING STOCK, AND PARTS AND ACCESSORIES THEREOF..... TOTAL		858,698,787
8701200015	ROAD TRACTOR FR SEM-TRAILERS, GVW N/O 36,287 KG, NEW CANADA..... NO	10	866,216
		10	866,216
8701301015	TRCK-LAYING TRCTS AGRCLTRL USE, ENG LESS 93.3KW BRAZIL..... NO	43	2,715,625
		4	419,329
	JAPAN.....	39	2,296,296
8701301045	TRCK-LAYING TRCTS AGR, => 119.4 KW BUT < 194 KW BRAZIL..... NO	3	393,199
		3	393,199
8701301090	TRCK-LAYING TRCTS AGR USE, USED NETHERLANDS..... NO	2	58,261
		2	58,261
8701901015	TRCTS, AGR L USE, NEW, PTO => 22.4KW BUT < 29.8KW ITALY..... NO	1	14,707
		1	14,707
8701901030	TRCTS, AGR L USE, NEW, PTO => 29.8KW BUT < 44.8KW, NESOI MEXICO..... NO	16	207,436
		16	207,436
8701901035	TRCTS, AGR L USE, NEW, PTO => 44.8KW BUT < 59.7KW, NESOI MEXICO..... NO	24	472,435
		11	178,578
	UNITED KINGDOM OF GT BRITAIN.....	13	293,857
8701901040	TRCTS, AGR L USE, NEW, PTO, => 59.7KW BUT < 74.6KW, NESOI ITALY..... NO	88	1,697,734
		3	73,512
	MEXICO.....	59	1,123,512
	UNITED KINGDOM OF GT BRITAIN.....	26	500,710
8701901045	TRCTS, AGR L USE, NEW, PTO => 74.6KW BUT < 89.5KW, NESOI UNITED KINGDOM OF GT BRITAIN..... NO	2	67,200
		2	67,200
8701901070	TRCTS, AGR L USE, NEW, EXC TRACK-LAYING AND PTO TYPE FRANCE..... NO	28	643,954
		4	66,670
	GERMANY.....	2	69,353
	UNITED KINGDOM OF GT BRITAIN.....	22	507,831
8701901090	TRCTS, AGR L USE, USED, EXC TRACK-LAYING TYPE CANADA..... NO	1	6,200
		1	6,200
8703105060	SPECIALLY DESIGNED VEHICLES, NESOI FRANCE..... NO	5	6,340
		3	3,768
	ITALY.....	2	2,572
8703210000	PASS MTR VEH, SPARK IGN ENG, NOT OV 1,000 CC CANADA..... NO	8	59,160
		8	59,160
8703220000	PASS MTR VEH, SPARK IGN ENG, > 1000CC BUT =< 1500CC JAPAN..... NO	7,506	59,859,001
		5,940	49,780,164
	REPUBLIC OF KOREA.....	1,566	10,078,837
8703230022	STA WGN UN 160CM HGT, SPARK IGN, 4 CYL, 1500-3000CC JAPAN..... NO	41	507,033
		41	507,033
8703230032	STA WAG, NESOI, VANS, SPARK IGN, 4 CYL, 1500-3000CC JAPAN..... NO	286	2,610,767
		260	2,224,579
	MEXICO.....	25	376,633

TABLE 2 - IMPORTS INTO PUERTO RICO FROM FOREIGN COUNTRIES
BY COMMODITY AND COUNTRY OF ORIGIN-FISCAL YEAR 1999

COMM-CODE	COMMODITY, COUNTRY AND UNIT OF QUANTITY	QUANTITY	VALUE-\$
	REPUBLIC OF KOREA.....	1	9,555
8703230038	STA WAG,NESOI,VANS, SPARK IGN,4 CYL, 1500-3000CC NO	1,309	16,275,772
	JAPAN.....	941	12,898,540
	REPUBLIC OF KOREA.....	368	3,377,232
8703230042	PASS MTR VEH,NESOI, SPARK IGN,4 CYL, 1500-3000CC NO	21,098	179,531,601
	GERMANY.....	18	476,499
	JAPAN.....	15,236	127,609,868
	MEXICO.....	1,804	22,935,862
	REPUBLIC OF KOREA.....	4,040	28,508,372
8703230044	PASS MTR VEH,NESOI, SPARK IGN,4 CYL, 1500-3000CC NO	7,724	70,808,035
	GERMANY.....	63	1,138,182
	JAPAN.....	6,591	57,456,109
	MEXICO.....	709	9,472,098
	REPUBLIC OF KOREA.....	361	2,741,646
8703230046	PASS MTR VEH,NESOI, SPARK IGN,4 CYL, 1500-3000CC NO	8,086	58,166,878
	JAPAN.....	1,832	16,676,404
	REPUBLIC OF KOREA.....	6,254	41,490,474
8703230048	PASS MTR VEH,NESOI, SPARK IGN,4 CYL, 1500-3000CC NO	1,734	16,688,937
	JAPAN.....	798	7,839,676
	REPUBLIC OF KOREA.....	936	8,849,261
8703230052	PASS MTR VEH,NESOI, SPARK IGN,4 CYL, 1500-3000CC NO	4,502	61,346,262
	JAPAN.....	2,687	40,684,777
	MEXICO.....	1,671	19,389,093
	REPUBLIC OF KOREA.....	144	1,274,392
8703230062	PASS VEH,SPARK IGN,OV 4 BT NT OV 6 CYL,1500-3000CC NO	1,041	10,975,160
	GERMANY.....	29	1,021,375
	JAPAN.....	1,012	9,953,785
8703230064	PASS VEH,SPARK IGN,OV 4 BT NT OV 6 CYL,1500-3000CC NO	2,215	29,571,546
	GERMANY.....	104	2,181,354
	JAPAN.....	1,832	23,801,857
	REPUBLIC OF KOREA.....	279	3,588,335
8703230066	PASS VEH,SPARK IGN,OV 4 BT NT OV 6 CYL,1500-3000CC NO	893	17,520,220
	JAPAN.....	874	16,973,298
	SWEDEN.....	19	546,922
8703230068	PASS VEH,SPARK IGN,OV 4 BT NT OV 6 CYL,1500-3000CC NO	14,966	225,800,794
	AUSTRALIAN ISLANDS.....	75	1,582,122
	JAPAN.....	14,785	221,024,742
	MEXICO.....	1	28,804
	SWEDEN.....	125	3,165,128
8703230074	3PASS VEH, SPARK IGN, OV 6 CYL, 1500-3000CC NO	422	5,040,488
	GERMANY.....	2	45,637
	JAPAN.....	420	4,994,851
8703230076	PASS VEH, SPARK IGN, OV 6 CYL, 1500-3000CC NO	1	30,108
	MEXICO.....	1	30,108
8703230090	PASS VEH, SPARK IGN, CYL CAP 1500-3000CC, USED NO	6	38,500
	DOMINICAN REPUBLIC.....	1	3,500
	GERMANY.....	2	6,500
	JAPAN.....	2	22,000
	NETHERLAND ANTIL. EXC ARUBA.....	1	6,500
8703240042	PASS MTR VEH, SPARK IGN ENG, OV 3000CC, 4 CYL & UN NO	21	287,389
	JAPAN.....	21	287,389
8703240052	PASS VEH,SPARK IGN, OV 4 BT NT OV 6 CYL,OV 3000 CC NO	65	2,189,134
	AUSTRALIAN ISLANDS.....	15	287,900
	GERMANY.....	32	1,397,564
	JAPAN.....	18	503,670
8703240054	PASS VEH,SPARK IGN, OV 4 BT NT OV 6 CYL,OV 3000 CC NO	30	586,200
	AUSTRALIAN ISLANDS.....	30	586,200
8703240056	PASS VEH,SPARK IGN, OV 4 BT NT OV 6 CYL,OV 3000 CC NO	12	369,132
	JAPAN.....	12	369,132
8703240058	PASS VEH,SPARK IGN, OV 4 BT NT OV 6 CYL,OV 3000 CC NO	2,198	41,190,464
	AUSTRALIAN ISLANDS.....	30	643,374
	GERMANY.....	105	4,156,434
	JAPAN.....	2,063	36,390,656
8703240062	PASS VEH,SPARK IGN, OV 6 CYL, OV 3000 CC NO	61	2,714,999
	ITALY.....	5	719,851
	JAPAN.....	56	1,995,148
8703240064	PASS VEH,SPARK IGN, OV 6 CYL, OV 3000 CC NO	7	256,398
	JAPAN.....	7	256,398
8703240066	PASS VEH,SPARK IGN, OV 6 CYL, OV 3000 CC NO	20	800,501
	JAPAN.....	20	800,501

TABLE 2 - IMPORTS INTO PUERTO RICO FROM FOREIGN COUNTRIES
BY COMMODITY AND COUNTRY OF ORIGIN-FISCAL YEAR 1999

COMM-CODE	COMMODITY, COUNTRY AND UNIT OF QUANTITY	QUANTITY	VALUE-\$
8703240068	PASS VEH, SPARK IGN, OV 6 CYL, OV 3000 CC	NO	253
	JAPAN.....	241	9,859,643
	MEXICO.....	12	9,478,204
8703240090	PASS MTR VEH, SPARK IGN, OVER 3000 CC, USED	NO	3
	GERMANY.....	1	381,439
	JAPAN.....	2	77,979
8703320050	PASS VEH, DIESEL ENG, OV 1500 BT NT OV 2500 CC, USED	NO	1
	GERMANY.....	1	88,479
8704221020	CAB CHASSIS, TRUCK, DIESEL, GVW >5 BUT =< 9 M TON	NO	3
	JAPAN.....	3	9,500
8704221040	CAB CHASSIS, TRUCK, DIESEL, GVW >9 BUT =< 12 M TON	NO	2
	JAPAN.....	2	19,500
8704221060	CAB CHASSIS, TRUCK, DIESEL, GVW >12 BUT =< 15 M TO	NO	65
	JAPAN.....	85	19,500
8704310020	TRUCK, SPRK IGN ENG, GVW =< 2.5 METRIC TONS	NO	2
	MEXICO.....	2	1,117,998
8704900000	TRUCKS, NESOI	NO	1
	CANADA.....	1	60,217
8705100050	MOBILE CRANES, NESOI	NO	2
	CANADA.....	1	60,217
	GERMANY.....	1	15,000
8705900000	SPECIAL PURPOSE VEHICLES, NESOI	NO	1
	NETHERLANDS.....	1	15,000
8706001540	CHASSIS FITTED WITH ENGINES FOR VEH, NESOI, HEAD 8703	NO	14
	ITALY.....	14	820,111
8707100040	BODIES FOR VEHICLES, NESOI, OF HEADING 8703	NO	6
	ITALY.....	6	13,700
8708103010	STAMPINGS OF BUMPERS OF HEAD 8701 TO 8705	NO	190
	CHINA (TAIWAN).....	190	806,411
8708103050	BUMPERS, OTHER THAN STAMPINGS	NO	44,056
	CHINA (TAIWAN).....	42,320	68,744
	GERMANY.....	4	11,638
	JAPAN.....	994	11,638
	REPUBLIC OF KOREA.....	518	10,285
	VENEZUELA.....	220	10,285
8708106050	PARTS OF BUMPERS, NESOI, OF HEADINGS 8701 TO 8705	NO	35,095
	CHINA (TAIWAN).....	10,527	4,370
	GERMANY.....	108	919,228
	ITALY.....	55	822,363
	JAPAN.....	20,839	6,813
	REPUBLIC OF KOREA.....	3,566	42,118
8708210000	SAFETY SEAT BELTS AND PARTS OF 8701 TO 8705	KG	8,687
	CHINA (TAIWAN).....	426	29,436
	JAPAN.....	8,261	18,500
8708291000	INFLATORS & MODULES FOR AIRBAGS	NO	861
	JAPAN.....	683	1,056,680
	REPUBLIC OF KOREA.....	178	129,068
8708291500	DOOR ASSEMBLIES FOR OTHER PTS AND ACCESS OF BODIES	NO	754
	JAPAN.....	753	2,891
	REPUBLIC OF KOREA.....	1	10,046
8708292000	BODY STAMPINGS FOR OTHER PTS & ACCESS OF BODIES	NO	47,752
	CHINA (TAIWAN).....	25,381	788,039
	GERMANY.....	187	126,636
	JAPAN.....	14,729	100,365
	REPUBLIC OF KOREA.....	7,348	4,400
	UNITED KINGDOM OF GT BRITAIN.....	107	95,965
8708295010	STAMPINGS OF OTHER PARTS & ACCS OF BODIES, NESOI	NO	1,438
	JAPAN.....	1,438	185,846
8708295060	OTHER PTS AND ACC, NESOI, OF BODIES HDG 8701, 8705	NO	189,154
	AUSTRALIAN ISLANDS.....	6,103	133,073
	BRAZIL.....	707	32,773
	CHILE.....	2,055	30,494
	CHINA (TAIWAN).....	151,483	28,114
	GERMANY.....	40	2,380
	ITALY.....	65	1,978,380
	JAPAN.....	21,416	537,690
	REPUBLIC OF KOREA.....	6,402	14,765
	SWEDEN.....	11	1,021,397
	VENEZUELA.....	872	397,248
8708315000	MOUNTED BRAKE LININGS, VEH, NESOI, 8701 TO 8705	NO	4,159
			7,282
			16,208
			16,208
			3,700,186
			168,473
			15,823
			73,266
			2,863,129
			7,993
			7,491
			340,571
			157,260
			2,134
			64,048
			36,967

TABLE 2 - IMPORTS INTO PUERTO RICO FROM FOREIGN COUNTRIES
BY COMMODITY AND COUNTRY OF ORIGIN-FISCAL YEAR 1999

COMM-CODE	COMMODITY, COUNTRY AND UNIT OF QUANTITY	QUANTITY	VALUE-\$
	ITALY.....	164	3,324
	JAPAN.....	1,417	9,866
	REPUBLIC OF KOREA.....	2,053	21,765
	THAILAND.....	525	2,212
8708395010	BRAKE DRUMS AND ROTORS OF HEADING 8701 TO 8705 NO	6,442	66,722
	CANADA.....	116	4,129
	CHINA (TAIWAN).....	1,136	16,455
	CHINA, PEOPLE'S REP. (MAINLAND).....	2,729	16,785
	GERMANY.....	122	3,158
	JAPAN.....	570	7,798
	REPUBLIC OF KOREA.....	1,389	15,459
	SWEDEN.....	400	2,938
8708395050	BRAKES, PARTS, NESOI, FOR VEHICLES, OF 8701, 8705 NO	329,684	3,540,253
	CANADA.....	8	9,520
	CHINA (TAIWAN).....	181,948	1,137,735
	DENMARK.....	1,430	11,579
	GERMANY.....	1,265	21,981
	HONG KONG.....	5,000	2,255
	INDIA.....	9,520	10,006
	JAPAN.....	86,655	1,800,528
	REPUBLIC OF KOREA.....	35,403	515,382
	SWEDEN.....	185	2,982
	THAILAND.....	7,550	25,335
	UNITED KINGDOM OF GT BRITAIN.....	700	2,950
8708402000	GEAR BOXES FOR VEHICLES OF HEADING 8703 NO	1,202	417,279
	JAPAN.....	1,202	417,279
8708505000	DRIVE AXLES WITH DIFFERENTIAL FOR VEHICLES, OF 8703 NO	147	28,610
	GERMANY.....	7	2,567
	JAPAN.....	140	26,043
8708508000	DRIVE AXLES WITH DIFFERENTIAL FOR VEHICLES, NESOI NO	82	38,371
	JAPAN.....	82	38,371
8708605000	NON-DRIVING AXLES AND PARTS FOR VEH OF HD 8703 NO	996	138,320
	JAPAN.....	996	138,320
8708701500	PARTS & ACCES. FOR TRACTORS SUITABLE FOR AGRIC USE NO	10	7,804
	MEXICO.....	10	7,804
8708704530	ROAD WHEELS FOR VEHICLES NO	2,290	136,969
	CHINA (TAIWAN).....	2,290	136,969
8708704545	ROAD WHEELS, OF ALUMINUM, FOR VEHICLES, NESOI NO	17,580	953,549
	BRAZIL.....	150	10,568
	CHINA (TAIWAN).....	13,082	667,773
	GERMANY.....	64	6,262
	ITALY.....	800	37,644
	JAPAN.....	1,467	121,551
	MEXICO.....	1,932	88,819
	NETHERLANDS.....	175	12,022
	UNITED KINGDOM OF GT BRITAIN.....	110	8,910
8708704560	ROAD WHEELS FOR VEHICLES (EX ALUMINUM), NESOI NO	2,112	441,071
	CHINA (TAIWAN).....	312	3,739
	ITALY.....	1,232	77,196
	JAPAN.....	11	2,995
	REPUBLIC OF KOREA.....	557	357,141
8708706030	WHEEL RIMS FOR VEHICLES OTHER THAN TRACTORS NO	6,622	286,096
	CHINA (TAIWAN).....	3,282	119,744
	CHINA, PEOPLE'S REP. (MAINLAND).....	1,468	57,600
	GERMANY.....	52	9,306
	MEXICO.....	1,796	97,130
	UNITED KINGDOM OF GT BRITAIN.....	24	2,316
8708706045	WHEEL COVERS & HUBCAPS FOR VEH. OTHER THAN TRACTOR NO	347,451	1,271,438
	BRAZIL.....	1,270	42,065
	CHINA (TAIWAN).....	343,443	1,167,376
	MEXICO.....	1,024	45,688
	REPUBLIC OF KOREA.....	1,714	26,329
8708708060	PARTS & ACCESSORIES F WHEELS F VEH O/T TRAC. NESOI NO	50,096	594,927
	CHINA (TAIWAN).....	47,579	501,183
	ITALY.....	1,029	66,932
	JAPAN.....	1,098	23,621
	UNITED KINGDOM OF GT BRITAIN.....	390	3,191
8708804500	SUSPENSION SHOCK ABSORBERS FOR VEHICLES, NESOI NO	25,657	646,512
	CHINA (TAIWAN).....	8,076	66,596
	JAPAN.....	15,578	534,571

TABLE 2 - IMPORTS INTO PUERTO RICO FROM FOREIGN COUNTRIES
BY COMMODITY AND COUNTRY OF ORIGIN-FISCAL YEAR 1999

COMM-CODE	COMMODITY, COUNTRY AND UNIT OF QUANTITY	QUANTITY	VALUE-\$
	NETHERLANDS.....	467	13,196
	REPUBLIC OF KOREA.....	1,536	32,149
8708915000	RADIATORS FOR VEHICLES, NESOI NO	8,073	215,467
	CHINA (TAIWAN).....	848	34,763
	JAPAN.....	6,927	154,745
	REPUBLIC OF KOREA.....	44	2,390
	UNITED KINGDOM OF GT BRITAIN.....	256	23,579
8708921000	MUFFLERS AND EXHAUST PIPES FOR TRACTORS FOR AGR NO	4	3,114
	CANADA.....	4	3,114
8708925000	MUFFLERS AND EXHAUST PIPES FOR VEHICLES, NESOI NO	70,111	714,485
	BRAZIL.....	263	19,608
	CHINA (TAIWAN).....	13,745	237,258
	GERMANY.....	20	3,887
	JAPAN.....	781	46,559
	MEXICO.....	7,043	54,712
	REPUBLIC OF KOREA.....	37	2,620
	VENEZUELA.....	48,222	349,843
8708936000	CLUTCHES FOR VEHICLES (EX TRAC F AGRIC USE) NESOI NO	96,417	979,307
	CHINA (TAIWAN).....	25,725	136,014
	JAPAN.....	29,228	428,219
	REPUBLIC OF KOREA.....	41,466	415,074
8708937500	PARTS OF CLUTCHES FOR VEHICLES (EX TRAC AGR) NESOI NO	44,032	289,961
	CHINA (TAIWAN).....	8,443	39,835
	CHINA, PEOPLE'S REP. (MAINLAND).....	300	4,050
	ITALY.....	880	3,885
	JAPAN.....	780	5,668
	REPUBLIC OF KOREA.....	35,829	236,543
8708945000	STEERING WHEELS, STEERING COLUMNS, STEERING BOXES, VE NO	7,128	34,381
	CHINA (TAIWAN).....	1,336	3,352
	JAPAN.....	13	3,149
	PERU.....	4,700	7,362
	REPUBLIC OF KOREA.....	1,077	20,518
8708992400	PARTS OF TRACTORS FOR AGRIC USE: NESOI OF HDG 8701 NO	1,943	23,918
	ITALY.....	13	7,728
	MEXICO.....	4	2,204
	TURKEY.....	1,926	13,986
8708994300	PARTS OF TRACTORS, NESOI, EX AGR USE: PRTS SUSPN SYST NO	214	2,153
	CHINA (TAIWAN).....	214	2,153
8708994600	PARTS OF TRACTORS, EX AGR USE: PRTS FOR STRNG SYSTM NO	18,281	175,440
	CHINA (TAIWAN).....	12,071	166,090
	PERU.....	6,190	9,350
8708994915	PARTS: TRACKLINKS FOR TRACK-LAYING TRACTORS NO	18	53,921
	ITALY.....	18	53,921
8708994960	PARTS, NESOI, OF TRACTORS, NESOI, OF HEADING 8701, 8705 NO	47,164	220,482
	CANADA.....	2	2,464
	ITALY.....	574	105,886
	POLAND.....	1	5,270
	VENEZUELA.....	46,587	106,862
8708995200	CAST IRON PARTS OF MOTOR VEHICLES, 8701 TO 8705 KG	130	6,840
	UNITED KINGDOM OF GT BRITAIN.....	130	6,840
8708995500	VIB CTRL GDS RB: NESOI OF MOTOR VEH, NESOI 8701-8705 NO	238,725	219,834
	CHINA (TAIWAN).....	174,498	189,909
	JAPAN.....	1,475	6,236
	THAILAND.....	62,752	23,689
8708996100	PARTS, NESOI, OF MOTOR VEH, NESOI, 8701-8705: AIRBAGS NO	405	62,651
	REPUBLIC OF KOREA.....	399	59,325
	SWEDEN.....	6	3,326
8708996400	PARTS OF MOTOR VEH, NESOI, 8701-8705: 1/2 & DRV SHFT NO	32	2,546
	JAPAN.....	32	2,546
8708996700	PARTS OF MOTOR VEH, NESOI 8701-8705: OT PRTS PWR TRN NO	1,485	7,217
	INDIA.....	1,485	7,217
8708997060	PARTS, NESOI, OF MOTOR VEHICLES, NESOI, HDS 8701-8705 NO	142,230	966,464
	CHINA (TAIWAN).....	114,185	444,312
	INDIA.....	971	5,603
	JAPAN.....	24,500	312,933
	NETHERLANDS.....	1,324	97,349
	PERU.....	800	2,118
	REPUBLIC OF KOREA.....	450	4,149
8708997360	PARTS, NESOI, OF MOTOR VEHICLES, NESOI, HD8701-8705 NO	220,240	1,127,956
	CHINA (TAIWAN).....	196,237	720,364

TABLE 2 - IMPORTS INTO PUERTO RICO FROM FOREIGN COUNTRIES
BY COMMODITY AND COUNTRY OF ORIGIN-FISCAL YEAR 1999

COMM-CODE	COMMODITY, COUNTRY AND UNIT OF QUANTITY	QUANTITY	VALUE-\$
	INDIA.....	4,880	8,647
	JAPAN.....	13,754	377,171
	PERU.....	3,350	5,274
	REPUBLIC OF KOREA.....	1,708	10,048
	THAILAND.....	500	3,000
	UNITED KINGDOM OF GT BRITAIN.....	3	2,452
8708998005	BRK HOSES-PLASTC.W/ATTCHD FIT OF VEH 8701 TO 8705 NO	819	3,472
	JAPAN.....	819	3,472
8708998080	PARTS,NESOI,OF MOTOR VEHICLES,NESOI, HDS 8701-8705 NO	943,181	8,080,809
	BRAZIL.....	42,288	34,374
	CANADA.....	1,153	12,918
	CHINA (TAIWAN).....	354,158	1,185,948
	GERMANY.....	4,960	98,168
	HONG KONG.....	87,657	35,093
	INDIA.....	13,412	31,714
	ITALY.....	3,404	109,122
	JAPAN.....	259,515	1,785,229
	REPUBLIC OF KOREA.....	173,961	2,745,781
	SWEDEN.....	158	11,398
	THAILAND.....	1,905	12,173
	UNITED KINGDOM OF GT BRITAIN.....	592	8,913
8709190060	WORKS TRUCKS,EXC ELEC,EXC OP RIDE,W/O LIFT EQP NO	4	16,895
	MEXICO.....	4	16,895
8709900000	PARTS FOR WORKS TRUCKS W/O LIFT EQUIP KG	56	3,580
	GERMANY.....	56	3,580
8711100000	MOTORCYCLES (INCL MOPEDS),PIST,ENG,CYL,NOT,EXC 50CC NO	381	421,166
	CHINA,PEOPLE'S REP.(MAINLAND).....	69	29,622
	INDIA.....	112	31,920
	JAPAN.....	200	359,624
8711200030	MOTORCYCLES EXCEEDING 50CC,NOT EXCEEDING 90CC NO	400	411,528
	CHINA (TAIWAN).....	30	33,330
	JAPAN.....	370	378,198
8711200060	MOTORCYCLES EXCEEDING 90CC,NOT EXCEEDING 190CC NO	130	145,716
	JAPAN.....	130	145,716
8711200090	MOTORCYCLES EXCEEDING 190 CC,BUT NOT EXCEEDING 250 NO	253	466,468
	JAPAN.....	253	466,468
8711300030	MOTORCYCLES EXCEEDING 250CC BUT NOT EXCEEDING 290 NO	1	2,757
	JAPAN.....	1	2,757
8711300060	MOTORCYCLES EXCEEDING 290CC NOT EXCEEDING 490CC NO	1,096	1,323,904
	JAPAN.....	1,096	1,323,904
8711300090	MOTORCYCLES EXCEEDING 490CC NOT EXCEEDING 500CC NO	34	98,683
	JAPAN.....	34	98,683
8711403000	MOTORCYCLES EXCEEDING 500CC NOT EXCEEDING 700CC NO	98	420,166
	JAPAN.....	98	420,166
8711406030	MOTORCYCLES EXCEEDING 700CC NOT EXCEEDING 790CC NO	20	114,939
	JAPAN.....	20	114,939
8711406060	MOTORCYCLES EXCEEDING 790CC NOT EXCEEDING 800CC NO	5	22,103
	JAPAN.....	5	22,103
8711500030	MOTORCYCLES EXCEEDING 800CC NOT EXCEED 970CC NO	2	8,138
	JAPAN.....	2	8,138
8711500060	MOTORCYCLES EXCEEDING 970 CC NO	79	540,351
	JAPAN.....	79	540,351
8712001510	BICYCLES HAVING BOTH WHEELS NOT EXCD 50CM DIAMETER NO	51,756	1,365,846
	CHINA (TAIWAN).....	13,803	530,428
	CHINA,PEOPLE'S REP.(MAINLAND).....	37,453	813,217
	MEXICO.....	500	22,201
8712001520	BICYCLES HAVING BOTH WHEELS EXCD 50CM,NT EXC 55CM NO	23,482	780,381
	CHINA (TAIWAN).....	5,360	281,518
	CHINA,PEOPLE'S REP.(MAINLAND).....	17,922	485,162
	MEXICO.....	200	13,701
8712001550	BICYCLES HAVING BOTH WHEELS EXCD 55CM,NT EX 63.5CM NO	3,761	336,025
	CHINA (TAIWAN).....	2,807	262,997
	CHINA,PEOPLE'S REP.(MAINLAND).....	294	27,502
	MEXICO.....	660	45,526
8712002500	BICYCLES; BOTH WHEELS >63.5CM DIAMETER,WGT <16.3KG NO	1,200	56,700
	CHINA,PEOPLE'S REP.(MAINLAND).....	1,200	56,700
8712003500	BICYCLES HAVING BOTH WHEELS EXC 63.5 CM DIAM,NESOI NO	4,334	284,603
	CHINA (TAIWAN).....	3,075	214,600
	CHINA,PEOPLE'S REP.(MAINLAND).....	983	40,759
	MEXICO.....	276	29,244

TABLE 2 - IMPORTS INTO PUERTO RICO FROM FOREIGN COUNTRIES
BY COMMODITY AND COUNTRY OF ORIGIN-FISCAL YEAR 1999

COMM-CODE	COMMODITY, COUNTRY AND UNIT OF QUANTITY	QUANTITY	VALUE-\$
8712004800	BICYCLES, NESOI	NO	95
	CHINA (TAIWAN).....	50	2,440
	MEXICO.....	45	3,451
8712005000	CYCLES, NESOI	NO	446
	CHINA (TAIWAN).....	50	7,140
	CHINA, PEOPLE'S REP. (MAINLAND).....	300	3,750
	COLOMBIA.....	88	18,512
	DOMINICAN REPUBLIC.....	30	4,287
8713100000	INVALID CARRIAGES, NOT MECHANICALLY PROPELLED	NO	240
	INDONESIA.....	240	24,180
8713900060	INVALID CARRIAGES, NESOI	NO	278
	CANADA.....	8	10,832
	CHINA, PEOPLE'S REP. (MAINLAND).....	240	7,080
	DENMARK.....	30	6,069
8714190060	PARTS, NESOI, OF MOTORCYCLES	KG	388
	DENMARK.....	252	11,044
	JAPAN.....	136	5,566
8714912000	FRAMES OF BICYCLES & OTHER CYCLES VALUE > \$600 EA	NO	1
	CHINA (TAIWAN).....	1	2,010
8714913000	FRAMES OF BICYC & OTHER CYCLES VAL = OR < \$600 EA	NO	750
	CHINA (TAIWAN).....	750	8,578
8714915000	SETS OF STEEL TUBING CUT TO EXACT LENGTH, NESOI	KG	816
	CHINA (TAIWAN).....	816	5,863
8714919000	PARTS AND ACCESSORIES, NESOI, OF HD8711 TO 8713 NESOI	KG	3,591
	CHINA (TAIWAN).....	2,913	15,053
	CHINA, PEOPLE'S REP. (MAINLAND).....	678	2,335
8714921000	WHEEL RIMS AND PARTS OF HEADINGS 8711 TO 8713	KG	9,438
	CHINA (TAIWAN).....	7,471	30,444
	JAPAN.....	1,965	5,620
8714925000	SPOKES AND PARTS	KG	2,282
	CHINA (TAIWAN).....	1,398	5,702
	JAPAN.....	884	2,530
8714930500	HUBS, ALUMINUM, HOLLOW AXLE OF CHAPTER 8711 - 8713	NO	6,410
	CHINA (TAIWAN).....	6,410	20,694
8714931500	THREE SPEED HUBS OTHER THAN BRAKING HUBS, HUB BRKES	NO	13,975
	CHINA (TAIWAN).....	13,975	21,815
8714932400	TWO SPEED HUBS WITH INTERNAL GEAR CHANGE MECHANISM	NO	10,000
	CHINA (TAIWAN).....	10,000	8,605
8714937030	MULTIPLE FREE-WHEEL SPROCKETS OF HEADS 8711 TO 8713	NO	6,875
	CHINA (TAIWAN).....	6,875	14,143
8714937060	FREE-WHEEL SPROCKET-WHEELS, NESOI	KG	1,854
	CHINA (TAIWAN).....	1,854	8,878
8714943020	CALIPER BRAKES, NESOI, OF HEADING 8711 TO 8713	NO	100,875
	CHINA (TAIWAN).....	100,875	28,081
8714943080	BRAKE PRTS (INCL DRUM) NESOI, OF HEADING 8711-8713	KG	13,840
	CHINA (TAIWAN).....	13,840	74,965
8714949000	BRAKES, NESOI, AND PARTS OF VEHICLES, 8711 - 8713	KG	856
	CHINA (TAIWAN).....	856	6,000
8714950000	SADDLES FOR VEHICLES OF HEADING 8711 TO 8713	NO	21,364
	CHINA (TAIWAN).....	21,364	57,304
8714961000	PEDALS AND PARTS FOR VEHICLES OF HDG 8711 TO 8713	KG	5,835
	CHINA (TAIWAN).....	5,835	30,341
8714969000	CRANK-GEAR, NESOI, AND PARTS OF HDG 8711 TO 8713	KG	980
	CHINA (TAIWAN).....	980	3,778
8714995000	DERAILLEURS AND PARTS OF HEADINGS 8711 TO 8713	KG	2,608
	CHINA (TAIWAN).....	2,608	11,279
8714996000	PARTS AND ACCESSORIES, NESOI, OF BICYCLE & VEHICLE	KG	212
	CHINA (TAIWAN).....	212	2,742
8714998000	PARTS AND ACCESSORIES, NESOI, OF VEHICLES	KG	53,375
	CHINA (TAIWAN).....	51,786	257,024
	CHINA, PEOPLE'S REP. (MAINLAND).....	1,269	4,500
	FRANCE.....	320	5,323
8715000020	BABY CARRIAGES (INCLUDING STROLLERS)	NO	16,559
	CHINA (TAIWAN).....	13,981	199,331
	CHINA, PEOPLE'S REP. (MAINLAND).....	1,918	124,837
	HONG KONG.....	680	47,192
8716310000	TANKER TRAILERS AND TANKER SEMI-TRAILERS, NESOI	NO	13
	REPUBLIC OF KOREA.....	13	27,302
8716390010	TRAILERS AND SEMI-TRAILERS, NESOI, FOR AGRICULTURAL	NO	1
	ISRAEL.....	1	131,300
			9,850
			9,850

TABLE 2 - IMPORTS INTO PUERTO RICO FROM FOREIGN COUNTRIES
BY COMMODITY AND COUNTRY OF ORIGIN-FISCAL YEAR 1999

COMM-CODE	COMMODITY, COUNTRY AND UNIT OF QUANTITY	QUANTITY	VALUE-\$
8716390090	TRAILERS AND SEMI-TRAILERS, NESOI, TRANPRT GOODS	NO	62,281
	GERMANY.....	50	2,981
	MEXICO.....	2	59,300
8716400000	TRAILERS AND SEMI-TRAILERS, NESOI	NO	8,637
	CHINA (TAIWAN).....	61	8,637
8716801000	FARM WAGONS AND CARTS	NO	149,993
	CHINA (TAIWAN).....	6,382	23,848
	CHINA,PEOPLE'S REP.(MAINLAND).....	1,132	5,285
	MEXICO.....	350	117,043
	SPAIN.....	4,750	2,819
8716805010	INDUSTRIAL HAND TRUCKS	NO	55,145
	CHINA (TAIWAN).....	1,892	28,534
	CHINA,PEOPLE'S REP.(MAINLAND).....	144	8,658
	MEXICO.....	780	17,953
8716805020	PORTABLE LUGGAGE CARTS	NO	72,494
	CHINA (TAIWAN).....	18,670	72,494
8716805090	VEHICLES NOT MECHANICALLY PROPELLED, NESOI	NO	372,026
	CHINA (TAIWAN).....	27,625	81,393
	CHINA,PEOPLE'S REP.(MAINLAND).....	9,171	48,181
	JAPAN.....	9,440	3,636
	MALAYSIA.....	72	108,651
	MEXICO.....	5,456	107,070
	PORTUGAL.....	3,455	10,604
	UNITED KINGDOM OF GT BRITAIN.....	4	12,491
8716901000	PARTS OF FARM WAGONS AND CARTS	KG	25,875
	NETHERLANDS.....	6,017	25,875
8716905030	WHEELS FOR TRAILERS & OTHER VEH NOT MECH. PROPELLED	KG	44,887
	CHINA (TAIWAN).....	25,817	19,429
	CHINA,PEOPLE'S REP.(MAINLAND).....	10,549	21,769
	MEXICO.....	14,905	3,689
8716905060	PARTS, NESOI F TRAILRS & OTH VEH NOT MECH PROPELLED	KG	6,633
	MALAYSIA.....	3,090	4,464
	MEXICO.....	2,336	2,169
	AIRCRAFT,SPACECRAFT,AND PARTS THEREOF.....	TOTAL	144,123
8801900000	BALLOONS, DIRIGIBLES & OTHER NON-POWERED AIRCRAFT	X	42,166
	COLOMBIA.....		42,166
8802200015	AIRPLANES & OTHER AIRCRAFT,UNLADEN WGT <=450 KG	NO	23,634
	FRANCE.....	1	23,634
8803300015	OTH PRTS OF ARPLNS/HELCPTRS,NESOI, FOR DOD OR USCG	KG	2,864
	SINGAPORE.....	20	2,864
8803300060	OTHER PARTS,NESOI,OF MILITARY AIRPLANES/HELICOPTRS	KG	67,721
	CANADA.....	896	10,000
	SINGAPORE.....	1	4,013
	UNITED KINGDOM OF GT BRITAIN.....	6	53,708
8803909060	OTHER PARTS,NESOI,FOR OTHER MILITARY AIR&SPACECRFT	KG	3,949
	FRANCE.....	3	3,949
8805200000	GROUND FLYING TRAINERS AND PARTS THEROF	KG	3,789
	UNITED KINGDOM OF GT BRITAIN.....	310	3,789
	SHIPS,BOATS AND FLOATING STRUCTURES.....	TOTAL	2,316,214
8903100045	INFLT YACHT,VESEL,FR PLES,SPRT,NO RIDG HULL,>\$500	NO	21,265
	VENEZUELA.....	18	21,265
8903910035	SAILBOATS,WITH AUXILIARY MOTOR,>9.2M IN LENGTH	NO	346,647
	FRANCE.....	2	125,000
	REP. OF SOUTH AFRICA.....	1	221,647
8903910085	SAILBOATS, WITHOUT AUXILIARY MOTOR,>9.2M IN LENGTH	NO	456,993
	FRANCE.....	1	456,993
8903920070	MOTORBOAT(NO CABN CRUSRS)INBOARD POWRD,>8M LONG	NO	156,697
	CANADA.....	1	156,697
8903990500	CANOES (NORMALLY NOT USED WITH MOTORS OR SAILS)	NO	18,031
	BRAZIL.....	37	18,031
8903992060	OUTBRD MOTORBOATS,HULL REINFRCD PLASTIC,>5 M LONG	NO	16,500
	FRANCE.....	1	16,500
8903992075	OTHER OUTBOARD MOTORBOATS, NESOI	NO	39,880
	TRINIDAD @ TOBAGO.....	1	39,880
8903999000	OTHER YACHTS & VESSELS FOR PLEASURE OR SPORTS,NESOI	NO	1,238,017

TABLE 2 - IMPORTS INTO PUERTO RICO FROM FOREIGN COUNTRIES
BY COMMODITY AND COUNTRY OF ORIGIN-FISCAL YEAR 1999

COMM-CODE	COMMODITY, COUNTRY AND UNIT OF QUANTITY	QUANTITY	VALUE-\$
	CANADA.....	19	235,404
	FRANCE.....	1	147,000
	JAPAN.....	161	855,613
8906009090	OTHER VSSLS,NESOI,INCL LIFEBOATS OTHER THAN ROWBOATS X		22,184
	CANADA.....		22,184
	OPTICAL,PHOTOGRAPHIC,CINEMATOGRAPHIC, MEASURING,CHECKING,PRECISION,MEDICAL OR SURGICAL INSTRUMENTS AND APPARATUS; CLOCKS AND WATCHES; MUSICAL INSTRUMENTS; PARTS AND ACCESSORIES THEREOF..... TOTAL		243,772,175
	OPTICAL,PHOTOGRAPHIC,CINEMATOGRAPHIC, MEASURING,CHECKING,PRECISION,MEDICAL OR SURGICAL INSTRUMENTS AND APPARATUS; PARTS AND ACCESSORIES THEREOF..... TOTAL		235,782,646
9001300000	CONTACT LENSES, UNMOUNTED PRS	38,293	293,667
	UNITED KINGDOM OF GT BRITAIN.....	38,293	293,667
9001500000	SPECTACLE LENSES OF OTHER MATERIALS, UNMOUNTED PRS	2,601	5,233
	INDIA.....	2,601	5,233
9001904000	LENSES, UNMOUNTED, NESOI NO	7,248	11,784
	INDIA.....	7,248	11,784
9002116000	MOUNTED LENS FOR, CLOSED-CIR TV CAMERAS W/O MOTORS NO	50	3,006
	JAPAN.....	50	3,006
9002119000	LENSES AND PARTS EXCEPT PROJECTION, NESOI X		10,339
	FRANCE.....		10,339
9002190000	OBJECTIVE LENSES AND PARTS, NESOI X		17,766
	JAPAN.....		17,766
9002904000	MIRRORS MOUNTED, NESOI X		5,065
	CHINA,PEOPLE'S REP.(MAINLAND).....		5,065
9003190000	FRAMES AND MOUNTINGS OF OTHER MATERIALS DOZ	818	69,142
	BRAZIL.....	209	15,496
	FRANCE.....	609	53,644
9004100000	SUNGLASSES DOZ	6,102	65,980
	CHINA (TAIWAN).....	3,333	23,135
	CHINA,PEOPLE'S REP.(MAINLAND).....	2,749	31,382
	FRANCE.....	13	6,737
	ITALY.....	7	4,728
9004900000	SPECTACLES, ETC, CORRECTIVE, PROTECTIVE, NESOI DOZ	6,225	52,554
	CHINA (TAIWAN).....	3,579	33,214
	CHINA,PEOPLE'S REP.(MAINLAND).....	2,646	19,340
9005100020	PRISM BINOCULARS FOR USE WITH INFRARED LIGHT NO	26	3,576
	SPAIN.....	26	3,576
9005804040	OPTICAL TELESCOPES, NESOI NO	126	2,765
	SPAIN.....	126	2,765
9006300000	CAMERAS FOR UNDERWATER, AERIAL SURVEY, MEDICAL ETC NO	1	6,138
	GERMANY.....	1	6,138
9006406000	INSTANT PRINT CAMERAS EXC FIXED FOCUS NT OVER \$10 NO	1,000	2,860
	CHINA,PEOPLE'S REP.(MAINLAND).....	1,000	2,860
9006521020	CAMERAS <35MM FIXED FOCUS HAND-HELD 110 WITH FLASH NO	6,048	20,503
	CHINA,PEOPLE'S REP.(MAINLAND).....	6,048	20,503
9006530010	ONE TIME USE CAMERA, 35MM FILM WITH BUILT-IN FLASH NO	990	18,651
	CHINA,PEOPLE'S REP.(MAINLAND).....	348	6,362
	MEXICO.....	642	12,289
9006530050	OTHER CAMERAS, 35MM FILM,WITH BUILT-IN ELECT FLASH NO	4,490	96,133
	JAPAN.....	110	12,028
	MEXICO.....	4,380	84,105
9006530070	OTHER CAMERAS, ROLL FILM 35MM, NO FLASH, NESOI NO	41,536	559,226
	CHINA (TAIWAN).....	11,000	6,830
	CHINA,PEOPLE'S REP.(MAINLAND).....	150	3,882
	MEXICO.....	30,386	548,414
9006910000	PARTS AND ACCESSORIES FOR PHOTOGRAPHIC CAMERAS X		4,664
	CHINA,PEOPLE'S REP.(MAINLAND).....		2,154
	JAPAN.....		2,510
9007204000	PROJECTORS FOR FILM OF LESS THAN 16 MM, NESOI NO	2	5,343
	JAPAN.....	2	5,343
9007914000	PARTS FOR CAMERAS X		5,250
	CANADA.....		5,250

TABLE 2 - IMPORTS INTO PUERTO RICO FROM FOREIGN COUNTRIES
BY COMMODITY AND COUNTRY OF ORIGIN-FISCAL YEAR 1999

COMM-CODE	COMMODITY, COUNTRY AND UNIT OF QUANTITY	QUANTITY	VALUE-\$
9007918000	ACCESSORIES FOR CAMERAS	X	48,202
	CHINA (TAIWAN).....		8,777
	GERMANY.....		37,425
9008300000	IMAGE PROJECTORS, OTHER THAN CINEMATOGRAPHIC	NO	2
	JAPAN.....	2	9,000
9008400000	PHOTOGRAPHIC EXC CINEMATOGRAPHIC ENLARGERS&REDUCER	NO	15
	SWITZERLAND.....	15	8,959
9009110000	ELECTROSTATIC PHOTOCOPYING IMAGE DIRECTLY ON COPY	NO	67
	CHINA, PEOPLE'S REP. (MAINLAND).....	55	104,495
	JAPAN.....	12	49,055
9009120000	ELECTROSTATIC PHOTOCOPYING IMAGE, INDIRECT PROCESS	NO	606
	CHINA, PEOPLE'S REP. (MAINLAND).....	121	55,440
	HONG KONG.....	15	1,118,468
	JAPAN.....	313	170,817
	MEXICO.....	1	18,289
	PHILIPPINES.....	96	746,375
	REPUBLIC OF KOREA.....	80	4,100
9009210000	PHOTOCOPYING APPARATUS HAVING AN OPTICAL SYSTEM	NO	3
	ITALY.....	3	88,887
9009300000	THERMOCOPYING APPARATUS	NO	1
	JAPAN.....	1	80,000
9009907070	PART & ACCESSORIES OF OTHER PHOTOCOPYING APPARATUS	X	3
	MALAYSIA.....		2,742
9009907090	PART & ACCESSORIES OF PHOTOCOPYING APPARATUS, NESOI	X	1
	CHINA, PEOPLE'S REP. (MAINLAND).....		3,380
	JAPAN.....		3,380
	UNITED KINGDOM OF GT BRITAIN.....		4,689
9010100000	APPARATUS & EQUIP, AUTOMATIC DEVELOPING PHOTO FILM	X	
	SWITZERLAND.....		4,689
9011104000	STEREOSCOPIC MICROSCOPES WITH MEANS TO PHOTO IMAGE	NO	4
	GERMANY.....	4	71,479
9011108000	STEREOSCOPIC MICROSCOPES, NESOI	NO	36
	SWITZERLAND.....	36	64,252
9011800000	OTHER COMPOUND OPTICAL MICROSCOPES, NESOI	NO	2
	CHINA, PEOPLE'S REP. (MAINLAND).....	2	64,252
9013200000	LASERS, OTHER THAN LASER DIODES	NO	2,001
	GERMANY.....	1	2,181
	UNITED KINGDOM OF GT BRITAIN.....	2,000	2,181
9013802000	HAND MAGNIFIERS, MAGNIFYING GLASSES, ETC	NO	10,000
	CHINA, PEOPLE'S REP. (MAINLAND).....	10,000	43,520
9013807000	FLAT PANEL DISPLAYS OTHER THAN FOR ARTICLES OF 8528	NO	292
	JAPAN.....	292	10,000
9013809000	OPTICAL DEVICES, APPLIANCES & INSTRUMENTS, NESOI	X	
	CHINA (TAIWAN).....		3,100
	JAPAN.....		3,100
9013905000	PARTS OF FLAT PANEL DISPLAYS OTH THAN FOR 8528	X	
	JAPAN.....		49,376
9015308000	SURVEYING LEVELS, EXCEPT ELECTRICAL	NO	900
	MEXICO.....	900	49,376
9016002000	ELEC BALANCES OF A SENSITIVITY OF A 5 CG OR BETTER	X	
	GERMANY.....		70,287
9017104000	DRAFTING TABL & MACHINS WHETH/NOT AUTOMAT, PLOTTERS	NO	1
	SPAIN.....	1	2,397
9017204000	DIS CALCULATORS, & OTH MATH CALCULATING INSTRUMENT	X	
	EL SALVADOR.....		67,890
	MEXICO.....		4,240
9017304000	MICROMETERS AND CALIPERS	NO	41
	FRANCE.....	19	4,240
	UNITED KINGDOM OF GT BRITAIN.....	22	3,516
9017308000	GAUGES FOR MEASURING LENGTH	X	
	GERMANY.....		3,516
	UNITED KINGDOM OF GT BRITAIN.....		35,380
9017800000	OTHER INSTRUMENTS FOR MEASURING LENGTH, NESOI	X	
	CHINA (TAIWAN).....		7,400
	CHINA, PEOPLE'S REP. (MAINLAND).....		7,400
	UNITED KINGDOM OF GT BRITAIN.....		15,170
9018120000	ULTRASONIC SCANNING APPARATUS	NO	4
	AUSTRIA.....	1	12,380
	JAPAN.....	1	2,790
	NETHERLANDS.....	1	20,294

TABLE 2 - IMPORTS INTO PUERTO RICO FROM FOREIGN COUNTRIES
BY COMMODITY AND COUNTRY OF ORIGIN-FISCAL YEAR 1999

COMM-CODE	COMMODITY, COUNTRY AND UNIT OF QUANTITY	QUANTITY	VALUE-\$
9018194000	PANAMA.....	1	150,345
	APPARATUS, FUNCTIONAL EXPLORATORY EXAMINATION& PTS X		112,800
	CANADA.....		30,831
	DENMARK.....		22,189
	GERMANY.....		59,800
9018195500	PATIENT MONITORING SYSTEMS X		4,211
	GERMANY.....		4,211
9018199535	ELECTROENCEPHALOGRAPHS AND ELECTROMYOGRAPHS NO	1	17,339
	UNITED KINGDOM OF GT BRITAIN.....	1	17,339
9018199550	OTHER ELECTRO-DIAGNOSTIC APPARATUS, NESOI X		1,142,097
	DENMARK.....		2,785
	FINLAND.....		162,070
	ISRAEL.....		931,103
	UNITED KINGDOM OF GT BRITAIN.....		46,139
9018199580	PARTS&ACCESSORIES FOR ELECTRO-DIAGNOSTIC APPARATUS X		18,733
	ISRAEL.....		16,050
	UNITED KINGDOM OF GT BRITAIN.....		2,683
9018310040	HYPODERMIC SYRINGES, WITH OR WITHOUT THEIR NEEDLES NO	2,639,800	332,677
	FRANCE.....	1,117,900	247,852
	THAILAND.....	1,521,900	84,825
9018310080	SYRINGES, WITH OR WITHOUT THEIR NEEDLES, NESOI NO	4,788,000	475,485
	COSTA RICA.....	4,248,000	367,015
	FRANCE.....	540,000	108,470
9018310090	PTS FOR SYRINGES, WITH OR WITHOUT THEIR NEEDLES X		655,313
	COSTA RICA.....		19,980
	FRANCE.....		635,333
9018320000	TUBULAR METAL NEEDLES & NEEDLES FOR SUTURES &PARTS X		6,320,714
	BELGIUM.....		7,700
	FRANCE.....		3,283,144
	JAPAN.....		2,878,146
	SWITZERLAND.....		128,170
	UNITED KINGDOM OF GT BRITAIN.....		23,554
9018390040	BOUGIES, DRAINS AND SONDES, & PARTS & ACCESSORIES X		6,483,068
	CHINA (TAIWAN).....		5,263
	COSTA RICA.....		6,437,574
	IRELAND.....		35,498
	ITALY.....		4,734
9018390050	CANNULAE AND THE LIKE AND PART AND ACCESSORIES X		62,958
	IRELAND.....		19,499
	JAPAN.....		43,460
9018498040	DENTAL HAND INSTRUMENTS AND PARTS AND ACCESSORIES X		3,089
	BRAZIL.....		3,089
9018498080	INST & APPLIANCES FOR DENTAL SCIENCES & PTS, NESOI X		10,724
	BRAZIL.....		10,724
9018902000	OPTICAL INSTRUMENTS AND APPLIANCES AND PARTS,NESOI X		4,330
	UNITED KINGDOM OF GT BRITAIN.....		4,330
9018903000	ANESTHETIC INSTRUMENTS AND APPLIANCES AND PARTS X		7,000
	UNITED KINGDOM OF GT BRITAIN.....		7,000
9018906000	ELECTRO-SURGICAL INSTRUMENTS & APPLIANCES & PARTS X		16,520
	AUSTRALIAN ISLANDS.....		16,520
9018907570	PTS & ACCESSORIES OF DIALYSIS INST & APPARATUS X		75,690
	DOMINICAN REPUBLIC.....		75,690
9018907580	ELECTRO-MEDICAL INST & APPLIANCES & PARTS, NESOI X		77,321
	SINGAPORE.....		57,876
	UNITED KINGDOM OF GT BRITAIN.....		19,445
9018908000	INST & APPLIANCES FOR MEDICAL,SURGICAL, ETC,NESOI X		196,747,031
	BELGIUM.....		510,821
	CANADA.....		28,648
	COSTA RICA.....		64,207,928
	DOMINICAN REPUBLIC.....		122,840,633
	FRANCE.....		9,276
	GERMANY.....		878,068
	INDIA.....		94,468
	IRELAND.....		197,627
	ISRAEL.....		3,105,954
	ITALY.....		1,085,220
	JAPAN.....		3,505,677
	PORTUGAL.....		188,911
	REPUBLIC OF KOREA.....		8,051
	SINGAPORE.....		27,439

TABLE 2 - IMPORTS INTO PUERTO RICO FROM FOREIGN COUNTRIES
BY COMMODITY AND COUNTRY OF ORIGIN-FISCAL YEAR 1999

COMM-CODE	COMMODITY, COUNTRY AND UNIT OF QUANTITY	QUANTITY	VALUE-\$
	UNITED KINGDOM OF GT BRITAIN.....		58,212
9019102010	MECHANO-THERAPY APPLIANCES NO 71	71	44,505
	SPAIN.....	71	44,505
9019102020	MASSAGE APPARATUS,ELECTRIC;BATTERY POWER;HANDHELD NO 300	300	2,025
	CANADA.....	300	2,025
9019102045	MASSAGE APPARATUS, ELECTRICAL, EXC BATTERY, NESOI NO 26	26	19,110
	CHINA (TAIWAN).....	25	11,641
	SPAIN.....	1	7,468
9019102090	MECHANO-THERAPY APPLIANCES & MASSAGE APPARATUS,PTS X		5,462
	SPAIN.....		5,462
9019104000	ELECTRICALLY OPERATED APPARATUS AND PARTS X		25,948
	CHINA (TAIWAN).....		2,544
	MEXICO.....		23,404
9019200000	OZONE,OXYGEN,ETC THERAPY, RESPIRATION APPARATUS,PT X		1,031,537
	ARGENTINA.....		30,433
	COSTA RICA.....		577,319
	IRELAND.....		132,973
	SPAIN.....		2,049
	UNITED KINGDOM OF GT BRITAIN.....		288,763
9020006000	OTHER BREATHING APPLIANCES AND GAS MASKS X		2,067
	UNITED KINGDOM OF GT BRITAIN.....		2,067
9020009000	PTS FOR BREATHING APPLIANCES AND GAS MASKS X		3,236
	MACAO.....		3,236
9021110000	ARTIFICIAL JOINTS AND PARTS AND ACCESSORIES X		274,638
	UNITED KINGDOM OF GT BRITAIN.....		274,638
9021194000	BONE PLATES,SCREWS&NAILS,&OTH INTERNAL, FIX DEVICE X		44,292
	GERMANY.....		42,216
	ITALY.....		2,076
9021198500	ORTHOPEDIC OR FRACTURE APPLIANCES & PTS, NESOI X		19,047
	FRANCE.....		10,961
	ITALY.....		8,086
9021214000	ARTIFICIAL TEETH OF PLASTIC & PTS AND ACCESSORIES X		31,076
	BRAZIL.....		26,135
	COLOMBIA.....		4,940
9021218000	ARTIFICIAL TEETH, EXC OF PLASTIC & PTS &ACCESSORIES X		8,558
	COLOMBIA.....		8,558
9021908000	APPLIANCES WORN,CARRIED,IMPLANTEDIN BODY&PTS,NESOI X		114,976
	CHINA (TAIWAN).....		64,298
	UNITED KINGDOM OF GT BRITAIN.....		50,678
9022130000	APPARATUS BASED ON X-RAY; OTHER, FOR DENTAL USES X		2,180
	BRAZIL.....		2,180
9022140000	APPTS BASE ON X-RAY FOR MEDICAL,DENTAL,ETC USES X		33,495
	ITALY.....		28,500
	JAPAN.....		4,995
9022190000	APPARATUS BASE ON X-RAY FOR OTH USE,EX MEDICAL,ETC X		532,652
	GERMANY.....		60,802
	ISRAEL.....		472,050
9022300000	X-RAY TUBES NO 1	1	2,126
	GERMANY.....	1	2,126
9022900500	RADIATION GENERATOR UNITS X		16,767
	CANADA.....		16,767
9022909500	PTS,USE ALPHA,BETA/GAMMA RADIATIONS, ETC, NESOI X		9,442
	CANADA.....		9,442
9023000000	INST, APPTS&MODELS,FOR DEMONSTRATIONAL USE& PARTS X		1,083,559
	ISRAEL.....		1,061,628
	UNITED KINGDOM OF GT BRITAIN.....		21,931
9024800000	MACHINE&APPLIANCE,TEST HARDNESS,STRENGTH,ETC,NESOI X		161,466
	UNITED KINGDOM OF GT BRITAIN.....		161,466
9024900040	PTS OF MACHINES & APPLIANCES FOR TESTING METALS X		4,368
	NETHERLANDS.....		4,368
9025112000	CLINICAL THERMOMETERS LIQUID-FILLED NO 254,825	254,825	117,658
	BRAZIL.....	254,825	117,658
9025114000	THERMOMETERS LIQUID-FILLED, DIRECT READING, NESOI NO 2,808	2,808	5,584
	CHINA,PEOPLE'S REP.(MAINLAND).....	2,808	5,584
9025194000	PYROMETERS NO 9	9	2,115
	BRAZIL.....	9	2,115
9025198080	THERMOMETERS, NT COMBINED WITH OTH INST, NESOI NO 3	3	4,773
	BRAZIL.....	3	4,773
9026102080	ELEC INST&APPTS, MEASING/CHKING FLOW OF LIQ, NESOI NO 16	16	109,058
	UNITED KINGDOM OF GT BRITAIN.....	16	109,058

TABLE 2 - IMPORTS INTO PUERTO RICO FROM FOREIGN COUNTRIES
BY COMMODITY AND COUNTRY OF ORIGIN-FISCAL YEAR 1999

COMM-CODE	COMMODITY, COUNTRY AND UNIT OF QUANTITY	QUANTITY	VALUE-\$
9026104000	FLOW METERS NO	24	50,174
	FRANCE	11	28,979
	UNITED KINGDOM OF GT BRITAIN	13	23,195
9026204000	ELE INST& APPARATUS, MEASURING/CHECKING PRESSURE NO	4	3,113
	MEXICO	4	3,113
9026208000	INST& APPARATUS, MEASURING/CHECKING PRESSURE, NESOI NO	5,400	22,170
	ITALY	5,400	22,170
9026802000	ELEC INST, MEASURING/CHECKING VARIABLE OF LIQ/GAS NO	1	5,190
	FRANCE	1	5,190
9026806000	INST, MEASURING/CHECKING VARIABLE OF LIQ/GAS, NESOI NO	1,250	4,825
	ITALY	1,250	4,825
9026906000	PTS, INST&APPTS, MEASURE/CHECK VARIABLE, LIQ, NESOI X		2,700
	COLOMBIA		2,700
9027102000	ELECTRICAL GAS OR SMOKE ANALYSIS APPARATUS X		12,154
	SWITZERLAND		12,154
9027106000	GAS OR SMOKE ANALYSIS APPARATUS, NESOI X		33,672
	NETHERLANDS		31,122
	UNITED KINGDOM OF GT BRITAIN		2,550
9027304040	SPECTROPHOTOMETERS, ELECTRICAL NO	2	131,650
	JAPAN	2	131,650
9027304080	SPECTROMETERS AND SPECTROGRAPHS, ELEC, NESOI NO	2	87,883
	FRANCE	1	50,746
	GERMANY	1	37,137
9027504060	INST&APPTS, PHYSICAL, ELEC, OPTICAL RADIATION, NESOI NO	1	40,559
	UNITED KINGDOM OF GT BRITAIN	1	40,559
9027508060	INST, PHYSICAL, EXC ELEC, USING OPT RADIATIONS, NESOI NO	20	128,504
	UNITED KINGDOM OF GT BRITAIN	20	128,504
9027804530	ELEC CHEMICAL ANALYSIS INST, EXC USE OPT RADIATIONS X		148,971
	FRANCE		143,971
	NETHERLAND ANTIL. EXC ARUBA		5,000
9027804560	ELEC PHYSICAL ANALYSIS INST, EXC USE OPT RADIATIONS X		188,447
	CANADA		58,777
	FRANCE		129,670
9027808030	OTHER CHEMICAL ANALYSIS INSTRUMENTS, NESOI X		30,705
	GERMANY		30,705
9027808090	OTH INST, MEASURING/CHECKING VISCOSITY ETC, NESOI X		23,045
	UNITED KINGDOM OF GT BRITAIN		23,045
9027902000	MICROTOMES NO	1	7,042
	GERMANY	1	7,042
9027904500	PRINTED CIRCUIT ASSEMBLIES FOR GOODS OF 9027.80 X		2,103
	FRANCE		2,103
9027905495	PTS OF ELEC INST OF 9027.20, .30, .40, .50, .80 NESOI X		11,700
	ITALY		11,700
9027908400	PTS, NON-ELEC INST EX OPTIC, OF 9027.20, .30, .40, .50, .80 X		15,343
	FRANCE		15,343
9028300000	ELECTRICITY METERS NO	9	49,931
	SWEDEN	9	49,931
9028900080	PTS & ACCESSORIES, GAS, LIQUID OR PRODUCTION METERS X		2,907,223
	COLOMBIA		1,785,669
	DOMINICAN REPUBLIC		340,419
	MEXICO		77,347
	NETHERLAND ANTIL. EXC ARUBA		3,000
	REP. OF SOUTH AFRICA		5,960
	UNITED KINGDOM OF GT BRITAIN		694,828
9029108000	REVOLUTION COUNTERS, PRODUCTION COUNTERS, ETC, NESOI NO	3	2,573
	JAPAN	3	2,573
9029908080	PTS, OF REVOLUTION COUNTERS, ODOMETERS, ETC, NESOI X		96,848
	SWITZERLAND		96,848
9030310000	MULTIMETERS NO	24	3,728
	UNITED KINGDOM OF GT BRITAIN	24	3,728
9030390040	APPARATUS TO TEST VOLTAGE OR CURRENT OR RESISTANCE X		30,459
	CHINA (TAIWAN)		12,833
	GERMANY		2,961
	UNITED KINGDOM OF GT BRITAIN		14,665
9030390080	INST&APPTS FOR MEASURING/CHECKING POWER, NESOI X		14,545
	UNITED KINGDOM OF GT BRITAIN		14,545
9030400000	OTH INST, SPECIALLY DESIGNED FOR TELECOMMUNICATION X		19,345
	CANADA		19,345
9030820000	INST & APP, FOR MEAS CHK SEMICOND WAFERS & DEVICES NO	67	615,489
	GERMANY	67	615,489

TABLE 2 - IMPORTS INTO PUERTO RICO FROM FOREIGN COUNTRIES
BY COMMODITY AND COUNTRY OF ORIGIN-FISCAL YEAR 1999

COMM-CODE	COMMODITY, COUNTRY AND UNIT OF QUANTITY	QUANTITY	VALUE-\$
9030830000	INST,RECORDING DEVICE,MEASUR/CHECK ELEC QTYS,NESOI	X	25,650
	UNITED KINGDOM OF GT BRITAIN.....		25,650
9030890000	INST,MEASURING/CHECKING ELECTRICAL QUANTTIE,NESOI	X	110,294
	DENMARK.....		11,400
	GERMANY.....		83,680
	NETHERLANDS.....		8,980
	UNITED KINGDOM OF GT BRITAIN.....		6,254
9030906800	PRINTED CIRCUIT ASSEMBLIES EXCPT FOR 9030.10,NESOI	X	427,112
	GERMANY.....		427,112
9030908400	PARTS AND ACCESS FOR ARTL OF SUBHDG 9030.82	X	100,324
	GERMANY.....		100,324
9030908860	PARTS & ACCESS FOR ARTICLES OF SUBHDG 9030, NESOI	X	15,534
	GERMANY.....		15,534
9031410080	OPTL INST & APPL INSPECTING SEMICONDUCTOR DEVICE	NO 2	98,041
	GERMANY.....	2	98,041
9031494000	COORDINATE-MEASURING MACHINES	NO 9	315,000
	GERMANY.....	9	315,000
9031499000	OTHER OPTICAL INSTRUMENTS AND APPLIANCES,NESOI	X	134,584
	SWITZERLAND.....		93,465
	UNITED KINGDOM OF GT BRITAIN.....		41,119
9031804000	ELECTRON BEAM MICROSCOPE W EQUIP FOR HANDL SEMICON	NO 28	42,110
	MEXICO.....	28	9,110
	UNITED KINGDOM OF GT BRITAIN.....	2	33,000
9031808070	EQUIP,TEST EX ELEC CHARACTERIS OF INTNL COMB ENGIN	X	6,601
	REPUBLIC OF KOREA.....		6,601
9031808085	MEASURE/CHECK INST,APPLN&MACHINES,NESOI IN CHAP 90	X	208,857
	FRANCE.....		71,351
	GERMANY.....		36,266
	ITALY.....		5,667
	JAPAN.....		2,248
	MEXICO.....		6,929
	NETHERLANDS.....		57,644
	REPUBLIC OF KOREA.....		3,349
	SWEDEN.....		2,249
	SWITZERLAND.....		3,170
	UNITED KINGDOM OF GT BRITAIN.....		19,984
9032100090	THERMOSTATS, NESOI	NO 17,802	16,352
	CANADA.....	1,910	4,068
	GERMANY.....	13,512	6,053
	JAPAN.....	2,380	6,231
9032810020	HYDRAULIC INDUSTRIAL PROCESS CONTROL INST&APRPTS	NO 1	3,585
	GERMANY.....	1	3,585
9032810080	HYDRAULIC&PNEUMATIC INST&APRPTS, EXC INDUSTRIAL	NO 3	2,308
	GERMANY.....	3	2,308
9032894000	AUTOMTIC VOLTAGE&VOLTAGE-CURRENT REGULATORS, NESOI	X	12,109
	SPAIN.....		6,450
	VENEZUELA.....		5,659
9032896030	PROCESS CONTROL INST&APRPTS FOR COMPLETE SYSTEMS	NO 16	100,815
	CANADA.....	16	100,815
9032896040	PROCESS CONTROL INST&APPTS FOR TEMPERATURE CONTROL	NO 5,029	236,958
	GERMANY.....	25	20,194
	JAPAN.....	5,004	216,764
9032896060	PROCESS CONTROL INST&APPTS,FLOW&LIQ LEVEL CONTROL	NO 870	7,415
	ITALY.....	870	7,415
9032896075	OTHER PROCESS CONTROL INST & APPARATUS, NESOI	X	117,751
	GERMANY.....		3,334
	ITALY.....		13,388
	JAPAN.....		86,221
	REPUBLIC OF KOREA.....		14,808
9032896085	PTS & ACC FOR AUTOM REGULATING/CONTROLLING INST	X	223,255
	FRANCE.....		31,915
	GERMANY.....		20,747
	ITALY.....		3,250
	JAPAN.....		142,279
	NETHERLANDS.....		6,800
	REPUBLIC OF KOREA.....		2,275
	SWITZERLAND.....		10,651
	UNITED KINGDOM OF GT BRITAIN.....		5,338
9032904000	PTS, AUTOMATIC VOLTAGE-CURRENT REGULATOR,NESOI	X	15,364
	MEXICO.....		15,364

TABLE 2 - IMPORTS INTO PUERTO RICO FROM FOREIGN COUNTRIES
BY COMMODITY AND COUNTRY OF ORIGIN-FISCAL YEAR 1999

COMM-CODE	COMMODITY, COUNTRY AND UNIT OF QUANTITY	QUANTITY	VALUE-\$
9032906020	PARTS AND ACCESSORIES OF THERMOSTAT, NESOI X		8,551,561
	CHINA (TAIWAN).....		12,224
	DOMINICAN REPUBLIC.....		8,535,579
	MEXICO.....		3,758
9032906080	PTS,AUTOM REGULATING/CONTROLLING INST & APPT,NESOI X		196,681
	ITALY.....		9,119
	JAPAN.....		76,573
	UNITED KINGDOM OF GT BRITAIN.....		110,989
9033000000	PTS, NESOI FOR MACHINES,APPLN,INST/APPTS OF CHAP90 X		29,363
	FRANCE.....		16,955
	SPAIN.....		3,402
	UNITED KINGDOM OF GT BRITAIN.....		9,006
	CLOCKS AND WATCHES AND PARTS THEREOF..... TOTAL		5,921,389
9101114010	MOVMTS,WRT WTCH,BATTY,PRCS MTL,MECH DISP,NO/1 JWL NO	183	40,710
	FRANCE.....	26	4,566
	JAPAN.....	4	1,412
	SWITZERLAND.....	153	34,732
9101114020	CASES, WRST WTCH,BATTY,PRCS MTL,MECH DISP,NO/1 JWL NO	183	54,482
	FRANCE.....	26	14,306
	JAPAN.....	4	3,898
	SWITZERLAND.....	153	36,278
9101114030	STRAP,BAND/BRCLT,WRT WTCH,BATTY,PRCS MTL,NO/1 JWL NO	183	51,360
	FRANCE.....	26	15,369
	JAPAN.....	4	1,439
	SWITZERLAND.....	153	34,552
9101114040	BATTY FOR WRT WTCH,BATTY,PRC MTL,MECH DISP,NO/1 JW NO	181	7,174
	FRANCE.....	20	5,849
	JAPAN.....	4	750
	SWITZERLAND.....	137	575
9101118010	MVTS FOR WRT WTCH,BATTY,PRC MTL,MECH DISP,OV 1 JWL NO	204	12,687
	NETHERLANDS.....	100	885
	SWITZERLAND.....	104	11,782
9101118020	CASES FOR WRT WTCH,BATTY,PRC MTL,MECH DISP,OV 1 JW NO	107	60,350
	SWITZERLAND.....	107	60,350
9101118030	STRP,BD/BRLT, WRST WTCH,PRC MTL,MECH DISP,OV 1 JWL NO	107	41,907
	SWITZERLAND.....	107	41,907
9101194010	MVTS FOR WRST WATCH,BATTERY,PRC MTL,NO/1 JWL,NESOI NO	25	3,236
	SWITZERLAND.....	25	3,236
9101194020	CASES FOR WRST WTCH,BATTY,PRCS MTL,NO/1 JWL,NESOI NO	25	8,930
	SWITZERLAND.....	25	8,930
9101194030	STRP, BD/BRLT WRT WTCH,BATTY,PRC MTL,NO/1 JW,NESOI NO	25	6,822
	SWITZERLAND.....	25	6,822
9101194040	BATTERIES FOR WRT WTCH,BATTY,PRC MTL,NO/1 JW,NESOI NO	25	6,540
	SWITZERLAND.....	25	6,540
9101218010	MVTS FOR WRT WTCH,NT BTY,PRECS MTL,AUTOMAT,17JWL/< NO	2	2,002
	SWITZERLAND.....	2	2,002
9101218020	CASES FOR WST WTCH,NT BTY,PRECS MTL,AUTOMAT,17JWL/< NO	2	6,788
	SWITZERLAND.....	2	6,788
9101218030	STRAP FOR WRT WTCH,NT BTY,PRECS MTL,AUTOMAT,17JWL/< NO	2	1,650
	SWITZERLAND.....	2	1,650
9101292020	CASES FOR WRST WTCH,PREC MT,W/O AUTOM,1JW NT OV7JW NO	2	1,345
	SWITZERLAND.....	2	1,345
9101292030	STRAP FOR WRT WTCH,PREC MTL,W/O AUTOM,1JW NT OV7JW NO	2	1,205
	SWITZERLAND.....	2	1,205
9101295010	MVT FOR WRT WTCH,PRC MT,OV7,NT OV17 JW OVER \$15 EA NO	14	5,570
	SWITZERLAND.....	14	5,570
9101295020	CSE FOR WRT WTCH,PRC MT,OV7,NT OV17 JW OVER \$15 EA NO	20	18,587
	SWITZERLAND.....	20	18,587
9101295030	STRP FOR WRT WTCH,PRC MTL,OV7,NT OV17 JW OV \$15 EA NO	18	13,273
	SWITZERLAND.....	18	13,273
9102111010	MVTS,WRT WTCH,BTY,MECH DISP,NO/1JW,BD TXT,GL/SL PL NO	139	5,844
	FRANCE.....	97	5,112
	SPAIN.....	42	732
9102111020	CASE,WRT WTCH,BTY,MECH DISP,NO/1JW,BD TXT,GL/SL PL NO	97	5,278
	FRANCE.....	97	5,278
9102111030	STRP, WRT WTH,BTY,MECH DISP,NO/1JW,BD TXT,GL/SL PL NO	97	4,670
	FRANCE.....	97	4,670
9102112510	MVTS,WRT WTCH,BATY,MECH DISP,NO/1JW,BD TXT/BASE MT NO	3,423	96,231

TABLE 2 - IMPORTS INTO PUERTO RICO FROM FOREIGN COUNTRIES
BY COMMODITY AND COUNTRY OF ORIGIN-FISCAL YEAR 1999

COMM-CODE	COMMODITY, COUNTRY AND UNIT OF QUANTITY	QUANTITY	VALUE-\$
	SPAIN.....	149	2,567
	SWITZERLAND.....	3,274	83,664
9102112520	CASE,WRT WTCH,BATY,MECH DISP,NO/1JW,BD TXT/BASE MT NO	3,274	46,877
	SWITZERLAND.....	3,274	46,877
9102112530	STRAPS, WRT WTCH,BTY,MECH DISP,NO/1JW,BD TXT/BS MT NO	3,274	30,582
	SWITZERLAND.....	3,274	30,582
9102112540	BTY FOR WRT WTCH,MECH DISP,NO/1JW,BD TXT/BASE MTL NO	147	737
	SWITZERLAND.....	147	737
9102113010	MVTS, WRT WTCH,BTY,MECH DISP,NO/1JWL,GL/SL PL CASE NO	3	713
	SWITZERLAND.....	3	713
9102113020	CASES, WRT WTCH,BTY,MECH DISP,NO/1JW,GL/SL PL CASE NO	3	412
	SWITZERLAND.....	3	412
9102113030	STRAP, WRT WTCH,BTY,MECH DISP,NO/1JW,GL/SL PL CASE NO	3	724
	SWITZERLAND.....	3	724
9102114510	MVT FOR WRT WTCH,BTY,MECH DISP,NO/1JW,BSE MT,NESOI NO	20,471	116,508
	CHINA,PEOPLE'S REP.(MAINLAND).....	8,372	20,640
	FRANCE.....	1,469	3,673
	GERMANY.....	131	2,120
	JAPAN.....	1,176	2,839
	MALAYSIA.....	881	1,278
	REPUBLIC OF KOREA.....	1,680	10,997
	SWITZERLAND.....	6,782	74,961
9102114520	CASES, WRT WTCH,BTY,MECH DISP,NO/1JW,BSE MTL,NESOI NO	20,385	49,449
	CHINA,PEOPLE'S REP.(MAINLAND).....	8,372	13,536
	FRANCE.....	1,469	1,469
	GERMANY.....	131	942
	JAPAN.....	1,176	3,481
	MALAYSIA.....	881	1,923
	REPUBLIC OF KOREA.....	1,680	7,959
	SWITZERLAND.....	6,676	20,139
9102114530	STRAPS, WRT WTCH,BTY,MECH DISP,NO/1JW,BSE MT,NESOI NO	20,485	55,383
	CHINA,PEOPLE'S REP.(MAINLAND).....	8,372	20,318
	FRANCE.....	1,469	1,469
	GERMANY.....	131	1,178
	JAPAN.....	1,176	5,334
	MALAYSIA.....	881	3,086
	REPUBLIC OF KOREA.....	1,680	4,609
	SWITZERLAND.....	6,676	19,389
9102114540	BTY FOR WRT WTCH,BTY,MECH DISP,NO/1JW,BSE MT,NESOI NO	17,690	16,511
	CHINA,PEOPLE'S REP.(MAINLAND).....	8,372	7,855
	FRANCE.....	1,469	734
	GERMANY.....	131	472
	JAPAN.....	896	1,476
	MALAYSIA.....	881	1,026
	REPUBLIC OF KOREA.....	1,680	1,778
	SWITZERLAND.....	4,261	3,170
9102115010	MVT,WRT WTCH,BTY,MECH DISP,> 1JWL,BD TEXT,GL/SL PL NO	1,740	107,767
	SWITZERLAND.....	1,740	107,767
9102115020	CASE WRT WTCH,BTY,MECH DISP,> 1JWL,BD TXT,GL/SL PL NO	1,741	161,259
	SWITZERLAND.....	1,741	161,259
9102115030	STRAP WRT WTCH,BTY,MECH DISP,> 1JW,BD TXT,GL/SL PL NO	1,741	97,960
	SWITZERLAND.....	1,741	97,960
9102116510	MVT FOR WRT WTCH,BTY,MECH DISP,> 1JW,BD TXT,BSE MT NO	7,996	376,352
	SWITZERLAND.....	7,996	376,352
9102116520	CASE FOR WRT WTCH,BTY,MECH DISP,> 1JW,BD TXT,BS MT NO	7,906	550,955
	SWITZERLAND.....	7,906	550,955
9102116530	STRP FOR WRT WTCH,BTY,MECH DISP,> 1JW,BD TXT,BS MT NO	7,726	406,275
	SWITZERLAND.....	7,726	406,275
9102116540	BTY FOR WRT WTCH,BTY,MECH DISP,> 1JW,BND TXT,BS MT NO	2,662	1,452
	SWITZERLAND.....	2,662	1,452
9102117010	MVTS FOR WRT WTCH,BTY,MECH DISP,> 1JW,GL/SL PLT CS NO	28	1,055
	SWITZERLAND.....	28	1,055
9102117020	CASE FOR WRT WTCH,BTY,MECH DISP,> 1JW,GL/SL PL CSE NO	28	2,285
	SWITZERLAND.....	28	2,265
9102117030	STRAP FOR WRT WTCH,BTY,MECH DISP,> 1JW,GD/SL PL CS NO	28	513
	SWITZERLAND.....	28	513
9102119510	MVTS FOR WRT WTCH,BTY,MECH DISP,> 1JW,BS MTL,NESOI NO	3,686	67,311
	FRANCE.....	1,635	7,348
	SPAIN.....	918	12,277
	SWITZERLAND.....	1,133	47,686

TABLE 2 - IMPORTS INTO PUERTO RICO FROM FOREIGN COUNTRIES
BY COMMODITY AND COUNTRY OF ORIGIN-FISCAL YEAR 1999

COMM-CODE	COMMODITY, COUNTRY AND UNIT OF QUANTITY	QUANTITY	VALUE-\$
9102119520	CASES FOR WRT WTCH,BTY,MECH DISP,> 1JW,BS MT,NESOI NO	1,558	59,816
	FRANCE.....	244	2,353
	SPAIN.....	209	525
	SWITZERLAND.....	1,103	56,738
9102119530	STRAP FOR WRT WTCH,BTY,MECH DISP,> 1JW,BS MT,NESOI NO	2,854	13,076
	FRANCE.....	1,635	1,986
	SPAIN.....	209	547
	SWITZERLAND.....	1,010	10,531
9102119540	BTY FOR WRT WTCH,BTY,MECH DISP,> 1JWL,BS MTL,NESOI NO	9	728
	FRANCE.....	9	728
9102124000	STRP,BND,BRC,W/HDG 91021280,OPTO-ELE DISP EXC TEXT NO	35,618	42,579
	CHINA,PEOPLE'S REP.(MAINLAND).....	30,470	27,379
	JAPAN.....	1,200	4,340
	MALAYSIA.....	1,720	4,078
	REPUBLIC OF KOREA.....	2,226	6,782
9102128000	WRIST/STOP WATCH,ELEC,EXC PRCS MTL,OPTO-ELEC,NESOI NO	5,374	22,296
	CHINA,PEOPLE'S REP.(MAINLAND).....	3,758	13,912
	JAPAN.....	100	401
	MALAYSIA.....	500	1,284
	REPUBLIC OF KOREA.....	1,018	6,699
9102128010	MOVT & CASE FOR WRIST WATCH, BTY, OPTO-ELEC DISPL NO	33,179	79,515
	CHINA,PEOPLE'S REP.(MAINLAND).....	28,592	54,589
	JAPAN.....	1,400	10,348
	MALAYSIA.....	1,470	5,938
	REPUBLIC OF KOREA.....	1,717	8,642
9102128020	OTHER BATTY FOR WRST WATCH,BTY PWD ,OPTO-ELEC DISP NO	32,769	23,639
	CHINA,PEOPLE'S REP.(MAINLAND).....	28,592	16,540
	JAPAN.....	990	2,721
	MALAYSIA.....	1,470	2,500
	REPUBLIC OF KOREA.....	1,717	1,878
9102192010	MVT FOR WST WTCH,BTY,OTH DISP,NO/1JW,BD TXT/BSE MT NO	62	25,696
	SWITZERLAND.....	62	25,696
9102192020	CASE FOR WRT WTCH,BTY,OTH DISP,NO/1JW,BD TXT/BS MT NO	62	6,569
	SWITZERLAND.....	62	6,569
9102192030	STRP FOR WRT WTCH,BTY,OTH DISP,NO/1JW,BD TXT/BS MT NO	62	10,765
	SWITZERLAND.....	62	10,765
9102192040	BTY FOR WRT WTCH,BTY,OTH DISP,NO/1JW,BND TXT/BS MT NO	47	264
	SWITZERLAND.....	47	264
9102194010	MVTS FOR WRST WATCH,BTY,OTH DISPL,NO OR 1JWL,NESOI NO	697	27,530
	CHINA (TAIWAN).....	317	2,870
	NETHERLANDS.....	350	1,197
	SWITZERLAND.....	30	23,463
9102194020	CASES FOR WRST WATCH,BTY,OTH DISP,NO OR 1JWL,NESOI NO	697	13,411
	CHINA (TAIWAN).....	317	2,078
	NETHERLANDS.....	350	1,197
	SWITZERLAND.....	30	10,136
9102194030	STRP ETC FOR WRT WTCH,BTY,OTH DISP,NO OR 1JWL,NESOI NO	697	19,668
	CHINA (TAIWAN).....	317	784
	NETHERLANDS.....	350	1,197
	SWITZERLAND.....	30	17,688
9102194040	BTY FOR WRST WTCH,BTTY,OTH DISPL,NO OR 1JWL,NESOI NO	667	1,848
	CHINA (TAIWAN).....	317	651
	NETHERLANDS.....	350	1,197
9102196010	MVT FOR WRT WTCH,BTY,OTH DISP,> 1JW,BND TXT/BSE MT NO	30	17,666
	SWITZERLAND.....	30	17,666
9102196020	CASES FOR WRT WTCH,BTY,OTH DISP,> 1JW,BD TXT/BS MT NO	30	5,360
	SWITZERLAND.....	30	5,360
9102196030	STRP FOR WRST WTCH,BTY,OTH DISP,> 1JW,BD TXT/BS MT NO	30	9,988
	SWITZERLAND.....	30	9,988
9102198010	MVTS FOR WRST WATCHES,BTTY,OTH DISP,> 1 JWL,NESOI NO	10	5,167
	SWITZERLAND.....	10	5,167
9102198020	CASES FOR WRST WATCHES,BTY,OTH DISPL,> 1 JWL,NESOI NO	10	933
	SWITZERLAND.....	10	933
9102198030	STRAPS FOR WRST WTCHES,BTTY,OTH DISP,> 1 JWL,NESOI NO	6	968
	SWITZERLAND.....	6	968
9102211010	MVT FOR WRT WTCH,NT BTY,BSE MT CSE,AUTOM WD,NO/1JW NO	659	50,870
	SWITZERLAND.....	659	50,870
9102211020	CSE FOR WRT WTCH,NT BTY,BSE MT CSE,AUTOM WD,NO/1JW NO	659	72,425
	SWITZERLAND.....	659	72,425
9102211030	STP FOR WRT WTCH,NT BTY,BSE MT CES,AUTOM WD,NO/1JW NO	659	22,269

TABLE 2 - IMPORTS INTO PUERTO RICO FROM FOREIGN COUNTRIES
BY COMMODITY AND COUNTRY OF ORIGIN-FISCAL YEAR 1999

COMM-CODE	COMMODITY, COUNTRY AND UNIT OF QUANTITY	QUANTITY	VALUE-\$
	SWITZERLAND.....	659	22,269
9102213010	MVT FOR WRT WTCH,NT BTY,BS MT,AUTO WD,OV1,N/O 17JW NO	1,857	96,739
	SWITZERLAND.....	1,857	96,739
9102213020	CS FOR WRT WTCH,NT BTY,BSE MT,AUTO WD,OV1,N/O 17JW NO	1,827	193,127
	SWITZERLAND.....	1,827	193,127
9102213030	BND FOR WRT WTCH,NT BTY,BS MT,AUTO WD,OV1,N/O 17JW NO	1,667	31,914
	SWITZERLAND.....	1,667	31,914
9102217010	MVT FOR WRST WTCH,NT BTY,BSE MT CSE,AUTO WD,OV17JW NO	2,523	188,228
	SWITZERLAND.....	2,523	188,228
9102217020	CSE FOR WRST WTCH,NT BTY,BSE MT CSE,AUTO WD,OV17JW NO	2,523	265,972
	SWITZERLAND.....	2,523	265,972
9102217030	BAND FOR WRST WTCH,NT BTY,BSE MT CS,AUTO WD,OV17JW NO	2,523	77,038
	SWITZERLAND.....	2,523	77,038
9102219010	MVT FOR WRT WTCH,NT BTY,BS MT,AUTO WD,OV17JW,NESOI NO	7	3,188
	SWITZERLAND.....	7	3,188
9102219020	CSE FOR WRT WTCH,NT BTY,BS MT,AUTO WD,OV17JW,NESOI NO	4	377
	SWITZERLAND.....	4	377
9102219030	BND FOR WRT WTCH,NT BTY,BS MT,AUTO WD,OV17JW,NESOI NO	4	440
	SWITZERLAND.....	4	440
9102291010	MVT, WRT WTCH,NT BTY,BS MT,W/O AUTO WD, NO JWS/1JW NO	1	1,118
	SWITZERLAND.....	1	1,118
9102912010	MVT&CS, OTH WTCH,BTY,BSE MTL,W/ OPTO-ELE DISP ONLY NO	387,450	232,422
	CHINA,PEOPLE'S REP.(MAINLAND).....	387,450	232,422
9102912020	BTY FOR OTH WTCH,BTY,BSE MTL,W/ OPTO-ELE DISP ONLY NO	387,450	11,042
	CHINA,PEOPLE'S REP.(MAINLAND).....	387,450	11,042
9102914010	MVT FOR OTH WATCH,BATTERY,BASE MTL,NO JWL OR 1 JWL NO	670	9,122
	SWITZERLAND.....	670	9,122
9102914020	CASES FOR OTH WATCHES,BTY,BASE MTL,NO JWL OR 1 JWL NO	670	11,259
	SWITZERLAND.....	670	11,259
9102914030	BTRY FOR OTH WTCH,BTRY PWD,BSE MTL,NO JWL OR 1 JWL NO	250	5,382
	SWITZERLAND.....	250	5,382
9102918010	MVTS FOR OTH WATCH,BTY POWERED,BSE MTL CASES,NESOI NO	357	5,287
	SWITZERLAND.....	357	5,287
9102918020	CASES FOR OTH WTCH,BTRY PWD,BASE METAL CASES,NESOI NO	357	13,464
	SWITZERLAND.....	357	13,464
9102992010	MVTS FOR OTH WTCH,BSE MTL,NT BTY,NO JW/ NOT OV 7JW NO	840	1,579
	CHINA,PEOPLE'S REP.(MAINLAND).....	840	1,579
9102992020	CASE FOR OTH WTCH,BSE MTL,NT BTY,NO JW/ NOT OV 7JW NO	680	2,368
	CHINA,PEOPLE'S REP.(MAINLAND).....	680	2,368
9103102010	MVT FOR TRAVEL CLK, BTY POWERED W/ OPTO-ELECTRONIC NO	80	549
	CHINA,PEOPLE'S REP.(MAINLAND).....	80	549
9103104040	MVT FOR CLK,EXC TRVL CLK BATTERY,HAVING NO OR 1 JW NO	159	3,530
	HONG KONG.....	5	636
	JAPAN.....	54	740
	NETHERLANDS.....	100	2,154
9103104050	CSE FOR CLK,EXC TRVL CLK BATTERY,HAVING NO OR 1 JW NO	58	1,246
	HONG KONG.....	4	474
	JAPAN.....	54	772
9103104060	BTY FOR CLK,EXC TRVL CLK BATTERY,HAVING NO OR 1 JW NO	3	370
	HONG KONG.....	3	370
9103900030	MVTS FOR CLKS,EXC TRVL CLKS,EXC CLKS OF 9104,NESOI NO	4	765
	FRANCE.....	4	765
9103900040	CSE FOR CLKS, EXC TRVL CLKS,EXC CLK, OF 9104,NESOI NO	4	383
	FRANCE.....	4	383
9104002000	INST PANEL CLOCKS,OV 50MM,NT OV\$10,EXC ELECTRICAL NO	12	607
	JAPAN.....	12	607
9104004000	INST PANEL CLOCKS,OV 50MM,OV \$10,EXC ELECTRICAL NO	26	938
	JAPAN.....	26	938
9105118005	MOVEMENTS FOR ALARM CLOCKS, AC POWERED, NESOI NO	1,664	499
	CHINA,PEOPLE'S REP.(MAINLAND).....	1,664	499
9105118015	CASES FOR ALARM CLOCKS, AC POWERED, NESOI NO	1,664	1,364
	CHINA,PEOPLE'S REP.(MAINLAND).....	1,664	1,364
9105118050	MVTS FOR ALRM CLK,EXC TRVL,BTY,EXC OPTO-ELECTRONIC NO	10,093	31,572
	CHINA,PEOPLE'S REP.(MAINLAND).....	10,093	31,572
9105118060	CSE FOR ALRM CLK EXC TRVL,BTRY,EXC OPTO-ELECTRONIC NO	59,548	24,568
	CHINA,PEOPLE'S REP.(MAINLAND).....	59,548	24,568
9105194000	OTHER ALARM CLOCKS, VALUED NOT OVER \$5 EACH,NESOI NO	36,408	79,392
	CHINA (TAIWAN).....	5,168	15,803
	CHINA,PEOPLE'S REP.(MAINLAND).....	21,240	47,919
	HONG KONG.....	10,000	15,870

TABLE 2 - IMPORTS INTO PUERTO RICO FROM FOREIGN COUNTRIES
BY COMMODITY AND COUNTRY OF ORIGIN-FISCAL YEAR 1999

COMM-CODE	COMMODITY, COUNTRY AND UNIT OF QUANTITY	QUANTITY	VALUE-\$
9105195000	OTHER ALARM CLOCKS, VALUED OVER \$5 EACH, NESOI	NO	3,133
	AUSTRIA.....	36	2,814
	CHINA (TAIWAN).....	1,178	7,688
	CHINA, PEOPLE'S REP. (MAINLAND).....	1,916	18,053
	FRANCE.....	5	484
9105218010	MVTS FOR WALL CLOCKS, AC POWERED ONLY	NO	320
	CHINA (TAIWAN).....	320	696
9105218020	CASES FOR WALL CLOCKS, AC POWERED ONLY	NO	320
	CHINA (TAIWAN).....	320	696
9105218030	MOVEMENTS FOR WALL CLOCKS, BATTERY POWERED	NO	232,695
	CHINA (TAIWAN).....	22,668	33,276
	CHINA, PEOPLE'S REP. (MAINLAND).....	210,027	218,719
9105218040	CASES FOR WALL CLOCKS, BATTERY POWERED	NO	224,507
	CHINA (TAIWAN).....	22,668	23,087
	CHINA, PEOPLE'S REP. (MAINLAND).....	201,839	170,408
9105218050	BATTERIES FOR WALL CLOCKS, BATTERY POWERED	NO	20,736
	CHINA (TAIWAN).....	20,736	6,756
9105292020	CSE, WALL CLK, N/O 50MM, RUN OV47 HRS, W/O WND, NO/1 JW	NO	1
	FRANCE.....	1	3,779
9105294000	OTHER WALL CLOCKS, VALUED NOT OVER \$5 EACH, NESOI	NO	27,336
	CHINA (TAIWAN).....	3,380	58,043
	CHINA, PEOPLE'S REP. (MAINLAND).....	23,896	7,103
	PORTUGAL.....	80	50,809
9105295000	OTHER WALL CLOCKS, VALUED OVER \$5 EACH, NESOI	NO	1,980
	ARGENTINA.....	1	14,579
	CHINA (TAIWAN).....	648	800
	CHINA, PEOPLE'S REP. (MAINLAND).....	1,200	3,545
	FRANCE.....	5	6,516
	GERMANY.....	1	596
	HONG KONG.....	1	1,258
	MEXICO.....	36	346
	PORTUGAL.....	65	304
	SPAIN.....	3	454
	UNITED KINGDOM OF GT BRITAIN.....	20	285
9105918030	MOVEMENTS FOR OTHER CLOCKS, BATTERY POWERED, NESOI	NO	4,080
	CHINA, PEOPLE'S REP. (MAINLAND).....	4,080	475
9105918040	CASES FOR OTHER CLOCKS NESOI	NO	4,108
	CHINA, PEOPLE'S REP. (MAINLAND).....	4,080	7,610
	UNITED KINGDOM OF GT BRITAIN.....	28	7,610
9105918050	BATTERIES FOR OTHER CLOCKS, BATTERY POWERED, NESOI	NO	1,444
	CHINA, PEOPLE'S REP. (MAINLAND).....	1,444	7,500
9105995000	OTHER CLOCKS, VALUED NOT OVER \$5 EACH, NESOI	NO	296,094
	CHINA (TAIWAN).....	1,896	6,853
	CHINA, PEOPLE'S REP. (MAINLAND).....	283,908	647
	HONG KONG.....	9,520	2,844
	JAPAN.....	680	2,844
	THAILAND.....	90	3,008
9105996000	OTHER CLOCKS, VALUED OVER \$5 EACH, NESOI	NO	1,513
	ARGENTINA.....	1	38,634
	CHINA, PEOPLE'S REP. (MAINLAND).....	328	5,000
	FRANCE.....	11	2,313
	GERMANY.....	12	1,029
	ISRAEL.....	40	257
	ITALY.....	4	1,350
	JAPAN.....	371	8,863
	NETHERLANDS.....	2	6,036
	REPUBLIC OF KOREA.....	12	346
	SPAIN.....	632	403
	THAILAND.....	100	12,127
9106100000	TIME REGISTERS; TIME-RECORDERS	NO	1
	NETHERLANDS.....	1	910
9106907500	APPT MEAS, RECORD, TIME W CLOCK/WATCH MNT, AC POWERED	NO	1
	SPAIN.....	1	7,659
9106908500	TIME OF DAY RECORDING APP NESOI	NO	50
	REPUBLIC OF KOREA.....	50	7,659
9107008000	TIME SWITCHES WITH CLKS/WATCH MOVEMENT ETC, OV \$5	NO	878
	CHINA (TAIWAN).....	100	6,000
	MEXICO.....	75	892
	REPUBLIC OF KOREA.....	700	892
	UNITED KINGDOM OF GT BRITAIN.....	3	8,149
			1,063
			437
			5,971
			678

TABLE 2 - IMPORTS INTO PUERTO RICO FROM FOREIGN COUNTRIES
BY COMMODITY AND COUNTRY OF ORIGIN-FISCAL YEAR 1999

COMM-CODE	COMMODITY, COUNTRY AND UNIT OF QUANTITY	QUANTITY	VALUE-\$
9108118010	MVT FOR WTCH MVT,BATTERY,MECHANICAL DSPL ETC,NESOI SWITZERLAND.....	NO 2,513	6,458 6,458
9108118020	BTY FOR WTCH MVT,BATTERY,MECHANICAL DSPL ETC,NESOI SWITZERLAND.....	NO 260	1,595 1,595
9109904000	CLK MOVEMENTS,COMP&ASSEM,MEAS OV50MM,NO\$5,NESOI JAPAN.....	NO 5,000	22,225 22,225
9109906000	CLK MOVEMENTS,COMPL&ASSEM,MEAS OV50MM,OV \$5,NESOI CHINA (TAIWAN).....	NO 590	7,364 4,788
	JAPAN.....	40	1,597
	REPUBLIC OF KOREA.....	48	679
9111202000	WATCH CASES OF BASE METAL GOLD OR SILVER PLATED GERMANY.....	NO 2,028	98,275 98,275
9111204000	WATCH CASES OF BASE METAL,EXC GOLD/SILVER PLATED GERMANY.....	NO 3,439	85,840 85,840
9111905000	PTS,WATCH OF BASE METAL,BEZELS,BACKS AND CENTERS SWITZERLAND.....	NO 246	12,139 12,139
9111907000	PARTS FOR WATCHES OF BASE METAL, NESOI SWITZERLAND.....	NO 3,593	5,717 5,717
9112900000	PARTS FOR CLOCK CASES, NESOI SWITZERLAND.....	X 507	507 507
9113100000	WATCH BANDS ETC,OF PRCS METAL/METAL CLAD W PRCS MT SWITZERLAND.....	X 25,597	25,597 25,597
9113204000	WATCH BANDS ETC, OF BASE METAL,OVER \$5 PER DOZEN CHINA,PEOPLE'S REP.(MAINLAND).....	DOZ 485	211,404 552
	GERMANY.....	364	174,182
	HONG KONG.....	42	15,330
	ITALY.....	8	3,722
	JAPAN.....	4	3,270
	SWITZERLAND.....	57	14,348
9113206000	PARTS FOR WATCH BRACELETS, NOT OV \$12 PER DOZEN HONG KONG.....	X 396	396 396
9113209000	PARTS FOR WATCH STRAPS, OF BASE METAL ITALY.....	X 352	10,298 352
	JAPAN.....	3,622	3,622
	SWITZERLAND.....	6,324	6,324
9113908000	PARTS FOR WATCH BANDS, OF PRECIOUS METAL CHINA,PEOPLE'S REP.(MAINLAND).....	X 4,451	4,451 271
	HONG KONG.....	330	330
	SWITZERLAND.....	3,850	3,850
9114304000	CLOCK OR WATCH DIALS NOT EXCEEDING 50MM IN WIDTH SWITZERLAND.....	NO 210	3,466 3,466
9114904000	PARTS FOR WATCHES, NESOI SWITZERLAND.....	X 2,718	2,718 2,718
9114905000	PARTS FOR CLOCKS, NESOI JAPAN.....	X 1,504	1,504 1,504
	MUSICAL INSTRUMENTS; PARTS AND ACCESSORIES OF SUCH ARTICLES.....	TOTAL	2,057,940
9201100000	UPRIGHT PIANOS CHINA,PEOPLE'S REP.(MAINLAND).....	NO 85	118,274 11,442
	CZECH REPUBLIC.....	11	23,179
	INDONESIA.....	2	2,900
	JAPAN.....	27	58,553
	REPUBLIC OF KOREA.....	33	22,200
9201200000	GRAND PIANOS CHINA,PEOPLE'S REP.(MAINLAND).....	NO 17	105,031 10,544
	CZECH REPUBLIC.....	4	26,868
	GERMANY.....	1	20,793
	JAPAN.....	9	48,826
9201900000	PIANOS, NESOI CHINA,PEOPLE'S REP.(MAINLAND).....	NO 75	70,232 15,400
	INDONESIA.....	2	3,630
	JAPAN.....	41	33,602
	REPUBLIC OF KOREA.....	16	17,600
9202100000	STRING MUSICAL INSTRUMENTS PLAYED WITH A BOW JAPAN.....	NO 207	32,409 2,247
	REPUBLIC OF KOREA.....	204	30,162
9202902000	GUITARS NOT OVER \$100, EXCLD THE VALUE OF THE CASE CHINA (TAIWAN).....	NO 36	310,837 2,214

TABLE 2 - IMPORTS INTO PUERTO RICO FROM FOREIGN COUNTRIES
BY COMMODITY AND COUNTRY OF ORIGIN-FISCAL YEAR 1999

COMM-CODE	COMMODITY, COUNTRY AND UNIT OF QUANTITY	QUANTITY	VALUE-\$
	CHINA, PEOPLE'S REP. (MAINLAND).....	2,880	39,870
	INDONESIA.....	1,530	33,635
	JAPAN.....	42	2,251
	MEXICO.....	3,227	79,997
	SPAIN.....	2,442	152,870
9202904000	GUIARS, NESOI..... NO	452	70,244
	JAPAN.....	94	14,987
	REPUBLIC OF KOREA.....	30	3,458
	SPAIN.....	328	51,821
9202906000	STRING MUSICAL INSTRUMENTS, NESOI..... NO	587	23,708
	JAPAN.....	15	5,166
	MEXICO.....	582	18,522
9203008000	KEYBOARD INSTRUMENTS, NESOI..... NO	37	9,018
	JAPAN.....	37	9,018
9204104000	PIANO ACCORDIONS..... NO	1	3,756
	ITALY.....	1	3,756
9204108000	ACCORDIONS, NESOI..... NO	30	3,633
	CHINA, PEOPLE'S REP. (MAINLAND).....	30	3,633
9204200000	MOUTH ORGANS..... DOZ	511	8,181
	CHINA, PEOPLE'S REP. (MAINLAND).....	511	8,181
9205100080	BRASS-WIND INSTRUMENTS VALUED OVER \$10 EACH..... NO	2,144	87,072
	CHINA (TAIWAN).....	18	2,782
	JAPAN.....	2,126	84,290
9205904020	CLARINETS..... NO	15	2,280
	CHINA (TAIWAN).....	15	2,280
9205904040	SAXOPHONES..... NO	213	81,949
	CHINA (TAIWAN).....	155	51,109
	CHINA, PEOPLE'S REP. (MAINLAND).....	41	14,524
	INDONESIA.....	7	7,030
	JAPAN.....	10	9,296
9205904060	FLUTES AND PICCOLOS (EXCEPT BAMBOO)..... NO	12,040	21,265
	CHINA (TAIWAN).....	40	5,472
	ISRAEL.....	10,000	10,593
	JAPAN.....	2,000	5,200
9205906000	WIND INSTRUMENTS, NESOI..... NO	5,790	15,054
	JAPAN.....	5,790	15,054
9206002000	DRUMS..... NO	12,115	446,092
	CANADA.....	11	5,405
	CHINA (TAIWAN).....	6,222	123,473
	CHINA, PEOPLE'S REP. (MAINLAND).....	168	3,685
	GERMANY.....	84	3,640
	INDONESIA.....	38	10,709
	JAPAN.....	81	40,584
	MEXICO.....	750	4,822
	PAKISTAN.....	2,080	26,252
	THAILAND.....	2,681	227,522
9206004000	CYMBALS..... NO	595	17,999
	GERMANY.....	595	17,999
9206008000	PERCUSSION MUSICAL INSTRUMENTS, NESOI..... NO	115,405	164,597
	CHINA (TAIWAN).....	4,392	12,000
	COSTA RICA.....	305	2,493
	MEXICO.....	41,850	14,419
	PAKISTAN.....	58,383	58,062
	SPAIN.....	2,900	3,593
	THAILAND.....	7,595	74,030
9207100010	MUSICAL SYNTHESIZERS VALUED \$100 OR OVER EACH..... NO	49	17,644
	CHINA (TAIWAN).....	6	2,076
	JAPAN.....	25	12,760
	MALAYSIA.....	18	2,806
9207100060	KEYBOARD INST WITH MORE THAN 1 KEYBRD HAND-HELD..... NO	30	8,262
	CHINA, PEOPLE'S REP. (MAINLAND).....	24	5,054
	JAPAN.....	6	3,208
9207100065	KEYBRD INST EXC ACCORDIONS W/ 1 KEYBRD UNDER \$100..... NO	250	13,526
	ITALY.....	190	8,884
	JAPAN.....	60	4,662
9207100075	KEYBRD INST EXC ACCORDIONS W/ 1 KEYBRD \$100 OR OV..... NO	370	99,880
	CHINA, PEOPLE'S REP. (MAINLAND).....	200	35,074
	JAPAN.....	170	64,806
9207900040	FRETTED STRINGED INSTRUMENTS..... NO	768	74,276
	CHINA (TAIWAN).....	504	40,763

TABLE 2 - IMPORTS INTO PUERTO RICO FROM FOREIGN COUNTRIES
BY COMMODITY AND COUNTRY OF ORIGIN-FISCAL YEAR 1999

COMM-CODE	COMMODITY, COUNTRY AND UNIT OF QUANTITY	QUANTITY	VALUE-\$
	CHINA,PEOPLE'S REP.(MAINLAND).....	30	4,740
	INDONESIA.....	168	16,291
	JAPAN.....	56	9,207
	REPUBLIC OF KOREA.....	12	3,275
9207900080	MUSICAL INSTRUMENTS, ELECTRICALLY AMPLIFIED, NESOI NO	1,752	45,326
	MEXICO.....	1,752	45,326
9208100000	MUSIC BOXES NO	3,956	12,200
	CHINA,PEOPLE'S REP.(MAINLAND).....	3,956	12,200
9208900080	MOUTH-BLOWN SOUND SIGNALLING INSTRUMENTS, NESOI NO	3,444	6,545
	HONG KONG.....	3,444	6,545
9209300000	MUSICAL INSTRUMENT STRINGS NO	11,518	22,197
	ARGENTINA.....	148	7,818
	CHINA,PEOPLE'S REP.(MAINLAND).....	1,050	11,820
	MEXICO.....	10,320	2,559
9209922000	MUTES, INST STANDS & MUSIC HOLDERS OF HEADING 9202 X		22,169
	CHINA (TAIWAN).....		12,668
	CHINA,PEOPLE'S REP.(MAINLAND).....		2,521
	JAPAN.....		3,147
	SRI LANKA.....		3,835
9209928000	PTS & ACCESSORIES FOR INST OF HEADING 9202, NESOI X		6,775
	ARGENTINA.....		6,775
9209944000	COLLAPSIBLE INSTRUMENT STANDS OF HEADING 9207 X		3,164
	CHINA (TAIWAN).....		3,164
9209991000	MUTES, PEDALS, DAMPERS, SPURS FOR DRUMS PEDALS X		117,944
	CHINA (TAIWAN).....		89,929
	ITALY.....		10,623
	THAILAND.....		17,392
9209998000	PARTS AND ACCESSORIES OF MUSICAL INST, NESOI X		16,401
	CHINA (TAIWAN).....		2,813
	THAILAND.....		13,588
	ARMS AND AMMUNITION;PARTS AND ACCESSORIES THEREOF..... TOTAL		91,920
	ARMS AND AMMUNITION;PARTS AND ACCESSORIES THEREOF..... TOTAL		91,920
9303200060	SHOTGUNS, NESOI NO	15	36,587
	ITALY.....	5	21,433
	SPAIN.....	10	15,154
9306210000	SHOTGUN CARTRIDGES AND PARTS THEREOF THS	525	55,333
	GERMANY.....	525	55,333
	MISCELLANEOUS MANUFACTURED ARTICLES..... TOTAL		129,251,322
	FURNITURE;BEDDING,MATTRESSES,MATTRESS SUPPORTS,CUSHIONS AND SIMILAR STUFFED FURNISHINGS;LAMPS AND LIGHTING FITTINGS, NOT ELSEWHERE SPECIFIED OR INCLUDED; ILLUMINATED SIGNS, ILLUMINATED NAME-PLATES AND THE LIKE,PREFABRICATED BUILDINGS..... TOTAL		82,518,579
9401304000	SWIVEL SEATS W/ HEIGHT ADJUSTMENT W/ WOODEN FRAME NO	74	12,962
	SPAIN.....	74	12,962
9401308010	HOUSEHLD SWIVEL SEATS W VARIABLE HGT ADJUST, NESOI NO	248	93,695
	CHINA,PEOPLE'S REP.(MAINLAND).....	123	16,235
	ITALY.....	125	77,460
9401308030	SWIVEL SEATS WITH VARIABLE HEIGHT ADJUSTMENT, NESO NO	2,460	62,936
	BELGIUM.....	2	2,218
	CANADA.....	624	19,899
	CHINA,PEOPLE'S REP.(MAINLAND).....	420	19,743
	HONG KONG.....	1,400	11,648
	ITALY.....	14	9,428
9401400000	SEATS EXC GARDEN SEATS/CAMPING EQUIP, CONVT TO BED NO	4,933	394,290
	CHINA,PEOPLE'S REP.(MAINLAND).....	1,088	27,289
	ITALY.....	83	50,709
	MEXICO.....	3,762	316,292

TABLE 2 - IMPORTS INTO PUERTO RICO FROM FOREIGN COUNTRIES
BY COMMODITY AND COUNTRY OF ORIGIN-FISCAL YEAR 1989

COMM-CODE	COMMODITY, COUNTRY AND UNIT OF QUANTITY	QUANTITY	VALUE-\$
9401500040	SEATS OF RATTAN NO	26,652	1,028,315
	CHINA, PEOPLE'S REP. (MAINLAND).....	138	7,095
	DOMINICAN REPUBLIC.....	82	4,366
	INDONESIA.....	18,448	430,892
	ITALY.....	301	9,722
	PHILIPPINES.....	7,883	578,240
9401500080	SEATS OF CANE, OSIER, BAMBOO OR SIMLR MATR, NESOI NO	3,951	219,558
	CHINA, PEOPLE'S REP. (MAINLAND).....	3,851	201,479
	ITALY.....	12	6,736
	PHILIPPINES.....	88	11,343
9401612010	HOUSEHLD SEAT WOODEN FRAMES, CHAIRS TEAK UPHOLSTER NO	7,126	147,209
	BRAZIL.....	724	18,870
	CHINA (TAIWAN).....	6,082	117,779
	MEXICO.....	320	10,560
9401614010	HOUSEHLD SEAT W WOODEN FRAME, CHAIR UPHOLSTD NESOI NO	83,241	4,469,293
	ARGENTINA.....	3	2,250
	AUSTRIA.....	20	16,068
	BRAZIL.....	4,878	237,601
	CANADA.....	26	4,368
	CHINA (TAIWAN).....	19,017	592,332
	CHINA, PEOPLE'S REP. (MAINLAND).....	12,056	488,688
	DENMARK.....	492	53,244
	DOMINICAN REPUBLIC.....	7,246	780,350
	HONG KONG.....	5,786	84,897
	INDONESIA.....	210	23,717
	ITALY.....	21,882	1,376,385
	MALAYSIA.....	4,438	83,742
	MEXICO.....	4,671	569,190
	NETHERLANDS.....	26	10,263
	PHILIPPINES.....	962	44,854
	SPAIN.....	41	15,989
	SWEDEN.....	8	2,734
	THAILAND.....	1,489	82,621
9401614030	SEATS WITH WOODEN FRAMES, CHAIR UPHOLSTERED, NESOI NO	3,322	376,400
	CHINA, PEOPLE'S REP. (MAINLAND).....	770	38,184
	GUATEMALA.....	248	94,146
	INDONESIA.....	38	2,313
	ITALY.....	212	29,591
	MEXICO.....	1,306	154,871
	SPAIN.....	724	55,010
	TURKEY.....	24	2,285
9401616010	HOUSEHLD SEATS W WOODEN FRAMES, UPHOLSTERED, NESOI NO	61,204	4,500,140
	ARGENTINA.....	7	2,550
	AUSTRIA.....	1	2,695
	BRAZIL.....	1,805	185,495
	CANADA.....	87	30,646
	CHINA (TAIWAN).....	3,192	57,226
	CHINA, PEOPLE'S REP. (MAINLAND).....	17,348	643,494
	DENMARK.....	12	4,309
	DOMINICAN REPUBLIC.....	8,895	692,514
	GERMANY.....	84	18,713
	GUATEMALA.....	292	6,278
	HONG KONG.....	332	10,672
	INDONESIA.....	2,628	113,983
	ITALY.....	8,900	1,704,635
	MALAYSIA.....	5,241	94,617
	MEXICO.....	6,810	783,854
	NETHERLANDS.....	26	6,819
	NICARAGUA.....	119	11,397
	PHILIPPINES.....	1,039	63,689
	SPAIN.....	27	9,085
	THAILAND.....	4,310	47,029
	TURKEY.....	22	7,546
	VENEZUELA.....	29	2,894
9401616030	SEATS WITH WOODEN FRAMES, UPHOLSTERED, NESOI NO	5,761	530,404
	CHINA, PEOPLE'S REP. (MAINLAND).....	1,002	43,253
	DOMINICAN REPUBLIC.....	117	8,954
	HONG KONG.....	334	14,529
	MEXICO.....	4,014	428,655
	PERU.....	40	2,280

TABLE 2 - IMPORTS INTO PUERTO RICO FROM FOREIGN COUNTRIES
BY COMMODITY AND COUNTRY OF ORIGIN-FISCAL YEAR 1999

COMM-CODE	COMMODITY, COUNTRY AND UNIT OF QUANTITY	QUANTITY	VALUE-\$
9401692010	SPAIN.....	254	32,733
	HSHLD SEAT W WOODEN FRAME, BENTWOOD, EXC UPHOLSTER NO	2,940	143,828
	CANADA.....	698	51,330
	CHINA (TAIWAN).....	1,770	63,988
	CHINA, PEOPLE'S REP. (MAINLAND).....	350	13,650
9401692030	ROMANIA.....	124	14,880
	SEATS WITH WOODEN FRAMES, BENTWOOD, EXC UPHOLSTER NO	12,353	177,802
	CANADA.....	240	4,080
	CHINA, PEOPLE'S REP. (MAINLAND).....	8,395	108,727
	DOMINICAN REPUBLIC.....	147	8,294
9401694010	MALAYSIA.....	3,309	47,027
	MEXICO.....	282	9,874
	HSHLD SEAT W WOODEN FRAME, CHAIR TEAK EXC UPHOLSTD NO	207	34,444
	DENMARK.....	29	6,691
	MEXICO.....	4	3,190
9401696010	THAILAND.....	174	24,563
	HSHLD SEAT W WOODEN FRAME FOR CHRS, EXC UPHL NESOI NO	55,994	1,240,411
	BRAZIL.....	7,629	162,306
	CANADA.....	19	2,338
	CHINA (TAIWAN).....	9,852	343,428
9401696030	CHINA, PEOPLE'S REP. (MAINLAND).....	6,890	177,584
	COLOMBIA.....	10	3,000
	DENMARK.....	231	10,003
	DOMINICAN REPUBLIC.....	4	2,782
	HONG KONG.....	2,254	59,737
9401698010	INDONESIA.....	1,268	37,182
	ITALY.....	1,611	56,032
	MALAYSIA.....	23,626	270,305
	MEXICO.....	1,880	85,027
	NICARAGUA.....	458	20,765
9401698030	PHILIPPINES.....	36	4,688
	ROMANIA.....	250	5,224
	SEAT WITH WOODEN FRAMES FOR CHAIRS, EXC UPHL NESOI NO	5,619	165,248
	BRAZIL.....	1,986	54,410
	CHINA, PEOPLE'S REP. (MAINLAND).....	211	3,792
9401698010	DOMINICAN REPUBLIC.....	14	2,476
	INDONESIA.....	346	5,632
	ITALY.....	380	5,700
	MALAYSIA.....	700	9,016
	MEXICO.....	674	43,185
9401698030	PORTUGAL.....	36	3,394
	SLOVAK REPUBLIC (SLOVAKIA).....	1,212	31,011
	UNITED KINGDOM OF GT BRITAIN.....	60	6,632
	HSHLD SEAT W WOODEN FRAME EXCPT UPHOLSTERED, NESOI NO	31,068	519,591
	BRAZIL.....	147	12,949
9401698030	CHINA (TAIWAN).....	1,762	35,748
	CHINA, PEOPLE'S REP. (MAINLAND).....	3,282	76,027
	DOMINICAN REPUBLIC.....	102	16,709
	FRANCE.....	32	10,315
	HONG KONG.....	15,805	209,659
9401710010	INDONESIA.....	578	17,105
	ITALY.....	119	42,496
	MALAYSIA.....	3,992	55,393
	MEXICO.....	581	21,929
	NICARAGUA.....	4,360	10,040
9401698030	ROMANIA.....	300	8,864
	SPAIN.....	6	2,359
	SEATS WITH WOODEN FRAMES EXCEPT UPHOLSTERED, NESOI NO	8,310	83,112
	AUSTRIA.....	4	3,983
	CHINA, PEOPLE'S REP. (MAINLAND).....	3,053	27,938
9401710010	HONG KONG.....	4,666	12,861
	ITALY.....	86	20,309
	MEXICO.....	467	9,982
	NETHERLANDS.....	10	5,528
	NICARAGUA.....	24	2,511
9401710010	HOUSEHOLD SEATS WITH METAL FRAMES, UPHOLSTERED NO	20,224	589,293
	AUSTRIA.....	4	3,024
	CANADA.....	770	39,796
	CHINA (TAIWAN).....	4,835	128,092
	CHINA, PEOPLE'S REP. (MAINLAND).....	7,038	104,010

TABLE 2 - IMPORTS INTO PUERTO RICO FROM FOREIGN COUNTRIES
BY COMMODITY AND COUNTRY OF ORIGIN-FISCAL YEAR 1999

COMM-CODE	COMMODITY, COUNTRY AND UNIT OF QUANTITY	QUANTITY	VALUE-\$
	FRANCE.....	16	3,964
	GERMANY.....	3	8,352
	HONG KONG.....	912	17,098
	ITALY.....	1,109	41,341
	MALAYSIA.....	882	12,863
	MEXICO.....	508	29,956
	NETHERLANDS.....	14	14,442
	PHILIPPINES.....	3,941	177,867
	SPAIN.....	182	10,488
9401710030	SEATS WITH METAL FRAMES, UPHOLSTERED NO	43,882	1,720,273
	CANADA.....	730	53,612
	CHINA (TAIWAN).....	32,520	1,188,796
	CHINA, PEOPLE'S REP. (MAINLAND).....	4,795	89,913
	ITALY.....	2,667	314,025
	JAPAN.....	758	25,071
	MALAYSIA.....	1,383	19,460
	PORTUGAL.....	500	8,120
	SPAIN.....	309	40,276
9401790005	HSHLD OUTDOOR SEATS W MTL FRAME, W TEXT COVRD CUSH NO	2,468	36,118
	CHINA (TAIWAN).....	796	11,701
	CHINA, PEOPLE'S REP. (MAINLAND).....	1,383	7,130
	INDONESIA.....	224	11,330
	ITALY.....	63	6,957
9401790015	OUTDOOR SEATS W MTL FRAME, W TEXT COVERED CUSHIONS NO	5,779	120,271
	CANADA.....	88	4,722
	CHINA (TAIWAN).....	5,409	101,890
	INDONESIA.....	224	11,330
	SPAIN.....	58	2,329
9401790025	HSHLD OUTDOOR SEAT W MTL FRAME, EXC OF TEXT CUSHION NO	42,205	546,671
	CHINA (TAIWAN).....	3,256	79,127
	CHINA, PEOPLE'S REP. (MAINLAND).....	33,933	241,310
	DENMARK.....	88	6,503
	DOMINICAN REPUBLIC.....	335	15,008
	INDONESIA.....	720	13,708
	ITALY.....	435	24,305
	MEXICO.....	2,838	143,382
	REP. OF SOUTH AFRICA.....	600	23,330
9401790035	OUTDOOR SEATS W METAL FRAMES, EXC OF TEXT CUSHIONS NO	26,474	168,115
	CHINA (TAIWAN).....	2,474	38,635
	CHINA, PEOPLE'S REP. (MAINLAND).....	24,000	129,480
9401790045	HSHLD SEATS WITH METAL FRAMES, EXCEPT UPHOLSTERED NO	72,732	650,525
	CHINA (TAIWAN).....	13,003	161,146
	CHINA, PEOPLE'S REP. (MAINLAND).....	55,273	348,155
	DOMINICAN REPUBLIC.....	180	2,520
	FRANCE.....	12	4,136
	HONG KONG.....	1,572	15,728
	ITALY.....	116	45,749
	MEXICO.....	2,565	64,397
	NETHERLANDS.....	11	10,894
9401790050	SEATS WITH METAL FRAMES, EXCEPT UPHOLSTERED NO	32,135	598,983
	BRAZIL.....	14,892	300,740
	CANADA.....	1,067	65,141
	CHINA (TAIWAN).....	4,287	53,855
	CHINA, PEOPLE'S REP. (MAINLAND).....	1,500	23,247
	DENMARK.....	222	7,607
	HAITI.....	194	4,243
	HONG KONG.....	5,897	84,026
	ITALY.....	559	18,103
	MALAYSIA.....	206	8,755
	THAILAND.....	3,504	29,784
	UNITED KINGDOM OF GT BRITAIN.....	7	3,482
9401802010	HSHLD SEATS OF REINFORCED OR LAMINATED PLASTICS NO	50,545	392,848
	CANADA.....	4,400	12,540
	HONG KONG.....	5,896	51,200
	ITALY.....	6,336	31,468
	MEXICO.....	13,235	274,233
	VENEZUELA.....	20,678	23,407
9401802030	SEATS OF REINFORCED OR LAMINATED PLASTICS NO	8,600	16,940
	CHINA (TAIWAN).....	4,200	4,620
	MEXICO.....	4,400	12,320

TABLE 2 - IMPORTS INTO PUERTO RICO FROM FOREIGN COUNTRIES
BY COMMODITY AND COUNTRY OF ORIGIN-FISCAL YEAR 1999

COMM-CODE	COMMODITY, COUNTRY AND UNIT OF QUANTITY	QUANTITY	VALUE-\$
9401804005	HSOLD OUTDOOR SEAT OF RUBR/PLST, W TEXT COVER SEAT NO	2,278	11,157
	HONG KONG.....	948	3,564
	SPAIN.....	1,330	7,593
9401804025	HSOLD OUTDR SEAT OF RUB/PLTS, NT TEXT COV SEAT MTL NO	70,340	265,677
	CHINA, PEOPLE'S REP. (MAINLAND).....	12,696	18,882
	COSTA RICA.....	747	39,000
	FRANCE.....	15,277	23,679
	HONG KONG.....	114	11,400
	ITALY.....	12,756	53,333
	MEXICO.....	24,856	80,227
	SPAIN.....	1,464	17,068
	THAILAND.....	2,640	22,070
9401804035	OUTDOOR SEATS OF RUBB/PLTS, NOT TEXT COVER SEAT MT NO	975	19,790
	COSTA RICA.....	583	15,069
	ITALY.....	392	4,701
9401804045	SEATS OF RUBBER OR PLASTICS, NESOI NO	60,145	187,854
	CANADA.....	626	45,320
	CHINA, PEOPLE'S REP. (MAINLAND).....	33,642	52,599
	ISRAEL.....	17,652	19,623
	ITALY.....	2,015	23,746
	MEXICO.....	4,400	12,090
	THAILAND.....	850	10,543
	UNITED KINGDOM OF GT BRITAIN.....	960	23,933
9401806010	HOUSEHOLD SEATS, NESOI NO	904,956	72,430
	BRAZIL.....	155	10,096
	CHINA, PEOPLE'S REP. (MAINLAND).....	2,200	4,379
	DENMARK.....	25	2,004
	ITALY.....	900,132	24,537
	MALAYSIA.....	2,300	25,255
	PHILIPPINES.....	144	6,159
9401806030	SEATS, NESOI NO	333	35,753
	CANADA.....	300	22,500
	SPAIN.....	33	13,253
9401901080	SEAT PARTS OF A KIND USED FOR MOTOR VEHICLES, NESOI X		119,446
	JAPAN.....		119,446
9401903500	SEAT PARTS OF RUBBER OR PLASTICS X		92,342
	CHINA (TAIWAN).....		92,342
9401904000	SEAT PARTS OF WOOD X		36,992
	BRAZIL.....		17,840
	CANADA.....		17,094
	ITALY.....		2,058
9401905000	SEAT PARTS, NESOI X		19,073
	CANADA.....		10,440
	CHINA (TAIWAN).....		3,450
	GUATEMALA.....		5,183
9402100000	DENTISTS', BARBERS OR SIMILAR CHAIRS AND PARTS X		29,056
	BRAZIL.....		16,268
	CHINA (TAIWAN).....		5,208
	COLOMBIA.....		4,800
	ITALY.....		2,780
9402900010	HOSPITAL FURNITURE X		5,270
	SWEDEN.....		2,756
	UNITED KINGDOM OF GT BRITAIN.....		2,514
9402900020	MEDICAL SURGICAL DENTAL/VETERINARY FURNITURE, NESOI X		8,915
	DENMARK.....		5,662
	UNITED KINGDOM OF GT BRITAIN.....		3,253
9403100020	METAL FILING CABINETS OF A KIND USED IN OFFICES X		252,968
	CHINA, PEOPLE'S REP. (MAINLAND).....		5,573
	JAMAICA.....		86,649
	MALAYSIA.....		2,483
	PANAMA.....		148,688
	VENEZUELA.....		9,575
9403100040	METAL FURNITURE OF A KIND USED IN OFFICE, NESOI X		170,907
	CANADA.....		15,552
	CHINA (TAIWAN).....		44,479
	HONG KONG.....		20,385
	ITALY.....		7,075
	SPAIN.....		42,364
	SWEDEN.....		8,435
	THAILAND.....		19,975

TABLE 2 - IMPORTS INTO PUERTO RICO FROM FOREIGN COUNTRIES
BY COMMODITY AND COUNTRY OF ORIGIN-FISCAL YEAR 1989

COMM-CODE	COMMODITY, COUNTRY AND UNIT OF QUANTITY	QUANTITY	VALUE-\$
9403200010	VENEZUELA.....		12,642
	HOUSEHOLD METAL FURNITURE..... X		9,448,913
	ARGENTINA.....		116,481
	BRAZIL.....		138,248
	CANADA.....		32,309
	CHILE.....		11,410
	CHINA (TAIWAN).....		2,838,089
	CHINA, PEOPLE'S REP. (MAINLAND).....		3,870,828
	DENMARK.....		55,032
	DOMINICAN REPUBLIC.....		17,774
	HATI.....		6,035
	HONG KONG.....		148,154
	INDONESIA.....		79,557
	ITALY.....		219,879
	JAPAN.....		23,277
	MALAYSIA.....		37,586
	MEXICO.....		1,294,956
	NETHERLANDS.....		2,094
	PHILIPPINES.....		230,782
	PORTUGAL.....		101,293
	REP. OF SOUTH AFRICA.....		67,115
	REPUBLIC OF KOREA.....		27,529
	SPAIN.....		132,475
9403200020	COUNTERS, LOCKERS, RACKS, DISPLAY CASES, ETC OF METAL..... X		2,021,858
	BRAZIL.....		90,213
	CANADA.....		2,386
	CHINA (TAIWAN).....		306,761
	CHINA, PEOPLE'S REP. (MAINLAND).....		185,121
	GERMANY.....		4,249
	ITALY.....		32,363
	JAPAN.....		7,339
	MALAYSIA.....		33,697
	MEXICO.....		230,832
	PANAMA.....		109,963
	SPAIN.....		430,993
	SWEDEN.....		5,588
	UNITED KINGDOM OF GT BRITAIN.....		32,723
	VENEZUELA.....		549,740
9403200030	METAL FURNITURE, NESOI..... X		758,020
	BRAZIL.....		55,613
	CANADA.....		15,731
	CHINA (TAIWAN).....		143,046
	CHINA, PEOPLE'S REP. (MAINLAND).....		183,734
	DENMARK.....		2,493
	FRANCE.....		112,139
	GERMANY.....		2,378
	HONG KONG.....		9,807
	ITALY.....		24,657
	JAPAN.....		25,200
	MEXICO.....		3,053
	NETHERLANDS.....		2,164
	PORTUGAL.....		17,106
	REPUBLIC OF KOREA.....		9,268
	SPAIN.....		78,425
	UNITED KINGDOM OF GT BRITAIN.....		2,159
9403304000	VENEZUELA.....		69,047
	BENT-WOOD FURNITURE OF A KIND USED IN OFFICES..... X		7,654
9403308000	MEXICO.....		7,654
	WOODEN FURNITURE USED IN OFFICES, NESOI..... X		2,628,213
	BELGIUM.....		20,753
	BRAZIL.....		1,923,421
	CANADA.....		399,615
	CHINA (TAIWAN).....		51,942
	CHINA, PEOPLE'S REP. (MAINLAND).....		38,843
	COSTA RICA.....		5,700
	DENMARK.....		104,944
	DOMINICAN REPUBLIC.....		2,780
	ITALY.....		41,128
	MEXICO.....		28,253
	SPAIN.....		10,854

**TABLE 2 - IMPORTS INTO PUERTO RICO FROM FOREIGN COUNTRIES
BY COMMODITY AND COUNTRY OF ORIGIN-FISCAL YEAR 1999**

COMM-CODE	COMMODITY, COUNTRY AND UNIT OF QUANTITY	QUANTITY	VALUE-\$
9403404000	BENT-WOOD FURNITURE OF A KIND USED IN THE KITCHEN CHINA, PEOPLE'S REP. (MAINLAND).....	X	16,320 16,320
9403409040	WOODEN DINING TABLES OF A KIND USED IN THE KITCHEN BRAZIL.....	NO 8,572 878	376,137 41,338
	CHINA (TAIWAN).....	1,803	83,998
	CHINA, PEOPLE'S REP. (MAINLAND).....	1,434	97,753
	ITALY.....	334	17,918
	MALAYSIA.....	1,931	55,654
	MEXICO.....	2,105	53,589
	PORTUGAL.....	3	3,203
	SPAIN.....	54	16,896
	THAILAND.....	30	5,988
9403409060	CABINETS DESIGNED FOR PERMANENT INSTALLATION BRAZIL.....	X	850,795 47,138
	CANADA.....	152,370
	DOMINICAN REPUBLIC.....	424,648
	ITALY.....	224,240
	SPAIN.....	2,399
9403409080	WOODEN FURNITURE OF USED IN THE KITCHEN, NESOI BRAZIL.....	X	155,296 4,403
	CANADA.....	2,520
	CHINA (TAIWAN).....	11,115
	CHINA, PEOPLE'S REP. (MAINLAND).....	8,554
	DOMINICAN REPUBLIC.....	43,974
	FRANCE.....	33,337
	GUATEMALA.....	12,987
	ITALY.....	5,919
	MEXICO.....	13,578
	PHILIPPINES.....	5,602
	SPAIN.....	13,307
9403504000	BENT-WOOD FURNITURE OF A KIND USED IN THE BEDROOM DENMARK.....	X	107,674 10,914
	DOMINICAN REPUBLIC.....	25,971
	GUATEMALA.....	7,003
	ITALY.....	28,681
	MEXICO.....	35,125
9403509040	WOODEN BEDS OF A KIND USE IN THE BEDROOM BELGIUM.....	NO 58,723 110	5,130,242 41,029
	BRAZIL.....	11,476	1,085,121
	CANADA.....	19	8,740
	CHILE.....	326	78,257
	CHINA (TAIWAN).....	5,405	157,510
	CHINA, PEOPLE'S REP. (MAINLAND).....	4,787	390,979
	DENMARK.....	140	14,162
	DOMINICAN REPUBLIC.....	161	16,058
	GERMANY.....	9	3,891
	HONDURAS.....	2,312	275,638
	HONG KONG.....	795	28,618
	INDONESIA.....	4,213	314,851
	ITALY.....	15,552	1,532,214
	MALAYSIA.....	511	51,644
	MEXICO.....	11,864	1,016,852
	NETHERLAND ANTIL. EXC ARUBA.....	1	2,500
	NETHERLANDS.....	10	2,098
	NICARAGUA.....	789	10,774
	PHILIPPINES.....	75	13,628
	SPAIN.....	128	64,965
	THAILAND.....	30	20,713
9403509080	WOODEN FURNITURE OF A KIND USED IN THE BEDROOM, NE BELGIUM.....	X	4,699,020 33,538
	BRAZIL.....	889,478
	CANADA.....	21,637
	CHILE.....	129,670
	CHINA (TAIWAN).....	85,847
	CHINA, PEOPLE'S REP. (MAINLAND).....	344,745
	COSTA RICA.....	52,000
	DENMARK.....	19,023
	DOMINICAN REPUBLIC.....	22,306
	GERMANY.....	5,955
	HONDURAS.....	30,791

TABLE 2 - IMPORTS INTO PUERTO RICO FROM FOREIGN COUNTRIES
BY COMMODITY AND COUNTRY OF ORIGIN-FISCAL YEAR 1999

COMM-CODE	COMMODITY, COUNTRY AND UNIT OF QUANTITY	QUANTITY	VALUE-\$
	HONG KONG.....		27,738
	INDONESIA.....		1,112,820
	ITALY.....		1,150,838
	MALAYSIA.....		75,234
	MEXICO.....		547,340
	PORTUGAL.....		15,286
	REP. OF SOUTH AFRICA.....		28,225
	SPAIN.....		78,154
	THAILAND.....		26,582
	UNITED KINGDOM OF GT BRITAIN.....		2,013
9403604000	BENT-WOOD FURNITURE, NESOI..... X		224,335
	CANADA.....		37,709
	COSTA RICA.....		41,575
	GUATEMALA.....		5,489
	MEXICO.....		139,562
9403608040	WOODEN DINING TABLES FURNITURE, NESOI..... NO	33,488	1,930,867
	BRAZIL.....	1,191	57,006
	CHINA (TAIWAN).....	8,600	489,429
	CHINA, PEOPLE'S REP. (MAINLAND).....	9,138	615,693
	DENMARK.....	683	19,165
	GUATEMALA.....	52	25,988
	HONG KONG.....	3,718	114,828
	INDONESIA.....	2	12,984
	ITALY.....	1,709	67,824
	MALAYSIA.....	5,095	321,453
	MEXICO.....	294	51,516
	PHILIPPINES.....	974	61,660
	SPAIN.....	842	64,019
	THAILAND.....	1,190	29,002
9403608080	WOODEN FURNITURE, NESOI..... X		14,988,739
	ARGENTINA.....		36,405
	AUSTRIA.....		11,761
	BELGIUM.....		34,374
	BRAZIL.....		1,666,656
	CANADA.....		157,870
	CHILE.....		60,460
	CHINA (TAIWAN).....		1,275,259
	CHINA, PEOPLE'S REP. (MAINLAND).....		2,303,404
	COLOMBIA.....		11,854
	COSTA RICA.....		218,725
	DENMARK.....		665,329
	DOMINICAN REPUBLIC.....		748,771
	EGYPT.....		11,180
	FRANCE.....		28,102
	GERMANY.....		106,779
	GUATEMALA.....		35,249
	HONG KONG.....		402,434
	INDONESIA.....		765,790
	ITALY.....		2,056,052
	MALAYSIA.....		816,404
	MEXICO.....		1,592,107
	MOROCCO.....		2,222
	NETHERLAND ANTIL EXC ARUBA.....		2,880
	NETHERLANDS.....		31,721
	NICARAGUA.....		48,629
	PANAMA.....		14,225
	PERU.....		39,773
	PHILIPPINES.....		154,435
	PORTUGAL.....		36,662
	REP. OF SOUTH AFRICA.....		45,540
	SOMALIA.....		10,619
	SPAIN.....		1,115,243
	THAILAND.....		390,721
	TURKEY.....		30,052
	UNITED KINGDOM OF GT BRITAIN.....		28,657
	VENEZUELA.....		32,415
9403704010	HOUSEHLD FURNITURE OF REINFORCED/LAMINATED PLASTIC..... X		543,581
	BRAZIL.....		7,129
	COSTA RICA.....		39,153
	HONG KONG.....		7,010

TABLE 2 - IMPORTS INTO PUERTO RICO FROM FOREIGN COUNTRIES
BY COMMODITY AND COUNTRY OF ORIGIN-FISCAL YEAR 1999

COMM-CODE	COMMODITY, COUNTRY AND UNIT OF QUANTITY	QUANTITY	VALUE-\$
	ITALY.....		287,611
	MEXICO.....		194,637
	SPAIN.....		8,041
9403704030	FURNITURE OF REINFORCED/LAMINATED PLASTICS, NESOI	X	8,268
	CHINA, PEOPLE'S REP. (MAINLAND).....		8,268
9403708010	HOUSEHOLD FURNITURE OF PLASTICS, NESOI	X	871,139
	BRAZIL.....		39,096
	CHINA (TAIWAN).....		142,242
	CHINA, PEOPLE'S REP. (MAINLAND).....		157,574
	COLOMBIA.....		29,347
	COSTA RICA.....		8,131
	DOMINICAN REPUBLIC.....		6,905
	INDONESIA.....		64,687
	ISRAEL.....		19,618
	ITALY.....		169,122
	MEXICO.....		148,087
	SPAIN.....		20,371
	THAILAND.....		28,500
	VENEZUELA.....		37,459
9403708020	OFFICE FURNITURE OF PLASTICS, NESOI	X	7,243
	FRANCE.....		7,243
9403708030	FURNITURE OF PLASTICS, NESOI	X	67,305
	BRAZIL.....		12,698
	CANADA.....		11,552
	CHINA (TAIWAN).....		7,860
	CHINA, PEOPLE'S REP. (MAINLAND).....		5,160
	COSTA RICA.....		5,286
	FRANCE.....		2,894
	ITALY.....		19,710
	MEXICO.....		2,145
9403803010	HOUSEHOLD FURNITURE OF RATTAN	X	2,432,876
	CHINA, PEOPLE'S REP. (MAINLAND).....		553,818
	DOMINICAN REPUBLIC.....		76,282
	HONG KONG.....		106,260
	INDONESIA.....		425,995
	ITALY.....		15,203
	PHILIPPINES.....		1,255,138
9403803020	FURNITURE OF RATTAN, NESOI	X	43,859
	CHINA, PEOPLE'S REP. (MAINLAND).....		14,530
	DOMINICAN REPUBLIC.....		2,965
	INDONESIA.....		20,322
	PHILIPPINES.....		6,042
9403803030	HSOLD FURNITURE OF CANE, BAMBOO/SIMLR MATRL, NESOI	X	598,875
	CHINA (TAIWAN).....		3,285
	CHINA, PEOPLE'S REP. (MAINLAND).....		513,182
	DOMINICAN REPUBLIC.....		2,100
	HONG KONG.....		33,183
	INDONESIA.....		6,643
	MALAYSIA.....		34,545
	NICARAGUA.....		2,950
	PHILIPPINES.....		2,987
9403803090	FURNITURE OF CANE, BAMBOO OR SIMLR MATERIAL, NESOI	X	15,735
	CHINA, PEOPLE'S REP. (MAINLAND).....		6,509
	DOMINICAN REPUBLIC.....		9,226
9403806040	HOUSEHOLD FURNITURE OF OTHER MATERIALS, NESOI	X	416,815
	ARGENTINA.....		2,150
	BRAZIL.....		5,581
	CHINA (TAIWAN).....		18,737
	CHINA, PEOPLE'S REP. (MAINLAND).....		18,024
	DOMINICAN REPUBLIC.....		6,133
	HONDURAS.....		18,167
	HONG KONG.....		35,207
	INDONESIA.....		64,047
	ITALY.....		2,281
	MEXICO.....		92,055
	PHILIPPINES.....		15,082
	SPAIN.....		139,351
9403806080	FURNITURE OF OTHER MATERIALS, NESOI	X	149,009
	AUSTRIA.....		2,245
	BRAZIL.....		19,681

TABLE 2 - IMPORTS INTO PUERTO RICO FROM FOREIGN COUNTRIES
BY COMMODITY AND COUNTRY OF ORIGIN-FISCAL YEAR 1999

COMM-CODE	COMMODITY, COUNTRY AND UNIT OF QUANTITY	QUANTITY	VALUE-\$
	CHINA, PEOPLE'S REP. (MAINLAND).....		32,130
	COLOMBIA.....		13,935
	INDONESIA.....		44,834
	ITALY.....		2,230
	MEXICO.....		18,553
	SPAIN.....		15,801
9403901080	PARTS OF FURNITURE USE FOR MOTOR VEHICLES, NESOI..... X		27,854
	BRAZIL.....		2,180
	CANADA.....		25,694
9403904000	FURNITURE PARTS OF REINFORCED/LAMINATED PLASTICS..... X		51,900
	CHINA (TAIWAN).....		51,900
9403905000	FURNITURE PARTS OF RUBBER OR PLASTICS, NESOI..... X		2,034
	UNITED KINGDOM OF GT BRITAIN.....		2,034
9403906000	FURNITURE PARTS OF TEXTILE MATERIAL, EXCEPT COTTON..... X		4,787
	DOMINICAN REPUBLIC.....		4,787
9403907000	FURNITURE PARTS OF WOOD..... X		374,774
	BRAZIL.....		22,897
	CANADA.....		72,337
	CHINA (TAIWAN).....		18,781
	CHINA, PEOPLE'S REP. (MAINLAND).....		9,120
	DOMINICAN REPUBLIC.....		6,888
	GERMANY.....		5,601
	ISRAEL.....		9,048
	ITALY.....		227,938
	SPAIN.....		2,358
9403908040	FURNITURE PARTS OF METAL, NESOI..... X		412,523
	CANADA.....		38,301
	CHINA (TAIWAN).....		52,113
	CHINA, PEOPLE'S REP. (MAINLAND).....		90,862
	DENMARK.....		10,231
	FRANCE.....		21,005
	GERMANY.....		2,108
	HONG KONG.....		37,754
	ITALY.....		37,723
	MALAYSIA.....		3,055
	MEXICO.....		56,735
	SPAIN.....		62,635
9403908080	FURNITURE PARTS, NESOI..... X		255,130
	CANADA.....		17,644
	CHINA (TAIWAN).....		87,768
	CHINA, PEOPLE'S REP. (MAINLAND).....		36,652
	COLOMBIA.....		23,770
	HONG KONG.....		43,015
	ITALY.....		4,358
	MEXICO.....		13,574
	SPAIN.....		12,922
	VENEZUELA.....		5,431
9404100000	MATTRESS SUPPORTS..... NO	1,363	26,472
	DOMINICAN REPUBLIC.....	1,363	26,472
9404210000	MATTRESS OF CELLULAR RUBBER OR PLASTICS..... NO	13,139	452,276
	CANADA.....	320	15,560
	CHINA, PEOPLE'S REP. (MAINLAND).....	55	2,695
	DOMINICAN REPUBLIC.....	12,764	434,021
9404291000	MATTRESS OF COTTON..... NO	2,073	91,204
	CHINA, PEOPLE'S REP. (MAINLAND).....	90	2,979
	DOMINICAN REPUBLIC.....	1,639	74,808
	ITALY.....	344	13,418
9404299010	UNCOVERED INNERSPRING UNITS..... NO	33,815	538,561
	DOMINICAN REPUBLIC.....	33,815	538,561
9404299080	MATTRESS OF OTHER MATERIAL, NESOI..... NO	43,518	2,025,812
	BELGIUM.....	55	12,159
	CHINA, PEOPLE'S REP. (MAINLAND).....	154	5,097
	DENMARK.....	238	25,728
	DOMINICAN REPUBLIC.....	43,064	1,979,999
	ITALY.....	7	2,829
9404901000	PILLOWS, CUSHIONS AND SIMILAR FURNISHING OF COTTON..... NO	1,093	8,108
	DOMINICAN REPUBLIC.....	724	4,173
	FRANCE.....	49	313
	GERMANY.....	20	413
	ITALY.....	69	1,444

TABLE 2 - IMPORTS INTO PUERTO RICO FROM FOREIGN COUNTRIES
BY COMMODITY AND COUNTRY OF ORIGIN-FISCAL YEAR 1999

COMM-CODE	COMMODITY, COUNTRY AND UNIT OF QUANTITY	QUANTITY	VALUE-\$
	MEXICO.....	129	1,097
	SPAIN.....	102	688
9404902000	PILLOWS, CUSHIONS AND SIMILAR FURNISHING, NESOI X		87,141
	CHINA (TAIWAN).....		6,738
	CHINA, PEOPLE'S REP. (MAINLAND).....		5,782
	DENMARK.....		3,188
	DOMINICAN REPUBLIC.....		52,621
	FRANCE.....		283
	GERMANY.....		322
	INDONESIA.....		624
	ITALY.....		10,339
	NETHERLANDS.....		687
	SPAIN.....		1,049
	TURKEY.....		368
	UNITED KINGDOM OF GT BRITAIN.....		5,140
9404908020	QUILTS, EIDERDOWNS, COMFORTERS, & SIMILAR ARTICLES NO	10	987
	MEXICO.....	10	987
9404908522	QUILTS, EIDERDOWNS, COMFORTER, OTR SHELL MAN-MADE FIBR NO	18,355	227,744
	CANADA.....	588	54,425
	DOMINICAN REPUBLIC.....	155	1,085
	MEXICO.....	15,607	171,888
	SPAIN.....	5	348
9404909555	MATTRESS SUPPORTS OF MAN-MADE FIBERS, NESOI NO	2,061	13,484
	DOMINICAN REPUBLIC.....	2,061	13,484
9405104010	HOUSEHOLD CHANDELIER & ELEC CEILING/WALL LGT BRASS NO	10,853	89,294
	CHINA, PEOPLE'S REP. (MAINLAND).....	8,618	25,684
	COLOMBIA.....	2	4,200
	DOMINICAN REPUBLIC.....	107	2,033
	HONG KONG.....	1,512	2,444
	ISRAEL.....	500	4,950
	SPAIN.....	116	50,003
9405104020	CHANDELIER & ELEC CEILING/WALL LGT BRASS EXC HSHLD NO	682	55,727
	GUATEMALA.....	2	2,625
	NETHERLANDS.....	136	6,460
	SPAIN.....	524	46,642
9405106010	HOUSEHLD CHANDELIER&ELEC CEILING LGT BASE MT, NESOI NO	21,773	172,472
	CANADA.....	134	6,230
	CHINA, PEOPLE'S REP. (MAINLAND).....	21,416	118,481
	DOMINICAN REPUBLIC.....	56	5,260
	INDONESIA.....	3	9,814
	ITALY.....	98	12,341
	SPAIN.....	68	20,346
9405106020	CHANDELIER, CEILING LGT BASE MT, EXC HSHLD, NESOI NO	8	5,645
	SPAIN.....	8	5,645
9405108010	HOUSEHLD CHANDELIER & ELEC CEILING LIGHTING, NESOI NO	31,337	197,164
	CHINA (TAIWAN).....	1,408	10,187
	CHINA, PEOPLE'S REP. (MAINLAND).....	28,881	134,255
	FRANCE.....	17	20,323
	HONG KONG.....	625	11,207
	INDONESIA.....	1	2,886
	ITALY.....	240	12,516
	MEXICO.....	165	5,791
9405108020	CHANDELIER & ELEC CEILING LGT EX BASS MT, NT HSHLD NO	6,280	19,811
	NETHERLANDS.....	70	5,109
	REPUBLIC OF KOREA.....	6,200	9,466
	SPAIN.....	10	5,236
9405204010	HOUSEHLD ELEC TABLE, DESK, BEDSIDE/FLOORSTAND, BRAS NO	14,180	171,143
	CHINA, PEOPLE'S REP. (MAINLAND).....	8,918	59,270
	HONG KONG.....	4,122	35,037
	SPAIN.....	1,140	76,836
9405204020	ELEC TABLE, DESK, BEDSIDE/FLOORSTD, BRAS, EX HSHLD NO	5,264	24,218
	CHINA, PEOPLE'S REP. (MAINLAND).....	5,264	24,218
9405206010	HOUSEHOLD ELEC TABLE, DESK, BEDSIDE ETC BASE METAL NO	46,772	246,346
	CHINA (TAIWAN).....	5,748	38,689
	CHINA, PEOPLE'S REP. (MAINLAND).....	40,936	197,209
	MEXICO.....	42	2,400
	REPUBLIC OF KOREA.....	46	8,048
9405206020	ELEC TBLE, DESK, BEDSIDE BASE METAL, EXC HSHOLD NO	1,410	7,669
	CHINA, PEOPLE'S REP. (MAINLAND).....	960	5,424
	SPAIN.....	450	2,245

**TABLE 2 - IMPORTS INTO PUERTO RICO FROM FOREIGN COUNTRIES
BY COMMODITY AND COUNTRY OF ORIGIN-FISCAL YEAR 1999**

COMM-CODE	COMMODITY, COUNTRY AND UNIT OF QUANTITY	QUANTITY	VALUE-\$
9405208010	HOUSEHOLD ELECTRIC TABLE, DESK, BEDSIDE, NESOI NO	52,187	373,986
	CHINA (TAIWAN).....	1,200	5,940
	CHINA, PEOPLE'S REP. (MAINLAND).....	50,188	360,737
	INDONESIA.....	480	2,248
	ITALY.....	115	3,034
	MEXICO.....	204	2,027
9405208020	ELECTRIC TABLE, DESK, BEDSIDE, EXC HSHLD NO	410	12,582
	DENMARK.....	278	4,686
	DOMINICAN REPUBLIC.....	132	7,996
9405300010	MINATURE LIGHTING SETS FOR CHRISTMAS TREES NO	418,033	1,245,648
	CHINA, PEOPLE'S REP. (MAINLAND).....	418,033	1,245,648
9405300040	LIGHTING SETS FOR CHRISTMAS TREES NESOI NO	910,936	2,772,813
	CHINA, PEOPLE'S REP. (MAINLAND).....	903,952	2,744,470
	HONG KONG.....	6,984	28,343
9405404000	ELECTRIC LAMPS AND LIGHTING FITTINGS OF BRASS NO	2,130	38,503
	CANADA.....	65	10,485
	CHINA, PEOPLE'S REP. (MAINLAND).....	360	5,292
	HONG KONG.....	1,694	12,038
	SPAIN.....	11	10,708
9405406000	ELECTRIC LAMPS & LIGHTING BASE METAL, NESOI NO	25,188	863,649
	CANADA.....	21	2,520
	CHINA, PEOPLE'S REP. (MAINLAND).....	15,747	129,300
	ITALY.....	2,127	316,861
	JAPAN.....	50	3,952
	MEXICO.....	3	2,976
	PORTUGAL.....	518	169,940
	SPAIN.....	7,620	211,443
	UNITED KINGDOM OF GT BRITAIN.....	82	28,657
9405408000	ELECTRIC LAMPS AND LIGHTING FITTINGS, NESOI NO	286,415	925,206
	CHINA (TAIWAN).....	12,818	102,312
	CHINA, PEOPLE'S REP. (MAINLAND).....	267,816	827,040
	ITALY.....	102	3,102
	MEXICO.....	73	2,301
	SPAIN.....	5,606	190,451
9405502000	NON-ELECTRIC LAMPS TO BE USE WITH PROPANE/OTH GAS NO	120,269	323,461
	ARGENTINA.....	3,400	2,440
	CHINA, PEOPLE'S REP. (MAINLAND).....	103,862	247,148
	HONG KONG.....	12,657	68,458
	MEXICO.....	350	5,415
9405503000	NON-ELECTRIC LAMPS AND LIGHTING FITTINGS OF BRASS NO	30	5,118
	ITALY.....	30	5,118
9405504000	NON-ELECTRIC LAMPS & LIGHTING FITTINGS, NESOI NO	408,848	472,570
	CHINA, PEOPLE'S REP. (MAINLAND).....	389,446	453,838
	HONG KONG.....	20,400	18,732
9405604000	ILLUMINATED SIGNS, ILLUMINATED NAMEPLATE EXC BRASS NO	191	154,851
	ARGENTINA.....	16	4,010
	CANADA.....	52	96,970
	ITALY.....	31	4,072
	JAPAN.....	80	31,800
	NETHERLANDS.....	2	17,999
9405606000	ILLUMINATED SIGNS, ILLUMINATED NAMEPLATES, NESOI NO	12,305	596,434
	CANADA.....	836	187,594
	COSTA RICA.....	600	105,000
	DOMINICAN REPUBLIC.....	18	2,520
	JAPAN.....	320	33,953
	MEXICO.....	239	18,549
	NETHERLANDS.....	30	3,504
	SPAIN.....	10,239	259,234
	UNITED KINGDOM OF GT BRITAIN.....	23	6,080
9405913000	PARTS OF GLOBES AND SHADES EXCEPT OF LEAD CRYSTAL X		31,475
	MEXICO.....		31,475
9405920000	LAMPS PARTS OF PLASTICS X		7,950
	HONG KONG.....		7,950
9405994000	LAMPS PARTS EXCEPT OF BRASS, NESOI X		177,553
	CHINA (TAIWAN).....		23,938
	CHINA, PEOPLE'S REP. (MAINLAND).....		32,500
	COLOMBIA.....		43,398
	MEXICO.....		3,589
	TRINIDAD & TOBAGO.....		74,128
9406008010	COMMERCIAL GREENHOUSES, PREFABRICTD BLDNG OF METAL NO	1	12,422

TABLE 2 - IMPORTS INTO PUERTO RICO FROM FOREIGN COUNTRIES
BY COMMODITY AND COUNTRY OF ORIGIN-FISCAL YEAR 1999

COMM-CODE	COMMODITY, COUNTRY AND UNIT OF QUANTITY	QUANTITY	VALUE-\$
	CANADA.....	1	12,422
9406008030	PREFABRICATED BUILDINGS OF METAL NO	1	3,323
	UNITED KINGDOM OF GT BRITAIN.....	1	3,323
9406008090	PREFABRICATED BUILDINGS, NESOI NO	239	46,962
	GERMANY.....	2	22,912
	MEXICO.....	237	24,050
	TOYS,GAMES AND SPORTS EQUIPMENT; PARTS AND ACCESSORIES THEREOF..... TOTAL		36,620,861
9501002000	TOYS,WHEELED,RIDDEN BY CHILDREN, CHAIN-DRIVEN X		3,869
	SPAIN.....		3,869
9501004000	TOYS,WHEELED RIDDEN BY CHILDREN, NESOI X		118,621
	CHINA (TAIWAN).....		19,301
	CHINA,PEOPLE'S REP.(MAINLAND).....		70,309
	HONG KONG.....		17,638
	SPAIN.....		11,373
9501006000	DOLLS' CARRIAGES, DOLLS' STROLLERS AND PARTS X		55,042
	CHINA,PEOPLE'S REP.(MAINLAND).....		54,202
	HONG KONG.....		840
9502100010	DOLLS', STUFFED WHETHER OR NOT DRESSED NO	174,010	897,709
	CHINA,PEOPLE'S REP.(MAINLAND).....	163,719	730,441
	COLOMBIA.....	130	801
	MEXICO.....	8,767	152,415
	SPAIN.....	1,394	14,052
9502100060	DOLLS, NESOI NO	2,004,263	5,427,623
	CHINA,PEOPLE'S REP.(MAINLAND).....	1,889,137	4,544,674
	GUATEMALA.....	75	540
	HONG KONG.....	83,940	803,313
	MEXICO.....	1,904	9,071
	SPAIN.....	6,313	51,747
	VENEZUELA.....	22,894	18,278
9502910000	DOLL GARMENTS AND ACCESSORIES THEREOF, FOOTWEAR X		122,379
	CHINA,PEOPLE'S REP.(MAINLAND).....		122,379
9502990000	DOLLS; PARTS AND ACCESSORIES, NESOI X		92,726
	CHINA,PEOPLE'S REP.(MAINLAND).....		92,726
9503100010	ELECTRIC TRAIN ASSEMBLY KITS TO A UNIFORM SCALE NO	6,489	45,956
	CHINA,PEOPLE'S REP.(MAINLAND).....	6,489	45,956
9503100025	ELECTRIC TRAINS & OTHR ACCESSORIES,NESOI;EXC PARTS NO	2,142	35,277
	CHINA,PEOPLE'S REP.(MAINLAND).....	2,142	35,277
9503300000	CONSTRUCTION SET/CONSTRUCTIONAL TOYS & PARTS,NESOI X		26,012
	CHINA,PEOPLE'S REP.(MAINLAND).....		24,150
	HONG KONG.....		1,862
9503410010	STUFFED TOYS NO	926,549	1,057,786
	CHINA (TAIWAN).....	2,848	3,952
	CHINA,PEOPLE'S REP.(MAINLAND).....	905,707	967,335
	COLOMBIA.....	3,570	21,394
	HONG KONG.....	13,524	84,400
	SPAIN.....	800	705
9503490025	TOYS REPRESENT ANIMAL OR NON-HUMAN CREATURES,NESOI NO	3,574,594	1,397,854
	CHINA (TAIWAN).....	79,810	18,968
	CHINA,PEOPLE'S REP.(MAINLAND).....	2,267,563	928,180
	HONG KONG.....	1,107,221	405,106
	REPUBLIC OF KOREA.....	120,000	45,600
9503490050	PARTS OF TOYS REPRESENTING ANIMALS/NON-HUMAN,NESOI X		14,744
	CHINA,PEOPLE'S REP.(MAINLAND).....		14,744
9503500020	TOY MUSICAL INSTRUMENTS AND APPARATUS NO	84,606	272,752
	CHINA,PEOPLE'S REP.(MAINLAND).....	91,354	257,128
	HONG KONG.....	3,252	15,624
9503601000	CROSSWORD PUZZLE BOOKS NO	689,567	379,863
	COLOMBIA.....	232,889	76,094
	ISRAEL.....	2,591	17,781
	SPAIN.....	439,038	279,588
	VENEZUELA.....	15,049	6,400
9503602000	PUZZLES AND PARTS AND ACCESSORIES, NESOI X		200,921
	CHINA (TAIWAN).....		2,788
	CHINA,PEOPLE'S REP.(MAINLAND).....		26,427
	COLOMBIA.....		163,658
	FRANCE.....		843
	HONG KONG.....		5,201

**TABLE 2 - IMPORTS INTO PUERTO RICO FROM FOREIGN COUNTRIES
BY COMMODITY AND COUNTRY OF ORIGIN-FISCAL YEAR 1999**

COMM-CODE	COMMODITY, COUNTRY AND UNIT OF QUANTITY	QUANTITY	VALUE-\$
	SPAIN.....		2,004
9503700000	OTHER TOYS IN SETS OR OUTFITS & PARTS/ACCESSORIES NO	3,272,075	1,404,905
	CANADA.....	4,140	30,365
	CHINA (TAIWAN).....	2,712	4,041
	CHINA,PEOPLE'S REP.(MAINLAND).....	1,250,876	621,933
	COLOMBIA.....	103,227	213,541
	HONG KONG.....	1,911,320	535,025
9503800025	OTHER TOYS AND MODELS INCORPORATING A MOTOR NO	379,257	1,700,866
	CHINA (TAIWAN).....	110	7,912
	CHINA,PEOPLE'S REP.(MAINLAND).....	371,243	1,572,884
	HONG KONG.....	6,864	37,109
	SPAIN.....	1,040	82,951
9503800050	PARTS FOR TOYS AND MODELS INCORPORATING A MOTOR X		10,468
	CHINA (TAIWAN).....		10,468
9503900010	TOY KITES NO	61,383	24,064
	CHINA,PEOPLE'S REP.(MAINLAND).....	61,104	23,560
	INDONESIA.....	279	504
9503900020	INFLATABLE TOY BALLS, BALLOONS AND PUNCHBALLS NO	9,252,742	232,484
	BRAZIL.....	9,161,856	80,125
	CANADA.....	312	1,011
	CHINA (TAIWAN).....	5,200	4,520
	CHINA,PEOPLE'S REP.(MAINLAND).....	70,523	76,620
	COLOMBIA.....	551	580
	HONG KONG.....	300	826
	PERU.....	14,000	68,812
9503900045	TOYS AND MODELS, NESOI NO	9,891,168	12,589,830
	CANADA.....	14,001	103,760
	CHINA (TAIWAN).....	262,326	63,481
	CHINA,PEOPLE'S REP.(MAINLAND).....	8,133,914	9,603,983
	COLOMBIA.....	65	694
	DENMARK.....	12,153	1,215,466
	FRANCE.....	3,938	27,566
	HONG KONG.....	1,063,420	1,177,816
	ISRAEL.....	3,814	19,624
	ITALY.....	80	843
	MACAO.....	1,200	1,766
	MALAYSIA.....	1,020	4,191
	MEXICO.....	283,331	194,352
	SPAIN.....	6,824	76,256
	THAILAND.....	105,102	100,122
9504100010	VIDEO GAMES USED WITH A TV RECEIVER AND PARTS ETC. X		1,840
	PANAMA.....		1,840
9504100030	PTS & ACCESS FOR VIDEO GAMES USED W A TV RECEIVER X		2,016
	CHINA,PEOPLE'S REP.(MAINLAND).....		2,016
9504202000	BILLIARD BALLS NO	396	1,070
	CHINA (TAIWAN).....	396	1,070
9504204000	BILLIARD CHALK NO	14,400	517
	CHINA (TAIWAN).....	14,400	517
9504206000	BILLIARD TABLES NO	2,683	33,803
	CHINA,PEOPLE'S REP.(MAINLAND).....	175	18,942
	COLOMBIA.....	2,508	14,881
9504208000	BILLIARD ARTICLES, NESOI, AND PARTS AND ACCESSORIE X		11,679
	CHINA (TAIWAN).....		6,787
	COLOMBIA.....		4,892
9504400000	PLAYING CARDS PK	174,495	38,118
	CHINA (TAIWAN).....	100,800	18,804
	CHINA,PEOPLE'S REP.(MAINLAND).....	63,312	14,322
	HONG KONG.....	10,383	5,992
9504904000	GAMES MACHINES, EXC COIN-OR TOKEN-OPERATED, PTS X		162,201
	CHINA,PEOPLE'S REP.(MAINLAND).....		149,042
	HONG KONG.....		10,994
	PANAMA.....		1,750
	SPAIN.....		415
9504906000	CHESS, CHECKERS, ETC. PKG AS UNIT USE IN RETL SALE X		592,220
	CANADA.....		28,460
	CHINA (TAIWAN).....		3,226
	CHINA,PEOPLE'S REP.(MAINLAND).....		325,924
	COLOMBIA.....		195,421
	DOMINICAN REPUBLIC.....		6,483
	FRANCE.....		2,865

TABLE 2 - IMPORTS INTO PUERTO RICO FROM FOREIGN COUNTRIES
BY COMMODITY AND COUNTRY OF ORIGIN-FISCAL YEAR 1999

COMM-CODE	COMMODITY, COUNTRY AND UNIT OF QUANTITY	QUANTITY	VALUE-\$
	HONG KONG.....		30,936
	NETHERLANDS.....		450
	VENEZUELA.....		455
9504909080	ARTICLES FOR ARCADE, TABLE OR PARLOR GAMES NESOI.....	X	25,654
	CHINA (TAIWAN).....		10,060
	CHINA,PEOPLE'S REP.(MAINLAND).....		9,360
	HONG KONG.....		5,410
	MEXICO.....		824
9505101000	CHRISTMAS ORNAMENTS OF GLASS.....	X	189,773
	AUSTRIA.....		9,800
	CHINA (TAIWAN).....		28,015
	CHINA,PEOPLE'S REP.(MAINLAND).....		149,044
	FRANCE.....		322
	SPAIN.....		2,582
9505101500	CHRISTMAS ORNAMENTS OF WOOD.....	X	51,731
	CHINA,PEOPLE'S REP.(MAINLAND).....		20,103
	HONG KONG.....		31,628
9505102500	CHRISTMAS ORNAMENTS, EXCEPT OF WOOD.....	X	3,693,265
	AUSTRIA.....		3,605
	CHINA (TAIWAN).....		177,266
	CHINA,PEOPLE'S REP.(MAINLAND).....		3,080,465
	FRANCE.....		932
	HONG KONG.....		373,308
	MEXICO.....		1,499
	PANAMA.....		5,608
	PHILIPPINES.....		1,649
	SPAIN.....		11,955
	THAILAND.....		56,978
9505103000	NATIVITY SCENES AND FIGURES THEREOF.....	X	593,321
	CHINA (TAIWAN).....		11,174
	CHINA,PEOPLE'S REP.(MAINLAND).....		551,666
	PERU.....		825
	SPAIN.....		14,514
	VENEZUELA.....		15,142
9505104010	ARTIFICIAL CHRISTMAS TREES, OF PLASTIC.....	NO 102,936	720,762
	CHINA,PEOPLE'S REP.(MAINLAND).....		87,508
	HONG KONG.....		9,570
	THAILAND.....		4,783
	VENEZUELA.....		1,075
9505104020	PLAST ARTICLES FOR CHRISTMAS & PARTS & ACCES,NESOI.....	X	538,852
	CHINA (TAIWAN).....		1,166
	CHINA,PEOPLE'S REP.(MAINLAND).....		484,023
	HONG KONG.....		2,908
	ITALY.....		1,572
	PHILIPPINES.....		13,386
	THAILAND.....		35,797
9505105010	ARTIFICIAL CHRISTMAS TREES, EXCEPT PLASTIC.....	NO 56,735	612,489
	CHINA,PEOPLE'S REP.(MAINLAND).....		40,535
	HONG KONG.....		16,200
9505105020	ARTICLES FOR CHISTMAS FESTIVITIES & PTS, NESOI.....	X	522,969
	CHINA (TAIWAN).....		28,443
	CHINA,PEOPLE'S REP.(MAINLAND).....		327,155
	EL SALVADOR.....		3,030
	INDIA.....		136,899
	PHILIPPINES.....		3,126
	SPAIN.....		17,882
	VENEZUELA.....		6,434
9505904000	CONFETTI, PAPER SPIRALS OR STREAMERS, ETC & PARTS.....	X	227,980
	CHINA,PEOPLE'S REP.(MAINLAND).....		211,734
	HONG KONG.....		16,246
9505906000	FESTIVE, OR OTHER ENTERTAINMENT ARTICLES, NESOI.....	X	289,192
	CHINA (TAIWAN).....		35,394
	CHINA,PEOPLE'S REP.(MAINLAND).....		250,848
	HONG KONG.....		2,950
9506214000	SAILBOARDS.....	NO 4	3,000
	CANADA.....		4
9506290040	SURF BOARD & OTH WATER-SPORT EQUIP, PTS ETC, NESOI.....	X	117,464
	BRAZIL.....		7,000
	CHINA (TAIWAN).....		4,527
	CHINA,PEOPLE'S REP.(MAINLAND).....		60,690

TABLE 2 - IMPORTS INTO PUERTO RICO FROM FOREIGN COUNTRIES
BY COMMODITY AND COUNTRY OF ORIGIN-FISCAL YEAR 1999

COMM-CODE	COMMODITY, COUNTRY AND UNIT OF QUANTITY	QUANTITY	VALUE-\$
	PORTUGAL.....		19,541
	REP. OF SOUTH AFRICA.....		800
	SPAIN.....		25,106
9506310000	GOLF CLUBS, COMPLETE NO 62	62	1,291
	UNITED KINGDOM OF GT BRITAIN.....	62	1,291
9506320000	GOLF BALLS DOZ 3	3	371
	UNITED KINGDOM OF GT BRITAIN.....	3	371
9506390080	OTHER GOLF EQUIPMENT, PARTS AND ACCESSORIES, NESOI X		1,320
	FRANCE.....		533
	NETHERLANDS.....		787
9506400000	ARTICLE & EQUIP FOR TABLE-TENNIS & PTS ETC, NESOI X		10,033
	CHINA, PEOPLE'S REP.(MAINLAND).....		7,207
	SWEDEN.....		2,826
9506594040	BADMINTON RACKETS AND RACKET FRAMES NO 800	800	2,043
	CHINA (TAIWAN).....	800	2,043
9506598020	RACQUETBALL RACKETS NO 1,200	1,200	1,416
	CHINA, PEOPLE'S REP.(MAINLAND).....	1,200	1,416
9506598060	RACKETS STRUNG OR NOT, INCLUDING PTS ETC., NESOI X		16,623
	CHINA (TAIWAN).....		5,373
	HONG KONG.....		11,250
9506610000	LAWN-TENNIS BALLS NO 3,600	3,600	2,481
	CHINA, PEOPLE'S REP.(MAINLAND).....	3,600	2,481
9506624040	FOOTBALLS NO 1,248	1,248	10,122
	JAPAN.....	748	8,722
	THAILAND.....	500	1,400
9506624080	SOCCER BALLS NO 1,652	1,652	12,882
	CHINA, PEOPLE'S REP.(MAINLAND).....	252	1,260
	THAILAND.....	1,400	11,622
9506628020	BASKETBALLS NO 52,536	52,536	189,878
	CHINA (TAIWAN).....	9,000	19,610
	CHINA, PEOPLE'S REP.(MAINLAND).....	28,724	85,497
	THAILAND.....	13,812	84,569
9506628040	VOLLEYBALLS NO 17,913	17,913	153,029
	CHINA, PEOPLE'S REP.(MAINLAND).....	1,800	14,760
	JAPAN.....	6,433	75,828
	THAILAND.....	9,680	62,441
9506628060	INFLATABLE BALLS, NESOI NO 155,284	155,284	87,032
	CHINA, PEOPLE'S REP.(MAINLAND).....	3,672	2,475
	MEXICO.....	150,612	83,477
	SPAIN.....	1,000	1,080
9506692040	BASEBALLS NO 154,020	154,020	261,243
	CHINA (TAIWAN).....	33,120	56,402
	CHINA, PEOPLE'S REP.(MAINLAND).....	105,900	181,153
	HONG KONG.....	15,000	23,688
9506692080	SOFTBALLS NO 4,896	4,896	11,690
	CHINA, PEOPLE'S REP.(MAINLAND).....	4,896	11,690
9506696020	BALLS, EXC GOLF BALLS & TABLE-TENNIS BALLS, NESOI X		9,639
	CHINA, PEOPLE'S REP.(MAINLAND).....		6,720
	JAPAN.....		2,919
9506702010	ROLLER SKATES ATTACHED TO BOOTS PRS 1,464	1,464	20,496
	CHINA, PEOPLE'S REP.(MAINLAND).....	1,464	20,496
9506702090	ROLLER SKATES, NESOI, AND PARTS AND ACCESSORIES X		15,302
	CHINA, PEOPLE'S REP.(MAINLAND).....		15,302
9506910010	EXERCISE CYCLES NO 269	269	19,840
	MEXICO.....	268	15,812
	NETHERLANDS.....	1	4,028
9506910030	GYMANASIUM, OR OTH EXERCISE ART & EQUIP & PTS, NESOI X		217,176
	CHINA (TAIWAN).....		30,515
	CHINA, PEOPLE'S REP.(MAINLAND).....		136,827
	HONG KONG.....		2,380
	REPUBLIC OF KOREA.....		5,523
	SPAIN.....		22,587
	SWEDEN.....		4,372
	THAILAND.....		14,972
9506991500	BASEBALL ARTICLES & EQUIP, EXC BALLS & PTS ETC. X		3,939
	CHINA, PEOPLE'S REP.(MAINLAND).....		3,939
9506995500	SWIMMING POOLS AND WADING POOLS AND PARTS AND THER X		769,683
	CANADA.....		40,994
	CHINA, PEOPLE'S REP.(MAINLAND).....		726,733
	FRANCE.....		1,956

TABLE 2 - IMPORTS INTO PUERTO RICO FROM FOREIGN COUNTRIES
BY COMMODITY AND COUNTRY OF ORIGIN-FISCAL YEAR 1999

COMM-CODE	COMMODITY, COUNTRY AND UNIT OF QUANTITY	QUANTITY	VALUE-\$
9506996040	NETS FOR GYMNASTICS, OR OTHER OUTDOOR GAMES, NESOI KG	3,091	21,624
	CHINA (TAIWAN).....	3,091	21,624
9506996080	ARTICLES & EQUIP FOR GYMNASTICS, NESOI X		83,300
	CHINA, PEOPLE'S REP. (MAINLAND).....		76,030
	MEXICO.....		1,145
	SPAIN.....		6,125
9508000000	MERRY-GO-ROUNDS, OTH FAIRGROUND AMUSEMENTS, PARTS X		155,823
	CHINA (TAIWAN).....		9,287
	CHINA, PEOPLE'S REP. (MAINLAND).....		50,000
	GERMANY.....		4,497
	ITALY.....		4,556
	MEXICO.....		51,563
	UNITED KINGDOM OF GT BRITAIN.....		35,920
	MISCELLANEOUS MANUFACTURED ARTICLES..... TOTAL		10,111,862
9601902000	WORKED SHELL AND ARTICLES THEREOF X		48,011
	PHILIPPINES.....		48,011
9602001040	UNFILLED GELATIN CAPSULES THS	42,255	200,729
	BELGIUM.....	14,395	52,913
	SPAIN.....	27,880	147,816
9603109000	BROOMS & BRUSHES, OF TWIGS OR VEG MATERIAL, NESOI NO	19,008	18,068
	COLOMBIA.....	19,008	18,068
9603210000	TOOTHBRUSHES NO	548,107	123,883
	CHINA, PEOPLE'S REP. (MAINLAND).....	298,800	22,869
	COSTA RICA.....	11,161	6,272
	GERMANY.....	2,202	13,645
	INDIA.....	129,600	29,008
	MEXICO.....	69,744	34,878
	REPUBLIC OF KOREA.....	36,000	15,113
	SPAIN.....	600	2,100
9603294010	HAIRBRUSHES, VALUED NOT OVER .40 EACH NO	12,000	3,600
	HONG KONG.....	12,000	3,600
9603294090	SHAVING BRUSHES, NAIL BRUS ETC, <=.40 EA NO	2,955,264	232,755
	CHINA, PEOPLE'S REP. (MAINLAND).....	2,948,064	230,451
	THAILAND.....	7,200	2,304
9603298010	HAIRBRUSHES, VALUED OVER .40 EACH NO	169,030	125,127
	CHINA (TAIWAN).....	4,800	2,064
	CHINA, PEOPLE'S REP. (MAINLAND).....	157,604	115,684
	COSTA RICA.....	6,626	7,379
9603298090	SHAVING BRUSHES, NAIL BRUSH, ETC, VALUED OVER .40 EA NO	17,364	13,624
	CHINA (TAIWAN).....	4,000	2,134
	CHINA, PEOPLE'S REP. (MAINLAND).....	4,032	2,822
	COLOMBIA.....	6,000	2,520
	HONG KONG.....	2,000	3,000
	SPAIN.....	1,332	3,148
9603304000	ARTISTS BRUSHES, WRITING BR, COSMET BR, >.05, <=.10 EA NO	4,000,000	284,800
	CHINA, PEOPLE'S REP. (MAINLAND).....	4,000,000	284,800
9603306000	ARTISTS BRUSHES, WRITING BR, COSMETIC BR, >.10 EA NO	22,920	20,862
	CHINA, PEOPLE'S REP. (MAINLAND).....	22,920	20,862
9603402000	PAINT ROLLERS NO	327,028	111,323
	BRAZIL.....	17,352	16,095
	CHINA (TAIWAN).....	19,200	6,515
	CHINA, PEOPLE'S REP. (MAINLAND).....	92,964	32,497
	MEXICO.....	197,512	58,216
9603404040	NATURAL BRISTLE BRUSHES, EXC SUBHDG 9603.30 NO	47,664	22,794
	CHINA (TAIWAN).....	18,288	3,689
	GUATEMALA.....	29,376	19,105
9603404060	PAINT, DISTEMPER/SIML BRUSHES EXC SUBHDG 960330, NES NO	776,801	360,859
	BRAZIL.....	84,672	73,309
	CHINA, PEOPLE'S REP. (MAINLAND).....	435,808	123,047
	GUATEMALA.....	131,093	97,960
	ITALY.....	2,545	3,288
	MEXICO.....	78,663	28,299
	UNITED KINGDOM OF GT BRITAIN.....	7,344	10,260
	VENEZUELA.....	36,676	24,696
9603500000	OTHR BRUSHES, AS PARTS OF MACHINES, APPLIANCE, VEHICL NO	5,993	15,589
	GERMANY.....	120	4,159
	SPAIN.....	5,873	11,430
9603904000	FEATHER DUSTERS X		20,077

TABLE 2 - IMPORTS INTO PUERTO RICO FROM FOREIGN COUNTRIES
BY COMMODITY AND COUNTRY OF ORIGIN-FISCAL YEAR 1988

COMM-CODE	COMMODITY, COUNTRY AND UNIT OF QUANTITY	QUANTITY	VALUE-\$
	CHINA (TAIWAN).....		4,775
	CHINA, PEOPLE'S REP. (MAINLAND).....		11,590
	SPAIN.....		3,712
9603908020	UPRIGHT BROOMS NO	5,484	9,082
	PANAMA.....	5,484	9,082
9603908040	OTHER BROOMS, NESOI NO	1,823,716	858,428
	BRAZIL.....	51,854	81,830
	CHINA, PEOPLE'S REP. (MAINLAND).....	31,200	8,112
	COSTA RICA.....	12,980	9,359
	ITALY.....	289,486	148,849
	MEXICO.....	814,782	215,419
	PANAMA.....	30,698	20,863
	SPAIN.....	59,220	38,398
	VENEZUELA.....	333,518	335,488
9603908050	BROOMS, BRUSHES, SQUEEGEES, ETC, NESOI X		1,061,981
	BRAZIL.....		28,285
	CHINA (TAIWAN).....		10,482
	CHINA, PEOPLE'S REP. (MAINLAND).....		78,184
	DOMINICAN REPUBLIC.....		212,215
	HONG KONG.....		63,746
	ITALY.....		102,997
	MEXICO.....		133,459
	PANAMA.....		59,489
	SPAIN.....		235,307
	VENEZUELA.....		137,827
9605000000	TRAVEL SETS FOR PERSONAL TOILET, ETC X		69,995
	CHINA (TAIWAN).....		2,833
	CHINA, PEOPLE'S REP. (MAINLAND).....		48,793
	FRANCE.....		15,914
	SPAIN.....		2,455
9606108000	PRESS-FASTENERS, SNAP-FASTENERS, ETC, VAL > .20 PR DZ X		10,440
	CHINA (TAIWAN).....		10,440
9606212000	BUTTONS, OF PLASTIC, NOT COVERD W TEXTILES, OF CASEIN GRS	19,944	12,208
	COLOMBIA.....	19,944	12,208
9606216000	BUTTONS, PLASTIC, NOT COV WITH TEXTILE MAT, NESOI GRS	27,212	55,940
	CHINA (TAIWAN).....	17,923	39,310
	COLOMBIA.....	9,289	16,630
9606220000	BUTTONS, OF BASE METAL, NOT COVERD W TEXTILE MAT GRS	84	2,234
	MEXICO.....	84	2,234
9606296000	BUTTONS, NESOI GRS	9,692	6,468
	CHINA, PEOPLE'S REP. (MAINLAND).....	2,770	3,661
	COLOMBIA.....	6,922	2,807
9607110000	SLIDE FASTENERS WITH CHAIN SCOOPS OF BASE METAL NO	541,406	152,582
	JAPAN.....	31,900	108,356
	VENEZUELA.....	509,506	44,226
9607190020	SLIDE FASTENERS FITTED W CHAIN SCOOPS OF PLASTIC NO	550,000	42,534
	INDONESIA.....	550,000	42,534
9607190060	SLIDE FASTENERS, NESOI NO	3,813,909	120,621
	VENEZUELA.....	3,813,909	120,621
9607200040	SLIDERS, WITH OR WITHOUT PULLS THS	8,090	329,392
	CHINA (TAIWAN).....	8,090	329,392
9607200080	PARTS OF SLIDE FASTENERS, NESOI X		320,138
	CHINA (TAIWAN).....		313,356
	ITALY.....		4,592
	VENEZUELA.....		2,180
9608100000	BALL POINT PENS NO	695,015	115,790
	CHINA (TAIWAN).....	253,476	66,928
	CHINA, PEOPLE'S REP. (MAINLAND).....	200,000	3,606
	FRANCE.....	82	13,660
	GERMANY.....	3,480	2,736
	HONG KONG.....	10,000	2,254
	ITALY.....	6,408	3,683
	MALAYSIA.....	155,200	14,137
	NETHERLANDS.....	4,000	4,120
	PANAMA.....	62,208	2,385
	SPAIN.....	151	2,281
9608200000	FELT TIPPED & OTHER POROUS-TIPPED PENS & MARKERS GRS	6,608	31,424
	CHINA, PEOPLE'S REP. (MAINLAND).....	6,510	19,711
	FRANCE.....	1	2,848
	GERMANY.....	97	9,067

TABLE 2 - IMPORTS INTO PUERTO RICO FROM FOREIGN COUNTRIES
BY COMMODITY AND COUNTRY OF ORIGIN-FISCAL YEAR 1999

COMMA-CODE	COMMODITY, COUNTRY AND UNIT OF QUANTITY	QUANTITY	VALUE-\$
9608390000	FOUNTAIN PENS,STYLOGRAPH PENS AND OTHER PENS,NESOI NO	1,091	2,098
	PANAMA.....	1,091	2,098
9608408000	PROPELLING OR SLIDING PENCILS,NESOI GRS	146	12,025
	CHINA (TAIWAN).....	1	3,574
	CHINA,PEOPLE'S REP.(MAINLAND).....	75	5,422
	HONG KONG.....	70	3,029
9608500000	SETS OF ART FRM TWO OR MORE SUBHD 9608.10-9608.40 NO	9,216	6,266
	CHINA,PEOPLE'S REP.(MAINLAND).....	9,216	6,266
9608910000	PEN NIBS AND NIB POINTS GRS	1	3,021
	FRANCE.....	1	3,021
9609100000	PENCILS & CRAYONS,WITH LEADS IN A RIGID SHEATH GRS	67,187	273,721
	CHINA (TAIWAN).....	51	2,082
	CHINA,PEOPLE'S REP.(MAINLAND).....	52,160	189,996
	EL SALVADOR.....	277	39,132
	GERMANY.....	324	6,755
	HONG KONG.....	471	4,801
	MALAYSIA.....	13,883	27,541
	UNITED KINGDOM OF GT BRITAIN.....	21	3,404
9609202000	PENCIL LEADS,BLACK OR COLORED,N/O 1.5MM CROSS SECT GRS	671	10,784
	CHINA (TAIWAN).....	640	6,312
	CHINA,PEOPLE'S REP.(MAINLAND).....	31	4,472
9609908000	PENCILS AND CRAYONS,ETC,NESOI GRS	782	43,647
	CHINA (TAIWAN).....	1	6,094
	CHINA,PEOPLE'S REP.(MAINLAND).....	467	22,848
	GERMANY.....	313	8,198
	MALAYSIA.....	1	6,507
9610000000	SLATES & BOARDS,WITH WRITING OR DRAWING SURFACES X		31,975
	CHINA,PEOPLE'S REP.(MAINLAND).....		16,501
	NETHERLANDS.....		2,424
	SPAIN.....		13,050
9611000000	DATE SEALING OR NUMBERING STAMPS,ETC FOR HAND OPER X		28,534
	AUSTRIA.....		25,436
	CHINA (TAIWAN).....		3,098
9612101010	TYPEWRITER RIBBONS < 30MM WOVEN, MAN-MADE FIBERS DOZ	1,064	20,146
	ITALY.....	1,064	20,146
9612101020	TYPEWRITER RIBBONS < 30MM, PLTS/MTL CARTG, NESOI DOZ	2,274	48,656
	CHINA,PEOPLE'S REP.(MAINLAND).....	36	2,572
	JAPAN.....	126	18,245
	MEXICO.....	2,112	27,839
9612109010	TYPEWRITER RIBBONS WOVEN, OF MAN-MADE FIBERS DOZ	275	3,400
	ITALY.....	168	1,221
	MEXICO.....	107	2,179
9612109030	THERMAL TRANSFER RIBBONS,COATED PET,FILM, =>30MM W DOZ	457	102,263
	JAPAN.....	449	88,897
	MALAYSIA.....	8	13,366
9612109090	TYPEWRITER RIBBONS,=> 30MM WIDE, NESOI DOZ	2,170	30,228
	ITALY.....	1,006	23,346
	MALAYSIA.....	720	4,320
	MEXICO.....	444	2,562
9612200000	INK PADS X		20,357
	AUSTRIA.....		20,357
9613100000	POCKET LIGHTERS,GAS FUELED,NON-REFILLABLE NO	19,200	7,680
	CHINA,PEOPLE'S REP.(MAINLAND).....	19,200	7,680
9613200000	POCKET LIGHTERS,GAS FUELED,REFILLABLE NO	486	9,744
	FRANCE.....	42	6,629
	SPAIN.....	444	3,115
9613802000	OTHER LIGHTERS,ELECTRICAL NO	41,320	30,528
	CHINA,PEOPLE'S REP.(MAINLAND).....	9,600	6,720
	MEXICO.....	31,720	23,806
9613806000	OTHER LIGHTERS,VAL NOT OVER \$5 PER DOZ PIECES DOZ	1,296	3,582
	CHINA,PEOPLE'S REP.(MAINLAND).....	1,296	3,582
9613808000	OTHER LIGHTERS,VAL OVER \$5 PER DOZ PIECES DOZ	205	17,940
	SPAIN.....	205	17,940
9615112000	COMBS,VAL OVER \$4.50 PR GROSS,OF HARD RUBBER GRS	1,092	51,226
	CHINA,PEOPLE'S REP.(MAINLAND).....	104	7,776
	THAILAND.....	988	43,450
9615113000	COMBS,VAL OVER \$4.50 PR GROSS,PLASTIC GRS	78	8,255
	CHINA,PEOPLE'S REP.(MAINLAND).....	78	8,255
9615114000	HAIRSLIDES & THE LIKE,HARD RUBBR/PLAST,NO IMM GEMS X		140,813
	CHINA,PEOPLE'S REP.(MAINLAND).....		140,813

TABLE 2 - IMPORTS INTO PUERTO RICO FROM FOREIGN COUNTRIES
BY COMMODITY AND COUNTRY OF ORIGIN-FISCAL YEAR 1999

COMM-CODE	COMMODITY, COUNTRY AND UNIT OF QUANTITY	QUANTITY	VALUE-\$
9615902000	NONTHERMIC, NONORNAMENTAL DEVICES FOR CURLING HAIR CHINA, PEOPLE'S REP. (MAINLAND).....	X	78,817 78,817
9615903000	HAIR PINS CHINA, PEOPLE'S REP. (MAINLAND).....	KG 1,866	19,295 19,295
9616100000	SCENT SPRAYERS, ETC., & MOUNTS & HEADS THEREFORE FRANCE.....	X	3,793,263 3,446,386
	GERMANY.....		16,341
	ITALY.....		204,584
	UNITED KINGDOM OF GT BRITAIN.....		125,962
9616200000	POWDER PUFFS & PADS TO APPLY COSMETICS, TOILET PREP CHINA, PEOPLE'S REP. (MAINLAND).....	KG 837	2,217 2,217
9617001000	VACUUM FLASKS & OTHR VACUUM VESSELS, NOT OVER 1 LTR BRAZIL.....	NO 246,000	451,298 120,559
	CHINA, PEOPLE'S REP. (MAINLAND).....	154,580	212,619
	COLOMBIA.....	3,864	4,540
	VENEZUELA.....	45,924	113,580
9617003000	VACUUM FLASKS & OTHR VAC VESSEL, OV 1 LTR, NO 2 LTR CHINA, PEOPLE'S REP. (MAINLAND).....	NO 17,100	30,873 10,768
	VENEZUELA.....	8,520	20,105
9617004000	VACUUM FLASKS & OTHR VACUUM VESSELS, OVER 2 LITERS SPAIN.....	NO 1,635	10,006 3,849
	VENEZUELA.....	15	6,156
9617006000	PARTS OF VACUUM FLASKS ETC, EXCEPT GLASS INNERS VENEZUELA.....	X	3,073 3,073
9618000000	TAILORS' DUMMIES & OTHR MANNEQUINS FOR DISPLAY CHINA, PEOPLE'S REP. (MAINLAND).....	X	14,766 14,766
	WORK OF ART, COLLECTORS PIECES AND ANTIQUES..... TOTAL		25,444,733
	WORK OF ART, COLLECTORS PIECES AND ANTIQUES..... TOTAL		25,444,733
9701100000	PAINTINGS, DRAWING AND PASTELS EXC OF HEADING 4906 CANADA.....	X	2,334,568 3,594
	CHINA, PEOPLE'S REP. (MAINLAND).....		11,027
	DOMINICAN REPUBLIC.....		29,775
	FRANCE.....		3,900
	GERMANY.....		30,000
	HAITI.....		2,010
	ITALY.....		4,956
	MEXICO.....		5,692
	SPAIN.....		2,243,614
9701900000	PAINTINGS, DRAWING AND PASTELS, NESOI PERU.....	X	6,821 2,040
	SPAIN.....		2,021
	VENEZUELA.....		2,560
9702000000	ORIGINAL ENGRAVINGS, PRINTS & LITHOGRAPHS SPAIN.....	X	16,401 16,401
9703000000	ORIGINAL SCULPTURES AND STATUARY, IN ANY MATERIAL ITALY.....	X	23,038,242 47,442
	MEXICO.....		4,000
	RUSSIA.....		22,986,800
9706000060	ANTIQUES OF AGE EXCEEDING ONE HUNDRED YEARS, NESOI CHINA, PEOPLE'S REP. (MAINLAND).....	X	48,901 17,713
	SPAIN.....		7,648
	UNITED KINGDOM OF GT BRITAIN.....		23,540
	SPECIAL CLASSIFICATION PROVISIONS..... TOTAL		240,019,673
	SPECIAL CLASSIFICATION PROVISIONS..... TOTAL		240,019,673
9801001027	GOODS OF CHAPTER 28 RETURNED AFTER BEING EXPORTED CHINA (TAIWAN).....	X	87,499 39,460
	JAPAN.....		48,039
9801001029	US GOODS IN CHPTR 37 RETURNED AFTER BEING EXPORTED MEXICO.....	X	53,978 44,980
	PANAMA.....		8,998

TABLE 2 - IMPORTS INTO PUERTO RICO FROM FOREIGN COUNTRIES
BY COMMODITY AND COUNTRY OF ORIGIN-FISCAL YEAR 1999

COMM-CODE	COMMODITY, COUNTRY AND UNIT OF QUANTITY	QUANTITY	VALUE-\$
9801001035	US GOODS HEADG 8407.10,8409.10,8411,8412.10 RETURN	X	32,207
	FRANCE.....		29,543
	UNITED KINGDOM OF GT BRITAIN.....		2,664
9801001037	US GOODS HEADGS 8419.31,8424.81,8424.90,ETC RETURN	X	370,820
	REPUBLIC OF KOREA.....		370,820
9801001043	US GOODS OF HEADINGS 8469-8473 RETURNING AFTER EXP	X	431,204
	CANADA.....		73,389
	DOMINICAN REPUBLIC.....		15,000
	FRANCE.....		107,271
	IRELAND.....		145,818
	ITALY.....		3,438
	JAPAN.....		21,434
	MALAYSIA.....		15,200
	NETHERLAND ANTIL. EXC ARUBA.....		31,102
	UNITED KINGDOM OF GT BRITAIN.....		18,552
9801001045	US GOODS IN CHAPTER 84, NESOI, RETURNING AFTER EXP	X	17,233,473
	ARUBA.....		45,000
	BELGIUM.....		110,000
	BRAZIL.....		15,000
	CANADA.....		422,290
	CHINA,PEOPLE'S REP.(MAINLAND).....		6,480
	DENMARK.....		2,990
	DOMINICAN REPUBLIC.....		431,670
	FRANCE.....		395,915
	GERMANY.....		12,575,063
	HAITI.....		5,588
	IRELAND.....		559,822
	JAPAN.....		1,160,225
	LUXEMBOURG.....		747,745
	MALAYSIA.....		72,140
	MEXICO.....		38,771
	NETHERLAND ANTIL. EXC ARUBA.....		333,500
	PANAMA.....		2,768
	REPUBLIC OF KOREA.....		67,018
	SINGAPORE.....		7,420
	VENEZUELA.....		236,070
9801001049	US GOODS IN HEADINGS 8501-8503 RETURNING AFTER EXP	X	158,120
	DOMINICAN REPUBLIC.....		23,100
	FRANCE.....		63,509
	GERMANY.....		60,000
	JAMAICA.....		5,797
	SWITZERLAND.....		3,714
9801001051	U.S. GOODS IN HEADING 8504 RETURNING AFTER EXPORT	X	590,504
	COSTA RICA.....		583,692
	UNITED KINGDOM OF GT BRITAIN.....		6,812
9801001053	US GOODS RETURNED HEADNGS 8517,8520,8525,8527,8529	X	153,142
	CANADA.....		14,528
	COSTA RICA.....		22,524
	GUATEMALA.....		82,635
	MEXICO.....		7,629
	NETHERLANDS.....		25,825
9801001055	US GOODS IN CHAPTER 85, NESOI, RETURNING AFTER EXP	X	2,897,545
	ARUBA.....		3,207
	BELGIUM.....		52,803
	BRAZIL.....		161,971
	CANADA.....		118,676
	CHILE.....		11,830
	COSTA RICA.....		1,758,138
	DENMARK.....		28,812
	DOMINICAN REPUBLIC.....		375,360
	FRANCE.....		58,752
	IRELAND.....		228,010
	ITALY.....		3,003
	JAPAN.....		46,107
	MALAYSIA.....		14,653
	MEXICO.....		4,487
	NETHERLAND ANTIL. EXC ARUBA.....		3,333
	NETHERLANDS.....		30,403
9801001063	GOODS IN HEADING 8701 RETURNED AFTER BEING EXPORTD	X	45,000
	NETHERLAND ANTIL. EXC ARUBA.....		45,000

TABLE 2 - IMPORTS INTO PUERTO RICO FROM FOREIGN COUNTRIES
BY COMMODITY AND COUNTRY OF ORIGIN-FISCAL YEAR 1999

COMM-CODE	COMMODITY, COUNTRY AND UNIT OF QUANTITY	QUANTITY	VALUE-\$
9801001065	GOODS IN HEADING 8703 RETURNED AFTER BEING EXPORTD DOMINICAN REPUBLIC.....	X	37,632 16,300
	JAMAICA.....		21,332
9801001067	GOODS IN HEADINGS 8708-8708 RETURNING AFTER EXPORT CANADA.....	X	2,479 2,479
9801001069	GOODS IN HEADINGS 8705 OR 8709 RETURNING AFTER EXP CANADA.....	X	38,781 38,781
9801001071	US GOODS IN CHAPTER 87, NESOI, RETURNING AFTER EXP BRITISH VIRGIN ISLANDS.....	X	358,887 82,259
	CANADA.....		38,608
	DOMINICAN REPUBLIC.....		3,000
	VENEZUELA.....		235,000
9801001075	GOODS IN HEADINGS 8801-8802 RETURNING AFTER EXPORT DOMINICAN REPUBLIC.....	X	94,014 75,326
	UNITED KINGDOM OF GT BRITAIN.....		18,888
9801001077	GOODS IN HEADINGS 8803-8804 RETURNING AFTER EXPORT ST. LUCIA.....	X	15,000 15,000
9801001081	US GOODS IN CHAPTER 88, NESOI, RETURNING AFTER EXP PANAMA.....	X	109,827 81,327
	UNITED KINGDOM OF GT BRITAIN.....		22,500
9801001089	GOODS IN CHAPTER 89, RETURNED AFTER BEING EXPORTED ANTIGUA.....	X	82,000 65,000
	DOMINICAN REPUBLIC.....		7,000
	NAMIBIA.....		10,000
9801001090	US GOODS IN CHPTR 90 RETURNED AFTER BEING EXPORTED AUSTRALIAN ISLANDS.....	X	1,953,498 8,084
	CANADA.....		44,803
	CHINA (TAIWAN).....		4,224
	COSTA RICA.....		50,209
	DOMINICAN REPUBLIC.....		386,875
	FRANCE.....		18,166
	IRELAND.....		280,085
	JAPAN.....		15,945
	MEXICO.....		22,634
	PANAMA.....		44,189
	REPUBLIC OF KOREA.....		657,150
	SINGAPORE.....		34,223
	TRINIDAD & TOBAGO.....		22,841
	UNITED KINGDOM OF GT BRITAIN.....		177,995
	URUGUAY.....		206,293
9801001092	GOODS IN HEADINGS 9401-9403 RETURNING AFTER EXPORT DOMINICAN REPUBLIC.....	X	7,680 2,680
	TRINIDAD & TOBAGO.....		5,000
9801001094	US GOODS IN CHAPTER 94, NESOI, RETURNING AFTER EXP COSTA RICA.....	X	288,997 245,800
	JAPAN.....		53,197
9801001096	PRODUCTS OF U.S. RETURNED AFTER BEING EXPORT,NESOI ARGENTINA.....	X	55,326,933 65,502
	ARUBA.....		16,806
	AUSTRALIAN ISLANDS.....		11,065
	BARBADOS.....		51,745
	BELGIUM.....		10,170,329
	BERMUDA.....		15,518
	BRAZIL.....		59,253
	BRITISH VIRGIN ISLANDS.....		55,000
	CANADA.....		2,644,133
	CAYMAN ISLANDS.....		68,858
	CHINA (TAIWAN).....		75,477
	COLOMBIA.....		46,979
	COSTA RICA.....		440,688
	DENMARK.....		2,874
	DOMINICAN REPUBLIC.....		16,598,281
	EL SALVADOR.....		9,651
	FRANCE.....		1,124,391
	GERMANY.....		83,511
	GREENLAND.....		109,249
	GUADELOUPE.....		10,000
	GUATEMALA.....		2,200
	INDONESIA.....		2,180
	IRELAND.....		322,152

TABLE 2 - IMPORTS INTO PUERTO RICO FROM FOREIGN COUNTRIES
BY COMMODITY AND COUNTRY OF ORIGIN-FISCAL YEAR 1999

COMM-CODE	COMMODITY, COUNTRY AND UNIT OF QUANTITY	QUANTITY	VALUE-\$
	ITALY.....		241,355
	JAMAICA.....		122,488
	JAPAN.....		5,690,860
	MALAYSIA.....		23,774
	MEXICO.....		12,240,299
	NETHERLAND ANTIL. EXC ARUBA.....		259,028
	NETHERLANDS.....		173,347
	PANAMA.....		654,403
	PERU.....		6,656
	REP. OF SOUTH AFRICA.....		237,555
	REPUBLIC OF KOREA.....		21,614
	SINGAPORE.....		206,692
	SOLOMON ISLANDS.....		918,705
	SPAIN.....		18,854
	ST. LUCIA.....		5,659
	ST. CHRISTOPHER-NEVIS.....		57,619
	SWITZERLAND.....		99,983
	TRINIDAD & TOBAGO.....		690,794
	UNITED KINGDOM OF GT BRITAIN.....		1,628,860
	VENEZUELA.....		40,546
9801001097	PRODUCTS OF U.S. RETURNED AFTER BEING EXPORT, NESOI.....	X	157,724,988
	ARGENTINA.....		19,980
	ARUBA.....		8,887
	BARBADOS.....		230,433
	BELGIUM.....		25,154
	BRAZIL.....		231,417
	CANADA.....		1,691,493
	CAYMAN ISLANDS.....		6,400
	CHINA (TAIWAN).....		16,523
	CHINA, PEOPLE'S REP. (MAINLAND).....		187,523
	COLOMBIA.....		24,160
	COSTA RICA.....		849,309
	DOMINICAN REPUBLIC.....		9,315,967
	ECUADOR.....		58,329
	FRANCE.....		1,092,959
	GERMANY.....		237,467
	GREENLAND.....		21,773
	INDIA.....		62,361
	INDONESIA.....		33,445
	IRELAND.....		358,585
	ISRAEL.....		21,505
	ITALY.....		237,305
	JAMAICA.....		26,799
	JAPAN.....		3,351,472
	MALAYSIA.....		35,489
	MEXICO.....		131,798,227
	NETHERLAND ANTIL. EXC ARUBA.....		163,179
	NETHERLANDS.....		472,854
	NEW ZEALAND ISLANDS.....		3,097
	PANAMA.....		3,665,590
	PHILIPPINES.....		4,610
	REP. OF SOUTH AFRICA.....		82,490
	REPUBLIC OF KOREA.....		54,843
	SAUDI ARABIA.....		574,859
	SINGAPORE.....		45,640
	SPAIN.....		12,596
	ST. LUCIA.....		8,154
	ST. CHRISTOPHER-NEVIS.....		70,006
	SWEDEN.....		15,029
	SWITZERLAND.....		1,397,633
	TRINIDAD & TOBAGO.....		64,457
	UNITED KINGDOM OF GT BRITAIN.....		986,969
	VENEZUELA.....		160,000
9801002000	ARTICLES PREV IMPORTED W/O BEING ADVAN FREE, CBFR.....	X	73,405
	BELGIUM.....		3,364
	CANADA.....		2,882
	JAPAN.....		35,000
	SWITZERLAND.....		9,685
	VENEZUELA.....		22,474
9801002500	ARTICLES REIMPORTED BECAUSE DONT CONFORM TO SPECS.....	X	122,055

TABLE 2 - IMPORTS INTO PUERTO RICO FROM FOREIGN COUNTRIES
BY COMMODITY AND COUNTRY OF ORIGIN-FISCAL YEAR 1999

COMM-CODE	COMMODITY, COUNTRY AND UNIT OF QUANTITY	QUANTITY	VALUE-\$
	CANADA.....		16,210
	CHINA, PEOPLE'S REP. (MAINLAND).....		25,998
	FRANCE.....		10,000
	ITALY.....		2,050
	PERU.....		3,226
	UNITED KINGDOM OF GT BRITAIN.....		64,571
9802005060	OTHER ARTICLES EXPD REPAIR/ALT NOT WARRANTY, NESOI..... X		871,843
	BELGIUM.....		677,566
	DOMINICAN REPUBLIC.....		88,576
	GERMANY.....		55,780
	IRELAND.....		48,000
	ITALY.....		1,065
	UNITED KINGDOM OF GT BRITAIN.....		826
9810002500	ALTARS, PULPITS, SHRINES FOR RELIGIOUS INSTITUTIONS..... X		15,702
	SPAIN.....		15,702
9817005000	AGRICULTURAL/HORTICULTURAL MACH, EQUIP&IMPLEMENTS..... X		316,762
	DENMARK.....		74,301
	ITALY.....		242,461
9818000700	EQUIP/PTS REPAIRED IN FOREIGN CTY ON VESSEL, NESOI..... X		523,720
	ARUBA.....		20,411
	DOMINICAN REPUBLIC.....		2,428
	EGYPT.....		123,440
	INDIA.....		83,263
	JAPAN.....		33,958
	MARTINIQUE.....		20,000
	MEXICO.....		6,670
	NETHERLANDS.....		78,371
	PANAMA.....		44,620
	SINGAPORE.....		81,289

TABLE 3 - SHIPMENTS OF MERCHANDISE FROM VIRGIN ISLANDS TO PUERTO RICO,
BY COMMODITY:FISCAL YEAR 1999

COMM-CODE	COMMODITY AND UNIT OF QUANTITY	QUANTITY	VALUE-\$
	TOTAL		552,847,438
	PREPARED FOODSTUFFS; BEVERAGES, SPIRITS AND VINEGAR; TOBACCO AND MANUFACTURED TOBACCO SUBSTITUTES.....	TOTAL	15,723
	MISCELLANEOUS EDIBLE PREPARATIONS.....	TOTAL	207
2103909060	OTHER SAUCES AND PREPARATIONS, NESOI	KG	207
	BEVERAGES, SPIRITS AND VINEGAR.....	TOTAL	1,945
2206404000	RUM AND TAFIA, CONT NT > 4 LTRS, OVER > \$3/PRF LTR	PFL	871
2208700030	LIQUEURS & CORDIALS IN CNTRS NT OVER 4 LITERS	PFL	1,074
	MINERAL PRODUCTS.....	TOTAL	540,053,357
	MINERALS FUELS, MINERAL OILS AND PRODUCTS OF THEIR DESTILLATION; BITUMINOUS SUBSTANCES; MINERAL WAXES.....	TOTAL	540,053,357
2707100000	BENZENE, AROMATIC CONST. GREATER THAN NONAROMATIC	L	26,753,343
2707200000	TOLUENE, AROMATIC CONST. GREATER THAN NONAROMATIC	L	15,887,709
2707300040	OTHER XYLENES NESOI	L	145,203,006
2710001008	NO 2, 3 FUEL OIL OTH THN DIESEL OVER .05 PCT SULFUR	BBL	104,055
2710000550	OTHER FUEL OILS UNDER 25 DEGREES API NESOI	BBL	59,719
2710001004	NO 2 AND 3 FUEL OILS: DIESEL, OVER 0.05 PCT SULFUR	BBL	2,267,518
2710001008	NO 2,3 FUEL OIL OTH THN DIESEL OVER .05 PCT SULFUR	BBL	1,047,150
2710001510	LEADED GASOLINE	BBL	139,019
2710001518	UNLEADED GASOLINE, OTHER	BBL	13,500,947
2710001530	JET MOTOR FUEL, KEROSENE-TYPE	BBL	1,396,585
2710001550	OTHER MOTOR FUELS NESOI	BBL	2,802,143
	PRODUCTS OF THE CHEMICAL OR ALLIED INDUSTRIES.....	TOTAL	109,976
	PHARMACEUTICAL PRODUCTS.....	TOTAL	109,976
3004200060	OTHER ANTIBIOTICS NESOI,NOT FOR VETERINARY	KG	109,976
	PLASTICS AND ARTICLES THEREOF; RUBBER AND ARTICLES THEREOF.....	TOTAL	251,940
	PLASTICS AND ARTICLES THEREOF.....	TOTAL	59
3923290000	SACKS & BAGS(INCLUDING CONES) OF OTHER PLASTICS	KG	59
	RUBBER AND ARTICLES THEREOF.....	TOTAL	251,881
4004000000	WASTE OF RUB, EXC HD RUB, & POWDER OBTAIN THEREOF	KG	251,881
	VEHICLES,AIRCRAFT,VESSELS AND ASSOCIATED TRANSPORT EQUIPMENT.....	TOTAL	5
	VEHICLES,OTHER THAN RAILWAY OR TRAMWAY ROLLING STOCK, AND PARTS AND ACCESSORIES THEREOF.....	TOTAL	5
8703230090	PASS VEH, SPARK IGN, CYL CAP 1500-3000CC, USED	NO	5
	SPECIAL CLASSIFICATION PROVISIONS.....	TOTAL	1,508,480
	SPECIAL CLASSIFICATION PROVISIONS.....	TOTAL	1,508,480
9801001031	US GOODS IN CHPTR 82 RETURNED AFTER BEING EXPORTED	X	221,770
9801001037	US GOODS HEADGS 8419.31,8424.81,8424.90,ETC RETURN	X	17,778
9801001045	US GOODS IN CHAPTER 84, NESOI, RETURNING AFTER EXP	X	308,901
9801001049	US GOODS IN HEADINGS 8501-8503 RETURNING AFTER EXP	X	32,195
9801001055	US GOODS IN CHAPTER 85, NESOI, RETURNING AFTER EXP	X	8,300
9801001071	US GOODS IN CHAPTER 87, NESOI, RETURNING AFTER EXP	X	10,000

TABLE 3 - SHIPMENTS OF MERCHANDISE FROM VIRGIN ISLANDS TO PUERTO RICO,
BY COMMODITY:FISCAL YEAR 1989

COMM-CODE	COMMODITY AND UNIT OF QUANTITY	QUANTITY	VALUE-\$
9801001092	GOODS IN HEADINGS 9401-9403 RETURNING AFTER EXPORT	X	2,296
9801001096	PRODUCTS OF U.S. RETURNED AFTER BEING EXPORT,NESOI	X	466,155
9801001097	PRODUCTS OF U.S. RETURNED AFTER BEING EXPORT,NESOI	X	406,409
9801002500	ARTICLES REIMPORTED BECAUSE DON'T CONFORM TO SPECS	X	33,676

EXPORTS

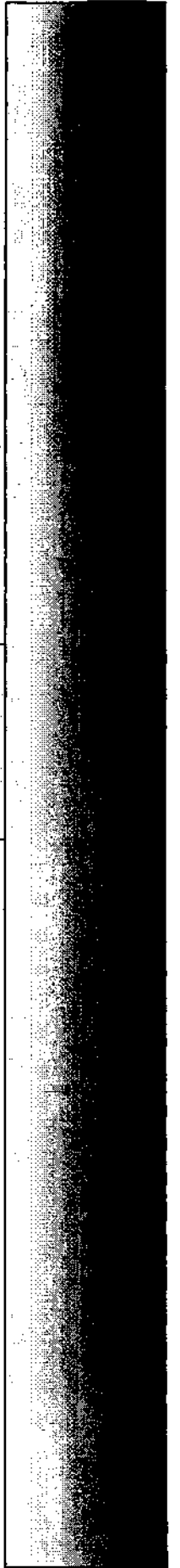
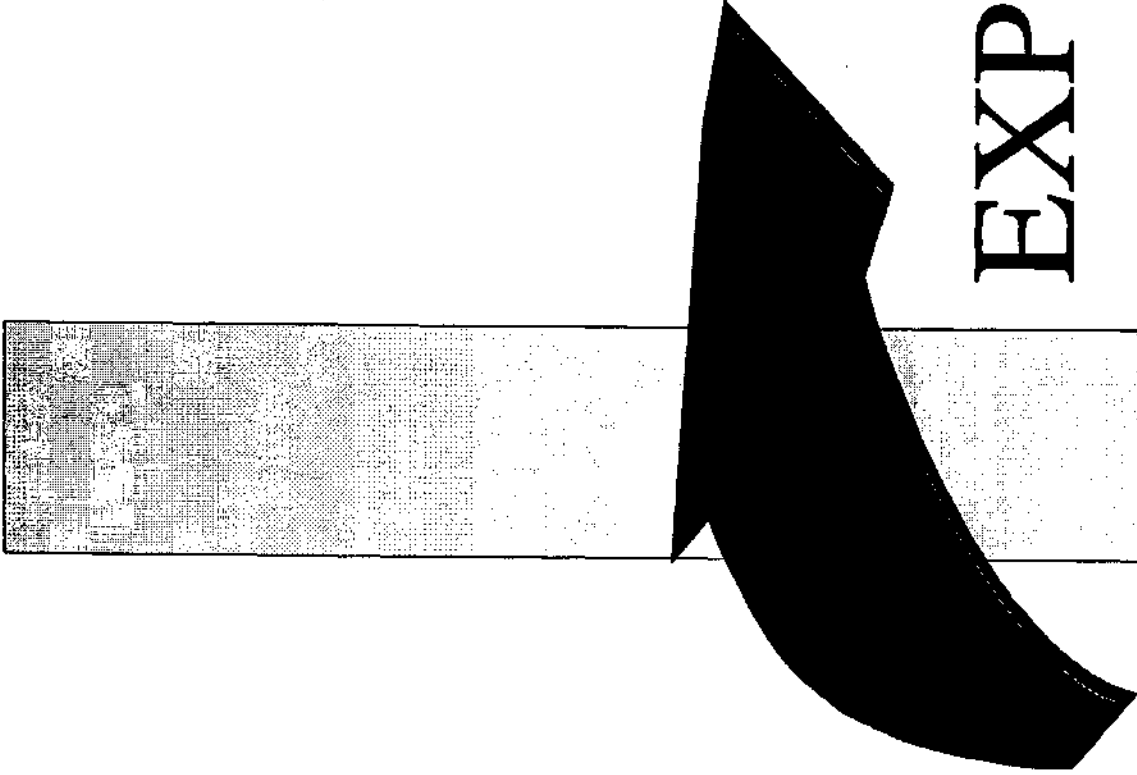


TABLE 4 - SHIPMENTS OF MERCHANDISE FROM PUERTO RICO TO THE UNITED STATES,
BY COMMODITY:FISCAL YEAR 1999

COMM-CODE	COMMODITY AND UNIT OF QUANTITY	QUANTITY	VALUE-\$
	TOTAL		30,535,216,083
	U.S. MERCHANDISE RETURNED..... TOTAL		16,515,422
0000000001	ANIMAL AND VEGETABLE PRODUCTS, U.S. GOODS RETURNED	X	58,689
0000000004	CHEMICALS AND RELATED PRODUCTS, US GOODS RETURNED	X	18,374
0000000005	NONMETALLIC MINERALS AND PRODUCTS US GOODS RETURNED	X	80,000
0000000006	METALS/PRODUCTS; MACHINERY & TRANSPORT EQUIPMENT	X	14,928,359
0000000008	SPECIAL CLASSIFICATION PROVISIONS US GOODS RETURNED	X	1,285,000
0000000009	FOREIGN MERCHANDISE RETURNED TO THE UNITED STATES	X	145,000
	LIVE ANIMALS;ANIMAL PRODUCTS..... TOTAL		3,635,552
	MEAT AND EDIBLE MEAT OFFAL..... TOTAL	386,485	878,838
0201306000	MEAT BOVINE ANMLS, BONELESS EX PROCESSD, FRSH/CHLD	KG	46,273
0202203550	MEAT BOVINE ANMLS NESOI CUTS W/BONE PROCSSD FROZEN	KG	15,037
0203192000	MEAT OF SWINE, NESOI, PROCESSED, FRESH OR CHILLED	KG	21,555
0207130000	CHICKEN CUTS & EDIBLE OFFAL (INCL LIVER) FRSH/CHLD	KG	71,650
0208900000	MEAT & EDIBLE MEAT OFFAL NESOI, FRESH, CHLD, FROZN	KG	231,970
	FISH AND CRUSTACEANS, MOLLUSCS AND OTHER AQUATIC INVERTEBRATES..... TOTAL		1,489,996
0301990000	FISH, LIVE, NESOI	X	714,780
0302230000	SOLE EXCEPT FILLETS, LIVERS & ROES, FRESH, CHILLED	KG	19,958
0302610000	SARDINES EXCEPT FILLET, LIVER, ROE, FRESH, CHILLED	KG	8,300
0303804040	SALMON ROE, FROZEN	KG	9,991
0304105000	FISH FILLETS ETC EXCEPT STEAKS, NESOI, FRESH, CHLD	KG	55,432
0304908700	FISH MEAT NESOI, EX FISH STEAKS OR MINCED, FROZEN	KG	34,282
0305100000	FISH MEAL FIT FOR HUMAN CONSUMPTION	KG	53,661
0306120000	LOBSTERS, INCLUDING IN SHELL, FROZEN	KG	1,497
	DAIRY PRODUCE;BIRDS EGGS;NATURAL HONEY EDIBLE PRODUCTS OF ANIMAL ORIGIN, NOT ELSEWHERE SPECIFIED OR INCLUDED..... TOTAL		1,266,718
0402210000	MILK/CREAM CNCTRD NT SWTN PWD/OTH SOLIDS OV 1.5% FA	KG	39,588
0402990000	MILK/CREAM, WHTHR/NOT CONCENTRATED, SWEETND, NESOI	KG	22,222
0404900000	PRODUCTS OF NATURAL MILK CONSTITUENTS, NESOI	KG	95,284
0405100000	BUTTER	KG	78,837
0406100000	FRESH CHEESE (INC WHEY CHEESE) NT FRMNTD, AND CURD	KG	102,506
0406200000	CHEESE OF ALL KINDS, GRATED OR POWDERED	KG	10,973
0406300000	CHEESE, PROCESSED, NOT GRATED OR POWDERED	KG	124,112
0407000040	BIRDS' EGGS, IN SHELL, FRESH, PRESERVED OR COOKED	DOZ	91,667
	VEGETABLES PRODUCTS..... TOTAL		19,506,473
	LIVE TREES AND OTHER PLANTS; BULBS, ROOTS AND THE LIKE; CUT FLOWERS AND ORNAMENTAL FOLIAGE..... TOTAL		51,452
0601100000	BULBS, TUBERS, CORMS, CROWNS & RHIZOMS ETC DORMANT	NO	8,334
0602906090	PLANTS, LIVE, WITH SOIL ATTACHED TO ROOTS, NESOI	NO	4,738
0603900000	CUT FLOWERS/BUDS DRIED, DYED OR OTHERWISE PREPARED	X	4,581
	EDIBLE VEGETABLES AND CERTAIN ROOTS AND TUBERS..... TOTAL	6,979,410	5,757,557
0701900000	POTATOES, EXCEPT SEED, FRESH OR CHILLED, NESOI	KG	34,021
0702000050	TOMATOES, FRESH OR CHILLED, NESOI	KG	8,365,866
0703105000	ONIONS AND SHALLOTS, NESOI, FRESH OR CHILLED	KG	23,207
0708200000	BEANS (VIGNA SPP., PHASEOLUS SPP.) FRESH OR CHILLD	KG	144,787
0711900000	VEG NESOI, VEG MIX, PROVISIONALLY PRES, INEDIBLE	KG	140,290
0712204000	ONIONS, DRIED, EXCEPT POWDER OR FLOUR	KG	6,780
0713104020	GREEN PEAS, EXCEPT SEED, DRIED, SHELLED	KG	164,948
0713104080	PEAS NESOI (EX SEED) DRIED, SHELLED W/N SKIN/SPLIT	KG	39,837
0713335040	LIGHT RED KIDNEY BEANS, (EX SEED), DRIED, SHELLED	KG	59,874

**TABLE 4 - SHIPMENTS OF MERCHANDISE FROM PUERTO RICO TO THE UNITED STATES,
BY COMMODITY:FISCAL YEAR 1999**

COMM-CODE	COMMODITY AND UNIT OF QUANTITY	QUANTITY	VALUE-\$
	EDIBLE FRUITS AND NUTS:		
	PEEL OF CITRUS FRUITS OR MELONS..... TOTAL	1,655,820	4,459,002
0801110000	COCONUTS, DESSICATED KG	132,015	169,396
0802400000	CHESTNUTS, FRSH OR DRIED, W/NT SHELLED OR PEELED KG	3,099	12,500
0804500000	GUAVAS, MANGOES AND MANGOSTEENS, FRESH OR DRIED KG	1,372,481	4,124,048
0811909000	FRUIT & NUTS UNCOOKED/COOKED BY WATER W/N SW NESOI KG	14,520	23,000
0812900000	FRUIT & NUTS PROVISIONALLY PRESERVD INEDIBLE NESOI KG	47,773	48,200
0814000000	PEEL, CITRUS OR MELON, FRSH/FRZN/DRIED/PROVSL PRES KG	85,932	81,858
	COFFEE, TEA, MATE AND SPICES..... TOTAL	66,543	607,783
0901110000	COFFEE, NOT ROASTED, NOT DECAFFEINATED KG	23,422	213,800
0905000000	VANILLA BEANS KG	1,367	24,940
0910990000	SPICES, NESOI KG	41,754	369,023
	CEREALS..... TOTAL	934,709	456,372
1005100090	CORN (MAIZE), OTHER THAN YELLOW CORN, SEED, NESOI KG	19,002	20,947
1006309020	RICE, SEMI/WHOLLY MILLED, NESOI, MEDIUM GRAIN KG	388,462	150,554
1006309030	RICE, SEMI/WHOLLY MILLED, NESOI, SHORT GRAIN KG	331,530	200,000
1006309040	RICE, SEMI/WHOLLY MILLED, NESOI MIXTURES OF GRAINS KG	178,328	54,125
1008900040	CEREALS, NESOI KG	17,387	30,746
	PRODUCTS OF THE MILLING INDUSTRY; MALT; STARCHES; INULIN; WHEAT GLUTEN..... TOTAL	190,678	104,810
1101000000	WHEAT OR MESLIN FLOUR KG	159,081	75,456
1102200000	CORN (MAIZE) FLOUR KG	25,726	20,000
1108190000	STARCHES, NESOI KG	5,871	9,354
	OIL SEEDS AND OLEAGINOUS FRUITS; MISCELLANEOUS GRAINS, SEEDS AND FRUITS; INDUSTRIAL OR MEDICINAL PLANTS; STRAW AND FODDER..... TOTAL	283,289	515,063
1202200020	PEANUTS (GROUND-NUTS) RAW SHELD W/N BR, OIL STOCK KG	27,242	21,440
1209994090	SEEDS, FRUITS AND SPORES, USED FOR SOWING, NESOI KG	8,100	3,000
1211909000	PLANTS & PARTS, NESOI, FRSH/DRIED USED PERFUMY ETC KG	33,774	93,072
1212990000	VEGETBLE PRODCTS (INC UNRT CHICORY RT) EDIBLE NESOI KG	214,173	397,551
	LAC; GUMS, RESINS AND OTHER VEGETABLE SAPS AND EXTRACT..... TOTAL	1,744,947	7,554,454
1301100000	LAC/SHELLAC/STICK LAC/SEED LAC/BUTTON LAC/OTHR LAC KG	1,738,450	7,428,759
1302190000	VEGETABLE SAPS AND EXTRACTS, NESOI KG	8,497	125,695
	ANIMAL OR VEGETABLE FATS AND OILS AND THEIR CLEAVAGE PRODUCTS; PREPARED EDIBLE FATS;ANIMAL OR VEGETABLE WAXES..... TOTAL	282,015	517,307
	ANIMAL OR VEGETABLE FATS AND OILS AND THEIR CLEAVAGE PRODUCTS; PREPARED EDIBLE FATS; ANIMAL OR VEGETABLE WAXES..... TOTAL	282,015	517,307
1501000080	OTHER PIG FAT AND POULTRY FAT, RENDERED, NESOI KG	124,845	230,900
1509902000	OLIVE OIL, REFINED, N/CHEM MODIFD, IN CONT <18 KG KG	1,111	4,674
1515210000	CORN (MAIZE) OIL, CRUDE, NOT CHEMICALLY MODIFIED KG	33,034	49,000
1515290040	CORN (MAIZE) OIL, FULLY REFINED, NT CHEM MODIFIED KG	47,522	44,560
1516100000	ANIMAL FATS AND OILS HYDROGENATED ETC NOT PREPARED KG	19,773	25,000
1517903020	SALAD & COOKING OILS, EDBL ARTFL MXTRS (1501-1515) KG	18,181	75,000
1517903040	BAKN/FRYN FATS WHOLLY VEGTLB OILS EDBL ARTFL MXTRS KG	23,635	78,573
1520000000	GLYCEROL (GLYCERINE) CRUDE; GLYCEROL WATER & LYES KG	13,914	9,600
	PREPARED FOODSTUFFS; BEVERAGES, SPIRITS AND VINEGAR; TOBACCO AND MANUFACTURED TOBACCO SUBSTITUTES..... TOTAL		4,078,685,016

TABLE 4 - SHIPMENTS OF MERCHANDISE FROM PUERTO RICO TO THE UNITED STATES,
BY COMMODITY-FISCAL YEAR 1999

COMM-CODE	COMMODITY AND UNIT OF QUANTITY	QUANTITY	VALUE-\$
	PREPARATIONS OF MEAT, OF FISH, OR OF CRUSTACEANS, MOLLUSCS OR OTHER AQUATIC INVERTEBRATES.....	TOTAL	40,068,824 167,749,886
1601000010	SAUSAGES & SIMILAR PRDTS, OF POULTRY, OF CHICKEN	KG	11,974 23,000
1601000020	SAUSAGES & SIMILAR PRDTS, OF OTHER POULTRY	KG	9,310 23,150
1601000090	SAUSAGES & SIMILAR PRDTS, OTHER THAN POULTRY, OTHR	KG	80,357 175,802
1602509500	MEAT OR MEAT OFFAL OF BOVINE ANMLS NESOI PREP/PRES	KG	30,232 86,400
1603009500	EXTRACT/JUICES OF FISH, CRUSTACEANS, MOLLUSCS ETC	KG	32,689 138,465
1604140000	TUNAS/SKIPJACK/ATLANTIC BONITO NT MINCED PREP/PRES	KG	39,787,054 166,184,495
1605201010	SHRIMPS AND PRAWNS, FROZEN, IN AIRTIGHT CONTAINERS	KG	97,893 1,080,774
1605201025	SHRIMPS AND PRAWNS, PREPARED, FROZEN, NESOI	KG	9,335 40,000
	SUGARS AND SUGAR CONFECTIONARY.....	TOTAL	60,602,122
1701110000	CANE SUGAR, RAW, SOLID FORM, W/O ADDED FLAV/COLOR	KG	416,611 120,000
1702110000	LACTOSE & LACTOSE SYRUP CONT 99% MORE LACTSE BY WT	KG	19,856 52,032
1702190000	LACTOSE IN SOLID FORM AND LACTOSE SYRUP, NESOI	KG	5,246 14,526
1702300020	GLUCOSE (DEXTRUSE)	KG	514,818 1,665,178
1702300040	GLUCOSE SYRUP, LESS THAN 20% FRUCTOSE IN DRY STATE	KG	1,849 5,665
1702600060	FRUCTOSE, IN SOLID FORM, NESOI CONT OV 50% FRUCTSE	KG	7,628 21,429
1702904500	SUGARS AND SYRUPS, NESOI, DERIV FR SGR CANE/BEETS	KG	15,670 3,629
1702905000	SUG/SYRUP NT FLAV/COLR NESOI; ARTFL HONEY; CARAML	KG	14,233 75,000
1703100000	CANE MOLASSES FROM EXTRACTION OR REFINING OF SUGAR	L	483,976 37,000
1703900000	MOLASSES FROM EXTRACTION/REFING SUGAR, NESOI	KTS	561,819 150,000
1704100000	CHEWING GUM, WHETHER OR NOT SUGAR COATED	KG	2,731,928 16,134,788
1704903000	CONFECTIONS/SWEETMEATS, READY FR CONSUMPTN, NO COC	KG	6,793,818 28,253,799
1704907000	SUGAR CONFECTIONERY, WITHOUT COCOA, NESOI	KG	2,624,760 14,068,078
	COCOA AND COCOA PREPARATIONS.....	TOTAL	256,375 444,578
1802000000	COCOA SHELLS, HUSKS, SKINS AND OTHER COCOA WASTE	KG	150,550 72,563
1806100000	COCOA POWDER CONT ADDED SUGAR OR OTHER SWEETENING	KG	21,108 53,400
1806206000	CONFECTIONERS COATINGS/PRODS 6.8% COCOA SOLID BULK	KG	13,581 10,000
1806310040	CHOC/COCOA PREP CONFECTNRY BLK/BAR NOTOV2KG FILLED	KG	8,214 20,075
1806321000	CHOC/COCOA PREP CONFECTNRY BLK/BAR NTOV2KG NT FILD	KG	39,925 176,200
1806323550	CHOC/COCOA PREP BAR ETC NTOV2KG EXC FILD/CNFCTNRY	KG	20,140 97,600
1806900073	COCOA PREPS EXCEPT CONFECTIONERY NESOI, FOR RETAIL	KG	4,857 14,740
	PREPARATIONS OF CEREALS, FLOUR, STARCH OR MILK; BAKERS WARES.....	TOTAL	3,110,951 6,060,427
1901100000	PREPARATIONS FOR INFANT USE, FOR RETAIL SALE	KG	24,068 105,589
1901200025	MIXES & DOUGHS, NESOI, CONTAIN < 40% COCOA POWDER	KG	21,190 37,848
1901902500	PUDDINGS READY TO EAT WITHOUT FURTHER PREPARATION	KG	56,485 135,740
1901903040	ARTICLES OF MILK OR CREAM NESOI	KG	150,783 421,661
1901909082	CORN-SOYA MILK BLENDS	KG	162,773 43,243
1901909500	FOOD PREPARATIONS FLOUR, STARCH, DAIRY ETC, NESOI	KG	33,335 116,114
1902112000	PASTA WITH EGG UNCOOKED NOT STUFFED OR OTHRWSE PRE	KG	2,267 5,558
1904100080	SWELLING/ROASTING CEREAL/CEREAL PRODUCT, NO SUGAR	KG	8,715 14,148
1904900020	CEREAL NOT CORN GRAIN FORM PRECOOK/OTHRWS PREP FRZ	KG	36,508 100,000
1905300040	SWEET BISCUITS, WAFFLES AND WAFERS, NESOI	KG	151,183 444,434
1905901041	PASTRY/CAKE ETC & PUDDING, W/NT CONT CHOC ETC FRZN	KG	6,657 19,998
1905901050	PASTRY/CAKE/PUDDING WHETHER/NT CONT CHOC ETC NESOI	KG	6,608 14,000
1905901080	BREAD/BISCUITS/SIMILAR BAKED PRODUCTS, NESOI	KG	2,277,538 4,080,160
1905909090	COMMUNION/SEALING WAFER RICE PPR EMPTY CAPSULE ETC	KG	172,841 522,164
	PREPARATIONS OF VEGETABLES, FRUIT, NUTS, OR OTHER PARTS OF PLANTS.....	TOTAL	17,058,580
2002100000	TOMATOES WHOLE/PIECES PREP/PRES EX VINEGAR ETC	KG	9,929 10,116
2002900060	TOMATO PASTE	KG	475,723 326,000
2005514040	BEANS NESOI, SHELLED, PREP/PRES NESOI, NOT FROZEN	KG	19,102 9,318
2005590000	BEANS, NOT SHELLED, PREP/PRES NESOI, NOT FROZEN	KG	2,805,108 2,727,142
2005700000	OLIVES PREP/PRES EX VINEGAR/ACETIC ACID NOT FROZEN	KG	20,948 35,600
2007999000	JAMS/FRUIT JELLIES/MARMALADES NESOI, COOKED PREPS	KG	1,620,003 3,481,025
2008700000	PEACHES, OTHERWISE PREPARED OR PRESERVED, NESOI	KG	31,578 19,400
2008997000	FRUIT/EDBL PLANT PRTS NESOI OTHWSE PREP/PRES NESOI	KG	22,890 18,999
2009110060	ORANGE JUICE UNFERMNTD FROZEN CNTRS OVER 3.785L	L	133,013 53,205
2009190000	ORANGE JUICE, UNFERMENTED, NOT FROZEN	L	40,000 30,000

**TABLE 4 - SHIPMENTS OF MERCHANDISE FROM PUERTO RICO TO THE UNITED STATES,
BY COMMODITY:FISCAL YEAR 1999**

COMM-CODE	COMMODITY AND UNIT OF QUANTITY		QUANTITY	VALUE-\$
2009303000	CITRUS JUICE SINGLE FRUIT UNFRMNTD NESOI NT CNCNTD	L	414,381	186,331
2009308000	CITRUS JUICE UNMIXED UNFERMTD, CONCENTRATED, NESOI	L	187,934	135,312
2009402000	PINEAPPLE JUICE UNFRMNTD NOT CNCNTRD OR NOV 3.5 CN	L	79,000	38,225
2009700090	APPLE JUICE, UNFERMENTED, NOT CONCENTRATED	L	53,220	42,647
2009800000	JUICE OF ANY SINGLE FRUIT/VEGTBLE UNFERMENTD NESOI	L	15,703,938	8,865,342
2009902000	MIXTURES OF VEGETABLE JUICES, UNFERMENTED	L	441,161	170,850
2009904000	MIXTURES OF FRUIT JUICES, UNFERMENTED	L	2,555,297	811,068
MISCELLANEOUS EDIBLE PREPARATIONS.....			TOTAL	171,375,633
2101112126	INSTANT COFFEE N/FLAVORED/DECAF PACKAGED REATL	KG	38,479	488,560
2101112129	INSTANT COFFEE N/FLAVORED/DECAF NOT FOR RETAIL	KG	171	6,000
2102300000	BAKING POWDERS, PREPARED	KG	1,697,740	3,385,385
2103202000	TOMATO KETCHUP	KG	20,167	28,000
2103204000	TOMATO SAUCES, NESOI	KG	7,854,358	8,065,604
2103300000	MUSTARD FLOUR AND MEAL AND PREPARED MUSTARD	KG	14,925	32,000
2103909070	MIXED CONDIMENTS AND MIXED SEASONINGS	KG	6,528,904	18,052,880
2103909090	SAUCES AND PREPARATIONS THEREFOR, NESOI	KG	266,313	614,282
2104100060	SOUPS, BROTHS & PREPS THEREOF, NESOI, EX DRIED	KG	11,367	32,100
2106901650	COMPOUND ALCOHOLIC PREP FOR MANUFACTURE BEVERAGES	KG	22,326	165,600
2106905800	FOOD PREPARATIONS OF GELELIN, NESOI	KG	30,721	190,651
2106906571	PREPS FOR MANUF BEVERAGES CONT ASPARTAME/SACCHARIN	KG	35,905,224	1,567,684,364
2106906572	PREPS FOR MANUF BEVERAGES CONT CANE/BEET SUGAR	KG	33,541,996	1,615,003,841
2106906573	PREPARATIONS FOR MANUFACTURE OF BEVERAGES, NESOI	KG	58,370,240	268,458,690
2106906575	COFFEE WHITENERS, NON-DAIRY	KG	17,854	29,520
2106906585	CONFECTIONERY INCL GUM CONTNG SYNTHETIC SWEETENERS	KG	13,137,886	88,583,647
2106906592	FOOD PREPARATIONS, NESOI, CANNED	KG	12,101,801	48,513,494
2106906595	FOOD PREPARATIONS, NESOI, FROZEN	KG	865,409	2,268,017
2106907020	EDIBLE PREPS, NOT CANNED/FROZEN, CONT SUGAR, NESOI	KG	1,429	44,160
2106907090	EDIBLE PREPS, NOT CANNED/FRZN, N/CONT SUGAR, NESOI	KG	950,523	2,141,014
BEVERAGES, SPIRITS AND VINEGAR.....			TOTAL	91,818,100
2201100000	WATER, MINERAL & AERATED NATRL/ARTFCL NT SWTN/FLAV	L	183,120	53,992
2201900000	WATERS NOT SWEETND OR FLAVORED NESOI; ICE AND SNOW	T	240	503,000
2202100020	CARBONATED SOFT DRINKS, CONTNG ASPARTAME/SACCHARIN	L	1,412,770	270,580
2202100040	CARBONATED SOFT DRINKS, NESOI	L	4,224,266	822,589
2202100060	WATERS INCL MINERAL & AERATED, SWTND/FLAVORD NESOI	L	119,116	34,778
2202901500	MILK-BASED DRINKS, NONALCOHOLIC	L	47,059	40,000
2202909090	BEVERAGES NONALCOHOLIC NESOI EXCL FRUIT/VEGT JUICE	L	2,064,833	1,703,606
2203000000	BEER MADE FROM MALT	L	58,673	62,023
2204100000	SPARKLING WINE OF FRESH GRAPES	L	41,448	48,488
2204214000	GRAPE WINE NESOI NOV 14% ALCOHOL CNTRS 2L OR LESS	L	581	7,972
2204217000	GRAPE WINE NESOI OVER 14% ALCOHOL CNTRS 2L OR LESS	L	10,031	7,537
2204290020	GRAPE WINE NESOI NOV 14% ALCOHOL CNTRS OV 2 LITERS	L	638	6,148
2206007000	FERMENTED BEVERAGES, NESOI	L	277,923	395,674
2207103000	ETHYL ALCOHOL UNDENATURED 80%/HIGHER, FOR BEVERAGE	PFL	478,970	210,746
2207200000	ETHYL ALCOHOL & OTH SPIRITS DENATURED ANY STRENGTH	L	19,845	8,840
2208400030	RUM AND TAFIA, CONTAINERS NOT OVER 4 LITERS EACH	PFL	15,743,942	20,327,988
2208400050	RUM AND TAFIA, CONTAINERS OVER 4 LITERS	PFL	82,743,402	67,087,009
2208904600	KIRSCHWASSER AND RATAFIA	PFL	1,364	4,420
2209000000	VINEGAR & SUBSTITUTES FOR VINEGAR FROM ACETIC ACID	L	60,478	12,700
RESIDUES AND WASTE FROM THE FOOD INDUSTRIES; PREPARED ANIMAL FEED.....			TOTAL	3,217,352
2301200000	FLOUR MEAL & PELLET OF FISH CRUSTACEANS ETC INEDIB	T	39	16,000
2309100000	DOG AND CAT FOOD, PUT UP FOR RETAIL SALE	KG	933,323	834,946
2309901020	POULTRY FEEDS, PREPARED	T	40	30,000
2309901050	MIXED FEEDS OR MIXED FEED INGREDIENTS, ANML, NESOI	T	42,531	2,336,406
TOBACCO AND MANUFACTURED TOBACCO SUBSTITUTES.....			TOTAL	112,158,182
2401208040	TOBACCO NESOI FROM CIGAR LEAF, THRESHED STEM/STRIP	KG	54,851	215,216
2401208080	TOBACCO NESOI, THRESHED, PARTLY/WHOLLY STEM/STRIP	KG	6,242	24,428
2401309000	TOBACCO REFUSE, NESOI	KG	42,715	145,403
2402103030	SMALL CIGARS/CHEROOTS/CIGARILLOS WITH TOB <\$.15 EA	THS	2,236,232	40,227,311
2402107000	CIGAR/CHEROOT/CIGARILLO CONTAINING TOBACCO NESOI	THS	1,582,448	46,236,493
2402200000	CIGARETTES CONTAINING TOBACCO	THS	2,397,242	25,236,929

TABLE 4 - SHIPMENTS OF MERCHANDISE FROM PUERTO RICO TO THE UNITED STATES,
BY COMMODITY:FISCAL YEAR 1999

COMM-CODE	COMMODITY AND UNIT OF QUANTITY	QUANTITY	VALUE-\$
2403990065	PARTIALLY MANUFACTURED, BLENDED OR MIXED TOBACCO KG	21,869	72,402
	MINERAL PRODUCTS..... TOTAL		179,906,641
	SALT; SULFUR; EARTHS AND STONE; PLASTERING MATERIALS, LIME AND CEMENT..... TOTAL		1,316,541
2507000000	KAOLIN AND OTHER KAOLINIC CLAYS, INCL CALCINED T	21	11,154
2508400050	CLAYS, OTHER T	224	23,863
2515120000	MARBLE AND TRAVERTINE CUT IN BLOCKS OR SLABS T	19	17,519
2523290000	PORTLAND CEMENT EXCEPT WHITE PORTLAND CEMENT T	1,187	1,174,639
2530100000	VERMICULITE, PERLITE AND CHLORITES, UNEXPANDED KG	8	3,000
2530900060	OTHER MINERAL SUBSTANCES NESOI KG	1,167	86,366
	ORES, SLAG, AND ASH..... TOTAL		292,419
2601110090	IRON ORE NONAGGLOMERATED NOT COARSE T	52	4,000
2617100000	ANTIMONY ORES AND CONCENTRATES KG	17,786	59,737
2619000000	SLAG, DROSS, SCALINGS A OTH WASTE FRM MANU IRN/STL KG	2,955	2,584
2620200000	ASH AND RESIDUES CONTAINING MAINLY LEAD CKG	114,578	196,098
	MINERALS FUELS, MINERAL OILS AND PRODUCTS OF THEIR DISTILLATION; BITUMINOUS SUBSTANCES; MINERAL WAXES..... TOTAL		178,327,681
2707300020	O-XYLENE L	3,191,931	745,238
2707300030	P-XYLENE L	80,882,748	20,541,092
2707500000	OTH AROM HYDCNS 65PCT AO DSTLS A 250DC ASTM D 86 L	87,295,244	13,382,831
2710000515	NO 4 FUEL OIL UN 25 DEG API, OVER 0.05 PCT SULFUR BBL	592,490	9,027,711
2710000520	HEAVY FUEL OILS UNDER 25 DEGREES API BBL	276	3,789
2710001518	UNLEADED GASOLINE, OTHER BBL	163,615	2,501,353
2710001520	JET MOTOR FUEL, NAPHTHA-TYPE BBL	122	3,138
2710001550	OTHER MOTOR FUELS NESOI BBL	313,854	5,886,852
2710003020	AUTOMTVE, DSL OR MRNE ENGNE LUB OILS BBL	2,741,011	90,441,817
2710003030	TURBINE LUBRICATING OIL, INCLUDING MARINE BBL	86	14,472
2710003080	OTHER LUBRICATING OILS (EXCEPT GREASES) BBL	360	28,478
2710005060	OTH PET OILS & OILS FRM BITUM MNRL,NT CRUDE, NESOI X		45,417
2711190000	PET GASES A OTH GAS HYDCRBNS LIQ NESOI X		28,031,040
2711290000	PETROL GAS A OTH GAS HYDROCARBONS,GASEOUS, NESOI X		20,000
2712100000	PETROLEUM JELLY KG	32,637	234,675
2712200000	PARAFFIN WAX LESS THAN 0.75 PERCENT OIL KG	28,673,509	7,370,888
2715000000	BIT MIX FR NAT ASPH, NAT BIT,PET BIT,MIN TAR OR PT T	54	68,890
	PRODUCTS OF THE CHEMICAL OR ALLIED INDUSTRIES..... TOTAL		17,335,657,150
	INORGANIC CHEMICALS; ORGANIC OR INORGANIC COMPOUNDS OF PRECIOUS METALS, OF RARE-EARTH METALS, OF RADIOACTIVE ELEMENTS OR OF ISOTOPES..... TOTAL		8,276,133
2805190000	ALKALI METALS EXCEPT SODIUM KG	20,412	62,000
2805400000	MERCURY KG	9,117	35,000
2806100000	HYDROGEN CHLORIDE (HYDROCHLORIC ACID) T	7	38,771
2809100000	DIPHOSPHORUS PENTAOXIDE KG	8,877	15,083
2809200040	POLYPHOSPHORIC ACIDS T	125	1,078,844
2811190000	OTHER INORGANIC ACIDS, NESOI KG	51,494	85,000
2812900000	HALIDES & HALIDE OXIDES OF NONMETALS, NESOI KG	26,693	688,293
2815110000	SOLID SODIUM HYDROXIDE (CAUSTIC SODA) KG	20	3,618
2815200090	POTASSIUM HYDROXIDE (CAUSTIC POTASH), EXCEPT SOLID KG	8,022	26,590
2827320000	ALUMINUM CHLORIDE KG	280,403	402,600
2827392500	TIN CHLORIDE KG	1,270	15,000
2827399050	OTHER CHLORIDES, NESOI KG	16,934	8,000
2827606000	IODIDES AND IODIDE OXIDES, NESOI KG	249	131,456
2833290000	OTHER SULFATES, NESOI KG	73,331	3,946,494
2834210000	POTASSIUM NITRATES T	17	61,790
2834290000	OTHER NITRITES, AND NITRATES, NESOI KG	436	4,690
2835220000	MONO- OR DISODIUM PHOSPHATES KG	38,102	56,028
2835380000	POLYPHOSPHATES, NESOI KG	718,153	935,008
2836920000	STRONTIUM CARBONATE KG	13,910	32,850

TABLE 4 - SHIPMENTS OF MERCHANDISE FROM PUERTO RICO TO THE UNITED STATES,
BY COMMODITY-FISCAL YEAR 1999

COMM-CODE	COMMODITY AND UNIT OF QUANTITY	QUANTITY	VALUE-\$
2841500000	OTHER CHROMATE & DICHROMATE; PEROXOCHROMATE, NESOI KG	28	30,000
2841610000	POTASSIUM PERMANGANATE KG	13,544	36,837
2843100000	COLLOIDAL PRECIOUS METALS GM	40,000	188,408
2844101000	URANIUM METAL KG	496	45,393
2844400050	ALLOYS, DISPERSIONS; RADIOACTIVE RESIDUES, NESOI X		7,000
2845900000	ISOTOPE EXC HDG 2844; COMPOUND INORGAN/ORGAN, NESOI KG	6	288,920
2846800000	COMPOUNDS, INORGAN/ORGAN, RARE-EARTH METALS, NESOI KG	8,773	18,040
2847000000	HYDROGEN PEROXIDE, WHETHER/NOT SOLIDIFIED W/ UREA KG	1,720	10,220
2851000000	OTHER INORGANIC COMPOUNDS; LIQ AIR; AMALGAMS, NESOI X		4,202
ORGANIC CHEMICALS..... TOTAL			2,698,578,215
2902110000	CYCLOHEXANE KG	237,143,880	85,372,093
2902440000	MIXED XYLENE ISOMERS L	24,202,142	913,232
2903301520	METHYL BROMIDE (BROMOMETHANE) KG	5,135	30,050
2905110000	METHANOL (METHYL ALCOHOL) L	387,831	89,000
2905120050	PROPAN-2-OL KG	42	2,708
2905190020	HEXYL ALCOHOL AND ISOMERS THEREOF KG	382,254	122,182
2905310000	ETHYLENE GLYCOL (ETHANEDIOL) KG	39,321	37,171
2906110000	MENTHOL KG	15,306	5,000
2906130000	STEROLS AND INOSITOLS KG	12,565	819,524
2906210000	BENZYL ALCOHOL KG	28,752	67,500
2906290000	AROMATIC ALCOHOLS AND THEIR HALO ETC DER NESOI KG	41,300	56,764
2909110000	DIETHYL ETHER KG	8,148	34,200
2909191400	METHYL TERTIARY-BUTYL ETHER (MTBE) KG	8,089,822	1,264,664
2909191800	ETHERS OF MONOHYDRIC ALCOHOLS, NESOI KG	6,594	321,370
2909490000	ETHER-ALCOHOLS AND THEIR HALO ETC DERIV NESOI KG	5,462	12,619
2909500000	ETHER-PHENOLS ETC AND THEIR HALO ETC NESOI KG	11,107	2,313,661
2912110000	METHANAL (FORMALDEHYDE) KG	147,254	65,900
2912120000	ETHANAL (ACETALDEHYDE) KG	40,818	65,691
2912210000	BENZALDEHYDE KG	161	17,615
2912290000	CYCLIC ALDEHYDES WITHOUT OTHER OXY FUNC NESOI KG	180,607	588,557
2912300000	ALDEHYDE-ALCOHOLS KG	53,507	140,743
2912490000	ALDEHYDE-ETHERS, ALDEHYDE-PHENOLS ETC NESOI KG	53,612	133,995
2912505000	CYCLIC POLYMERS OF ALDEHYDES, NESOI KG	40,822	60,000
2914110000	ACETONE (PROPANONE) KG	308,453	586,185
2914404000	AROMATIC KETONE-ALCOHOLS AND KETONE-ALDEHYDES, NESOI KG	190,945	691,794
2914892000	QUINONE DRUGS KG	1,267	46,305
2915210000	ACETIC ACID KG	127	11,568
2915220000	SODIUM ACETATE KG	9,707	29,400
2915290000	OTHER SALTS OF ACETIC ACID KG	18,144	2,430,000
2915310000	ETHYL ACETATE KG	467,101	440,000
2915330000	NORMAL BUTYL ACETATE KG	305	122,974
2915700000	PALMITIC ACID, STEARIC ACID, THEIR SALTS AND ESTRS KG	2,961	4,124
2915800000	SAT ACYCLIC MONOCARBOXY ACIDS AND DERIV NESOI KG	16,829	43,100
2916125030	BUTYL ACRYLATE KG	16,201	15,000
2916351500	ESTERS OF PHENYLACETIC ACID, ODORIFEROUS/FLAVOR CMP KG	142,883	210,000
2917191600	FUMARIC ACID (TRANS-BUTENEDIOIC ACID) KG	150	5,775
2917370000	DIMETHYL TEREPHTHALATE KG	120	18,500
2918120000	TARTARIC ACID KG	6,172	10,884
2918130000	SALTS AND ESTERS OF TARTARIC ACID KG	8,249	100,628
2918140000	CITRIC ACID KG	11,463	20,000
2918215000	SALICYLIC ACID AND ITS SALTS (EXC MEDICINAL USE) KG	7,620	32,000
2918220000	-ACETYLSALICYLIC ACID (ASPIRIN), SALTS AND ESTERS KG	20,906	175,313
2918290000	CARBOXYLIC ACIDS WITH PHENOL FUNCTION ETC NESOI KG	1,253	10,570
2918300000	CARBOXYLIC ACIDS WITH ALDEHYDE OR KETONE FUNC ETC KG	19,434	2,188,058
2921450000	1-NAPHTHYLAMINE (ALPHA-NAPHTHYLAMINE), 2-NAPHTHYLA KG	1,787	187,401
2922290000	AMINO-NAPHTHOLS AND OTHER AMINO-PHENOLS NESOI KG	4,658	19,303
2922498050	AMINO-ACIDS (EXCLUDING AROMATIC) ETC NESOI KG	429,218	3,743,420
2922504500	AROMATIC AMINO-ALCOHOL-PHENOL, OTH AMINO W OXG ETC KG	57,217	910,684
2922505000	NON-AROMATIC AMINO-COMPOUNDS WITH OXYGEN FUNCTION KG	17,849	2,168,839
2923202000	LECITHINS AND OTHER PHOSPHOAMINOLIPIDS, NESOI KG	307	2,913
2923900000	OTHER QUATERNARY AMMONIUM SALTS AND HYDROXIDES KG	6,620	49,145
2924299000	OTHER NON-AROM CYCLIC AMIDES & THEIR DERIV, NESOI KG	61,092	404,293
2925110000	SACCHARIN AND ITS SALTS KG	1,024	2,811
2925204500	AROMATIC IMINES AND DERIVATIVES; SALTS THEREOF KG	16,911	27,500
2932210000	COUMARIN, METHYLCOUMARINS, AND ETHYLCOUMARINS KG	863	117,876
2932292000	AROMATIC LACTONES USED AS DRUGS KG	2,837	1,986,325
2932296000	LACTONES NESOI KG	7,789	8,924,380
2933290000	CMPDS CONT AN UNFUSED IMIDAZOLE RING ETC NESOI KG	18,388	15,456,421

TABLE 4 - SHIPMENTS OF MERCHANDISE FROM PUERTO RICO TO THE UNITED STATES,
BY COMMODITY:FISCAL YEAR 1999

COMM-CODE	COMMODITY AND UNIT OF QUANTITY	QUANTITY	VALUE-\$
2933399050	CMPDS CONT AN UNFUSED PYRIDINE RING ETC NESOI	KG 779,157	25,543,378
2933403000	PESTICIDES CONT A QUINOLINE OR ISOQUIN RING-SY ETC	KG 2,578,418	83,486,508
2933407050	CMPDS (EXC PESTICIDES AND DRUGS) CONT A QUINOL ETC	KG 42,504	880,255
2933590500	PESTICIDES CONT A PYRIMIDINE RING OR PIPERAZINE RN	KG 4,068	572,287
2933595950	DRUGS CONT A PYRIMIDINE OR PIPERAZINE RING ETC	KG 9,427	3,608,285
2933599550	CMPDS CONT A PYRIMIDINE OR PIPERAZINE RING, NESOI	KG 1,286	186,682
2933900500	ACRIDINE AND INDOLE	KG 64,859	1,241,399
2933902350	AROM OR MOD AROM PESTICIDES WITH NITRO ETC NESOI	KG 2,011	44,908
2933902400	AROM OR MOD AROM PHOTO CHEMICALS WITH NITRO ATOMS	KG 50,364	463,585
2933902600	ANTHISTAMINES	KG 4,408	957,267
2933904200	ACRIFLAVINE; ACRIFLAVINE HYDROCHLORIDE ETC	KG 16,108	20,099,558
2933905300	OTHER CARDIOVASCULAR DRUGS	KG 189,800	42,473,831
2933905500	ANALGESICS, ANTIPYRETICS AND NON-HORMONAL ETC	KG 1,052	48,623
2933905800	CLOZAPINE; DROPERIDOL; AND IMIPRAMINE HYDROCHLORID	KG 434,447	220,876,757
2933906500	ANTICONSULSANTS, HYPNOTICS AND SEDATIVES	KG 809	815,667
2934301000	BUTAPERAZINE MALEATE; CHLORPROMAZINE; ETC	KG 11,902	1,723,541
2934302300	ANTIDEPRESSANTS, TRANQUILIZERS AND OTHER PSCH AGTS	KG 257,138	15,078,218
2934900000	NUCLEIC ACIDS & THER SALTS;HETEROCYCLIC COMP,NESOI	KG 9,357	4,534,188
2935004000	SULFONAMIDES USED AS DRUGS	KG 1,586	278,120
2935008550	SULFONAMIDES, EXCLUDING DRUGS	KG 18,573	1,402,588
2936210000	VITAMINS A AND THEIR DERIVATIVES UNMIXED	KG 32,053	148,025
2936240000	D- OR DL-PANTOTHENIC ACID (VITMIN B3 OR B5)AND DER	KG 1,598	106,458
2936270000	VITAMIN C (ASCORBIC ACID) AND ITS DERIVATIVES	KG 60,907	560,532
2936291000	FOLIC ACID	KG 34,037	2,618,148
2936291500	NIACIN AND NIACINAMIDE	KG 66	20,018
2936299055	OTHER VITAMINS AND THEIR DERIVATIVES, NESOI	KG 83,625	715,397
2936900000	OTHER INCLUDING NATURAL CONCENTRATES	KG 87	4,000
2937100000	PITUITARY (ANTERIOR) OR SIMILAR HORMONES	GM 190,483,813	136,394,272
2937210000	CORTISONE, HYDROCORTISONE, PREDNISONE, ETC	GM 7,051,000	626,999
2937290000	ADRENAL CORTICAL HORMONES AND DERIV NESOI	GM 7,189,852	63,470,922
2937920000	ESTROGENS AND PROGESTINS	GM 35,296,000	5,848,159
2937990000	HORMONES AND DERIV NESOI, STEROIDS ETC NESOI	GM 3,224,002	2,554,045
2940002000	D-ARABINOSE SUGAR, CHEM PURE EXC (SUCROSE ETC.)	KG 2,890	52,948
2940006000	SUGARS, CHEM PURE (EXC SUCROSE, LACTOSE, ETC)NESOI	KG 723	675,727
2941102000	PENICILLIN G AND ITS SALTS	KG 476	362,376
2941106000	PENICILLINS AND THEIR DERIVATIVES ETC NESOI	KG 8,249	13,757,197
2941201000	DIHYDROSTREPTOMYCIN & THEIR DERIVATIVES; ETC.	GM 2,431,000	551,735
2941500000	ERYTHROMYCIN AND ITS DERIVATIVES; SALTS THEREOF	GM 67,092,461	40,784,495
2941901010	AMINOGLYCOSIDE ANTIBIOTICS	KG 24,388	1,152,116
2941906000	ANTIBIOTICS NESOI	KG 4,600,162	1,870,093,116
PHARMACEUTICAL PRODUCTS.....TOTAL			13,220,522,811
3002100010	HUMAN BLOOD PLASMA	KG 344,713	19,877,795
3002100030	HUMAN IMMUNE BLOOD SERA	KG 624	284,375
3002100060	OTHER BLOOD FRACTIONS NESOI	KG 18,780	3,415,619
3002200000	VACCINES FOR HUMAN MEDICINE	KG 2,196	92,718
3002901000	FERMENTS	KG 4,031	2,137,050
3002905910	WHOLE HUMAN BLOOD	KG 109,401	1,819,673
3002905020	ANTIALLERGENIC PREPERATIONS	KG 12,936	1,335,147
3002905050	TOXINS, CULTURES OF MICRO-ORGANISMS AND SIM PROD	KG 568	21,093
3003100000	MEDICAMENTS CONT PENICILLINS OR DERIVATIVES ETC	KG 194,755	8,643,893
3003200000	MEDICAMENTS CONTAINING OTHER ANTIBIOTICS ETC	KG 261,241	55,391,204
3003310000	MEDICAMENTS CONTAINING INSULIN BUT NOT ANTIBIOTICS	KG 477	267,600
3003390000	MEDICAMENT CONT HORMONES OR PROD OF HD 2937 ETC	X	130,607,444
3003400000	MEDICAMENTS CONTAINING ALKALOIDS OR DERIVAT ETC	KG 5	5,469
3003900000	OTHER MEDICAMENTS (EXC GOODS OF HDS 3002,3005 ETC)	KG 187,229	11,805,207
3004101010	MEDICAMENTS CONT PENICILLIN G SLTS FOR VETRIN USE	KG 5,190	201,494
3004101020	PENICILLIN G SALTS(SINGLES) NOT FOR VETERINARY USE	KG 62,058	4,987,128
3004101045	COMBINATION ANTIBIOTICS CONT PENICILLIN G SALT ETC	KG 12,090	1,257,789
3004105045	COMBINATION ANTIBIOTICS, NOT FOR VETER USE NESOI	KG 18,339	4,568,703
3004105060	MEDICAMENTS CONT PENICILLINS OR STREPTOMYCINS ETC	KG 476,889	35,055,749
3004200010	MEDICAMENTS CONT ANTIBIOTICS NESOI, VET USE	KG 83,732	2,762,421
3004200020	ERYTHROMYCIN, SINGLES OR IN COMB ETC NOT FOR VET	KG 340,020	158,616,705
3004200030	TETRACYCLINE, SINGLES OR IN COMB ETC NOT FOR VET	KG 51,463	8,926,061
3004200060	OTHER ANTIBIOTICS NESOI,NOT FOR VETERINARY	KG 7,154,936	285,547,947
3004310000	MEDICAMENTS CONT INSULIN BUT NOT CONT ANTIBIOTICS	KG 39,226	4,538,830
3004320000	MEDICAMENTS CONT ADRENAL CORTEX HORMONES ETC	KG 4,981,781	474,293,988
3004390010	PROD OF HEAD 2937 BUT NOT CONT ANTIBIO NESOI	KG 24,261	2,836,472
3004390050	PROD OF HEAD 2937 ETC,NOT FOR VETERINARY USE,ETC	KG 232,694	110,099,881

TABLE 4 - SHIPMENTS OF MERCHANDISE FROM PUERTO RICO TO THE UNITED STATES,
BY COMMODITY:FISCAL YEAR 1999

COMM-CODE	COMMODITY AND UNIT OF QUANTITY	QUANTITY	VALUE-\$
3004400005	MEDICAMENTS CONTAINING ALKALOIDS OR DERIVATIV ETC	KG	62,883
3004400010	CARDIOVASCULAR MEDICAMENTS	KG	3,139,436
3004400020	ANTICONSULSANTS, HYPNOTICS AND SEDATIVES	KG	1,117,635
3004400030	ANTIDEPRESSANTS, TRANQUILIZERS AND OTHER PSYCH AGT	KG	1,558,771
3004400040	OTHER MEDICAMENTS PRIM AFFECTING THE CNS NESOI	KG	147,243
3004400050	DERMATOLOGICAL AGENTS AND LOCAL ANESTHETICS	KG	457,617
3004400060	MEDICAMENTS AFFECTING EYES,EARS OR RESPIRATORY SYS	KG	2,851,845
3004400070	OTHER MEDICAMENTS CONTAINING ALKALOIDS ETC	KG	3,107,648
3004504500	MEDICAMENTS OF HEADING 2836 CONT VITAMINS ETC	KG	45,638
3004505020	SINGLE VITAMINS,NOT COMB WITH MINERLS/NUTRIENTS	KG	3,285,501
3004505030	MULT VITAMINS COMB WITH MINERLS OR OTHER NUTRIENTS	KG	126,571
3004505040	MULT VITAMINS NOT COMB WITH MINERLS/NUTRIENTS	KG	11,171
3004901000	MEDICAMENTS CONT ANTIGENS OR HYALURONIC ACID,ETC	KG	3,698,245
3004909003	MEDICAMENTS FOR VETERINARY USE IN DOSES/PKG,NESOI	KG	1,300,095
3004909005	SULFONAMIDES IN DOSED/PKG FOR RETAIL SALE, NESOI	KG	119,135
3004909010	OTHER ANTI-INFECTION MEDICAMENTS NESOI	KG	442,477
3004909015	ANTINEOPLASTIC AND IMMUNOSUPPRESSIVE MEDICAMENTS	KG	553,444
3004909020	CARDIOVASCULAR MEDICAMENTS IN DOSES/PKG FR RT SALE	KG	1,664,604
3004909025	ANALGESICS, ANTIPIRETTICS AND NONHORM ANTI-INFL ETC	KG	17,487,718
3004909030	ANTICONSULSANTS, HYPNOTICS & SEDATIVES FR RTL SALE	KG	4,975,554
3004909035	ANTIDEPRESSANTS, TRANQUILIZERS AND OTHER PSYCH AGT	KG	1,677,059
3004909040	MEDICAMENTS PRIM AFFECT THE CENT NER SYSTEM,NESOI	KG	1,048,658
3004909045	DERMATOLOGICAL AGENTS AND LOCAL ANESTHETICS ETC.	KG	854,811
3004909050	LAXATIVES IN MEAS DOSES/PKG FOR RETAIL SALE, NESOI	KG	311,362
3004909055	ANTACIDS IN MEAS DOSES/PKG FOR RETAIL SALE, NESOI	KG	5,636,814
3004909060	OTHER MEDICAMENTS PRIM AFFECT DIGEST SYS NESOI	KG	2,884,729
3004909065	DIURETICS IN MEAS DOSES/PKG FOR RTL SALE, NESOI	KG	194,023
3004909070	MEDICAMENT PRIM AFFECT ELECTROLY,CALORIC ETC,NESOI	KG	622,634
3004909075	COUGH AND COLD PREPARATIONS, NESOI	KG	1,039,636
3004909080	ANTIHISTAMINES IN MEAS DOSES /PKG RTAL SALE,NESOI	KG	457,003
3004909085	OTHER MEDICAMENTS PRIM AFFECT THE EYES, EARS ETC	KG	1,502,833
3004909090	MEDICAMENTS IN MEAS DOSES FOR RETAIL SALE, NESOI	KG	24,881,059
3005100000	ADHESIVE DRESSINGS AND OTHER ARTCL HAVING ADH LAY	KG	256,802
3005900000	WADDING, GAUZE AND SIMILAR ARTICLES ETC NESOI	KG	1,342,739
3006100000	STERILE SURGICAL CATGUT, SIMILAR STERILE MATER ETC	KG	180,610
3006200000	BLOOD-GROUPING REAGENTS	KG	656
3006300000	OPACIFYING PREPARATIONS FOR X-RAY EXAMINATIONS ETC	KG	2,521,952
3006400000	DENTAL CEMENTS AND OTHER DENTAL FILLINGS ETC	KG	26,811
3006500000	FIRST-AID BOXES AND KITS	KG	42,507
3006600000	CHEMICAL CONTRACEPTIVE PREPS BASED ON HORMONES ETC	KG	3,418,739
	FERTILIZERS..... TOTAL		1,662,314
3100000000	FERTILIZERS A FERT MATERIALS	X	1,662,314
	TANNING OR DYEING EXTRACTS; TANNINS AND THEIR DERIVATIVES; DYES, PIGMENTS AND OTHER COLORING MATTER ; PAINTS AND VARNISHES; PUTTY AND OTHER MASTICS; INKS..... TOTAL		40,467,649
3203000000	COLORING MATTER OF VEGETABLE OR ANIMAL ORIGIN	KG	5,199
3204150000	VAT DYES & PREPARATIONS BASED THEREON	KG	4,789
3204192550	SOLVENT DYES & PREPARATIONS BASED THEREON	KG	53,788
3204196000	OTHER INCLUDING MIXTURES, NESOI	KG	257
3204200000	SYNTHETIC ORGANIC PROD, FLUORESCENT BRIGHTNG AGENT	KG	887
3205000010	YELLOW COLOR LAKES & PREPS, IN NOTE 3 TO THIS CHAP	KG	16,820
3205000020	RED COLOR LAKES & PREPS, IN NOTE 3 TO THIS CHAP	KG	17,293
3205000040	BLUE COLOR LAKES & PREPS, IN NOTE 3 TO THIS CHAP	KG	23,355
3205000050	COLOR LAKES & PREPS, IN NOTE 3 TO THIS CHAP, NESOI	KG	494,741
3207200000	VITRIFIABLE ENAMELS & GLAZES,ENGONES(SLIPS),ETC	KG	54,561
3207300000	LIQUID LUSTRES AND SIMILAR PREPARATIONS	KG	104,801
3207400000	GLASS FRIT & OTH GLASS, IN FORM OF POWDER/FLAKES	KG	2,749
3208100000	PAINTS & VARNISHES,IN NONAQUEOUS MEDIUM,POLYESTERS	L	83
3208200000	PAINTS & VARNISHES,NONAQUEOUS,ACRYLIC/VINYL POLYMER	L	907,779
3208900000	PAINTS & VARNISHES,IN NONAQUEOUS MEDIUM,NESOI	L	157,713
3209100000	PAINTS & VARNISHES,AQUEOUS, ACRYLIC OR VINYL POLYMR	L	7,514
3212900050	PIGMENTS,NONAQUEOUS,OTH COLORING MAT,RETAIL,NESOI	KG	854
3214100090	PAINTERS' FILLINGS	KG	1
3214905000	GLAZERS' PUTTY,ETC, NESOI	KG	48,687

TABLE 4 - SHIPMENTS OF MERCHANDISE FROM PUERTO RICO TO THE UNITED STATES,
BY COMMODITY:FISCAL YEAR 1989

COMM-CODE	COMMODITY AND UNIT OF QUANTITY	QUANTITY	VALUE-\$
3215110060	PRINTING INK, BLACK, NESOI	KG 38,345	76,125
3215190020	PRINTING INK, OTHER THAN BLACK, FLEXOGRAPHIC	KG 15,064	145,391
3215905000	INK, NESOI	KG 20,999	6,091,856
	ESSENTIAL OILS AND RESINOIDS; PERFUMERY, COSMETIC OR TOILET PREPARATIONS.....	TOTAL	447,706,107
3301130000	ESSENTIAL CITRUS FRUIT OILS OF LEMON	KG 28,310	284,300
3301240000	ESSENTIAL OILS OF PEPPERMINT (MENTHA PIPERITA)	KG 2,077	62,969
3301300000	RESINOIDS	KG 900	103,100
3301905000	CONCRETES & ABSOL, CONCENTRAT, ETC OF ESSEN OIL, NESOI	KG 7,992	29,024
3302100000	MIXTURES ODORIFEROUS SUBSTANCE USE FOOD/ DRINK IND	KG 16,616	202,280
3302900010	PERFUME OIL BLENDS, PROD USE FINISHED PERFUME BASE	KG 40,168	141,221
3302900050	ODORIFEROUS SUBSTANCE USE AS RAW MATER IND, NESOI	KG 5,354	8,100
3303000000	PERFUMES AND TOILET WATERS	KG 5,583,035	89,841,818
3304100000	LIP MAKE-UP PREPARATIONS	X	1,083,230
3304200000	EYE MAKE-UP PREPARATIONS	X	96,208
3304300000	MANICURE OR PEDICURE PREPARATIONS	X	176,619
3304910010	ROUGES	X	35,000
3304910050	MAKE-UP POWDER, WHETHER/NT COMPRESSED, NESOI	X	3,686,914
3304991000	PETROLEUM JELLY PUT UP FOR RETAIL SALE	X	108,557
3304995000	BEAUTY & SKIN CARE PREPARATION, NESOI	X	44,883,276
3305100000	SHAMPOOS	X	32,382,388
3305900000	PREPARATIONS FOR USE ON THE HAIR, NESOI	KG 5,603,778	64,772,954
3306100000	DENTIFRICES	X	62,004,360
3306200000	YARN USED TO CLEAN BETWEEN THE TEETH (DENTAL FLOSS)	X	15,591
3306900000	PREPARATIONS FOR ORAL/DENTAL HYGIENE, NESOI	KG 4,635,877	32,105,004
3307100000	PRE-SHAVE, SHAVING OR AFTER-SHAVE PREPARATIONS	X	7,025,500
3307200000	PERSONAL DEODORANTS AND ANTIPERSPIRANTS	X	810,080
3307300000	PERFUMED BATH SALTS AND OTHER BATH PREPARATIONS	KG 1,918	13,507
3307490000	PREPARATIONS FOR PERFUMING/DEODORIZING ROOMS	KG 4,204	194,591
3307900000	PERFUMERY, COSMETIC OR TOILET PREPARATIONS, NESOI	X	87,839,538
	SOAP, ORGANIC SURFACE-ACTIVE AGENTS, WASHING PREPARATIONS, LUBRICATING PREPARATIONS, ARTIFICIAL WAXES, PREPARED WAXES, POLISHING OR SCOURING PREPARATIONS, CANDLES AND SIMILAR ARTICLES, MODELING PASTES, DENTAL WAXES AND DENTAL PREPARATIONS WITH A BASIS OF PLASTER.....	TOTAL	15,347,705
3401110000	SOAP & OTH ORGANIC SURF ACT PROD, TOILET USE, BARS	KG 350,509	1,160,909
3401190000	SOAP & OTH ORGN SURF ACT PROD NOT TOILET USE, BARS	KG 285,407	3,334,187
3401200000	SOAP IN OTHER FORMS	KG 12,341	79,360
3402110000	SOAP & OTH ORGN SURF-ACT PROD NOT TOILET USE, BARS	KG 8,164	38,738
3402195000	ORGANIC SURF ACT AGENTS, OTHER, NOT AROMATIC	KG 123,032	76,737
3402201000	PREP FOR RETAIL SALE, CONT AROMATIC SURF ACT AGENT	KG 3,185,095	3,316,104
3402205000	PREP FOR RETAIL SALE, NOT CONT AROMATIC SURF ACT AG	KG 397,271	397,602
3402901000	SYNTHETIC DETERGENTS	KG 25,553	24,346
3402905010	CLEANING PREPARATIONS	KG 1,151,039	1,007,781
3402905030	CLEANING PREPARATIONS	KG 105,328	58,021
3403910000	PREP, TREATMENT OF TEXT, FURSKIN ETC EXC CONT PETRO	KG 6,750	4,275
3403990000	LUBRICATING PREPS, NOT CONT PETROLEUM OILS, NESOI	KG 947,906	5,791,712
3405400000	SCOURING PASTES AND POWDERS AND OTHER SCOURING PRP	KG 13,808	40,766
3405900000	POLISHES AND CREAMS ETC, NESOI	X	5,183
3407002000	MODELING PASTES, INCLD THOSE FOR CHILDRN AMUSEMENT	KG 151	12,006
	ALBUMINOIDAL SUBSTANCES; MODIFIED STARCHES; GLUES; ENZYMES.....	TOTAL	2,270,396
3502200000	MILK ALBUMIN, INC CONCN OF 2 OR MORE WHEY PROTEINS	KG 22,927	15,600
3503005040	EDIBLE GELATIN AND PHOTOGRAPHIC GELATIN	KG 17,012	52,275
3504001000	PROTEIN ISOLATES	KG 440	1,455,738
3504005000	PEPTONES, PROTEIN SUBSTANCES, & HIDE POWDER, NESOI	KG 40	160,800
3505100092	MODIFIED STARCHES, NESOI	KG 370,563	212,403
3505200000	GLUES BASED ON STARCHES	KG 150	3,578
3506100000	PROD USE AS GLUE/ADHESIVE, FOR SALE, NT WT <= 1 KG	KG 1,542,401	35,218,932
3506910000	ADHESIVES BASED ON RUBBER, FOR SALE, NET WT <= 1 KG	KG 61,179	232,477

**TABLE 4 - SHIPMENTS OF MERCHANDISE FROM PUERTO RICO TO THE UNITED STATES,
BY COMMODITY:FISCAL YEAR 1999**

COMM-CODE	COMMODITY AND UNIT OF QUANTITY	QUANTITY	VALUE-\$
3506990000	ADHESIVES, FOR RETAIL SALE, NET WT <=1 KG NESOI	KG 255,684	578,738
	EXPLOSIVES; PYROTECHNIC PRODUCTS; MATCHES; PYROPHORIC ALLOYS; CERTAIN COMBUSTIBLE PREPARATIONS.....	TOTAL	113,373
3606100000	LIQUID FUEL IN CONT FOR LIGHTERS NT EXCEED 300 CM3	NO 58,487	43,850
3606900000	FERROCERIUM; ARTICLE COMBUST MATER NOTE 2 CHP 36	KG 5,343	69,523
	PHOTOGRAPHIC OR CINEMATOGRAPHIC GOODS.....	TOTAL	4,518,489
3701100030	XRAY FILM FOR MEDICAL, OTHER THAN DENTAL IN FLAT	M2 19,512	182,112
3701100060	XRAY FILM, EXCEPT MEDICAL & DENTAL IN THE FLAT	M2 11,873	182,303
3701200000	INSTANT PRINT FILM	NO 220,186	534,455
3701300000	OTH PLATES & FILM, WITH ANY SIDE EXCEEDING 255 MM	M2 3,864	10,000
3701810000	PHOTO PLATES & FILM FOR COLOR PHOTOGRAPHY, FLAT	X	141,000
3702100030	X-RAY FILM IN ROLLS FOR MEDICAL, OTHER THAN DENTAL	M2 7,844	16,000
3702100060	X-RAY FILM IN ROLLS, EXCEPT FOR MEDICAL & DENTAL	M2 31,247	355,724
3702200000	INSTANT PRINT FILM IN ROLLS	M2 16,135	73,738
3702310000	OTH FILM W/O PERFORATIONS, NT OV 105MM,COLOR PHOTO	NO 5,030	7,596
3702510000	FLM, CLR PHOTO,NT OV 16MM & NT OV 14M IN LENGTH	NO 27,569	23,376
3702520060	FLM, CLR PHOTO, NT OV 16MM & OV 14M, EXC REVERSAL	M2 22,572	66,112
3702530000	OTH FLM,CLR PHOTO,OV 16MM,NT OV 35MM& NT OV30M,SLD	NO 97,309	287,640
3702540000	OTH FLM,CLR PHOTO,OV 16MM,NT OV 35MM&<=30MM,EX,SLD	NO 116,639	471,413
3702930000	FLM, COLOR PHOTO,OV 16MM,NT OV35MM,NT OV 30 M	NO 479,630	780,515
3702940000	FILM,COLOR PHOTO, OV 16MM,NT OV 35MM, & OVER 30 M	M2 79,760	67,796
3702950000	FILM FOR COLOR PHOTOGRAPHY OF A WIDTH OVER 35M	M2 291,373	408,177
3703103090	SLVR HALIDE PAPER, LINE REPRODUCT,ROLLS OV 610MM	M2 5,440	15,000
3705100000	PHOTO PLATES & FILM, EXPOS & DEVL, FOR OFFSET REPRO	NO 500	67,300
3705201000	PHOTO PLATES & FILM, EXPOS & DEVL FOR MICROFILM	X	209,860
3705900000	PHOTO PLATES & FILM, EXPOS & DEVL, NESOI	X	5,000
3706106090	MOTION-PICTURE FLM, EXPOS & DEVL, >=35MM, NESOI	M 1	3,260
3706900000	OTH MOTION-PICTURE FILM, EXPOS & DEVL, < 35 MM	M 21,429	15,000
3707900000	CHEM PREP,PHOTO USE, MEAS/RTL SALE, NESOI	KG 33,387	605,112
	MISCELLANEOUS CHEMICAL PRODUCTS.....	TOTAL	18,766,209 860,532,813
3801100000	ARTIFICIAL GRAPHITE	KG 78,519	41,222
3802100000	ACTIVATED CARBON	KG 7,296	9,660
3802905000	ANIMAL BLACK, INCLUDING SPENT ANIMAL BLACK, NESOI	KG 1,266	5,054
3805900000	TERPENIC OIL,CRUDE DIPENTENE,CRD PARA-CYME, NESOI	KG 19	3,000
3808100000	INSECTICIDES	KG 684	4,744
3808200000	FUNGICIDES	KG 1,290	3,500
3808300000	HERBICIDES, ANTISPROUTING PRODUCTS & PLT-GRWTH REG	KG 978,230	175,898,019
3808400000	DISINFECTANTS	KG 1,268,650	23,041,890
3808900000	RODENTICIDES AND SIMILAR PRODUCTS, FOR RETAIL SALE	KG 3,194	172,680
3809100000	FINISHING AGENTS & DYE CARRIER OF AMYLACEOUS SUBST	KG 2,575	12,816
3810100000	PICKLING PREP FOR METAL SURFACES, SOLDERING, ETC	KG 4,399	6,840
3811190000	ANTIKNOCK PREPARATIONS, NESOI	KG 1,831	7,577
3811210000	ADDITIVE FOR LUB OIL CONT PETRO/BITUMINOUS MINRL	KG 13,627	46,503
3811900000	ADDITIVES FOR LUBRICATING OILS, NESOI	KG 17,611	66,123
3814000000	ORGANIC COMPOSITE SOLVENTS & THINNERS, NESOI	KG 52,249	133,333
3816000050	REFRACTORY CEMENTS, MORTARS, EXC OF 3801, NESOI	KG 35,150	55,000
3820000000	ANTIFREEZING PREP & PREPARED DEICING FLUIDS	KG 368,576	746,617
3821000000	PREPARED CULTURA MEDIA FOR DEVEL OF MICROORGANISMS	KG 430	10,151
3822000000	COMPOSITE DIAGNOSTIC/LAB REAGENTS, EXC 3002/3006	KG 10,350,766	642,649,757
3823194000	IND MONOCARBOXY FATTY ACIDS; ACD OIL F/REFIN, NESOI	KG 482	4,784
3823706000	INDUSTRIAL FATTY ALCOHOLS, NESOI	KG 68,711	927,462
3824100000	PREPARED BINDERS FOR FOUNDRY MOLDS OR CORES	KG 3,811	30,000
3824200000	NAPHTHENIC ACIDS, WATER-INSOLUBLE SALTS & ESTERS	KG 2,365	6,775
3824400000	PREPARED ADDITIVES FOR CEMENTS, MORTARS/CONCRETES	KG 3,628	10,179
3824904600	MIXTURES OF CHLORINATED, NT HALOGENATED HYDROCARBN	KG 44,500	50,000
3824909040	MIXTURES, ACYCLIC, MONOHYDRIC, UNSUBST ALCH, NESOI	KG 5,507	4,894,214
3824909060	CHEM PRODUCTS & PREP OF CHEM/ALLIED INDUSTRY, NESOI	KG 5,450,953	11,694,913
	PLASTICS AND ARTICLES THEREOF; RUBBER AND ARTICLES THEREOF.....	TOTAL	99,433,984
	PLASTICS AND ARTICLES THEREOF.....	TOTAL	69,269,318

TABLE 4 - SHIPMENTS OF MERCHANDISE FROM PUERTO RICO TO THE UNITED STATES,
BY COMMODITY-FISCAL YEAR 1999

COMM-CODE	COMMODITY AND UNIT OF QUANTITY	QUANTITY	VALUE-\$
3901100010	LINEAR LOW DENSITY POLYETHYLENE,SPEC GRAV < 0.94	KG	52
3901100020	LOW DENSITY POLYETHYLENE,EXCEPT LINEAR,SP GR <0.94	KG	26,586
3901200000	POLYETHYLENE HAVING A SPEC GRAVITY OF 0.94 OR MORE	KG	256,817
3901909000	POLYMERS OF ETHYLENE IN PRIMARY FORM,NESOI	KG	220,055
3903100000	POLYSTYRENE,NESOI	KG	86,822
3903900000	POLYMERS OF STYRENE, IN PRIMARY FORMS, NESOI	KG	90,959
3904900000	POLYMERS OF OTH HALOG OLEFINS,PRIMARY FORM, NESOI	KG	2,955
3905190000	POLYMERS OF VINYL ACETATE,NOT IN AQUEOUS DISPERS	KG	1,874
3905290000	VINYL ACETATE COPOLYMERS, NESOI	KG	1,814
3905300000	POLYVINYL ALCOHOLS, W/WO UNHYDROLYZED ACETATE GRPS	KG	13,919
3905911000	COPOLYMERS: CONT BY WT >=50% DER VINYL ACETATE	KG	67,862
3905998000	OTHER VINYL POLYMERS IN PRIMARY FORMS,NESOI	KG	494,219
3906906000	OTHER ACRYLIC POLYMERS IN PRIMARY FORMS,NESOI	KG	19
3907100000	POLYACETALS	KG	688
3907300000	EPOXIDE RESINS	KG	499
3907400000	POLYCARBONATES	KG	117,379
3907500000	ALKYD RESINS	KG	2,320
3907600000	POLYETHYLENE TEREPHTHALATE	KG	19,268
3907910000	OTHER POLYESTERS, UNSATURATED	KG	2,913
3908100000	POLYAMIDE-6,-11,-12,-6,6,-6,9,-6,10 OR -6,12	KG	1,391
3908100000	UREA RESINS,THIOUREA RESINS	KG	12,629
3909400000	PHENOLIC RESINS	KG	33,114
3909501000	POLYURETHANES,ELASTOMERIC	KG	231
3909506000	POLYURETHANES, EXCEPT ELASTOMERIC	KG	293
3910000000	SILICONES IN PRIMARY FORMS	KG	21,800
3911901000	OTHER ELASTOMERIC RESINS NESOI	KG	26,035
3912390000	CELLULOSE ETHERS,NESOI	KG	17,986
3913901000	CHEMICAL DERIVATIVES OF NATURAL RUBBER	KG	2,806
3913908000	NATURAL POLYMERS & MODIF NAT POLYMRS,PRIM FM,NESOI	KG	51,295
3915100000	WASTE,PARING,SCRAP,OF PLAST,OF POLYMRS OF ETHYLENE	KG	573,586
3915300000	WASTE,PARINGS,SCRAP,OF PLAS,OF POLYMRS VINL CHLORI	KG	331,236
3915900010	OF POLYETHYLENE TEREPHTHALATE (PET) PLASTICS	KG	126,084
3915900090	OTHER PLASTICS OTHER THAN PET PLASTICS	KG	390,345
3916901000	RODS,STICKS,& PROFILE SHAPES,OF ACRYLIC POLYMERS	KG	479,434
3916906000	MONOFILAMENTS,CROSS-SECTION >1MM,ROD, ETC, NESOI	KG	27,339
3917100000	ART GUTS, SAUSAGE CASING, HARDEN PROTEIN/CELLULOS	KG	1,499,037
3917210000	TUBES,PIPES & HOSES,RIGID,OF POLYMRS OF ETHYLENE	KG	1,566
3917230000	TUBES,PIPES & HOSES, OF POLYMER OF VINYL CHLORIDE	KG	186,285
3917290050	TUBES,PIPES & HOSES,RIGID,OF PLASTIC,NESOI<200MM	THS	6,178
3917290090	TUBES,PIPES & HOSES,RIGID,OF PLASTIC,NESOI>=200MM	KG	22,870
3917320000	TUBES ETC, NT REINFORCED OR COMBINED, NESOI	KG	3,407
3917330000	TUBES,PIPES & HOSES,NOT RIGID,NOT REINF,WITH FIT	KG	1,161,901
3917390000	TUBES, PIPES & HOSES, NESOI	KG	830,223
3918901000	FLOOR COVERINGS OF OTHER PLASTICS	M2	7,158
3919905030	ELECTRICAL TAPE OF PLASTICS	M2	3,125
3919905060	SELF-ADHS PLATE,SHEET,TAPE,ETC, OF PLASTICS,NESOI	M2	343
3920100000	PLATES,SHEETS,ETC,NONCELL, NOT REINF,POLM ETHYLENE	KG	330,255
3920200000	PLATES,SHEETS,ETC,NONCELL, NOT REINF,POLM PROPYLENE	KG	20
3920590000	PLATE,SHEET,FILM,FOIL,STRIP, ACRYLIC POLYMER,NESOI	KG	88,272
3920610000	PLATES,ETC,NONCEL,N REIN,OF POLYCARBONATES	KG	12,001
3920710000	PLATES,ETC,NONCEL,N REIN,OF REGENERATED CELLULOSE	KG	9,260
3920720000	PLATES,ETC,NONCEL,N REIN,OF CELLULO OR DER,VLC FBR	KG	4,536
3920890000	PLATES,FOIL,NONCELL, NT REIN,OF OTH PLASTIC, NESOI	KG	3,282
3921130000	PLATES,SHEETS,ETC, & STRIP,CELL OF POLYURETHANES	X	
3921190000	PLATES,SHEETS,FILM,FOIL & STRIP,CELL,OF OTH PLAST	KG	20,460
3921901000	PLATES,SHEETS,ETC & STRIP,EXC CELL,COMBINED W TEXT	M2	8,287
3922100000	BATHS,SHOWER BATHS & WASHBASINS,OF PLASTIC	X	
3922200000	LAVATORY SEATS & COVER,OF PLASTIC	NO	553
3923100000	BOXES,CASES,CRATES & SIMILAR ARTICLES,OF PLASTIC	X	
3923210000	SACKS & BAGS(INCL CONES) OF POLYMERS OF ETHYLENE	KG	5,456
3923290000	SACKS & BAGS(INCLUDING CONES) OF OTHER PLASTICS	KG	658,872
3923300000	CARBOXS,BOTTLES,FLASKS & SIMILAR ARTICLES,OF PLAST	X	
3923400000	SPOOLS, COPS, BOBBINS & SIMILAR SUPPORTS, PLASTICS	X	
3923500000	STOPPERS,LIDS,CAPS,& OTHER CLOSURES,OF PLASTIC	X	
3923900000	ART FOR CONVEYING OR PACKING OF GOODS,PLAST,NESOI	X	
3924100000	TABLEWARE AND KITCHENWARE OF PLASTICS	X	
3924905500	HOUSEHOLD ARTICLES & TOILET ARTICLES,OF PLAST,NESOI	X	
3925200090	WINDOWS & THEIR FRAMES & THRESHLDS FOR DOOR OF PLAS	KG	4,135
3925305000	SHUTTERS & SIMILR ARTICLES & PARTS,OF PLAST,NESOI	X	

TABLE 4 - SHIPMENTS OF MERCHANDISE FROM PUERTO RICO TO THE UNITED STATES,
BY COMMODITY:FISCAL YEAR 1999

COMM-CODE	COMMODITY AND UNIT OF QUANTITY		QUANTITY	VALUE-\$
3926100000	OFFICE OR SCHOOL SUPPLIES OF PLASTIC	X		18,000
3926201010	GLOVES,SEAMLESS,SURGICAL & MEDICAL,OF PLASTIC	DPR	93,013	237,179
3926201060	GLOVES SEAMLESS,EXCEPT SURGICAL/MEDICAL, PLASTIC	DPR	666	14,477
3926204000	GLOVES,OF PLASTIC,NESOI	DPR	357	8,198
3926205000	ART OF APPAREL & CLOTHING ACCESSORIES,PLAST, NESOI	DOZ	12,927	160,825
3926901000	BUCKETS & PAILS,OF PLASTIC	NO	6,492,922	5,462,961
3926901500	NURSING NIPPLES & PACIFIERS	GRS	142,843	2,338,837
3926902000	ICE BAGS,DOUCHE BAGS,ETC, & FITTINGS THEREFOR	X		14,080,364
3926902500	HANDLES & KNOBS,OF PLASTIC,NESOI	KG	1,667	10,000
3926903000	PARTS FOR YACHTS OR PLEASURE BOATS,ETC	X		5,069
3926903500	BEADS,BUGLES,SPANGLES,NOT STRUNG,ETC,& ART THEREOF	X		4,796
3926904500	GASKETS,WASHERS & OTHER SEALS	X		15,240
3926905500	BELTING & BELTS,FOR MACH,CONT TEXT FBR,V-BELTS	KG	76,136	508,854
3926906000	BELTING & BELTS FOR MACHINERY,NESOI	KG	4,072	12,621
3926907500	PNEUMATIC MATTRESSES & OTH INFLATABLE ART,NESOI	X		3,000
3926909810	LABORATORY WARE	X		1,795,239
3926909885	OTH ART OF PLASTIC & OTH MAT, HDG 3901-3914,NESOI	X		9,003,269
RUBBER AND ARTICLES THEREOF..... TOTAL				30,164,668
4001100000	NATURAL RUBBER LATEX, WHETHER OR NOT PREVULCANIZED	KG	15,931	39,960
4008210000	PLATES OF VULCANIZED RUB, OF NONCELLULAR RUBBER	KG	272,478	16,668,847
4010190000	CONVEYOR BELTS/BELTING OF VULCANIZE RUBBER, NESOI	KG	84	8,000
4010290000	TRANSMISSION BELT/BELTING, OF VULCANIZE RUB, NESOI	KG	1,068	4,560
4011105000	PNEUMATIC TIRE, EXC RADIAL, USE MOTOR CARS, NESOI	NO	208	9,500
4011300000	NEW PNEUMATIC TIRES, OF RUBBER, USED ON AIRCRAFT	NO	2,051	106,000
4012200000	USED PNEUMATIC TIRES OF RUBBER	NO	220	19,008
4012901000	SOLID OR CUSHION TIRES, OF RUBBER	NO	4	4,004
4013100010	INNER TUBES, OF RUBBER, USED ON MOTOR CARS	NO	3,654	35,000
4014100000	SHEATH CONTRACEPTIVE, OF VULCANIZE RUB, EXC HD RUB	X		796,268
4014905000	HYGENIC ARTICLE, EXC NURSING NIPPLES, NESOI	X		2,937
4015110000	SURGICAL & MED GLOVE, VULCANIZE RUBBER, NESOI	DPR	26,933	47,817
4015190000	GLOVES, EXCEPT SURGICAL AND MEDICAL GLOVES, NESOI	DPR	2,109	70,000
4016930000	GASKET, WASHERS & OTHER SEALS, OF VULCANIZED RUB	X		329,853
4016985010	MECHANIC ARTICLE FOR MOTOR VEHICLE, VULCANIZED RUB	X		268,822
4016996000	OTHER ARTICLES VULCANIZED RUB, EXC HD RUB, NESOI	X		11,756,090
RAW HIDES AND SKINS, LEATHER, FURSKINS AND ARTICLES THEREOF; SADDLERY AND HARNESS; TRAVEL GOODS, HANDBAGS AND SIMILAR CONTAINERS; ARTICLES OF ANIMAL GUT(OTHER THAN SILKWORM GUT)..... TOTAL				115,472,884
RAW HIDES AND SKINS(OTHER THAN FURSKINS) AND LEATHER..... TOTAL				1,422,572
4101210020	CATTLE HIDES, WHOLE, FRESH OR WET-SALTED	PCS	900	19,800
4101300000	HIDES & SKINS BOVINE ANIMALS NESOI OTHERWISE PRES	PCS	112	3,367
4104109000	BOVINE LEATHER NESOI WHOLE WITHOUT HAIR, CALF/KIP	M2	1,842	42,037
4104299080	BOVINE LEA NESOI/EQUINE TANNED ETC NT FUTHR PREPRD	KG	26,782	294,878
4104314000	BOV UPHOLSTRY LEA FULL GRN/GRN SPLIT PARCHMT-DRESS	M2	1,011	27,483
4104315020	BOVINE NESOI/EQUINE UPPER LEATHER, FULL GRAINS	M2	124,926	446,616
4104318000	BOVINE/EQUINE LEATHR FANCY FULL/SPLIT GRAINS NESOI	M2	47,117	188,158
4104395010	BOVINE/EQUINE UPPER LEATHER SPLIT, NESOI, PREPARED	M2	88,463	268,512
4104396030	BOVINE/EQUINE BELTING LEATHER, NOT FANCY, NESOI	M2	871	3,613
4111000000	COMPOSITION LEA, LEA FIBER IN SLABS, SHEETS, STRIP	KG	9,285	128,110
ARTICLES OF LEATHER; SADDLERY AND HARNESS; TRAVEL GOODS, HANDBAGS AND SIMILAR CONTAINERS; ARTICLES OF ANIMAL GUT (OTHER THAN SILKWORM GUT)..... TOTAL				106,905,779
4202110000	TRUNKS, SUITCASES,ETC,SURFACE COMPS/PATENT LEATHER	NO	6,452	845,187
4202120000	TRUNKS, SUITCASES,ETC,SURFACE PLASTIC/TEXT MATERLS	NO	1,349,044	7,750,729
4202190000	TRUNKS,SUITCASES,VANITY CASES ETC,NESOI	NO	4,011	58,430
4202210000	HANDBAGS, SURFACE OF COMPOSITION/PATENT LEATHER	NO	2,507,902	41,453,591
4202310000	ARTICLES FOR POCKET OR HANDBAG,COMP/PATENT LEATHER	NO	743,231	37,490,004
4202390000	ARTICLES FOR POCKET OR HANDBAG,NESOI	NO	6,391	33,324
4202910040	OTHER BAGS, OUTER SURFACE COMPS/PATENT LEATH,NESOI	NO	2,588	5,000

TABLE 4 - SHIPMENTS OF MERCHANDISE FROM PUERTO RICO TO THE UNITED STATES,
BY COMMODITY:FISCAL YEAR 1999

COMM-CODE	COMMODITY AND UNIT OF QUANTITY		QUANTITY	VALUE-\$
4202990000	CASES, BAGS & CONT, OTHER OF MATR/COVERINGS, NESOI	NO	86,334	4,250,978
4203100090	ARTICLES OF APPAREL, NESOI	NO	1,357,137	14,746,445
4205000000	ARTICLES OF LEATHER, NESOI	X		272,081
	FURSKINS AND ARTIFICIAL FUR; MANUFACTURES THEREOF.....	TOTAL		7,144,533
4303100030	MINK FURSKIN ARTICLES, APPAREL, CLOTHING ACCESSORY	NO	826	17,231
4303100080	FURSKIN ARTICLE APPAREL CLOTHING ACCESSORIES NESOI	NO	328,246	5,043,910
4303900000	ARTICLES OF FURSKINS, NESOI	X		2,083,392
	WOOD AND ARTICLES OF WOOD;WOOD CHARCOAL; CORK AND ARTICLES OF CORK; MANUFACTURES OF STRAW, OF ESPARTO OR OF OTHER PLAITING MATERIALS;BASKETWARE AND WICKERWORK.....	TOTAL		2,760,096
	WOOD AND ARTICLES OF WOOD; WOOD CHARCOAL.....	TOTAL		2,241,490
4401300000	SAWDUST AND WOOD WASTE AND SCRAP	KG	15,873	4,200
4407100042	E.WHT/RED PINE OV6MM NT TREAT RGH EX FINGER-JOINTD	M3	644	85,000
4407100046	PITCH PINE OV6MM NT TRT RGH EX FINGER-JOINTED	M3	1,030	180,630
4407100047	PITCH PINE OV6MM NOT TRT NESOI EX FINGER-JOINTED	M3	400	91,681
4410110000	WAFFERBOARD, INCLUDING ORIENTED STRAND BOARD OF WOOD	M3	27	3,010
4410900000	PARTICLE & SIMILAR BOARD OF LIGNEOUS MAT'L NESOI	M3	142	38,800
4412130000	PLYWOOD AT LEAST ONE OUTER PLY TROPICAL WOOD	M3	100	24,047
4414000000	WOODEN FRAMES PAINTINGS, PHOTOGRAPHS, MIRRORS, ETC	NO	15,113	226,643
4415100000	CASES/BOXES/CRATES/SIMLR PACKNGS, CABLE-DRUMS, WOO	NO	725	3,160
4415200000	PALLETS, BOX PALLETS AND OTHER LOAD BOARDS OF WOOD	NO	261,581	872,455
4417000000	TOOLS/TOOL & BROOM BODIES ETC SHOE LAST/TREES WOOD	X		295,971
4418200060	DOORS AND THEIR FRAMES, THRESHOLDS, OF WOOD, NESOI	NO	2,009	20,196
4418904080	BUILDERS' JOINERY AND CARPENTRY OF WOOD, NESOI	X		218,816
4419000000	TABLEWARE AND KITCHENWARE, OF WOOD	X		5,000
4420908000	WOOD MARQUETRY, INLAID WOOD, CASKETS, ETC, NESOI	X		45,640
4421902500	WOOD DOWEL PINS	M	141,509	15,566
4421906500	TOOTHPICKS/SKEWERS ETC & SIMLR SMALL WARES OF WOOD	X		2,576
4421908850	ARTICLES OF WOOD, NESOI	X		108,109
	CORK AND ARTICLES OF CORK.....	TOTAL		468,606
4503900000	ARTICLES OF NATURAL CORK, NESOI	X		3,000
4504900000	AGGLOMERATED CORK & ARTICLES OF AGGLOM CORK, NESOI	X		465,606
	MANUFACTURES OF STRAW, OF ESPARTO OR OF OTHER PLAITING MATERIALS; BASKETWARE AND WICKERWORK.....	TOTAL		50,000
4601990000	PLAIT MAT'L EX-VEG, PARALLEL STRANDS/WOVEN SHEETS	X		50,000
	PULP OF WOOD OR OF OTHER FIBROUS CELLULOSIC MATERIAL; WASTE AND SCRAP OF PAPER OR PAPERBOARD; PAPER AND PAPERBOARD AND ARTICLES THEREOF.....	TOTAL		47,171,777
	PULP OF WOOD OR OF OTHER FIBROUS CELLULOSIC MATERIAL;WASTE AND SCRAP OF PAPER OR PAPERBOARD.....	TOTAL		1,368,503
4704290000	CHEM WDPULP SULFITE GR NONCONF SEMBLEA AIR DRY WT	CTN	41	17,337
4707100000	WASTE, SCRAP UNBLEACH KRAFT, CORRUGATD PAPER/PPRBD	T	148	32,000
4707300040	WASTE/SCRAP PAPER, PAPERBD, MECHANICAL PULP, NESOI	T	2,668	1,054,400
4707900000	WASTE, SCRAP, INCL UNSORTED, PAPER, PAPERBD, NESOI	T	1,877	264,766
	PAPER AND PAPERBOARD; ARTICLES OF PAPER PULP, OF PAPER OR OF PAPERBOARD.....	TOTAL		40,992,610
4802518000	PPR/PBRD UNCTD NOV 10% MECH NESOI < 40G/M2, RL/SHT	KG	8,266	29,816
4802521500	COVER PPR UNCTD NOV 10% MECH 40-150G/M2 ROLL/SHEET	KG	7,781	27,225
4802528000	PPR/PBRD UNCTD NOV 10% MECH NESOI 40-150G/M2 RL/SH	KG	40,988	137,500

TABLE 4 - SHIPMENTS OF MERCHANDISE FROM PUERTO RICO TO THE UNITED STATES,
BY COMMODITY:FISCAL YEAR 1999

COMM-CODE	COMMODITY AND UNIT OF QUANTITY	QUANTITY	VALUE-\$
4803000000	TOILET ETC HSHLD/SANTRY STOCK PAPER IN ROLL/SHEETS	KG	83,261
4804314020	KRAFT BAG/SACK PPR UNCTD UNBLCH 150G/M2/LESS RL/SH	KG	22,698
4804490000	OTH KRFT PPR/PPRBRD UNCTD BLCHD NESOI 151-224G/M2	KG	9,667
4804590000	KRFT PPR/PPRBRD UNCTD BLCHD NESOI 225G/M2> RLL/SHT	KG	18,175
4805210020	FOLDNG CARTN BRD UNCTD NESOI MULTI-PLY EA LVR BLCH	KG	12,686
4805210040	PPR/PPRBRD UNCTD NESOI MULTI-PLY EA LAYR BLCHD RLL	KG	6,783
4805290040	PPR/PPRBRD UNCTD NESOI MULTIPLY UNBLCHD, ROLL/SHTS	KG	2,833
4805704040	LINERBRD EX KRF <80% CHEM SULFATE WDPL 151-224G/M2	KG	665,293
4805705000	PPR/PBRD EX KRAFT UNCTD NESOI 151-224G/M2 RLL/SHTS	KG	26,685
4807805000	COMPOSITE PAPER/PPRBOARD NESOI NT IMPREGNTD ETC RL	KG	20,408
4808100000	CORRUGATED PPR/PBRD, W/N PERFORATED NESOI ROLL/SHT	KG	7,519
4809900000	COPYING/TRANSFER PAPER COATD/IMPREGNTD ROLL/SHEETS	KG	17,129
4810114000	PPR/PBRD WRITNG ETC NESOI CLAY CTD NOV 150G/M2 ETC	KG	69,934
4810120000	PPR/PBRD WRITNG ETC NESOI CLAY CTD OV 150G/M2 ETC	KG	22,816
4811312020	FLDNG CRTN STCK COATD ETC PLASTICS BLCH .3MM> THCK	KG	17,503
4811392000	PRINTNG PPR CTD/IMP/COV PLASTIC W/N BLC 150G/M2<	KG	38,600
4811400000	PPR/PBRD CTD/IMP/COV WTH WAX/STEARIN ETC RLL/SHTS	KG	31,427
4811909000	PPR/PBRD/CELLULOSE WADDNG & WEBS COAT/COV ETC NESOI	KG	8,533
4813100000	CIGARETTE PAPER IN THE FORM OF BOOKLETS OR TUBES	KG	5,606
4817100000	ENVELOPES OF PAPER/PAPERBOARD, FOR CORRESPONDENCE	THS	11,026
4817300000	PPR/PBRD BOXES/POUCHES/ETC CONT ASSORTMNT STATNRY	KG	113
4818100000	TOILET PAPER	KG	24,131
4818200040	HANDKERCHIEFS & CLEANSING/FACIAL TISSUES PAPER ETC	KG	4,716
4818404010	SANITARY NAPKINS/TAMPONS EX PPR PULP, OF PAPER ETC	KG	6,854
4818404030	DIAPERS & DIAPER LINERS EX PAPER PULP OF PAPER ETC	KG	12,397
4818404060	SANITARY PRODUCTS NESOI EX PPR PULP, OF PAPER ETC	KG	1,893
4818500000	ARTCLS OF APPAREL/CLOTHING ACCESSORS OF PAPER ETC	KG	255,737
4818900000	BED SHEETS & SIMLR HOUSEHLD/HOSPITAL ART PPR NESOI	KG	784
4819100040	CARTONS/BOXES/CASES OF CORRUGATED PPR/PBRD, NESOI	KG	167,007
4819200020	SANITARY FOOD & BEV CNTNRS NON-CORRUGATED PPR/PBRD	KG	18,141
4819200040	FLDNG CRTNS/BOXES/CASES OF NON-CORRUGATED PR NESOI	KG	40,683
4819300040	SACKS & BAGS, BASE WIDTH OF 40CM/MORE, PAPER NESOI	KG	99,352
4819504040	RIGID BOXES & CARTONS OF PAPER/PAPERBOARD, NESOI	KG	92,668
4819504060	PACKNG CONTAINERS NESOI OF PAPER, PPRBRD, ETC	KG	34,075
4819600000	BOX FILES/LTTR TRAY/STORAGE BOX ETC, OFFICE/SHOPS	KG	10,981
4820100000	REGISTERS/ACCT BKS/NOTEBOOKS/LETTER PAD ETC PPR/PBRD	NO	689,449
4820200000	EXERCISE BOOKS, OF PAPER OR PAPERBOARD	NO	74,745
4820300040	BINDERS EX LOOSELEAF/FOLDERS/FILE COVERS, PPR/PBRD	KG	32,565
4820400000	MANIFOLD BUSINESS FORMS/INTRLEAVD CARBON SETS PPR	KG	3,460,394
4820500000	ALBUMS FOR SAMPLES/COLLECTIONS OF PAPER/PAPERBOARD	NO	24,010
4820900000	BLOTTING PADS/BOOK COVERS/ARTCL STATNRY NESOI,PAPR	KG	7,508
4821100000	PAPER AND PAPERBOARD LABELS OF ALL KINDS, PRINTED	KG	18,505
4821902000	PAPER/PPRBOARD LABELS, UNPRINTED, PRESSURE-SENSIVE	KG	115,280
4821904000	PAPER/PPRBRD LABELS, UNPRINTED, NOT PRESSR-SENSIVE	KG	1,671
4823110000	GUMMED/ADHESIVE PPR STRIP/ROLL PRSSR-SENS NT LABEL	KG	127,461
4823209000	FILTER PAPER & PAPERBOARD CUT TO SIZE/SHAPE NESOI	KG	47,727
4823400000	ROLL/SHEET/DIAL PRINTED FR SELF-RECORDNG APPR, PPR	KG	120
4823594020	PPR/PBRD FOR GRAPHIC ETC CONT 25%/MORE COTTON, CUT	KG	7,984
4823594040	PPR/PBRD FOR GRAPHIC ETC NESOI CUT TO SIZE/SHAPE	KG	11,049
4823600040	TRAYS/DISHES/PLATES ETC NESOI OF PAPER/PPRBOARD	KG	59,328
4823906550	ARTICLES OF PPR PULP/PPR/PPRBRD/CELLULOSE ETC NESOI	KG	35,259
	PRINTED BOOKS, NEWSPAPERS, PICTURES AND OTHER PRODUCTS OF THE PRINTING INDUSTRY;MANUSCRIPTS,TYPESCRIPTS AND PLANS.....	TOTAL	4,810,664
4801100000	PRINTED BOOKS/BROCHURES/LEAFLETS ETC,SINGLE SHEETS	KG	51,035
4801990010	TEXTBOOKS	NO	311,344
4801990030	DIRECTORIES	NO	50,852
4801990050	TECHNICAL, SCIENTIFIC AND PROFESSIONAL BOOKS	NO	23,073
4801990070	HARDBOUND BOOKS, NESOI	NO	25,582
4801990075	RACK SIZE PAPERBOUND BOOKS, NESOI	NO	261
4801990093	PRINTED MATTER NESOI 49 OR MORE PAGES EA EX COVERS	NO	24,155
4802100000	NEWSPAPERS, JOURNALS, PERIODICALS, 4 TIMES A WEEK	KG	102
4802905000	JOURNALS/PERIODICALS NESOI, INCL SINGL ISSUES TIED	NO	1,881
4805910000	MAPS, CHARTS, ATLASES ETC NESOI PRINTED, BOOK FORM	NO	397
4805990000	MAPS, CHARTS, ATLASES ETC, PRINTED, NESOI	KG	380
4806000000	PLANS, DRAWINGS FOR ARCHITECTURAL, ETC PURPOSES	KG	34
4807000000	UNUSED POSTAGE, BANKNOTES, CHECK FORMS, STOCK, ETC	KG	4

TABLE 4 - SHIPMENTS OF MERCHANDISE FROM PUERTO RICO TO THE UNITED STATES.
BY COMMODITY:FISCAL YEAR 1999

COMM-CODE	COMMODITY AND UNIT OF QUANTITY	QUANTITY	VALUE-\$
4908900000	TRANSFERS (DECALOMANIAS), NESOI	KG 413	30,159
4909004020	GREETING CARDS, PRINTED	THS 10,891	220,000
4909004040	CARDS, PRINTED, NESOI	THS 314	15,000
4910000000	CALENDARS, CALENDAR BLOCKS OF ANY KIND, PRINTED	KG 2,155	9,500
4911100050	CATALOGS, PRINTED	KG 8,322	49,309
4911100090	TRADE ADVERTISING MATERIAL, PRINTED, NESOI	KG 11,691	95,491
4911910020	POSTERS, PRINTED	KG 25	53,300
4911910040	PICTURES, DESIGNS AND PHOTOGRAPHS, PRINTED, NESOI	KG 3,334	78,169
4911990000	PRINTED MATTER, NESOI	KG 212,111	1,961,219
	TEXTILES AND TEXTILES ARTICLES.....	TOTAL	538,304,492
	SILK.....	TOTAL	2,283,480
5004000000	SILK YARN NOT PUT UP FOR RETAIL SALE	KG 29,171	2,278,480
5007900000	WOVEN FABRICS OF SILK OR SILK WASTE - OTHER NESOI	M2 916	7,000
	COTTON.....	TOTAL	1,694,897
5201001025	COTTON, NOT CARDED/COMBED,STP LGN < 25.4 MM-1 INCH	RBA 21	3,750
5202100000	COTTON WASTE: YARN WASTE (INCLUDING THREAD WASTE)	KG 47,756	78,350
5202990000	COTTON WASTE,OTHER THAN YARN WASTE+GARNETTED STOCK	KG 13,860	195,000
5203000000	COTTON, CARDED OR COMBED	KG 75,220	373,567
5204200000	COTTON SEWING THREAD, PUT UP FOR RETAIL SALE	KG 508	7,245
5205410000	COT YRN,MULTIPLE,COMBED,>=85% COT,NOT RETAIL,<=14NM	KG 4,050	122,419
5206220000	COT YRN,SNGLE,COMBD,<85% COT,NOT RETAIL,>14NM<=43NM	KG 4,200	14,861
5207900000	COT YARN,NOT SEWING THREAD,FOR RETAIL SALE,<85% COT	KG 23,134	111,377
5208114040	SHEETING,PLN/WV,UNBLCHD,>=85% COT,<=100G/M2,44-68#	M2 83,572	186,000
5208124020	POPLN/BROADC,UNBL,>=85% COT,>100<=200G/M2,<=43#,P/W	M2 6,587	13,173
5208226060	PRNTCLTH,PLN/WV,BLCH,>=85% COT,>100<=200G/M2,44-68#	M2 2,737	8,860
5208530000	WOV FAB COT CON >85% WGT <200G/M2 3-4TWL PRINTED	M2 27,041	44,000
5208599000	WOV COT FAB, 85% COT PRINT NOT PL NESOI NOV200G/M2	M2 14,347	31,500
5209210090	WOV COT FAB 85% COT BL PL WV >200 G/M2 OT INCL PWD	M2 2,171	9,007
5209420030	WOV FAB COT >85% COT >200G/M2 YR D C D <=360G/M2	M2 40,403	88,483
5209420050	WOV FAB COT >85% COT >200G/M2 YR DF C D >360G/M2	M2 77,472	150,216
5210410000	WOV COT FAB UN85% COTMMF YNDYED PLWV NOV 200 G/M2	M2 155,839	177,272
5211210090	WOV COT FAB <85% COT M MMF BL PL W <200 G/M2 SHEET	M2 4,383	58,601
5211420050	WOV FAB COT >360M/G2 <85% CT MX MMF YDF DENIM	M2 23,741	21,218
	MAN-MADE FILAMENTS.....	TOTAL	19,285,493
5402310000	SYN FIL YN EXSEW NO RT TX NYLON YN NOV 500 DECITEX	KG 1,100	84,402
5402610000	NYLON FILAMENT YARN MULTIPLE/CABLED NT RETAIL SALE	KG 45,961	1,020,997
5405003000	ARTIFICIAL MONOFILAMENT > 67 DECITEX WIDTH NT 1MM	KG 403,757	17,761,420
5407200000	SYNTHETIC FILAMENT YARN FABRIC FROM THE STRIP	M2 1,472	10,000
5407410000	WOV FAB SYN FIL YN NESOI 85% NYLON UNBL AND BLEACH	M2 5,204	15,060
5407420000	WOV FAB SYN FIL YN NESOI 85% NYLON ETC DYED	M2 1,995	9,097
5407610000	WOV FAB CONT 85% OR > BY WGT NONTXTURED POLY FILA	M2 77,402	313,634
5407710000	WOV FAB SYN FIL YN NESOI 85% SYN FIL NESOI UNBL BL	M2 8,652	18,573
5408210000	WOV FAB ART FIL EX RA 85% ART FIL UNBL BL	M2 34,607	72,310
	MAN-MADE STAPLE FIBERS.....	TOTAL	273,572
5506100000	SYN STP FIB CRD CMB OR PRS SPNG NYL OR OTH PLYAMD	KG 4,536	15,124
5509590000	YRN N SW TD SY ST F N RTL SL OT YR POLY ST F NESOI	KG 15,748	37,000
5511100000	YRN N SW TH MM ST FIB RT SL SYN STP FIB >=85% S FB	KG 10	2,800
5512190000	WOV FAB >=85% SYNTH ST FB POLY STP FIBER OTHER	M2 2,866	13,233
5513190000	WV FB SYN SF <85% S F M COT WT<170G/M2 U/B OT WV F	M2 12,182	14,984
5513390000	WV FB SYN SF <85% S F M M/S COT <=170G/M2 YDC OW F	M2 829	15,965
5515110000	OTH WV FAB SYN PLY ST FB MX M/S VIS RAY STAPLE FIB	M2 22,018	174,466
	WADDING,FELT AND NONWOVENS:SPECIAL YARNS;TWINE,CORDAGE,ROPES AND CABLES AND ARTICLES THEREOF.....	TOTAL	21,183
5601290000	WADDING; OTHER ARTICLES OF WADDING, NESOI	KG 15,876	22,536
5602903000	OTH FELT NT IMPREG COATED COV OR LAM, LAMIN	KG 5,307	33,100
	CARPETS AND OTHER TEXTILE FLOOR COVERINGS.....	TOTAL	41,716
			1,346,263

TABLE 4 - SHIPMENTS OF MERCHANDISE FROM PUERTO RICO TO THE UNITED STATES,
BY COMMODITY:FISCAL YEAR 1999

COMM-CODE	COMMODITY AND UNIT OF QUANTITY	QUANTITY	VALUE-\$
5701100000	CARPETS&OTH TEX FLOOR COVR,WOOL/FINE ANML HR,KNOTD	M2	95
5702410000	CARPETS,ETC OF WOOL/FINE ANIMAL HAIR,PILE, MADE-UP	M2	36,383
5702590000	CARPETS,ETC OTHR TEX MAT,WOV,NOT PILE/MADE-UP/TUFT	M2	3,811
5704100000	TEXTILE CARPETS, FELT, NO TUFT, TILES SUR NOV .3M2	M2	1,427
	SPECIAL WOVEN FABRICS;TUFTED TEXTILE		
	FABRICS; LACE; TAPESTRIES;		
	TRIMMINGS; EMBROIDERY..... TOTAL	325,956	1,227,787
5804100000	TULS & OTH NET FAB NT INC WOV, KNT OR CROCH FAB	KG	363
5804290000	LACE IN PIECE,NOT OF 8002,MECH MDE LCE OTH TEX MAT	KG	803
5806200000	NAR WOV FAB NESOI >5% ELASTOMERIC YRN/RUBBER THRD	KG	19,093
5806310000	NARROW WOVEN FABRICS, NESOI, OF COTTON	KG	105
5806393080	NAR WOVEN FABRICS OF TEXTILE MATERIAL, NESOI	KG	230,690
5807902000	OTH BADGE & SIM ART IN PE STRP/CUT SHPG/SZE N/EMBR	KG	12,600
5808900000	ORN TRIM PE W/O EMBROID N/KT CROC, TASEL, POM, ETC	KG	1,687
5810920000	EMBROID IN PE, STRIP OR MOTIFS: OTH EMBROID OF MMF	KG	243
5811000000	QUILT TEX PROD PE 1> LAYR W/PAD STCH N/EMBR H 5810	KG	60,372
	IMPREGNATED,COATED,COVERED OR		
	LAMINATED TEXTILE FABRICS;TEXTILE		
	ARTICLES OF A KIND SUITABLE FOR		
	INDUSTRIAL USE..... TOTAL		310,091
5901900000	TRACING CLOTH;PREPRD PAINTG CANVAS;BUCKRAM-HAT FND	M2	43,177
5902900000	TIRE CORD FABRIC OF HIGH TENACITY YARN, VISC RAYON	KG	985
5903101000	TEXTILE FABRICS NESOI COATED ETC WITH PVC, COTTON	M2	40,229
5903901000	TEXTILE FABRIC NESOI, COATED ETC NESOI, COTTON	M2	1,742
5903903080	TEXT FABRIC IMPREG,CTED,CVRD WITH PLASTIC NESOI	M2	11,333
5906100000	ADHESIVE TAPE NOT OVER 20 CM WIDE	KG	567
5911310000	TEXTILE FABRICS/FELTS PAPERMAKING, WGT<650 G/M2	M2	5,381
5911900040	TEXTILE CORDS, BRAIDS & THE LIKE, USED IN INDUSTRY	KG	45
5911900080	TEXTILE PRODUCTS ETC FOR TECHNICAL USES NESOI	KG	1,957
	KNITTED OR CROCHETED FABRICS..... TOTAL	1,537,772	4,004,494
6001100000	LONG PILE FABRICS, KNITTED OR CROCHETED	KG	16,438
6002108000	OTH KNIT FAB <30 CM WD >5% ELSTOMERIC YRN/RUB THRD	KG	14,987
6002300000	OTH KNIT/CROCHET FABRC >5% ELASTOMRC YRN/RUBR THRD	KG	6,011
6002420000	OTHER WARP KNIT FABRICS(INCLUDNG GALLOON)OF COTTON	KG	10,701
6002430020	OTHER WARP KNIT FABRIC(INCL GALLOON)MAN-MADE FIBER	KG	77
6002910000	OTH KNIT/CROCHET FABRC,WOOL/FINE ANIMAL HAIR,NESOI	KG	16,089
6002921000	OTH KNT FAB OF COT, CIR KT, >100 MT NUM PER YARN	KG	16,794
6002929000	OTH KT FAB OF COT, NT EXC 100 MET NUMBER PER YARN	KG	674,589
6002929080	KNITTED OR CROCHETED COTTON FABRICS, NESOI	KG	780,766
6002990000	OTH KNT/CROCHET FABRIC OTH TEXTILE MATERIALS,NESOI	KG	1,320
	ARTICLES OF APPAREL AND CLOTHING -		
	ACCESSORIES,KNITTED OR CROCHETED..... TOTAL		287,919,553
6101900000	M/B OVERCOATS CARCOATS & SMLR ART OT TEX MAT, KNIT	DOZ	1,264
6102900000	W/G OVERCOATS CARCOATS & SMLR ART OT TEX MTRL,KNIT	DOZ	2,394
6103120000	MEN'S OR BOYS' SUITS OF SYNTHETIC FIBERS, KNITTED	NO	156
6103292000	M/B ENSEMBLES OTHER TEXTILE MATERIALS, KNIT	DOZ	70
6103410000	M/B TROUSER OVERALLS SHORTS ETC WOOL, KNIT	DOZ	15,083
6103420000	M/B TROUSERS OVERALLS SHORTS ETC COTTON, KNIT	DOZ	163,889
6103430000	M/B TROUSERS OVERALLS SHORTS ETC SYN FIBERS, KNIT	DOZ	1,025
6103491500	M/B TROUSERS OVERALLS SHORTS ETC ART FIBERS, KNIT	DOZ	235
6104392000	W/G SUIT-TYPE JACKET/BLAZER OTHER TEXTILE MTRL, KT	DOZ	144
6104490000	WOMEN'S OR GIRLS' DRESSES OT TEXTILE MTRL, KNIT	DOZ	1
6104693000	W/G TROUSER OVERALL BREECHES SHORTS OT TEX MTRL,KT	DOZ	106
6105100000	MEN'S OR BOYS' SHIRTS OF COTTON, KNITTED OR CROCHE	DOZ	1,815
6105200000	MEN'S OR BOYS' SHIRTS OF MANMADE FIBERS, KNITTED O	DOZ	4,374
6105900000	MEN'S/BOYS' SHIRTS OF OTHER TEXTILE MATERIALS,KNIT	DOZ	541
6106100000	WOMEN'S OR GIRLS' BLOUSES AND SHIRTS COTTON, KNIT	DOZ	3,726
6107110000	MEN'S OR BOYS' UNDERPANTS AND BRIEFS COTTON, KNIT	DOZ	18,110,957
6107120000	MEN'S/BOYS' UNDERPANTS & BRIEFS MANMADE FIBER,KNIT	DOZ	439,729
6107910000	MEN'S OR BOYS' BATHROBES AND SIMILAR ART COTTON,KT	DOZ	10,783
6108190000	W/G SLIPS AND PETTICOATS OT TEXTILE MATERIALS, KT	DOZ	5,208

TABLE 4 - SHIPMENTS OF MERCHANDISE FROM PUERTO RICO TO THE UNITED STATES,
BY COMMODITY:FISCAL YEAR 1999

COMM-CODE	COMMODITY AND UNIT OF QUANTITY	QUANTITY	VALUE-\$
6108210000	WOMEN'S OR GIRLS' BRIEFS AND PANTIES COTTON, KNIT	DOZ	9,848,736
6108220000	WOMEN'S/GIRLS' BRIEFS & PANTIES MANMADE FIBER, KT	DOZ	9,797
6108290000	W/G BRIEFS & PANTIES OT TEXTILE MATERIALS, KNIT	DOZ	228,048
6108320000	W/G NIGHTDRESSES & PAJAMAS MANMADE FIBERS, KNIT	DOZ	6,630
6108390000	W/G NIGHTDRESSES & PAJAMAS OT TEXTILE MATERIAL, KT	DOZ	76,629
6108990000	W/G NEGLIGEEES & SIMILAR ARTICLES OT TEX MTRL, KNIT	DOZ	25
6109100005	M OR B T-SHIRTS ALL WHITE OF COT KT SS W/O PKT T E	DOZ	3,580
6109100008	M/B ARTICLES SIMILAR TO T-SHIRTS ETC OF COT, KNIT	DOZ	25,003
6109100013	MEN'S OR BOYS' T-SHIRTS EX WHITE OF COTTON, KNIT	DOZ	6,129
6109100024	M OR B TANK TOPS, SINGLETES NESOI OF COTTON	DOZ	400
6109100037	WOMEN'S OR GIRLS' UNDERWEAR OF COTTON KNIT CROCHET	DOZ	2,243
6109100042	WOMEN'S OR GIRLS' T-SHIRTS OF COTTON, KNITTED OR C	DOZ	207
6109100070	W/G ARTICLES SIMILAR T-SHIRTS & TANK TOPS COT,KNIT	DOZ	185
6109901090	W/G ARTICLES SIMILAR TO T-SHIRTS, ETC OF MMF, KNIT	DOZ	9,772
6109902025	W/G ARTICLES OTHER THAN T-SHIRTS, ETC OF NESOI KNT	DOZ	3,975
6110100015	MEN'S OR BOYS' SWEATERS WOOL INC CASHMERE, KNIT	DOZ	1,427
6110201020	W OR G SWEATERS OF COT, >=38% FLAX FB KNIT	DOZ	44
6110202022	W OR G SWEATERS OF COTTON NESOI KNIT	DOZ	4,074
6110301070	M/B SWEATERS OF MMF CONT 25% MORE LEATHER, KNIT	DOZ	18
6110900011	M/B SWEATERS OF OTH TEXTILE MATERIAL KNIT & CROCHT	DOZ	46,584
6110900027	W&G SWEATERS OF OT TEXTILE MATERIAL KNIT OR CROCHT	DOZ	252,708
6110900096	W/G PULLOVERS & SIM ART OF OT TEX MAT KT OR CROCHT	DOZ	1,087
6112490000	W/G SWIMWEAR OF OTHER TEXTILE MATERIALS, KNIT	DOZ	1,925
6113000012	W/G GARMENTS NT COATS KNIT IMPREGNATED WITH RBR/PL	DOZ	28,427
6114200000	OTHER GARMENTS OF COTTON, KNITTED OR CROCHETED	DOZ	2,319
6115110000	PANTY HOSE & TIGHT SYN FIB MEAS <67 DCTXSYN, KNIT	DPR	118,138
6115920000	SOCKS & OTHER HOSIERY NESOI OF COTTON, KNIT	DPR	38,230
6115930000	SOCKS & OTHER HOSIERY NESOI OF SYN FIBERS, KNIT	DPR	3,651,874
6116100000	GLOVES IMPREG CTD OR COV W PLAS/RUBBER, KNIT	DPR	6,611
6117200000	TIES, BOW TIES AND CRAVATS, KNITTED OR CROCHETED	DOZ	971
6117800000	OTHER MADE-UP CLOTHING ACCESSORIES, KNITTED OR CRO	DOZ	23
ARTICLES OF APPAREL AND CLOTHING ACCESSORIES,NOT KNITTED OR CROCHETED..... TOTAL			215,553,690
6201135000	M/B OVERCOAT & SMLR ART EX RAINCT MANMADE FIB,N KT	DOZ	878
6201190000	M/B OVERCOATS CARCOATS SMLR ART OT TEX MTRL, NT KT	DOZ	665,674
6201990000	M/B ANORAK SKI JACKET & SMLR ART OT TEX MTRL, N KT	DOZ	37,389
6203110000	MEN'S OR BOYS' SUITS OF WOOL, NOT KNIT	NO	395
6203120000	MEN'S OR BOYS' SUITS OF SYNTHETIC FIBERS, NOT KNIT	NO	7,585
6203293000	MEN'S OR BOYS' ENSEMBLES OT TEXTILE MTRL, NT KNIT	DOZ	1,914
6203330000	M/B SUIT-TYPE JACKETS & BLAZERS SYNTHETIC FIB,N KT	DOZ	819
6203410000	M/B TROUSER OVERALLS BREECHES SHORTS WOOL, NT KNIT	DOZ	1,273
6203424013	M&B TROUSERS,BREECHES BLUE DENIM COT NOT KNT NESOI	DOZ	23,046
6203424017	M&B TROUSERS & BREECHES OF COTTON NOT KNIT NESOI	DOZ	269,930
6203435010	M/B TROUSERS & BREECHES SYN FIB NOT KNITTED NESOI	DOZ	1,140
6203492500	M/B TROUSERS,BREECHES,SHORTS ARTIF FIB NOT KNITTED	DOZ	4,729
6203493000	M/B TROUSER OVERALL SHORT ETC OT TEX MTRL, N KNIT	DOZ	326,900
6204110000	W/G SUITS OF WOOL, NOT KNIT	NO	12,366
6204120000	WOMEN'S OR GIRLS' SUITS OF COTTON, NOT KNITTED OR	DOZ	3,332
6204193000	WOMEN'S/GIRLS' SUITS OTHER TEXTILE MATERIALS, N KT	NO	22,033
6204230000	WOMEN'S OR GIRLS' ENSEMBLES SYNTHETIC FIBERS, N KT	DOZ	53
6204430000	WOMEN'S OR GIRLS' DRESSES SYNTHETIC FIBERS, NT KT	DOZ	3,526
6204490000	WOMEN'S OR GIRLS' DRESSES OT TEXTILE MTRL, NT KNIT	DOZ	13,616
6204622000	W/G OVERALLS OF COTTON, NOT KNITTED, NESOI	DOZ	100
6204624013	W/G TROUSERS ETC COT BLUE DENIM NOT CONT DOWN,N KT	DOZ	81,739
6204624017	W/G TROUSERS ETC OT COTTON NOT CONT DOWN, NOT KNIT	DOZ	3,296
6205100000	MEN'S OR BOYS' SHIRTS OF WOOL, NOT KNIT	DOZ	789
6205202022	MEN'S OR BOYS' DRESS SHIRTS OF COTTON, NOT KNITTED	DOZ	3
6205203000	MEN'S OR BOYS' OTHER SHIRTS OF COTTON, NOT KNITTED	DOZ	89,105
6205302085	MEN'S OR BOYS' DRESS SHIRTS MANMADE FIBERS,NT KNIT	DOZ	4,825
6205900000	MEN'S OR BOYS SHIRTS OT TEXTILE MATERIALS, NT KNIT	DOZ	272,862
6206100000	W/G BLOUSES, SHIRTS AND SHIRT BLOUSES SILK, NT KT	DOZ	12
6206300000	W/G BLOUSES SHIRTS & SHIRT BLOUSES COTTON,NOT KNIT	DOZ	437
6207110000	M/B UNDERPANTS AND BRIEFS OF COTTON, NOT KNIT	DOZ	71,709
6207190000	M/B UNDERPANTS AND BRIEFS OT TEXTILE MTRL,NOT KNIT	DOZ	24,863
6207911000	M/B BATHROBES, DRESSING GOWN ETC COTTON, NOT KNIT	DOZ	2,394
6207995000	M/B SINGLETES & OT UNDERSHIRTS OT TEXTILE MTRL,N KT	DOZ	8,904
6208190000	W/G SLIPS & PETTICOATS OT TEXTILE MATERIALS, N KT	DOZ	17,248
6208290000	W/G NGHTDRESS & PAJAMAS OT TETILE MATERIAL, N KNIT	DOZ	18,924

**TABLE 4 - SHIPMENTS OF MERCHANDISE FROM PUERTO RICO TO THE UNITED STATES,
BY COMMODITY:FISCAL YEAR 1999**

COMM-CODE	COMMODITY AND UNIT OF QUANTITY	QUANTITY	VALUE-\$
6208913000	W/G SNGLET OT UNSHIRT PANTIES ETC COTTON, NOT KNIT	DOZ	99,706 3,650,965
6208920015	W/G BATHROBES DRSSNG GOWN/SMR ART MMF, NOT KNIT	DOZ	1,806 48,982
6208920035	W/G SNGLET OT UNSHIRT PANTIES ETC MANMADE FIB,N KT	DOZ	46,450 453,290
6208992010	W/G NEGLIGEEES, BATHROBES ETC OF WOOL, NOT KNIT	DOZ	3,157 153,493
6208992020	W/G BRIEFS & PANTIES OF WOOL, NOT KNIT	DOZ	9,896 182,769
6208999000	W/G UNSHIRTS PANTIES BATHROBES ETC MANMADE FIB,NKT	DOZ	6,830 507,543
6209300000	BABIES' GARMENTS/CLTHNG ACCESS SYN FIBERS,NOT KNIT	DOZ	608 12,100
6209900000	BABIES' GARMENTS/CLTHNG ACCESS OT TEX MTRL,NOT KNI	DOZ	14,926 80,802
6210100000	GARMENTS OF FABRIC OF FELTS/NONWOVEN, NOT KNIT	DOZ	1,156 105,639
6210501000	OT W/G GARMENT FELTS NONWOVEN MMF FAB, NOT KNIT	DOZ	574 4,638
6211310000	MEN'S OR BOYS' OTHER GARMENTS OF WOOL, NOT KNIT	DOZ	4,187 65,000
6211320000	MEN'S OR BOYS' OTHER GARMENTS OF COTTON, NOT KNIT	DOZ	2,412 250,000
6211330000	MEN'S OR BOYS' OTHER GARMENTS MANMADE FIBERS, N KT	DOZ	83,966 1,717,824
6212100010	BRASSIERES PARTS THEREOF WHTR KNIT OR CROC OF COT	DOZ	827,474 10,946,908
6212100020	BRASSIERES PARTS THEREOF WHTR KT OR CRT OF MM FIB	DOZ	1,840,574 54,011,802
6212100030	BRASSIERES PARTS THEREOF KT O CR EX COT OR MM FIB	DOZ	41,200 1,130,528
6212200010	GIRDLES AND PANTY-GIRDLES OF COTTON	DOZ	10,155 139,984
6212200020	GIRDLES AND PANTY-GIRDLES OF MANMADE FIBERS	DOZ	2,114 37,597
6212900000	BRACES SUSPENDERS GARTERS ART PARTS KT O CT NESOI	DOZ	22,511 680,375
6215100000	TIES, BOW TIES AND CRAVATS, OF SILK OR SILK WASTE	DOZ	64,574 2,818,091
6215200000	TIES BOW TIES AND CRAVATS MANMADE FIBERS, NT KNIT	DOZ	11,080 127,969
6216006000	GLOVES OF OTHER TEXTILE MATERIALS NESOI, NOT KNIT	DPR	8,260 215,268
6217100000	OTH MADE-UP CLOTHING ACCESS PART GAR ACCESS NESOI	DOZ	2 3,000
6217900000	OTH MADE-UP CLOTHING ACCESS PART GAR, PARTS NESOI	DOZ	6,208 134,849
OTHER MADE-UP TEXTILES ARTICLES; NEEDLE CRAFT SETS;WORN CLOTHING AND WORN TEXTILE ARTICLES;RAGS.....			TOTAL 4,349,538
6302210025	OTHER BED LINEN, PRINTED: OF COTTON, SHEETS	NO	37,230 235,854
6302290000	OTH BED LINEN, PRINTED: OF NESOI TEXTILE MATERIALS	NO	1,063 20,000
6302513500	OTH TABLE LINEN: OF COTTON, TABLECLOTHS AND NAPKIN	NO	1,822 25,000
6302800020	TOLIET & KIT LINEN TERRY FAB COT TOWELS: NESOI	NO	2,857 140,000
6302910060	OTHER COT FURNISHINGS NOT PILE OF TUFTED CONSTRUCT	NO	919 3,200
6302930000	OTHER FURNISHINGS OF MAN-MADE FIBERS: NESOI	NO	2,618 26,612
6304110000	OTH FURN ART EXC HEADING 9404 BEDSPRD KNIT/CROCHET	NO	138 2,898
6305900000	SACK & BAG USED FOR PACKING GOODS NESOI TEX MAT	KG	2,433 38,596
6306221000	TENTS OF SYNTHETIC FIBERS BACKPACKING TENTS	NO	815 107,000
6306229000	TENTS OF SYNTHETIC FIBERS, NESOI	KG	4,535 10,000
6306290000	TENTS OF NESOI TEXTILE MATERIALS	KG	4,536 7,000
6307100000	OTH MDE-UP ART INC DRES PATRN FLCTH, DSHCTH, DUSTR	KG	12,940 21,700
6307200000	OTH MDE-UP ART INC DRESS PATTRN LIFEJCKT & LIFEBLT	KG	1 2,800
6307903000	OTH MADE-UP ART INC DRESS PATTERNS: NESOI LABELS	KG	2,925 57,076
6307905000	OTH MD-UP ART INC DRES PTRN NESOI CORSET/F-WRE LAC	KG	999 7,766
6307908910	OTHER MADE-UP ARTICLES, SURGICAL TOWELS	NO	73,920 49,385
6307909925	OTHER MADE-UP NATIONAL FLAGS OF THE U.S.	NO	79,805 697,406
6307909935	OTHER MADE-UP NATIONAL FLAGS OF OTHER NATIONS	NO	2,639 71,388
6307909990	OTHER MADE-UP ARTICLES OF TEXTILE MATERIAL NESOI	KG	291,951 2,788,518
6310100000	USED/NEW RAG, SCRPTWNE & WORN-OT ART TWNE ETC SOR	KG	11,930 25,302
6310900000	USE/NEW RAG, SCRPTWNE & WRN-OT ART TWNE ETC NESOI	KG	15,862 12,035
FOOTWEAR,HEADGEAR,UMBRELLAS, SUN UMBRELLAS,WALKING STICKS, SEATSTICKS,WHIPS,RIDING CROPS AND PARTS THEREOF;PREPARED FEATHERS AND ARTICLES MADE THEREWITH; ARTIFICIAL FLOWERS;ARTICLES OF HUMAN HAIR.....			TOTAL 195,632,543
FOOTWEAR,GAITERS AND THE LIKE; PARTS OF SUCH ARTICLES.....			TOTAL 193,321,554
6401990000	SHOES RUB PLAST NO STITCH NOT OVER ANKLE NESOI	PRS	48,531 924,181
6402913500	FOOTWEAR RUB PLAST STITCH NESOI ANKLE COVER NESOI	PRS	278,341 17,900,541
6402991815	OTH FTWR R/P UPPER>90% R/P TENNIS/BASKETBALL SHOES	PRS	60,893 1,168,051
6403120000	FTWR W/LTHR UPP,SKI,CROSS-CTY & SNOWBOARD BOOTS	PRS	5,412 113,652
6403190000	FOOTWEAR LEA UPPER, SPORTS FOOTWEAR EXC SKI-BOOTS	PRS	199,279 7,468,831
6403200000	FTWR SOL LTHR UPPER LTHR STRAPS AND AROUND BIG TOE	PRS	21,877 889,350
6403300000	FTWR BASE/PLATFORM OF WOOD NOT WITH METAL TOE-CAP	PRS	8,742 349,860

TABLE 4 - SHIPMENTS OF MERCHANDISE FROM PUERTO RICO TO THE UNITED STATES,
BY COMMODITY:FISCAL YEAR 1999

COMM-CODE	COMMODITY AND UNIT OF QUANTITY	QUANTITY	VALUE-\$
6403511000	FOOTWEAR LEA UPPER NESOI LEA O SOL ANK COV MEN	PRS 439	11,000
6403512000	FOOTWEAR LEA UPPER NESOI LEA O SOL ANK COV WOMEN	PRS 204	3,432
6403514000	FOOTWEAR LEA UPPER NESOI LEA O SOL ANKL COV NESOI	PRS 930,120	21,487,737
6403592500	FOOTWEAR LEA UP A SOL NESOI NOT ANK COV MEN	PRS 704,947	25,928,200
6403594500	FOOTWEAR LEA UP A SOL NESOI NOT ANK COV WOMEN	PRS 2,476,760	38,741,117
6403911000	FOOTWEAR LEA UP NONLEA SOL ANKLE COV WORK SHOES	PRS 20,488	662,513
6403911500	FOOTWEAR LEA UP NONLEA SOL ANK TENNIS ETC MEN ETC	PRS 4,596	86,516
6403912000	FOOTWEAR LEA UP NONLEA SOL ANK COV NESOI MEN	PRS 5,150	110,871
6403914000	FOOTWEAR LEA UP NONLEA SOL ANK COV NESOI WOMEN	PRS 506,433	10,571,606
6403918000	FOOTWEAR LEA UP NONLEA SOL ANKCOV NESOI EX MN WOMN	PRS 91,884	1,568,784
6403991500	FOOTWEAR LEA UP NONLEA SOL NOT ANKL HOUSE SLIPPERS	PRS 168	2,844
6403992500	FOOTWEAR LEA UP NONLEA SOL NOT ANKL WORK SHOES	PRS 93,020	2,686,374
6403993500	FOOTWEAR LEA UP NONLEA SOL NOTANK TENNIS MEN ETC	PRS 732	15,372
6403996500	FOOTWEAR LEA UP NONLEA SOL NOT ANKL NESOI WOMEN	PRS 827,639	12,189,625
6403998500	FOOTWEAR LEA UP NONLEA SOL NOT ANK NESOI EX MN WMN	PRS 2,124	21,969
6404110000	FOOTWEAR TEX UP RUBPLAS SOL SPORT SHOES	PRS 8,846	131,443
6404206500	FOOTWEAR TEX UP LEA SOLE EXCEPT FOR MEN AND WOMEN	PRS 13,032	318,743
6405100030	OTH FTWEAR W UPPERS LEATHER/COMPOSITION LEATHER MN	PRS 2,357,510	42,616,124
6405100080	OTH FTWEAR W UPPERS LEATHER/COMPOSITION LEATHER WM	PRS 70,500	1,597,421
6405100090	OTH FTWEAR W UPPERS LEATHER/COMP LEATHER OT PERSON	PRS 1,303	13,950
6405206500	FOOTWEAR NESOI TEX UPPER EXCEPT FOR MEN AND WOMEN	PRS 22,679	594,633
6405909000	OTHER FOOTWEAR OTHER NESOI	PRS 8,788	351,520
6406100000	FOOTWEAR UPPERS AND UPPER PARTS EXCEPT STIFFENERS	X	571,884
6406200000	PARTS OF FTWEAR OUT SLS & HLS OF RUBBER OR PLASTIC	X	15,678
6406999500	FOOTWEAR PARTS NESOI,AND ACCESSORIES ETC NESOI	X	4,208,132
HEADGEAR AND PARTS THEREOF..... TOTAL			2,109,962
6504000000	HATS&OTHR HDGR,PLAITD/ASSEMBLD STRIPS ANY MATERIAL	DOZ 465	11,435
6505100000	HAIR-NETS,ANY MATERIAL,WHETHER OR NOT LINED/TRIMMD	KG 3,213	18,000
6508100010	ATH, REC AND SPORT SAFETY HEADGEAR, LINED OR TRMED	DOZ 14,964	1,810,526
6506910000	OTHER HEADGR OF RUBBER/PLASTICS(INCL BATHING CAPS)	DOZ 1,399	237,700
6506990000	OTHR HEADGR OTHR MATRLS NESOI WHETHER/NOT LINE/TRM	DOZ 551	32,301
UMBRELLAS,SUN UMBRELLAS, WALKING STICKS,SEATSTICKS,WHIPS,RIDING CROPS AND PARTS THEREOF..... TOTAL			45,504
6603908000	PARTS, TRIMMINGS & ACCESS OF HEADING 6601 OR 6602	X	45,504
PREPARED FEATHERS AND DOWN AND ARTICLES MADE OF FEATHERS OR OF DOWN;ARTIFICIAL FLOWERS; ARTICLES OF HUMAN HAIR..... TOTAL			155,523
6701000000	SKINS& OTH PARTS OF BIRDS W FEATHERS EXC 0505	X	2,851
6702100000	PLASTIC ARTIFICIAL FLOWERS, FOLIAGE, & FRUIT & PTS	X	131,931
6704110000	WIGS, COMPLETE OF SYNTHETIC TEXTILE MATERIAL	NO 2,095	20,741
ARTICLES OF STONE,PLASTER,CEMENT, ASBESTOS,MICA OR SIMILAR MATERIALS; CERAMIC PRODUCTS;GLASS AND GLASSWARE..... TOTAL			22,924,506
ARTICLES OF STONE,PLASTER,CEMENT, ASBESTOS,MICA OR SIMILAR MATERIALS..... TOTAL			2,646,250
6802920000	OTHER CALCAREOUS STONE, NESOI	T 2,826	164,575
6802930000	GRANITE, NESOI	T 1	3,600
6804100000	MILLSTONES AND GRINDSTONES FOR MILLNG GRNDG PLPNG	NO 2	11,000
6804210000	OTH MLLSTNS ETC OF AGGLM SYNTHTC OR NAT DIAMOND	NO 751	15,000
6805200000	ABRASIVES ON A BASE OF PAPER OR PAPERBOARD ONLY	KG 8	8,288
6806900050	MXTRS A ART OF HEAT-INSL O SND-ABSRB MIN MTRL NES	X	2,046,888
6807900010	ROOFING AND SIDING OF ASPHALT, OR SIMILAR MATERIAL	KG 13,700	37,000
6809110000	PLSTR BRDS ETC NT ORNA, FCD W PPR O PPRBRD ONLY	KG 37,112	84,000
6810110000	BLDG BLCKS A BRCKS OF CMNT CNCRT ART ST W O N REIN	X	242,900
6815100000	NONELECTRICAL ARTICLES OF GRAPHITE OR CARBON	X	33,019
CERAMIC PRODUCTS..... TOTAL			526,572
6903900050	OTH REFRACTORY CERAMIC GOODS NESOI, NONCLAY	KG 327	82,831

TABLE 4 - SHIPMENTS OF MERCHANDISE FROM PUERTO RICO TO THE UNITED STATES,
BY COMMODITY:FISCAL YEAR 1999

COMM-CODE	COMMODITY AND UNIT OF QUANTITY		QUANTITY	VALUE-\$
6907800000	UNGLAZED CERAMIC FLAGS A PAVING, HEARTH A WALL TLS	M2	156	55,000
6908900000	GLAZED CERAMIC FLAGS A PAVING, HEARTH A WALL TILES	M2	24,623	245,000
6909191000	FERRITE CORE MEMORIES	X		3,760
6910100030	SINKS AND LAVATORIES OF PORCELAIN OR CHINA	NO	260	11,720
6910900000	CERAMIC SANITARY FIXTURES OTH THN OF PORCLN/CHINA	X		60,500
6911105500	TABLE/KITCHENWARE, PORCLN OR CHINA, NT HOTL/RESTNT	DPC	15	19,395
6911900050	HOUSEHOLD ARTICLES OF PORCELAIN OR CHINA, NESOI	X		11,731
6912005000	CERAMIC HOUSEHOLD A TOILET ARTCLS NT PORC NT TBLW	X		16,061
6913100000	STATUETTES AND OTHER ORNMNTL ARTCLS, PORCLN OR CHN	X		4,000
6913800000	STATUTTES A OTH ORNMNTL CERAM ARTCLS NT PORC/CHINA	X		3,472
6914900000	CERAMIC ARTICLES NESOI	X		13,082
	GLASS AND GLASSWARE.....	TOTAL		19,751,684
7002390090	TUBES OF GLASS NESOI, UNWORKED	KG	11,560	80,000
7005100000	FLOAT GLASS ETC IN NONWRD SHTS W ABS/REFL LAYER	M2	2,187	19,883
7006000000	GLS OF 7003-5 BNT,EDG WKD, ENGR,DRL,ENML OTHR ETC	M2	1	8,410
7007290000	LAMINATED SAFETY GLASS, NOT FOR VEHICULAR USE	X		23,000
7010910500	PHARMACEUTICAL CONTAINERS, GLASS, OVER 1 LITER	GRS	70,842	489,798
7010912050	GLSS CONT PERF/TLTR FOR/WTH GRND GLSS STPPRS OV 1	GRS	661	13,200
7010915060	OTH GLASS CONTNRS W/WO CLSRS NT WD MOUTH OV 1 LTR	GRS	16,046	157,714
7010925050	OTH GLSS CONTNRS W/WO CLSRS NT WD MTH OV .33 NOV 1	GRS	273,199	6,803,437
7010930500	PHARMACEUTICAL CNTRS, GLASS, OV 0.15 NOV 0.33 LTR	GRS	12,670	88,676
7010935060	OTH GLSS CONTNRS W/WO CLSRS NT WD MTH OV .15 NOV .33	GRS	217	4,340
7010945000	OTH GLASS CONTNRS W/WO CLOSURES; NOT OVER 0.15 LTR	GRS	4,443	93,311
7013100000	GLASSWR OF GLS-CERAMICS FOR TABLE, KITCHN, OFF ETC	NO	44,668	67,000
7014002000	OTHER OPTCL ELMNTS GLSS NT LNS BLNKS NT OPT WRKD	NO	113,681	227,356
7015900000	CLOCK, WATCH, NONCORRECTIVE GLASS ETC NESOI	X		17,000
7017100000	LAB, HYGIENIC, PHARMACEUT GLSWR, FUSD QURTZ/SILICA	X		1,745,422
7017900010	MICROSCOPE SLIDES A MICRO COVER GLASSES OF GLS NESI	X		9,278,947
7017900050	OTHER LABORATORY, HYGIENIC OR PHARM GLASSWR NESOI	X		365,608
7018100000	GLSS BEADS IMIT PRLS PRC/SMPC ST ETC;ART NT JWLR	X		15,000
7019194000	SLIVERS OF GLASS FIBERS	KG	720	5,902
7019905050	OTHER ARTICLES OF NONWOVEN GLASS FIBRES, NESOI	X		10,519
7020000000	OTHER ARTICLES OF GLASS, NESOI	X		237,160
	NATURAL OR CULTURED PEARLS,PRECIOUS OR SEMIPRECIOUS STONES,PRECIOUS METALS; METALS CLAD WITH PRECIOUS METAL AND ARTICLES THEREOF;IMITATION JEWELRY; COIN.....	TOTAL		43,584,493
	NATURAL OR CULTURED PEARLS,PRECIOUS OR SEMIPRECIOUS STONES,PRECIOUS METALS; METALS CLAD WITH PRECIOUS METAL, AND ARTICLES THEREOF;IMITATION JEWELRY; COIN.....	TOTAL		43,584,493
7102100000	DIAMONDS, UNSORTED	CAR	6,680	2,234,550
7102390010	DIAM EXC IND WRKD NT SET O STRNG NOT OVR 0.5 CARAT	CAR	12	16,056
7102390050	DIAM EXC INDUS WRKD NT SET O STRNG OV 0.5 CARAT EA	CAR	65	86,800
7105900000	DUST A PWDER OF NAT OR SYN STONES, NESOI	KG	13	10,000
7106100000	SILVER POWDER	GM	221,945	73,485
7106920000	SILVER, SEMIMANUFACTURED	GM	50,212,345	10,042,459
7106110000	GOLD POWDER, NONMONETARY	GM	27,452	363,062
7110110000	PLATINUM, UNWROUGHT OR POWDER	GM	7,376	81,122
7110210000	PALLADIUM, UNWROUGHT OR IN POWDER FORM	GM	1,432,725	2,035,488
7112200000	PLAT WST A SCRP NT CNTNG OTH PREC MTL	GM	20,415,215	60,153
7112900000	PRECIOUS METAL NESOI WASTE AND SCRAP	GM	495,015,111	1,716,480
7113190000	JEWELRY AND PARTS THEREOF, OF OTH PRECIOUS METAL	X		13,485,596
7113200000	JEWELRY AND PARTS, BASE METAL CLAD W PREC METAL	X		460,000
7114115100	SILVER KNIVES, FORKS, SPOONS OR LADLES, INCL SETS	PCS	651,276	9,869,217
7114115500	SILVER HOUSEHOLD ARTICLES AND PARTS, NESOI	X		110,540
7114117000	SILVER ARTS NESOI	X		115,177
7114190000	ARTLS OF GLD OR PLAT NESOI	X		3,141
7114200000	GOLD/SILVER -SMITHS' ARTCLS A PRTS, BS MTL CL W PM	X		939,298
7115900000	OTH PREC METL ARTCLS OR ARTCLS CLAD W PM, NESOI	X		25,891
7116201000	JEWELRY OF PRECIOUS OR SEMIPRECIOUS STONES	X		10,300
7116204050	ARTICLES OF PRECIOUS OR SEMIPREC STONES, NT JEWELRY	X		10,000
7117110000	CFF LNKS A STDS BS MTL WHTHR OR NT PLTD W PRC MTL	X		955,369
7117190000	OTH IMITATION JEWELRY, BASE METAL, INC PR MTL PLTD	X		569,744
7117900000	IMITATION JEWELRY NOT OF BASE METAL	X		316,565

TABLE 4 - SHIPMENTS OF MERCHANDISE FROM PUERTO RICO TO THE UNITED STATES,
BY COMMODITY:RSCAL YEAR 1999

COMM-CODE	COMMODITY AND UNIT OF QUANTITY	QUANTITY	VALUE-\$
BASE METALS AND ARTICLES OF BASE METAL.....		TOTAL	100,888,035
IRON AND STEEL.....		TOTAL	7,834,309
7204100000	CAST IRON WASTE AND SCRAP	T	28,507
7204210000	STAINLESS STEEL WASTE AND SCRAP	T	205
7204290000	ALLOY STEEL WASTE AND SCRAP NOT STAINLESS	T	4,919
7204300000	TINNED IRON OR STEEL WASTE AND SCRAP	T	19
7204490020	NO 1 HEAVY MELTING STEEL SCRAP	T	2
7204490080	CUT PLATE AND STRUCTURAL STEEL SCRAP	T	5
7204500000	REMELTING SCRAP INGOTS, FERROUS SCRAP	T	21
7205290000	POWDERS, IRON OR NONALLOY STEEL	T	1
7206900000	IRON AND NONALLOY STEEL, PRIMARY FORMS NOT INGOTS	KG	449,971
7207200000	SMFD IRN OR NONALLOY STL, .25 PCT OR MORE CARBON	KG	1,011
7210300030	FLT RLD HI-STRNGH STL>=600MM,ELECTROLYTIC PLATE ZINC	KG	18,141
7210300060	FLAT RLD IRON/STL >=600MM,ELECTROLYTIC PLATED ZINC	KG	87,983
7213990000	BAR&ROD IRON/STL >=14MM DIAM,COIL,HOT-ROLLED,NESOI	KG	20,412
7216990000	ANGLES, SHAPES, SECTIONS IRON/NONALLOY STEEL NESOI	KG	2,500
7217107510	WIRE IRON/STL NALLOY >=.6%CARBON NOT PLATED/COATED	KG	13,313
7222400000	ANGLES, SHAPES, AND SECTIONS OF STAINLESS STEEL	KG	449,915
7223000000	WIRE OF STAINLESS STEEL	KG	8,984
7224900000	SEMIFINISHED PRODUCTS OF OTHER ALLOY STEEL	KG	18,001
7228605000	OTHR BARS/RODS,OTH ALLOY STEEL,NOT TOOL STL, NESOI	KG	13,406
ARTICLES OF IRON OR STEEL.....		TOTAL	25,114,109
7301100000	SHEET PILING OF IRON OR STEEL	KG	45,661
7301205000	ANGLES, SHAPES AND SECTIONS, WELDED, ALLOY STEEL	KG	377
7302900000	RAILWAY OR TRAMWAY TRACK CONSTR MATRL OF IOS NESOI	KG	21,047
7304390000	OTH IOS NA PS TB HLW PFL SMLS CIR CS NT CLD-WRKD	KG	20,408
7304490040	OTH SS TB PS HP SMLS CIRC CS NT COLD-WRKD NT HLW B	KG	12,782
7306208000	TUBING OF ALLOY STEEL NOT SEAMLESS NESOI	KG	18,089
7307199090	OTHER CAST FITTINGS, NESOI, OF IRON OR STEEL	KG	113
7307210000	STAINLESS STEEL FLANGES	KG	102
7307230000	STAINLESS STEEL TUBE OR PIPE BUTT WELDING FITTINGS	KG	287,197
7307290000	STAINLESS STEEL TUBE OR PIPE FITTINGS NESOI	KG	1,497
7307992000	OTHER FITTINGS NESOI OF IRON OR NONALLOY STEEL	KG	11,771
7308100000	BRIDGES AND BRIDGE SECTIONS OF IRON OR STEEL	KG	2,337
7308300000	DRS, WNDWS A FRMS A THRSHLDS FR DRS, IRON OR STEEL	KG	47,663
7308400000	EQUIP SCAFFLDNG SHUTTRNG PROPPNG O PIT-PROPPNG IOS	KG	11,432
7308909030	SHEET-METAL ROOFNG SIDING FLRNG ETC, IRON OR STEL	KG	64,749
7308909090	STRUCTURES AND PARTS ETC NESOI IRON OR STEEL	KG	29,982
7309000030	TANKS, IOS CAP OV 300L NT INS NT MCH THRML NF GAS	NO	68
7309000090	RESVRS VTS A SIM CNTNRS IOS CAP OV 300L NF GASES	NO	4,527
7310100010	EMPTY STL DRMS A BBLs CAP OVR 50L, UND 300 LTRS	NO	416,885
7310100050	TANKS CASKS CANS BOXES ETC NES IR/ST CAPAC 50-300L	X	
7310210000	CANS TO BE SOLDERED/CRIMPED CLOSED IR/ST UN 50 LTR	NO	37,500
7310290000	TANKS GSKS DRMS GNS BXS ETC IOS NESOI UND 50 LTR	NO	9,984
7311000000	CONTNRS FR CMPRSSD O LQFD GAS OF IRON O STEEL	NO	1,031
7312102500	STRND WR IOS FTD W FTNGS OR MD UP INTO ARTCLS	KG	24,254
7312103015	STRANDED WIRE FOR PRESTRESSNG CONCRETE IRN/ST EXSS	KG	9,000
7312105500	RPS CBL CRDG NT STRD WR IOS FTD/FTNGS O MD TO ARTC	KG	100,383
7312108500	RPS CBL CRDG NT STRD WR NESOI O IRN O STL	KG	11,654
7312900000	PLAIED BANDS, SLINGS ETC, IRON OR STEEL NESOI	KG	12,463
7314410000	OTH GRILL, NETTG FNGG IOS CTD/PL W ZN NESOI NT WLD	KG	5,323
7315826000	WELDED LINK CHAIN OF IRON OR NONALLOY STEEL NESOI	KG	596
7315900000	PARTS OF IRN/STL CHAIN EXC ARTICULATED LINK CHAIN	KG	3,316
7316000000	ANCHORS, GRAPNELS AND PARTS THEREOF, OF IRON/STEEL	X	
7318140000	SELF-TAPPING SCREWS OF IRON OR STEEL	KG	56
7318152000	BOLTS W/O THEIR NUTS O WSHRS, OF IRON OR STEEL	KG	28,274
7318159000	THREADED FASTENERS NESOI OF IRON OR STEEL	KG	20,475
7318160000	NUTS OF IRON OR STEEL	KG	6,911
7318190000	THREADED ARTICLES OF IRON OR STEEL, NESOI	KG	21,553
7318210000	SPRING WASHERS AND OTH LOCK WASHERS, IRON OR STEEL	KG	2,995
7318220000	WASHERS OTHER THAN LOCK WASHERS, IRON OR STEEL	KG	8,314
7319900000	KNITTING NEEDLES AND SIMILAR ARTICLES, IRN/STL NES	X	
7320205000	HELICAL SPRINGS NT FR MOTOR-VEHCL SUSP IRON OR STL	KG	5
7320905030	SPRINGS OF IRON OR STEEL WIRE, NESOI	KG	2,773
7321820000	NONELC DOM APPL NESOI IOS LIQUID FUEL	NO	19,326

TABLE 4 - SHIPMENTS OF MERCHANDISE FROM PUERTO RICO TO THE UNITED STATES,
BY COMMODITY:FISCAL YEAR 1999

COMM-CODE	COMMODITY AND UNIT OF QUANTITY		QUANTITY	VALUE-\$
7322190000	RADIATORS FOR CNTRL HTNG AND PARTS, IOS EXC CSTIRN	X		3,939
7323100000	IOS WOOL, SCOURING PADS, GLOVES ETC, IRON OR STEEL	KG	227	5,000
7323910000	TBL KTCHN OTH HH ARTCLS A PTS CST IRN NT ENMLD	X		48,000
7323930010	STAINLESS STEEL COOKING AND KITCHENWARE	NO	5,418	16,938
7323930080	TBL KTCHN OTH HH ARTCLS A PTS NESOI OF STNLS STEEL	KG	468	17,000
7324290000	BATHS OF IRON OR STEEL, OTHER THAN CAST IRON	NO	415	25,000
7324900000	OTHER SANITARY WARE, INCLUDING PARTS, IRN/ST NESOI	X		100,000
7326190000	OTH ARTIC IOS FRGD OR STMPD, NT FURTH WRKD, NESOI	KG	19,856	111,277
7326200000	ARTICLES OF IRON OR STEEL WIRE NESOI	X		6,300
7326901000	OTHER ARTICLES OF TINPLATE, NESOI (NOT HOUSEHOLD)	X		35,000
7326906000	OTH ARTIC IOS, CTD OR PLTD W PREC METAL, NESOI	X		2,880
7326908505	RODS FOR ELECTRICAL GROUNDNG	KG	478	10,894
7326908595	OTHER ARTICLES OF IRON OR STEEL NOT WIRE NESOI	KG	7,906	152,890
	COPPER AND ARTICLES THEREOF.....	TOTAL	5,170,897	8,255,617
7401200000	CEMENT COPPER (PRECIPITATED COPPER)	KG	849	9,168
7402000000	UNREFND CPPR; CPPR ANODS F ELCTROLTC REFINING	KG	3,247	5,000
7404000020	WASTE AND SCRAP OF REFINED COPPER	KG	1,831,521	2,366,361
7404000062	WASTE AND SCRAP, BRASS, 0.3 PERCENT OR LESS LEAD	KG	35,026	56,355
7404000080	OTHER COPPER ALLOY WASTE AND SCRAP, NESOI	KG	2,737,540	4,360,828
7407100000	BAR, RODS AND PROFILES OF REFINED COPPER	KG	56,826	82,628
7408118000	RF CU WIRE, MAX CRSS-SCTNL DIMEN OV 6MM TO 9.5MM	KG	1,912	3,782
7408190000	REF CU WIRE W MAX CRS-SCTN UNDER 6 MM	KG	55,613	82,563
7408210000	WIRE OF COPPER-ZINC BASE ALLOYS (BRASS)	KG	16,363	36,031
7408290000	WIRE OF OTHER COPPER ALLOYS, NESOI	KG	142,904	436,500
7409190000	PLATES SHEETS STRP REFIND COPPR OV.15MM TH NT COIL	KG	20,767	74,931
7409210000	PLATES SHEETS STRIP OF BRASS OV.15MM THCK IN COILS	KG	7,900	42,331
7409290000	PLATES SHEETS STRIP OF BRASS OV.15MM THCK NT COILS	KG	34,971	68,602
7413009000	STR W ETC OF CU NT INS; W FTTGS OR MDE INTO ARTCLS	KG	24,042	40,000
7414200000	CLOTH OF COPPER WIRE	KG	839	34,296
7414900000	OTH CU WIRE CLTH GRLL & NTTNG; EXPANDED MTL OF CU	KG	7,712	111,091
7415100000	CU NLS TCKS DRW PNS STAPLES A SIM ART OR W CU HDS	KG	651	2,600
7419910010	BRS PLMBG GDS NESOI CST STMPD FRGD NT FRTHR WORKED	KG	19,109	37,000
7419995010	BRASS PLUMBING GOODS NESOI	KG	19,822	45,000
7419995500	OTHER ARTICLES OF COPPER, NESOI	KG	153,283	360,554
	NICKEL AND ARTICLES THEREOF.....	TOTAL	40,221	1,648,200
7507200000	TUBE OR PIPE FITTINGS OF NICKEL	KG	20,412	171,295
7508100000	CLOTH, GRILL AND NETTING OF NICKEL WIRE	KG	403	13,682
7508900000	OTHER ARTICLES OF NICKEL, NESOI	KG	19,406	1,463,223
	ALUMINUM AND ARTICLES THEREOF.....	TOTAL		48,818,701
7601100000	UNWROUGHT ALUMINUM, NOT ALLOYED	KG	268,445	325,095
7601209045	OTH UNW AL ALLOY OF UNIFM C-S THRU IT LNTH NT COIL	KG	160,686	231,183
7601209075	ALUM AL REMLT SCRP INGT	KG	39,601	39,640
7602000030	ALUMINUM USED BEVERAGE CONTAINER SCRAP	KG	11,811,889	12,577,354
7602000090	AL WASTE AND SCRAP OTHER THAN USED BEV CONT SCRAP	KG	12,234,367	15,107,719
7604101000	ALUMINUM PROFILES NOT ALLOYED	KG	74	3,905
7604210000	ALUMINUM ALLOY HOLLOW PROFILES	KG	340	3,000
7604291000	ALUMINUM ALLOY PROFILES NOT HOLLOW	KG	6,082	31,000
7606113060	ALUM PLT SHT STRP REC/SQ NAL NT CL OV.2-6.3MM THK	KG	67	3,332
7607113000	AL FOIL NT BCKD RLD NT OV 0.01MM THK	KG	3,852	80,812
7607116000	AL FL NT BCKD ETC OV 0.01MM BT NT OV 0.15 THCK	KG	740	12,728
7607119000	ALUM FOIL NT BCKD NT OV 0.2MM THK NESOI	KG	648	3,402
7607190000	ALUMINUM FOIL NOT BACKED NOT OVR .2MM THCK, WORKED	KG	2,054	52,768
7608100090	AL TBS A PPS EXC SMLSS NT ALLOYED	KG	183,990	4,466,593
7609000000	ALU TUB OR PIP FIT (COUPLINGS ELBOWS SLEEVES)	KG	1,361	7,000
7610100000	ALU DOR WIN AND THEIR FRA AND THRES FOR DOORS	KG	17,781	56,498
7610900020	OT AL SHT-MET ROOF SID FLR AND RF GUT A DRA EQUIP	KG	32,492	100,000
7610900050	OTH ALUM STRCTRS A PRTS; AL PLTS TBS ETC FOR STRTR	KG	7,879	28,101
7611000030	ALUMINUM TANKS W CPCTY EXCEEDING 300 LITERS	NO	11	330,000
7612100000	ALUMINUM COLLAPSIBLE TUBULAR CONTAINERS NT OV 300L	NO	370,772	259,982
7612901030	ALUM CANS OF A CAPACITY NT EXCDG 355 ML	NO	15,536,732	1,303,756
7612901060	OT AL CN OF A CP EX 355ML BU LS TH 3.8 LITERS	NO	2,069,589	212,396
7612909000	OTHER ALUMINUM CONTAINERS CAPACITY 3.8-300 LITERS	NO	44,190	51,812
7613000000	ALUMINUM CONTAINERS FOR COMPRESSED OR LIQUEFID GAS	NO	121	28,996
7614100000	STRANDED WIRE ETC OF ALUMINUM WITH STEEL CORE	KG	12,346	158,789

**TABLE 4 - SHIPMENTS OF MERCHANDISE FROM PUERTO RICO TO THE UNITED STATES,
BY COMMODITY-FISCAL YEAR 1999**

COMM-CODE	COMMODITY AND UNIT OF QUANTITY	QUANTITY	VALUE-\$
7614905000	STR WIRE ETC W/O ST CR FTTD OR MADE INT ARTCLS	KG 2,065	13,500
7615110000	ALUM POT SCOURS, SCOURING/POLISHING PADS/GLOVES, ETC	KG 189	6,351
7615192000	ALUM CKG KITCHNR CST NT SCOURRS/PLSHNG PDS, AND PTS	NO 11,343	40,000
7615194000	ALUM CKNG KITCHNR NT CAST NT SCOURRS/POL PDS,& PTS	NO 8,312	18,904
7615199000	ALUM TBLE KITCHN OTH HSHOLD ARTCLS AND PTS THEREOF	KG 2,551,628	9,816,748
7615200000	ALUMINUM SANITARY WARE AND PARTS THEREOF	KG 7,804	329,947
7616108000	ALUMINUM COTTRS, COTTR-PNS, WASHRS A SIMLR ARTCLS	KG 5,171	150,000
7616995060	ALUMINUM CASTINGS	KG 168	3,500
7616995086	ARTICLES OF ALUMINUM NESOI	KG 67,725	163,882
	LEAD AND ARTICLES THEREOF..... TOTAL	1,512,083	581,466
7802000030	LEAD WASTE SCRAP OBTAINED FR LEAD-ACID STORAGE BAT	KG 40,114	13,864
7802000060	LEAD WASTE OTH THAN OBTAINED FRM LEAD-ACID STG BAT	KG 1,408,329	511,602
7804190000	LEAD PL SH STR FL OVR 0.2 MM THICK	KG 62,650	56,000
	ZINC AND ARTICLES THEREOF..... TOTAL	72,974	21,650
7902000000	ZINC WASTE AND SCRAP	KG 72,974	21,650
	TIN AND ARTICLES THEREOF..... TOTAL	9,950,370	1,115,925
8002000000	TIN WASTE AND SCRAP	KG 9,658,775	817,056
8004000000	TIN PLATES, SHEET AND STRIP OVER 0.2 MM THICK	KG 293,471	293,000
8006000000	TIN TUBES AND PIPES INCLDG PIPE A TUBE FITTINGS	KG 124	5,889
	OTHER BASE METALS; CERMENTS; ARTICLES THEREOF..... TOTAL	3,887	144,640
8101830000	TUNGSTEN WIRE	KG 57	7,728
8105900000	COBALT, WROUGHT, AND ARTICLES THEREOF	KG 3,830	136,912
	TOOLS, IMPLEMENTS, CUTLERY, SPOONS AND FORKS, OF BASE METAL; PARTS THEREOF OF BASE METAL..... TOTAL		1,008,841
8201900000	OTH HNDTLS FR AGRIC, FRSTRY A PRTS, BS MTL	X 15,200	
8203100000	FILES, RASPS AND SIMILAR TOOLS, OF BASE METAL	DOZ 3,206	45,079
8203206060	PNCRS A SMLR TLS EX PLRS O TWZRS, BS MTL	X 22,000	
8203400000	PP CTRRS BLT CTRRS PERFT PNCHS SMLR A PTS, BS MTL	X 41,335	
8205100000	DRILLING, THREADING OR TAPPING TOOLS A PTS, BS MTL	X 80,000	
8205510000	HOUSEHOLD TOOLS AND PARTS THEREOF, BASE METAL	X 13,125	
8205599000	HANDTOOL INCL GLASS CUTTER & PARTS BASEMETAL NESOI	X 115,000	
8205700090	CLAMPS AND SIMILAR HANDTOOLS, NOT VISES, AND PARTS	X 2,888	
8207195030	ROCK DRILLING/EARTH BORNG TOOLS, BSE MTL, NESOI, PTS	X 20,000	
8207200000	DIES DRW O EXTR MTL A PTS THRF	X 13,500	
8207303000	PRSG STMPG PNCH TLS STBL F CTG MTL A PT	X 29,874	
8207306030	STMPG DIES A PTS NT SUTBL F CTG MTL	X 101,014	
8207308090	TLS PR ST PU NESOI NT MTL CTG	X 140,798	
8207400000	TOOLS FOR TAPPING OR THREADING, PTS, OF BS MTL	X 4,916	
8207508000	TOOLS FOR DRILLING, NESOI, AND PARTS THEREOF	X 10,000	
8207907570	INTRCHBL TLS FOR HND O MCH TLS, BASE MTL PRTS THRF	X 32,958	
8210000000	HND-OP MECH APPL 10KG OR LSS, FD/DRK PRP/CON/SRV PT	X 7,252	
8212100000	RAZORS	NO 1,025,084	101,490
8212200000	SAFETY RAZOR BLADES AND BLADE BLANKS IN STRIPS	NO 10,625,002	170,000
8214200000	MNCR OR PDCR STS A INSTMNTS INC NL FLS A PTS	X 10,414	
8215990000	SPNS FRKS LDLS ETC, BS MTL PTS, NT PRC MTL PLT, NT ST	X 32,000	
	MISCELLANEOUS ARTICLES OF BASE METAL..... TOTAL	694,215	8,342,577
8301300000	BASE METAL LOCKS OF A KIND USED FOR FURNITURE	KG 22,858	23,000
8301406030	DOOR LOCKS, LOCKSETS AND OTH BS MTL LOCKS FR DOORS	KG 100	10,000
8302104030	HINGES AND PARTS, BASE METAL, FOR DOORS	KG 882	47,079
8302104090	OTHER HINGES AND PARTS THEREOF OF BASE METAL NESOI	KG 35,941	80,000
8302300000	OTH BS METL MOUNTNGS FTTNGS ETC FOR MOTOR VEHICLES	KG 35,623	420,638
8302418035	OTH BASE METL MOUNTNGS FTTNGS ETC FOR DOORS	KG 19,261	94,327
8302418075	OTH BS METL MNTNGS FTTNGS ETC FOR BUILDINGS, NESOI	KG 2,283	18,501
8302420000	OTH BASE METL MOUNTNGS FTTNGS ETC FOR FURNITURE	KG 66,255	154,617
8302494500	OTH BS METL MNTNGS, FTTNGS ETC FOR VEHICLES	KG 1,428	24,944
8302497500	OTHER BASE METAL MOUNTINGS, FITTINGS ETC, NESOI	KG 29,545	138,533
8302500000	HAT-RACKS HAT PEGS BRCKTS ETC PARTS, BASE METAL	KG 16,331	2,592,403

TABLE 4 - SHIPMENTS OF MERCHANDISE FROM PUERTO RICO TO THE UNITED STATES,
BY COMMODITY:FISCAL YEAR 1998

COMM-CODE	COMMODITY AND UNIT OF QUANTITY	QUANTITY	VALUE-\$
8303000000	SAFES, CASH OR DEED BOXES ETC A PRTS, BASE METAL	KG 4,326	16,479
8304000000	OFFICE AND DESK EQUIP A PRTS, OF BASE METAL	KG 19,515	128,625
8307900000	FLEXIBLE TUBING OF BASE METAL NOT IRON OR STEEL	KG 31	20,780
8308100000	HOOKE, EYES AND EYELETS, OF BASE METAL	KG 672	8,075
8308908000	CLSPS, FRMS W CLSPS ETC BDS A SPNGLS, BASE METAL	KG 1,652	29,565
8308900000	STOPPERS, CAPS, LIDS, SEALS ETC NES, PRTS, BS METL	KG 158,654	523,334
8311303000	LEAD-TIN SOLDERS (COATED RODS AND CORED WIRE)	KG 7,982	14,832
8311306000	COATED RODS A CORED WIRE, BS METL, NES FR SOLDRE ET	KG 5,543	27,491
8311900000	WIRE ETC CTD/CRD W FLUX FR WLD ETC A PRTS NESOI	KG 265,333	3,969,354
	MACHINERY AND MECHANICAL APPLIANCES; ELECTRICAL EQUIPMENT;PARTS THEREOF; SOUND RECORDERS AND REPRODUCERS, TELEVISION IMAGE AND SOUND RECORDER, AND REPRODUCERS, AND PARTS AND ACCESSORIES OF SUCH ARTICLES.....	TOTAL	5,394,473,180
	NUCLEAR REACTORS,BOILERS,MACHINERY AND MECHANICAL APPLIANCES; PARTS THEREOF.....	TOTAL	3,759,429,369
8404100050	AUX PLANT FOR USE WITH BLRS HDG 8402-8403,NOT ECON	T 5	62,268
8404200000	CONDENSERS FOR STEAM OR OTHER VAPOR POWER UNITS	T 5	38,400
8405100000	PRODUCER GAS,WTR GAS,ACETYLENE GAS,WTR PRO GAS GEN	X 1	10,358
8406101000	STEAM TURBINES FOR MARINE PROPULSION	NO 1	150,000
8406900040	PARTS FOR STEAM TURBINES	X 32,425	12,000
8406900080	PARTS FOR OTHER THAN STEAM VAPOR TURBINES	X 12,000	43,000
8407100060	SPK-IGN RECIP OR ROT INT COMB PST A/C ENG, USED	NO 3	16,400
8407100090	SPK-IGN REC OR ROT INT COM PST TYP A/C ENG EXC CIV	NO 1	576,317
8407210000	OUTBOARD ENGINES FOR MARINE PROPULSION	NO 95	22,180
8407290050	INBOARD ENG WITH INBOARD DRIVE F MARINE PROPULSION	NO 2	19,000
8407322000	SP-IG ENG F RD TR,BUS,AUTO,TRUCK, >50 BUT =<250 CC	NO 66	156,000
8407332000	SP-IG ENG F RD TR,BUS,AUTO,TRCK,>250 BUT =<1000CC	NO 12	37,000
8407901010	SPK-IG PST ENG, NESOI, AG, HO, MC N/E 37.3KW	NO 2	410,000
8408205000	DIESEL ENG FOR VEHICLES OF CHAPTER 87, NESOI	NO 28	2,580
8409100040	PARTS FOR SPARK-IG OR COMP-IG PST ENG FOR CIV A/C	KG 114	18,396,718
8409100080	PARTS FOR SP-IG OR COMP-IG FOR USE IN A/C EX CIVIL	KG 382,123	4,322,701
8409914000	PARTS F SPARK IGN ENG F RD TR, BUS, AUTO OR TRUCKS	KG 126,742	5,178
8409916000	PARTS F SPARK IG ENG FOR MARINE PROPULSION	KG 26	1,823,527
8409918000	PARTS FOR SPARK-IG PISTON ENG, NESOI	KG 79,496	33,196,983
8409994000	PARTS F DIESEL ENG F ROAD TR, BUS, AUTO, TRUCK	KG 1,538,217	723,587
8409998000	PARTS FOR DIESEL ENGINES, NESOI	KG 20,845	138,950
8410110000	HYDRAULIC TURBINES,WATER WHEELS, NOT OV 1,000 KW	NO 10	150,000
8410130000	HYDRAULIC TURBINES AND WATER WHEELS POWER>10,000KW	NO 1	3,000
8411114050	TURBOJET A/C TURBINES EXC CIVIL, THRUST =< 25 KN	NO 1	126,000
8411828000	GAS TURBINE ENG,EXC A/C,NESOI, POWER EXCEED 5,000K	NO 4	43,750
8411914000	PARTS OF NONAIRCRAFT TURBOJETS AND TURBOPROPELLERS	X 9,661	707,280
8411917010	PARTS OF TURBOJET & TURBOPROPELLER A/C ENG,CIVIL	X 149,513	152,814
8411994000	PARTS OF NONAIRCRAFT GAS TURBINES	X 152,814	9,920
8411997010	PARTS OF GAS TURBINE A/C ENGINES F CIVIL A/C	X 31	22,000
8411997050	PARTS OF GAS TURBINE A/C ENG, EXC CIVIL A/C	X 3,500	17,572
8412100080	REACTION ENGINES EXCEPT MISSILE AND ROCKET ENGINES	NO 116	127,950
8412298075	HYDRAULIC POWER ENGINES AND MOTORS, NESOI	NO 23	75,930
8412909050	PARTS OF REACTION ENGINES OTHER THAN TURBOJETS	X 1	3,952
8412909080	PARTS OF ENGINES AND MOTORS, NESOI	X 1	15,104
8413110000	PUMPS FOR DISPENSING FUEL OR LUBRICANTS,GARAGE USE	NO 98	150,000
8413190000	PUMPS FITTED WITH MEASURING DEVICE, NESOI	NO 1	3,000
8413500010	OIL WELL AND OIL FIELD PUMPS, RECIP POSITIVE DISPL	NO 20	182,650
8413600030	HYDRAULIC FLUID POWER PUMPS, ROTARY POSITIVE DISPL	NO 1	21,499
8413702005	CENT PMP LIQ,SING-STG,SING-SUC,CLOS-COUP,DIS5.08CM	NO 46,796	47,105
8413810030	HOUSEHOLD WATER SYST,SELF-CONTAIN; WINDMILL PUMPS	NO 3	69,700
8413810040	PUMPS FOR LIQUIDS, NESOI	NO 9	204,988
8413911000	PARTS OF FUEL-INJECTION PUMPS FOR COMP-IGNIT PUMPS	NO 1	2,936
8413918520	PARTS, NESOI, OF PUMPS FOR LIQUIDS	X 2	7,000
8414100000	VACUUM PUMPS	NO 54	4,500
8414308090	COMPRESSORS, REFRIGERATING & AIR-CONDITION, AMMONI	NO 1	69,700
8414400000	AIR COMPRESSORS MOUNT ON WHEEL CHASSIS FOR TOWING	NO 3	204,988
8414510010	FANS FOR PERMANENT INSTALLATION,ELEC MOTOR =< 125W	NO 9	2,936
8414510090	FANS, NOT PERM INST,SLF-CONT ELEC MTR N/E 125 W	NO 1	7,000
8414593000	TURBOCHARGES,FAN TYPE, FOR MOTOR VEHICLES	NO 2	

TABLE 4 - SHIPMENTS OF MERCHANDISE FROM PUERTO RICO TO THE UNITED STATES,
BY COMMODITY FISCAL YEAR 1989

COMM-CODE	COMMODITY AND UNIT OF QUANTITY		QUANTITY	VALUE-\$
8414596040	FANS AND BLOWERS FOR MOTOR VEHICLES, NESOI	NO	44	68,901
8414599080	FANS, NESOI	NO	583	2,227,772
8414800500	TURBO CHARGERS AND SUPERCHARGERS, COMPRESSOR TYPE	NO	11	85,151
8414801542	AIR COMPRES,RECIP,STATIONRY, EXC 11.19KW N/E74.6KW	NO	2	53,650
8414801590	AIR COMPRESSORS, PORTABLE, NESOI	NO	1	6,630
8414901080	PTS OF FANS(BLOWERS) & VENT OR RECYCL HOODS, NESOI	X		6,887
8414902080	PARTS OF COMPRESSORS, NESOI	X		170,453
8414909000	PARTS OF AIR OR VACUUM PUMPS, NESOI	X		2,521
8415100040	AIR-CONDITIONERS,WIND/WALL,SELF-CONTAIN <2.93KW/HR	NO	132	138,953
8415810030	AIR-COND,INC REF & VAL FOR REV COOL/HEAT, EXC S-CO	NO	37	196,000
8415820005	AR-CND,SLF-CNTN,RMT COND,EXC YR-ROUND <17.58KW/HR	NO	19	9,500
8415820035	CENTRL STATION AIR HANDLRS USED WITH WATER CHILLER	NO	4	74,513
8415820040	ROOM,CENTRL STAT AAC UNITS USED WITH WATER CHILLER	NO	2	8,000
8415830090	AIR COND MACHS NOT INCORPORAT A REFRIG UNIT, NESOI	NO	1	3,368
8415909000	PARTS, NESOI, OF AIR CONDITIONING MACHINES	X		34,784
8416900000	PARTS OF FURNACE BURNERS	X		170,640
8417900000	PARTS OF IND OR LAB FURN & OVEN,INCINERAT, NONELEC	X		67,250
8418100020	REFRIG-FREEZ COMB,SEP EXT DRS,COMP,VOL184<269LITER	NO	5	3,925
8418100040	REFRIG-FREEZ COMB,SEP EXT DRS, COMP,VOL382 LTS&>	NO	13	201,384
8418290000	REFRIGERATORS, HOUSEHOLD TYPE, NESOI	NO	2,911	319,563
8418400000	FREEZERS,UPRIGHT,CAPACITY NOT EXCEED 900 LITERS	NO	728	118,110
8418500080	REFRIGERATING DISPLAY COUNTERS, CABINETS,SHOWCASES	NO	15	75,000
8418610040	FINNED COIL COMPRESSION TYPE HEAT EXCHANGERS	NO	18,956	296,126,970
8418610080	HEAT EXCHANGERS, COMPRESSION TYPE, NESOI	NO	13	192,713
8418690015	ICEMAKING MACHINES, NESOI	NO	2	94,500
8418690095	REFRIG OR FREEZING EQUIP, EXCEPT HOUSEHOLD, NESOI	NO	609	228,958
8418990005	REFRIGERATION CONDENSING UNITS, NOT EXCEEDING 746W	NO	4	11,213
8418990050	PARTS OF REFRIG-FREEZ,SEP EXT DOOR & HOUSE REFRIG	X		9,614
8418990060	PARTS,REFRIG,FREEZERS & OTHER REFRIG ORFREEZ EQUIP	X		10,213,819
8419190080	INSTANTANEOUS OR STORAGE WATER HEATERS,NESOI,NELEC	NO	30	9,627
8419200000	MEDICAL, SURGICAL OR LABORATORY STERILIZERS	NO	66	247,776
8419390080	DRYERS, TREATMENT OF MATERIALS, TEMP CHANGE, NESOI	NO	3	67,500
8419811000	MICROWAVE OVENS FOR COOK OR HEAT FOOD, INDUSTRIAL	NO	402	36,703
8419819080	IND MAC OR EQUIP FOR MAKE HOT DRINK,COOK,HEAT FOOD	NO	2	50,000
8419895075	IND MAC,PLANT,EQUIP,TREAT OF MATERL,TEMP CHG,NESOI	NO	14	103,180
8419909500	PARTS F MCH OR EQUIP F TREAT MTL BY TEMP CHG,NESOI	X		225,760
8421210000	WATER FILTERING OR PURIFYING MACHINERY & APPARATUS	NO	1,128,086	9,113,315
8421220000	BEVERAGE FILTERING OR PURIFYING MACH & APPARATUS	NO	4,716	8,487,202
8421230000	OIL OR FUEL FILTERS FOR INTERNAL COMBUSTION ENGINE	X		195,202
8421290005	REFRIGERANT RECOVERY AND RECYCLING UNITS	NO	311,589	71,325
8421290065	OTHER FILTERING,PURIFYING EQUIP. FOR LIQUIDS NESOI	NO	14,548,293	23,740,999
8421394000	CATALYTIC CONVERTERS	NO	14	188,861
8421398005	DUST CLCT./AIR PRFCTN EQUIP., NESOI, FOR 8456T08485	X		105,000
8421398090	FILTERING OR PURIFYING MACH & APPARATUS,GAS, NESOI	X		220,729
8421910000	PARTS OF CENTRIFUGES, INCLUDING CENTRIFUGAL DRYERS	X		8,058
8421990040	PARTS OF FILTERING AND PURIFYING APPARATUS	X		42,443,700
8421990080	PARTS OF MACH & APPARAT,FILT,PURIFY,LIQ,GAS,NESOI	X		930,095
8422200000	MACH FOR CLEAN OR DRY BOTTLES OR OTHER CONTAINERS	NO	1	5,000
8422301000	CAN-SEALING MACHINES	NO	5	4,420
8422309040	MACH FOR FILL,WHETHER OR NOT CAPABLE OF OTHER OPER	NO	23	788,800
8422309050	VAC OR GAS PAC, PERFORM ONLY LID, SEAL, CLOSE	NO	2	145,000
8422309070	MAC FR FIL,CLOSE,SEAL,LABEL,BOT,CAN OR CONTAIN	NO	1	5,600
8422309090	MAC FR FIL,CLOSE,SEAL,CAP,LABEL,BOX,BAG OR CONTAIN	NO	1,870	12,155
8422400000	PACKING OR WRAPPING MACH, (INC HEAT-SHRINK), NESOI	NO	7	412,720
8422909500	PTS MCH CLN,DRY,BOT,FIL,CLSE,SEAL CONTAINER,NESOI	X		214,861
8423200000	SCALES FR CONTINUOUS WEIGHING OF GOODS ON CONVEYOR	NO	17	12,508
8423900040	DIGITAL WEIGHT INDICATORS	NO	50	3,575
8423900080	PARTS OF WEIGHING MACH EXC DIGITAL WEIGHT INDICAT	X		25,000
8424100000	FIRE EXTINGUISHERS, WHETHER OR NOT CHARGED	NO	1	5,422
8424200000	SPRAY GUNS AND SIMILAR APPLIANCES	X		3,100
8424309000	STEAM AND SIMILAR JET PROJECTING MACHINES, NESOI	X		125,000
8424819080	AGRICULTURAL OR HORTICULTURAL SPRAY APPL, NESOI	NO	207	108,761
8424902000	PARTS OF SAND BLASTING MACHINES	X		126,355
8425110000	PULY TAC&HOST,EXC SKIP,HOST FR RAIS VEH, POW EL MT	NO	2	5,000
8425310000	WINCHES AND CAPSTANS POWERED BY ELECTRIC MOTORS	NO	1	25,000
8425420000	JACKS AND HOISTS,HYDRAULIC,EXC BLT-IN JACK SYSTEMS	NO	1	5,000
8425490000	JACKS, NESOI; HOISTS USED FOR RAISING VEHICLES	NO	23	196,833
8426410080	LIFTING MACHINERY, SELF-PROPELLED, ON TIRES, NESOI	NO	5	300,000
8426990000	LIFTING MACHINERY, NESOI	NO	2	24,500
8427104000	OPERATOR RIDING COUNTERBALANCED FORK-LIFT, ELCTR	NO	3	23,571

TABLE 4 - SHIPMENTS OF MERCHANDISE FROM PUERTO RICO TO THE UNITED STATES,
BY COMMODITY:FISCAL YEAR 1988

COMM-CODE	COMMODITY AND UNIT OF QUANTITY		QUANTITY	VALUE-\$
8427900040	FORK-LIFT & OTHER WORKS TRUCKS W/LIFT,HANDL EQUIP	NO	1	16,500
8428200010	CONVEYORS, PNEUMATIC	NO	1	6,121
8428330000	CONT-ACT ELEV & CONVEY,FR GOODS OR MATL,BELT TYPE	NO	3,538	16,582,888
8428390000	CONT-ACT ELEV & CONVEY,FR GOODS OR MATERLS, NESOI	NO	3	33,000
8428900015	INDUSTRIAL ROBOT FOR LIFT, HAND,LOAD/UNLOAD,NESOI	NO	8	300,000
8429110090	BULLDOZERS & ANGLEDZERS,SELF-PROPEL,TRAK LAY,USED	NO	1	72,000
8429511015	TRACT SHOVLDR,REAR ENG MT,4WH DR,CAP UND1.5M3,NEW	NO	2	200,000
8429511035	SHOVLDR,REAR ENG MT,4WH DR,CAP2.9M3UNDER3.6M3,NEW	NO	1	10,000
8429515030	FRNT-END SHOVL LOAD, 57.1KW UNDER 93.2KW,NEW,NESOI	NO	7	280,000
8429595060	MECH SHVL,EXCAVAT,SHVL LOAD,EXC 360 REVOL STUR,NEW	NO	37	106,035
8430310000	COAL OR ROCK CUTTERS & TUNNEL MACH, SELF-PROPELLED	NO	1	200,000
8430390000	COAL OR ROCK CUTTERS & TUNNEL MACH, NESOI	NO	3	40,000
8430498040	BOR OR SINK MACH FOR WATER WELL DRILLING, NESOI	NO	157	5,410,200
8430500000	MOVE,GRADE,LEVEL,SCRAP,EXCAVAT,SELF-PRPLD, NESOI	NO	1	20,000
8430690000	MOVE,GRADE,LEVEL,SCRAP,EXCAVAT,EXTRACT MACH, NESOI	NO	104	3,740,904
8431100010	PTS,PULY TKLE & HOISTS EXC SKIP OR FOR RAISING VEH	X		11,073
8431100090	PARTS OF WINCHES, CAPSTANS AND JACKS	X		100,632
8431200000	PTS OF FRK LFT TRKS & WORKS TRKS WITH LIFT OR HNDL	X		2,849,142
8431310020	PARTS OF SKIP HOISTS	X		3,651
8431390010	PARTS FOR ELEVATORS AND CONVEYORS OF HEADING 8428	X		22,000
8431390090	PTS OF LFT,HANDL,LOAD,UNLOAD MACH HEAD 8428 NESOI	X		42,000
8431398090	PTS OF LFT,HANDL,LOAD,UNLOAD MACH HEAD 8428 NESOI	X		20,000
8431410080	BUCKETS, SHOVELS, GRABS AND GRIPS, NESOI	NO	936	444,284
8431434000	PTS OF OFFSHORE DRILLING AND PRODUCTION PLATFORMS	X		11,362
8431438090	PTS OF BORIN,SINKIN MAC OF SUBHEAD 8430.41,8430.49	X		153,447
8431491010	PTS OF OVHEAD TRAVL,TRANSPT,GATRY,BRIDGE,JIB CRANES	X		171,250
8431491090	PARTS OF MACHINERY OF HEADING 8426 NESOI	X		15,000
8431499020	ATTACH FOR MOUNT ON MAC OF HEAD8426,8429,8430NESOI	NO	4,132	27,710,485
8431499027	PARTS OF COAL OR ROCK CUTTERS & TUNNELING MACH	X		24,860
8431499057	PARTS, NESOI, OF MACHINERY OF HEADING 8429 OR 8430	X		704,374
8432100060	PLOWS, NESOI	NO	17	192,829
8432400000	MANURE SPREEDERS AND FERTILIZER DISTRIBUTORS	NO	1	250,000
8432900030	PTS OF SEED,PLNT,TRANSPLNT,MANUR SPRED,FERTILIZ DIS	X		21,800
8433300000	HAYING MACHINES OTHER THAN MOWERS	NO	15	16,069
8433590090	HARVESTING MACHINERY OR THRESHING MACHINERY, NESOI	NO	4	20,000
8436290000	POULTRY-KEEPING MACHINERY	NO	1	5,000
8436910000	PARTS OF POULTRY-KEEP MAC OR POULTRY INCUB & BROOD	X		8,500
8436990080	PTS FR AG,HORT,BE-KEP MC INC GERM PLT MEC/THRM EQ	X		250,000
8438100000	BAKERY MACH & MACH F MANUF MACARONI,SPAGHETTI,ETC	NO	1	2,889
8438800000	IND PREP,MANUF FOOD,DRINK EXC EXT,PREP ANIM,VEG OL	NO	137	821,041
8438900000	PARTS OF MACH OF CH 84, NESOI,IND PREP FOOD,DRINK	X		25,910
8439991000	PARTS OF MACHINERY FOR MAKING PAPER OR PAPERBOARD	X		17,000
8440100000	BOOKBINDING MACH, INCLUDING BOOK-SEWING MACHINES	NO	9	36,694
8441300000	MAC FR MAK CART,BOX,CASE,TUBE,DRUM OR CONT EX MOLD	NO	2	30,000
8442100000	PHOTOTYPESETTING AND COMPOSING MACHINES	NO	14	53,000
8442200000	MAC,APP,EQUIP FR TYPSET OR COMP,PROC W/OUT FUN DEV	NO	49	12,900
8442300000	MACH & EQUIP, NESOI, F MAKING PRINT BLOCKS, PLATES	NO	4	1,043,800
8442400000	PARTS OF MACH & EQUIP F MAKE PRINT BLOCKS, ETC	X		32,000
8442505000	PRINTING TYPE,PLATES ETC,PREPARED F ENGRVNG & IMPR	X		18,000
8442508000	PRINTING TYPE, PLATES, CYLINDERS, ETC, NESOI	X		25,000
8443120000	SHEET-FED, OFFICE TYPE, OFFSET PRINTING MACHINERY	NO	6	39,697
8443595000	PRINTING MACHINERY, NESOI	X		75,000
8443905000	PARTS OF PRINTING MACH AND MACH FOR ANCILLARY USE	X		3,202,220
8444000010	TEXTURING MACHINES	NO	1	8,000
8444000090	MACH FOR EXTRUD, DRAW OR CUT MAN-MADE TEXTIL MATRL	NO	33	316,082
8445400000	TEXTILE WINDING (INC WEFT WIND) OR REELING MACHINE	NO	21	100,000
8445900000	MAC,PROD TEX YRN & PREP,USE ON MAC,HEAD 8446,8447	NO	1	8,000
8447900000	KNIT MCH,NESOI, & TUFT MCH,MCH F MAKE LACE,NET,ETC	NO	66	300,109
8448201000	PTS OF MACH FOR EXTRUD OR DRAW MAN-MADE TEXT FILMT	X		9,000
8451500000	MACH FOR REEL,UNREEL,FOLDING,CUT OR PINK TEXT FAB	NO	21	26,566
8451800000	MACHINERY OF HEADING 8451, NESOI	NO	2	7,000
8451900020	PARTS OF MACH FOR BLEACH, DRY, WASHING OR CLEANING	X		5,000
8451900090	PARTS OF MACHINERY OF HEADING 8451, NESOI	X		27,526
8452100000	SEWING MACHINES OF THE HOUSEHOLD TYPE	NO	316	57,565
8452210000	SEW MACH, EXC HOUSEHOLD TYPE, AUTOMATIC UNITS	NO	8	373,800
8452290000	SEWING MACH, EXCEPT HOUSEHOLD TYPE, NESOI	NO	36	101,500
8452400000	FURNITURE, BASES & COVERS FOR SEWING MACH & PARTS	X		50,800
8452900090	PARTS OF SEWING MACHINES, NESOI	X		191,000
8453200000	MACHINERY FOR MAKING OR REPAIRING FOOTWEAR	NO	79	191,466
8453800000	MACH FOR MAKE,REPAIR ART OF HIDE,SKIN,LEATHER,NESOI	NO	12	68,100

TABLE 4 - SHIPMENTS OF MERCHANDISE FROM PUERTO RICO TO THE UNITED STATES,
BY COMMODITY:FISCAL YEAR 1999

COMM-CODE	COMMODITY AND UNIT OF QUANTITY		QUANTITY	VALUE-\$
8453900000	PARTS OF MACH F PREP OR MAKE ART OF HIDES,LEATHER	X		148,363
8454300080	CASTING MACHINES EXCEPT DIE CASTING	NO	3	43,312
8455300010	ROLLS FOR ROLLING MILLS, GRAY IRON	KG	7,317	10,000
8455900000	PARTS FOR METAL ROLLING MILLS EXC ROLLS FOR ROL MI	KG	407	10,000
8457100005	MAC CENTR, USED OR REBUILT	NO	1	50,000
8457100035	MACHING CENTERS, AUTO TOOL CHNG, EXCEPT VERTICAL	NO	4	1,058,122
8459210040	DRILLING MACH, METAL, N/C, USED OR REBUILT	NO	3	7,000
8460110080	FLAT-SUR GRIND MAC,MTL REMOV,ACCUR 0.01MM,N/C, NEW	NO	1	68,334
8461300080	BROACHING MAC,METAL REMOV,EXC N/C,OVER \$3025, NEW	NO	1	4,000
8461500020	SAW OR CUT-OFF MACH, MTL REMOV, UNDER \$3025, NEW	NO	65	20,000
8461500090	SAW OR CUT-OFF MAC,MTL REMOV,EXC N/C, \$3025 OV, NE	NO	1	35,000
8461900010	MACHINE TOOLS WORKING BY REMOVING METAL,NESOI,USED	NO	20	153,840
8461900080	MAC TOOLS WRK BY REMOV MTL,NESOI,EX N/C,\$3025V NEW	NO	1	600,000
8462210080	BEND,FOLD,STRAIGHTEN,FLATTEN MAC,MTL FORM,N/C,NEW	NO	1	32,175
8462390050	SHEARING MAC,EXC COMB,MTL REMOV,EX N/C, \$3025 OV, NEW	NO	4	49,650
8464200050	GRINDING OR POLISHING MACHINES FOR MINERAL MATL	NO	2	8,200
8465100045	WDWRKNG MAC,DFFRNT OPER,NO TL CHNGE,EXCPT TEN,NEW	NO	3	50,000
8465100050	MAC WRK CORK,BONE,ETC,MACHIN OPERATION NO TOOL CHG	NO	7	30,000
8465920090	PLAN,MILL,MLDNG(BY CUT)MACH,HRD MTL,NOT WOOD,NESOI	NO	3	205,000
8465940090	BNDING OR ASSMBLNG MACH, HRD MATL,(NOT WOOD),NESOI	NO	1	20,000
8466100010	TOOL HOLDERS FOR FORMING-TYPE OR CUTTING TYPE DIES	X		12,415
8466100030	HOLDERS FOR REPLACEABLE CUTTING OR DRILL INSERTS	X		10,000
8466100070	TOOL HOLDERS AND SELF-OPENING DIEHEADS, NESOI	X		9,000
8466208060	WORK HOLDERS FOR MACHINE TOOLS, NESOI	X		34,000
8466308050	SPEC ATTACH, NESOI, FOR MACH TOOLS	X		2,480,397
8466910000	PARTS FOR MACHINES OF HEADING 8464	X		21,000
8466933050	PART/ACCES OF METLWKNG MACH TOOLS FOR CUTTING GEAR	KG	26,799	327,541
8466939000	PARTS F MACH OF HEADING 8456 TO 8461,EXC GEAR CUT	KG	3,457	373,557
8466940000	PARTS FOR MACHINES OF HEADING 8462 OR 8463	X		21,449
8467115090	ROTARY TYPE PNEUMATIC HAND-DIRECTED TOOLS, NESOI	NO	1	5,000
8467195090	PNEUMATIC TOOLS, HAND-DIRECTED, NESOI	NO	3	28,778
8467891000	HAND TLS, SLF-CONTAIN NONELEC MTRS, MTLWRKIN,NESOI	NO	13	12,500
8468801000	MACH F SOLDER,ETC Q/T GAS & HDG 8515, HAND-DIRECT	NO	855	360,000
8468805000	MACH F SOLDER,ETC Q/T GAS & HDG 8515,NOT HAND-DIR	NO	234	23,400
8468901000	PARTS OF HAND-DIRECTED MCH F SOLDERING,WELDING ETC	X		216,346
8468905000	PARTS OF MCH F SOLDERING, WELDING, NESOI	X		1,494,552
8470500020	POINT-OF-SALE TERMINAL TYPE CASH REGISTERS	NO		10,000
8470900090	TICKET-ISSUING & SIMILAR MCH,NESOI,W CALCULATE DEV	NO	91	19,295
8471100000	ANALOG OR HYBRID ADP MACHINES	NO	1,515	2,881,411
8471300000	PORT DIGTL AUTOMATIC DATA PROCESS MACH NOT > 10 KG	NO	553	2,483,502
8471410035	DIGITAL ADP MCH W CPU & INPUT/OUTPUT UNIT,COLOR CRT	NO	36	280,500
8471410065	DIGITAL ADP MCH W CPU & INPUT/OUTPUT,CRT EXC COLOR	NO	9	75,000
8471410095	DIGITAL ADP MCH W CPU & INPUT/OUTPUT UNIT, W/O CRT	NO	127	1,392,510
8471491035	DGTL PROC UNIT FRM OF SYST W/STOR,IN&OUTPUT COL CRT	NO	2	5,000
8471491095	DGTL PROC UNIT W SYST STORG,INPUT,OUTPT UNIT,W/O CRT	NO	717	5,016,502
8471492400	DISPLAY UNITS W/OUT CRT, DIAG N>30.5CM,PT OF SYSTM	NO	3	9,300
8471492600	DISP UNIT,W/CLR CRT,EXPORTED W/REST OF THE SYSTEM	NO	10	20,000
8471492900	DISP UNIT,NESOI,EXPORTED WITH REST OF ADP SYSTEM	NO	5	17,000
8471493200	LASER TYPE PRINT UNITS,PROD <20 PAGES,ENT AS SYSTM	NO	37	55,261
8471493300	LIGHT BAR ELECTRONIC TYPE PRINTER UNITS,PT OF SYST	NO	1	12,000
8471493760	DOT MATRIX TYPE PRINTER UNITS, ENT AS PT OF SYSTEM	NO	10	3,900
8471493790	OTHER PRINTER UNITS, ENTERED AS PART OF A SYSTEM	NO	28	22,700
8471494200	OPTICAL SCANNERS & MAGNETIC INK REC DEV,PT OF SYST	NO	3	16,500
8471494895	INPUT OR INPUT/OUTPUT UNITS, NESOI,AS PT OF SYSTEM	NO	1	3,400
8471495040	HARD MAGNETIC DISK DRIVE UNITS, ENT AS PT OF SYSTM	NO	68	939,437
8471495060	MAGNETIC DISK DRIVE UNITS, NESOI, ENT AS PT OF SYS	NO	111	746,784
8471495080	STORAGE UNITS, EXCLUDING MAGNETIC DISK DRIVE UNITS	NO	36	107,006
8471499000	AUTOMATIC DATA PROCESS UNITS,NESOI, AS PT OF SYSTM	NO	1	32,000
8471500035	DIGTL PROC UNIT WITH COLOR CATHODE RAY TUBE (CRT)	NO	6	4,120
8471500085	DIGITAL PROCESSING UNITS, NESOI	NO	40,543	166,468,839
8471601095	COMB INPUT/OUTPUT UNITS W/OUT CATHODE RAY TB,NESOI	NO	2	7,800
8471603000	DISPLAY UNITS W/OUT CAT RAY TUBE, /N>30.5CM, NESOI	NO	2	3,574
8471603500	DISPLAY UNITS W/COLOR CATHODE RAY TUBE, NESOI	NO	31	7,869
8471604580	DISPLAY UNITS W/CATHODE RAY TUBE EXC COLOR, NESDOI	NO	2	2,994
8471605400	INK JET TYPE PRINTER UNITS,INCRP TRANSPRT,MECHANIS	NO	45	5,625
8471605500	THERMAL TRANSFER TYPE PRINTER UNITS,W/TRNSPRT,P,ME	NO	2	3,400
8471606200	LASER TYPE PRINTER UNITS, PRODUCING < 20 PAGES,MIN	NO	2	12,000
8471607080	INPUT OR INPUT/OUTPUT UNITS, INC IN ADP MACH/OTHER	NO	3,400	10,200
8471608000	OPTICL SCANNERS & MAGNETIC INK RECONITON DEV,NESOI	NO	3	22,852
8471609090	INPUT OR COMBINATION INPUT/OUTPUT UNITS, NESOI	NO	2	11,744

TABLE 4 - SHIPMENTS OF MERCHANDISE FROM PUERTO RICO TO THE UNITED STATES,
BY COMMODITY:FISCAL YEAR 1999

COMM-CODE	COMMODITY AND UNIT OF QUANTITY		QUANTITY	VALUE-\$
8471701000	MAGNETIC DISK DRIVE UNITS>21 CM(8.3 IN) IN DIAMETR	NO	1	42,611
8471702000	MAGNETIC DISK DRIVE UNITS>21 CM(8.3 IN) IN DIAMETR	NO	12	244,543
8471704065	HARD MAGNETIC DISK DR UNT,NO CABNT/POWER SUP,NESOI	NO	434	2,727,347
8471705065	HARD MAGNETIC DISK DRIVE UNITS, NESOI	NO	837	116,272,432
8471705095	MAGNETIC DISK DRIVE UNITS, NESOI	NO	98	1,917,545
8471706000	STORGE UNT, EXC MAGNET DSK DR UNT,NO CABINET,NESOI	NO	695	2,272,722
8471709000	STORAGE UNT, EXCLUD MAGNETIC DISK DR UNITS, NESOI	NO	1,608	42,318,127
8471801000	CONTROL OR ADAPTOR UNITS OF ADP MACH, NESOI	NO	3,984,934	361,157,053
8471809000	AUTOMATIC DATA PROCESSING UNITS, NESOI	NO	2,760	7,943,950
8471800000	ADP MAC&UNTS THEREOF,MAG/OPT RDER,TRNSCRB,PROC DAT	NO	7,154	4,045,332
8472100000	DUPLICATING MACHINES	NO	20	75,000
8472300000	MAIL SORTING, OPENING, POSTAGE AFFIXING,ETC, MACH	NO	280	139,000
8472901000	AUTOMATIC TELLER MACHINES	NO	37	12,190
8472909050	OFFICE MACHINES, NESOI	NO	1,932	11,859
8473100020	PARTS OF WORD PROCESSING MACHINES	X		214,454
8473210000	PARTS OF ELECTRONIC CALCULATING MACHINES	X		3,881,634
8473290000	PARTS FOR MACH,NESOI, INCORP CALCULATING DEVICE	X		40,072
8473300000	PARTS & ACCESSORIES FOR ADP MACHINES & UNITS	X		2,461,284,287
8473400000	PARTS AND ACCESSORIES OF OFFICE MACHINES, NESOI	X		1,210,790
8473500000	PTS SUITBLE FR USE W MAC OF 2/MORE HEAD 8469-8472	X		1,128,455
8474320000	MACH FOR MIXING MINERAL SUBSTANCES WITH BITUMEN	NO	1	9,800
8474800090	MACH, NESOI, F AGGLCMRTNG,MOLDING,ETC MINERAL PROD	NO	1	150,000
8474900020	PARTS OF MACH FOR CRUSHING OR GRINDING MINERALS	X		14,409
8474900090	PARTS OF MCH,NESOI, F MINERAL PROD & FOUNDRY MOLDS	X		97,800
8475901000	PARTS OF MACH F ASSEN ELEC LAMPS, ETC IN GLASS ENV	X		30,850
8476290000	AUTO BEVERAGE VENDING MACH WITHOUT HEAT OR REFRIG	NO	8	3,250
8477106010	INJECT-MOLDING MACH F PROC RUBBER OR THERMOSET MTL	NO	4	315,000
8477106070	INJECT-MOLDING MACH FOR PROCESSING THERMOPLASTICS	NO	1	75,000
8477200015	EXTRUDERS,SINGLE SCREW,RUBBER,THERMOSETTING MTRLS.	NO	2	25,000
8477200060	EXTRUDERS FOR PROCESSING THERMOPLASTICS, NESOI	NO	56	2,804,718
8477300000	BLOW-MOLDING MACHINES	NO	113	423,051
8477590000	MACH, NESOI, F MOLDG OR FORMG RUBBER OR PLASTICS	NO	5	548,000
8477800000	MACH, NESOI, FOR WORKING RUBBER OR PLASTICS	NO	25	76,020
8477900010	PARTS OF INJECTION-MOLDING MACHINES	X		14,903
8477900020	PARTS OF EXTRUDERS FOR RUBBER OR PLASTICS	X		1,527,133
8477900030	PARTS OF BLOW-MOLDING MACHINES	X		2,956
8477900090	PARTS, NESOI, OF MACH F WORKING RUBBER OR PLASTICS	X		6,250
8478900000	PARTS OF MACH,NESOI,FOR PREP OR MAKING UP TOBACCO	X		6,296
8479100090	MACHINERY, NESOI, FOR PUBLIC WRKS, BUILDING,ETC	NO	19	549,912
8478500000	INDUSTRIAL ROBOTS FOR MULTIPLE USES	NO	16	292,500
8478810000	METAL TREATING MACH, INC ELECTRIC WIRE COIL-WINDER	NO	84	397,133
8479820090	CRUSH,GRIND,SCREEN,SIFT,EMULSFYNG,ETC MACH,NESOI	NO	65	179,378
8479891000	AIR HUMIDIFIERS OR DEHUMIDIFIERS	NO	404	129,800
8479898590	MACH NESOI FOR PROD & ASSEMBLY OF SEMICONDUCTORS	NO	1	15,773
8479898798	MACHINES AND MECHANICAL APPLIANCES, NESOI	NO	878	2,479,471
8479909540	PARTS OF INDUSTRIAL ROBOTS, NESOI	X		10,368
8479909580	OTHER PARTS OF MACH & MECHANICAL APPLIANCES	X		118,469
8479909790	PARTS OF MACH & MECHANICAL APPL, NESOI	X		518,323
8480100000	MOLDING BOXES FOR METAL FOUNDRY	NO	9	85,450
8480200000	MOLD BASES	NO	38	742,354
8480300000	MOLDING PATTERNS	NO	1	25,000
8480410000	MOLDS F METAL OR METAL CARBIDES,INJECT OR COMPRSSN	NO	6	444,000
8480490000	MOLDS, NESOI, FOR METAL OR METAL CARBIDES	NO	6	167,000
8480600000	MOLDS FOR MINERAL MATERIALS	NO	43	375,000
8480718045	INJECTION TYPE MOLDS FOR RUBBER OR PLASTICS, NESOI	NO	16	288,960
8480718060	COMPRESSION TYPE MOLD FOR RUBBER/PLASTICS, NESOI	NO	228	1,250,000
8480790000	MOLDS F RUBBER OR PLASTICS EXC INJECT OR COMPRESSN	NO	27	269,639
8481100090	OTHER PRESSURE-REDUCING VALVES, NESOI	NO	11	18,494
8481309000	CHECK VALVES EXCEPT COPPER, IRON OR STEEL	NO	4	20,403
8481400000	SAFETY OR RELIEF VALVES	NO	13	19,332
8481801010	TAPS,COCKS,VALVES, HD OP, COPPER, UN 850 KPA	NO	32,697	827,128
8481803040	TAPS,COCKS AND VALVES, NESOI, OF IRON, HD OP	NO	21,325	32,500
8481805040	PRESSURE SPRAY CAN VALVES	NO	1,162	15,367
8481805090	TAPS,COCKS,VALVES ETC, NESOI, HD OP,EXC CP,IRN,STL	NO	20	107,310
8481809005	OTHER TAPS, COCKS, VALVES, ETC.	NO	112,220	742,298
8481809015	OTHER TAPS, COCKS, VALVES, ETC. FOR PIPES, TANKS,	NO	120,099	2,226,792
8481809035	VALVES WITH PNEUMATIC ACTUATORS	NO	1	4,000
8481809040	OTHER VALVES, WITH PNEUMATIC ACTUATORS, NESOI	NO	166	4,147
8481907000	PARTS OF HAND OPERATED AND CHECK APPLIANCES	KG	1,578	17,482
8481909010	PARTS OF VALVES F OLEOHYDRLC OR PNEUMATIC TRANSMN	KG	1,533	7,200

TABLE 4 - SHIPMENTS OF MERCHANDISE FROM PUERTO RICO TO THE UNITED STATES,
BY COMMODITY:FISCAL YEAR 1999

COMM-CODE	COMMODITY AND UNIT OF QUANTITY	QUANTITY	VALUE-\$
8481909090	PARTS OF TAPS,COCKS,VALVES, ETC, NESOI	KG 86,267	2,388,246
8482105032	RADIAL BALL BEARINGS, MAX OR FULL CPCTY. SNGL. ROW	NO 1	3,900
8482105064	RADIAL BALL BEARINGS, NESOI	NO 1	5,542
8482400000	NEEDLE ROLLER BEARINGS	NO 1	5,847
8482900080	BALL OR ROLLER BEARINGS, NESOI	NO 17,551	1,059,879
8482910010	BALLS FOR BALL BEARINGS OF ALLOY STEEL	KG 22,967	444,450
8482910020	BALLS FOR BALL BEARINGS, EXCEPT OF ALLOY STEEL	KG 19,610	406,843
8482910070	SPHERICAL ROLLERS FOR ROLLER BEARINGS	KG 448,145	6,876,844
8482910090	ROLLERS, NESOI, FOR ROLLER BEARINGS	KG 90,888	1,838,609
8482991010	INNER AND OUTER RACES FOR BALL BEARINGS	NO 31,531	158,898
8482991050	PARTS, NESOI, FOR BALL BEARINGS	KG 2,689	60,995
8482997090	PARTS,NESOI, FOR ROLLER,COMB.BALL/ROLLER BEARINGS	KG 2,485	100,664
8483101050	CAMSHAFTS AND CRANKSHAFTS, F SPARK IGN ENG, NESOI	NO 1,201	5,000
8483105000	TRANSMISSION SHAFTS AND CRANKS, NESOI	KG 3,311	49,685
8483401000	TORQUE CONVERTERS	NO 2	3,077
8483404010	FIXED RATIO SPEED CHANGERS, MANUAL	NO 672	138,000
8483404050	MULTIPLE & VARIABLE RATIO SPEED CHANGERS, MANUAL	NO 1	7,182
8483409000	GEARS, EXC TRANSMISSION ELEMENTS, ENTERED SEPARATE	X	4,500
8483604000	CLUTCHES AND UNIVERSAL JOINTS	X	24,662
8483608000	SHAFT COUPLINGS, EXCEPT UNIVERSAL JOINTS	X	59,622
8484100000	GASKETS,METAL,2 OR MORE LAYERS,OR WITH OTHER MATL	X	23,868
8484200000	MECHANICAL SEALS	NO 66,667	50,000
8485100000	SHIPS' PROPELLERS AND BLADES THEREFOR	X	8,000
8485900080	MACH PARTS W/O ELEC FEATURE NOT SPECIFIED IN CH 84	X	43,390
ELECTRICAL MACHINERY AND EQUIPMENT AND PARTS THEREOF;SOUND RECORDERS AND REPRODUCERS,TELEVISION IMAGE AND SOUND RECORDERS AND REPRODUCERS, AND PARTS AND ACCESSORIES OF SUCH ARTICLES.....			TOTAL 1,635,043,811
8501103000	ELECTRIC MOTORS, AC, < 18.65 W (1/40 HP) OUTPUT	NO 27,300	1,852,151
8501104040	ELECTRIC MOTORS <18.65W, DC, BRUSHLESS, NESOI	NO 1,281	43,271
8501104060	ELECTRIC MOTORS <18.65 W, DC, O/T BSHLS, NESOI	NO 10	6,158
8501104080	ELECTRIC MOTORS UNDER 18.65 W, NESOI	NO 137	27,094
8501106040	ELEC MOTORS 18.65-37.5W DC, BRUSHLESS	NO 3,999	383,995
8501106080	ELEC MOTORS 18.65-37.5W, NESOI	NO 135,548	5,861,195
8501202000	UNIVERSAL AC/DC ELEC MOTORS >37.5W BUT =< 74.6 W	NO 120	12,900
8501206000	UNIVERSAL AC/DC ELEC MOTORS =>746W	NO 12	61,524
8501318000	DC GENERATORS, NOT EXCEEDING 750 W	NO 210	1,294,350
8501322000	DC MOTORS > 750 W BUT =< 14.92 KW	NO 13,804	1,817,305
8501328000	DC GENERATORS > 750 W BUT =< 75 KW	NO 815	978,487
8501334040	DC MOTORS > 150 KW AND =< 373 KW	NO 13	57,200
8501336000	DC GENERATORS > 75W BUT =< 375 KW	NO 1,559	5,228,927
8501524000	AC MOTORS MLT-PHS > 750W BUT =< 14.92 KW	NO 7	25,200
8501610000	AC GENERATORS (ALTERNATORS) <=75 KVA OUTPUT	NO 76	595,908
8501620000	AC GENERATORS (ALTERNATOR) > 75 KVA BUT =< 375KVA	NO 2,039	489,075
8501630000	AC GENERATORS(ALTERNATOR) > 375 KVA BUT =< 750KVA	NO 202	445,574
8501640020	AC GENERATORS (ALTRS) >750 KVA BUT =< 10000 KVA	NO 1	4,350
8501640050	AC GENERATORS (ALTERNATORS) > 40000 KVA	NO 49	811,000
8502110000	GENERATING SETS, ELC, DIESEL, =< 75KVA OUTPUT	NO 9	38,208
8502120000	GENERATING SETS, ELC, DIESEL, > 75KVA BUT =< 375KVA	NO 2	31,000
8502130020	GENERATING SETS, ELC, DIESEL,>375KVA BUT =<1000KVA	NO 3	80,000
8502200080	GENERATING SETS, ELC, GASOLINE, > 5 KW	NO 2	9,203
8502400000	ELECTRIC ROTARY CONVERTERS	NO 204,277	1,319,008
8503002000	COMMUTATORS FOR MACHINES IN HEADING 8501 OR 8502	NO 29,238	103,534
8503005000	PARTS OF MOTORS OTHER THAN COMMUTATORS	X	306,860
8503006040	PARTS OF GENERATORS O/T COMMUTATORS	X	2,743,310
8503006060	OTHER PARTS FOR MACHINES IN 8501 AND 8502	X	1,387,360
8504210040	LIQUID DIELECTRIC TRANSFORMER >50KVA BUT =<100KVA	NO 4	117,323
8504220040	LIQUID DLCTC TRANSFORMERS >650KVA BUT =<2500 KVA	NO 4	24,050
8504312000	TRANSFORMERS, NESOI, UNRATED	NO 52,368	1,088,044
8504314035	TRANSFORMERS, NESOI, LESS THAN 40 VA	NO 13,576	369,763
8504316000	TRANSFORMERS, NESOI, RATED AT 1 KVA	NO 6	14,125
8504320000	TRANSFORMERS, NESOI,> 1 KVA BUT =< 16 KVA	NO 2,834	75,752
8504330020	TRANSFORMERS, NESOI, > 16 KVA BUT =< 50 KVA	NO 48	50,921
8504330040	TRANSFORMERS, NESOI, > 50 KVA BUT =< 500 KVA	NO 3	15,225
8504406001	POWER SUPPLIES FOR PHYS INCORP INTO ADP, <= 50W	NO 230	22,944
8504406007	POWER SUPPLIES FOR PHYS INCORP INTO ADP,50W - 150W	NO 343,859	20,041,807

TABLE 4 - SHIPMENTS OF MERCHANDISE FROM PUERTO RICO TO THE UNITED STATES,
BY COMMODITY:FISCAL YEAR 1999

COMM-CODE	COMMODITY AND UNIT OF QUANTITY		QUANTITY	VALUE-\$
8504406012	POWER SUPPLIES FR PHYS INCORP INTO ADP,150W - 500W	NO	221	61,616
8504406018	POWER SUPPLIES FR PHYS INCORP INTO ADP,EXCEED 500W	NO	91	153,208
8504407001	POWER SUPPLIES FOR ADP, NESOI, <= 50W	NO	338	21,258
8504407012	POWER SUPPLIES FOR ADP, NESOI, 150W - 500W	NO	249	34,956
8504407018	POWER SUPPLIES FOR ADP, NESOI, EXCEEDING 500W	NO	12	113,757
8504408500	STATIC CONVRTRS,NESOI,TELECOMMUNICATION APPARATUS	NO	1	5,000
8504409520	RECTIFIERS & RECTIFNG APPA,POWER SUPPLY,>50W=<150W	NO	290	50,829
8504409550	RECTIFIERS & RECTIFYING APPARATUS, NESOI	X		90,300
8504409580	STATIC CONVERTERS, NESOI	X		1,364,766
8504500000	INDUCTORS, NESOI	NO	14,788	109,769
8504900020	PARTS FOR TRANSFORMERS	X		383,150
8504900080	PARTS,NESOI,FOR ELECTRICAL INDUCTORS	X		380,285
8505300000	ELECTROMAGNETIC LIFTING HEADS	X		187,017
8506100000	PRIMARY CELLS AND BATTERIES, MANGANESE DIOXIDE	NO	978,884	876,666
8506301000	PRIMARY BATTERIES =< 300 CM3, MERCURIC OXIDE	NO	4,861	188,393
8506305000	PRIMARY BATTERIES > 300 CM3, MERCURIC OXIDE	NO	81	38,500
8506800000	PRIMARY CELLS AND BATTERIES, NESOI	NO	680	40,000
8507100090	LEAD-ACID BATTERIES, NEW, OTHER THAN 12 VOLT	NO	3	21,504
8507300000	NICKEL-CADMIUM STORAGE BATTERIES	NO	2	10,200
8507800000	OTHER STORAGE BATTERIES	NO	8	8,401
8507908000	PARTS FOR STORAGE BATTERIES(EXCEPT LEAD ACID TYPE)	X		82,100
8508100050	ELECTRIC HAND DRILLS, ROTARY, CHUCK => 12.7 MM, AC	NO	422	18,978
8508800010	ELECTRIC HAND ANGLE GRINDERS, SANDERS & POLISHERS	NO	5	120,000
8508800030	GRNDRS,SNDRS,& PLSHRS OTH THN ANGLE,ORBL,STRG-LIN	NO	6	4,425
8508800095	ELECTROMECHANICAL HAND TOOLS,NESOI	NO	7,338	106,676
8508900000	ELECTROMECHANICAL HAND TOOL PARTS	X		177,662
8509100040	ELECTRIC VACUUM CLEANERS, NESOI	NO	1	50,000
8509800091	ELECTROMECHANICAL DOMESTIC APPLIANCES, NESOI	NO	12,393	784,078
8509904050	ELECTRIC DOMESTIC APPLIANCE PARTS, NESOI	X		48,147
8511200000	INTERNAL COMBUSTION ENGINE MAGNETOS, MAGNETO-DYNAM	X		5,299
8511300080	INTERNAL COMBUSTION ENGINE IGNITION COILS	NO	1,800,523	5,352,784
8511400000	INTERNAL COMBUSTION ENGINE STARTER MOTORS	NO	1	4,000
8511500000	INTERNAL COMBUSTION ENGINE GENERATORS,NESOI	NO	6,607	703,943
8511804000	INTERNAL COMBUSTION ENGINE VOLTAGE REG,	NO	15	3,744
8511806000	OTHER INTERNAL COMBUSTION ENGINE IGNITION EQUIPMNT	X		90,432
8511906020	PARTS FOR INTERNAL COMBUSTION ENGINE DSTBR POINTS	NO	1,412,165	2,793,492
8511908000	PARTS FOR ELECTRICAL APPARATUS USED ON IC ENGINES	X		424,577
8512100000	LIGHTING OR VISUAL SIGNALING EQUIPMENT FOR BICYCLE	X		6,527
8512202000	MOTOR VEHICLE LIGHTING EQUIPMENT	X		6,389
8513100000	PORTABLE ELECTRIC LAMPS, BATTERY OR MAGNETO	X		7,321
8513900000	PARTS FOR PORTABLE ELECTRIC LAMPS	X		280,063
8514100000	INDUSTRIAL, LABORATORY FURNACES, OVENS, RESISTANCE	NO	1	5,000
8514304000	INDUSTRIAL, LABORATORY FURNACES, OVENS, NESOI	NO	5	37,245
8514900000	PARTS FOR IND, LAB FURNACES,OVENS OR HEATING EQUIP	X		177,633
8515110000	SOLDERING IRONS AND GUNS, ELECTRIC	NO	2	10,200
8515190000	BRAZING OR SOLDERING MACHINES, NESOI	NO	1	3,000
8515290000	ELECTRIC WELDERS, RESISTANCE, NESOI	NO	1	3,500
8515310000	ELECTRIC WELDERS, ARC, FULL OR PARTLY AUTOMATIC	NO	17	18,000
8515390020	ELECTRIC WELDERS, ARC, AG TRANSFORMER TYPE, NON-ROT	NO	3	35,022
8515390040	ELECTRIC WELDERS, ARC, NESOI, NON-ROTATING	NO	4	9,688
8515902000	PARTS OF WELDING MACHINES AND APPARATUS	X		8,900
8516100080	ELECTRIC WATER HEATERS, NESOI, AND IMMERSION HEATE	NO	24	2,808
8516604000	ELECTRIC COOKING STOVES, RANGES AND OVENS	NO	314	226,883
8516606000	COOKING PLATES, BOILING RINGS, GRILLERS,& ROASTERS	NO	13	10,000
8516710000	ELECTRIC COFFEE OR TEA MAKERS	NO	11	48,700
8516909500	PARTS,NESOI,FOR ELECTROTHERMIC APPLIANCES	X		35,808
8517110000	LINE TELEPHONE SETS WITH CORDLESS HANDSETS	NO	1,069	65,245
8517190000	VIDEOPHONES	NO	329	302,241
8517210000	FACSIMILE MACHINES	NO	8	22,400
8517302000	PRIVATE BRANCH EXCHANGE TELEPHONE SWITCHING APRTS.	NO	22	54,600
8517303000	TELEGRAPHIC SWITCHING APPARATUS	NO	20	801,652
8517305000	TELEGRAPHIC SWITCHING APPARATUS	X		11,990,675
8517501000	MODEMS,OF A KIND USED WITH ADP EQP.IN HEADING 8471	NO	306,624	48,378,841
8517505000	TELEPHON APP,CARR-CURRENT LINE OR DIGITAL LINE SYS	X		3,855,757
8517509000	TELEGRAPHIC APPARATUS FOR DIGITAL LINE SYSTEMS	X		2,321,083
8517801020	TELEPHONIC APPARATUS, NESOI	X		431,341
8517802000	TELEGRAPHIC APPARATUS, NESOI	X		27,791
8517902000	PARTS FOR TELEPHONIC SWITCHING APPARATUS	X		16,958,327
8517905000	PARTS,NESOI,FOR TELEPHONIC APPARATUS	X		147,238,840
8517909000	PARTS FOR TELEGRAPHIC APPARATUS	X		223,440,450

TABLE 4 - SHIPMENTS OF MERCHANDISE FROM PUERTO RICO TO THE UNITED STATES,
BY COMMODITY:FISCAL YEAR 1999

COMM-CODE	COMMODITY AND UNIT OF QUANTITY		QUANTITY	VALUE-\$
8518100000	MICROPHONES AND PARTS THEREOF	X		25,400
8518210000	SINGLE LOUDSPEAKERS, MOUNTED IN THEIR ENCLOSURES	NO	266,348	10,167,032
8518290000	LOUDSPEAKERS, NESOI	NO	3,556	503,709
8518301000	TELEPHONE HANDSETS	NO	11	149,457
8518402000	AUDIO FREQUENCY ELECTRIC AMPLIFIERS, NESOI	NO	3	18,975
8518500000	ELECTRIC SOUND AMPLIFIER SETS	NO	48	13,077
8518901000	PARTS OF TELEPHONE HANDSETS AND REPEATERS	X		1,238,279
8518990000	RECORD PLAYERS, NESOI	NO	24	7,625
8519920000	POCKET-SIZE CASSETTE PLAYERS	NO	170	10,650
8519938000	TAPE PLAYERS, CASSETTE TYPE, NESOI	NO	240	22,304
8519990030	CARTRIDGE TYPE TAPE PLAYERS	NO	30	3,300
8519990070	SOUND REPRODUCING APPARATUS, NESOI	NO	1,517	188,181
8520320000	MAGNET TAPE RECORDER/REPRODUCERS, DIGITAL AUDIO TYP	NO	439	66,952
8520390000	MAGNETIC TAPE RECORDERS/REPRODUCERS, NESOI	NO	78,828	17,509,580
8520900080	OTHER MAGNETIC SOUND RECORDING OR REPRODUCING EQUI	NO	2	300,000
8521100000	VIDEO RECORDING OR REPRODUCING APP, MAGNETIC TAPE	NO	104	21,480
8521900000	VIDEO RECORDING OR REPRODUCING APP, EXC MAGNET TAPE	NO	20	34,722
8522900090	PARTS, NESOI, FOR APPARATUS OF HEADINGS 8519 TO 8521	X		1,078,042
8523110000	UNRECORDED MAGNETIC TAPE =< 4 MM WIDTH	NO	62	8,210
8523120040	UNRECORDED MAGNETIC TAPE >4 & =<8.5MM, VIDEO	X		21,875
8523200000	UNRECORDED MAGNETIC DISCS	NO	1,980	409,743
8523300000	UNRECORDED, CARDS INCORPORATING A MAGNETIC STRIPE	NO	13,500	270,000
8523900000	UNRECORDED MAGNETIC MEDIA, NESOI	X		20,600
8524100040	PHONOGRAPH RECORDS, NESOI	NO	146,941	1,048,089
8524320000	LASER DISC FOR REPRODUCING SOUND ONLY	NO	6,824	52,580
8524390000	DISCS FOR LASER READING SYSTEMS, NESOI	NO	128	29,816
8524400000	MAGNET TAPES FR REPRODUCING OTHER THAN SOUND/IMAGE	NO	5,193	442,743
8524513040	SOUND RECORDINGS ON CASSETTE TAPES, WIDTH =< 4MM	NO	3,800	17,474
8524513080	OTHER MAGNETIC TAPE RECORDINGS =< 4MM, NESOI	NO	1,259	300,000
8524521080	VIDEO TAPE RECORDINGS >4MM =<8.5MM, EXCEPT CASSETTE	NO	1	69,500
8524531080	VIDEO TAPE RECORDINGS >8.5MM BUT =<16MM, NOT IN CASS	NO	8,651	298,981
8524532000	OTHR MAGNET TAPE RECORDING >8.5MM, EXCEPT VIDEO	NO	57	7,000
8524600000	RECORDED, CARDS INCORP. A MAGNETIC STRIPE	NO	3	17,000
8524910000	OTHR RECORDED MEDIA, NESOI, FOR REPROD OTHR THAN SA	NO	24,735	2,525,201
8524990000	RECORDED MEDIA, NESOI	NO	134,753	1,167,329
8525102010	APPARATUS FOR RECEP OF TV SIGNALS BY TV SATELLITE	NO	508	143,445
8525102050	OTHER TRANSMISSION APPARATUS FOR TELEVISION	X		297,963
8525106010	RADIO TRANSMITTERS FOR CIVIL AIRCRAFT	NO	10	8,090
8525106050	RADIO TRANSMITTERS > 30 MHZ BUT =< 400 MHZ	NO	15	14,534
8525106090	RADIO TRANSMITTERS FOR FREQ EXCEEDING 1000 MHZ	NO	1,599	5,334,468
8525108040	COMMUNICATIONS TRANSMISSION APPARATUS, NESOI	X		74,641
8525201000	RADIO TRANSCEIVERS, CITIZENS BAND (CB) TYPE	NO	1	10,000
8525202000	RADIO TRANSCEIVERS, LOW POWER, 49.8 MHZ TO 49.90MH	NO	10	21,037
8525203030	RADIO TRANSCEIVERS, HAND-HELD, NESOI	NO	419	148,275
8525203040	RADIO TRANSCEIVERS, MARINE VHF-FM	NO	69	347,529
8525203055	RADIO TRANSCEIVERS, NESOI, > 400 MHZ	NO	13	51,500
8525208020	RADIO TELEPHONES FOR INSTALLATION IN MOTOR VEHICLE	NO	273	24,000
8525209040	RADIO PHONES, NT MOTOR VEHCL, PBLIC CELLULAR SRVCE	NO	124	256,820
8525209080	TRANSMISSION APPTS INCORPORATING RECEIVERS, NESOI	X		200,144
8525300020	TELEVISION CAMERAS, COLOR	NO	411	541,552
8525400000	STILL IMAGE VIDEO CAMERAS & OTHR VIDEO CAMERA RECO	NO	1,994	1,257,441
8525408085	STILL VIDEO CAMERAS & OTHR VID CAM RECORDERS, NESOI	NO	6,954	4,919,940
8526100010	RADAR APPARATUS FOR USE IN CIVIL AIRCRAFT	NO	9	1,000,000
8526100070	RADAR APPARATUS NESOI	NO	6	222,576
8526910070	RADIO NAVIGATIONAL AID APPARATUS, NESOI	NO	4	188,230
8527120000	POCKET-SIZE RADIO CASSETTE PLAYERS	NO	13,602	202,088
8527136000	RADIOBROADCAST RECEIVERS, BATTERY TYPE, NESOI	NO	1,015,874	605,558
8527290000	RADIOBROADCAST RECEIVERS FOR MOTOR VEHICLES NESOI	NO	28	16,200
8527310000	RADIOBROADCAST RECEIVERS, NESOI, WITH SOUND RECORDER	NO	220	68,640
8527904000	OTHER ARTICLES DESIGNED FOR CONNECTION TO TLPH	NO	2	5,600
8527908015	RADIO RECEIVERS, RADIO PAGING TYPE	NO	22,526	2,903,707
8527908075	RECEPTION APPARATUS RADIO COMMUNICATIONS, NESOI	X		186,741
8528123000	RECEP APP FOR TV, COLOR, INC VIDEO RCRDNG/REPROD APP	NO	365	193,885
8528129010	RECEP APP FOR TV, COLOR, HAVNG PICTURE TUBE, < 52CM	NO	77	33,000
8528210000	VIDEO MONITORS, COLOR	NO	1,159	37,030
8528305550	VIDEO PROJECTORS, COLOR	NO	518	15,000
8528309000	VIDEO PROJECTORS, MONOCHROM	NO	587	17,000
8529102020	TELEVISION ANTENNAS, RECEIVING ONLY	NO	500	9,050
8529102050	TELEVISION ANTENNAS, NESOI	NO	20	8,500
8529104000	ANTENNAS & PARTS FOR RADAR, RADIO NAVIGATIONAL AID	X		4,879

TABLE 4 - SHIPMENTS OF MERCHANDISE FROM PUERTO RICO TO THE UNITED STATES,
BY COMMODITY:FISCAL YEAR 1999

COMM-CODE	COMMODITY AND UNIT OF QUANTITY		QUANTITY	VALUE-\$
8529106000	ANTENNAS & PARTS,NESOI,FOR HOG 8525 TO 8528	X		24,768
8529901000	TELEVISION TUNERS	X		3,000
8529903800	PARTS,NESOI,FOR TV APPARATUS, HEADINGS 8525-8528	X		145,581
8529904720	PARTS FOR RADAR APPARATUS	X		12,110
8529904760	PARTS FOR RADIO REMOTE CONTROL APPARATUS	X		133,998
8529905000	PARTS, NESOI, OF APPARATUS IN HEADINGS 8525 TO 852	X		140,483
8530900000	PARTS FOR ELC SIGNALING, TRAFFIC, SAFETY EQUIPMNT	X		225,000
8531100045	BURGLAR OR FIRE ALARMS AND SIMILAR APPARATUS,NESOI	NO	129,242	32,258,855
8531200020	INDICATOR PANALS INCORPORATING LCD'S	X		30,000
8531200040	INDICATOR PANELS INCORPORATING LED'S	X		15,300
8531804000	PAGING ALERT DEVICES	NO	10,338	258,482
8531809015	INDICATOR PANELS, NESOI	X		2,925
8531809040	SOUND SIGNALING APPARATUS,NESOI	X		24,000
8531809050	OTHER SIGNALING DEVICES, ELECTRIC, NESOI	X		232,800
8531809000	PARTS OF ELECTRIC SOUND OR VISUAL SIGNALING APRTS	X		111,515,072
8532100000	FIXED CAPACITORS, 50-60 HZ, POWER, CPCTY =>.5 KVAR	NO	142	84,539
8532210080	OTHER TANTALUM ELECTROLYTIC FIXED CAPACITORS, NESI	NO	28	17,734
8532220040	FIXED CAPACITORS, ALUMINUM ELECTROLYTIC>18BUT=<35	NO	8,800	8,800
8532240020	FIXED CAPACITORS, CERAMIC, DIELECTRIC MLTLR CHIPS	NO	1,068,376	29,464
8532240060	FIXED CAPACITORS, CERAMIC, DIELECTRIC MLTLR RDIAL	NO	3,000	3,724
8532290040	FIXED CAPACITORS, NESOI	NO	100,232	25,393
8532900000	PARTS FOR ELECTRICAL CAPACITORS	X		178,926
8533100042	FIXED CARBON RESISTORS SURFACE MOUNTED FILM, 2 TML	NO	1,044,000	3,308
8533210045	FIXED RESISTORS =< 20 W SURFACE MOUNTED, 2 TERMINA	NO	341,291	9,912
8533210075	FIXED RESISTORS,NESOI,HAVING MORE THAN 2 LEADS	NO	2,000	5,533
8533290000	FIXED RESISTORS NESOI > 20 W POWER HDLG CPCY	NO	38	224,344
8533390040	WIREWOUND VARIABLE RESISTORS, DIMMERS	NO	2,816,581	22,550,000
8533390080	WIREWOUND VARIABLE RESISTORS, NESOI	NO	16,134	183,114
8533400040	VARIABLE RESISTORS, NESOI, MOTOR STARTERS, CNL	NO	71,695	330,884
8533400080	VARIABLE RESISTORS, NESOI	NO	341,826	190,794
8534000020	PRINTED CIRCUITS OF PLASTIC/GLASS =>3 LAYERS, CNDT	NO	13,844	408,903
8534000040	PRINTED CIRCUITS OF PLASTIC/GLASS, NESOI	NO	178,146	617,719
8534000070	PRINTED CIRCUITS, PLASTIC IMPRG.,NOT FLEX, NESOI	NO	12	17,953
8534000080	PRINTED CIRCUITS, FLEXIBLE TYPE, NESOI	NO	285,599	1,249,273
8534000090	PRINTED CIRCUITS, NESOI	NO	1,878,170	7,092,021
8535210000	AUTOMATIC CIRCUIT BREAKERS > 1000 V BUT < 72.5 KV	NO	384,752	91,624,184
8535290040	AUTOMATIC CIRCUIT BREAKERS NESOI > 72.5 KV < 345 K	NO	1,144	2,626,624
8535300080	ISOLATING SWITCH & MAKE & BREAK SWITCH,NESOI>1000V	NO	10,295	189,858
8535400000	LIGHTNING ARRESTERS,VOLTAGE LIMITERS,SURGE SUPPRES	X		44,638,416
8535908020	TERMINALS, ELC SPLICES AND ELC COUPLINGS	NO	192	158,844
8535908040	ELECTRICAL CONNECTORS, NESOI > 1000 V	NO	9	63,409
8535908060	ELECT SWITCHING & CIRCUIT PROTECTION APPRTS, NESOI	NO	20,931,151	5,499,462
8536100020	FUSES =< 1000 V, GLASS CARTRIDGE	NO	21	75,600
8536100040	FUSES =< 1000 V, NESOI	NO	1,458,577	23,365,144
8536200020	AUTOMATIC CIRCUIT BREAKERS =< 1000 V, MOLDED CASE	NO	392,760,580	325,877,189
8536200040	AUTOMATIC CIRCUIT BREAKERS =< 1000 V, NESOI	NO	3,138,275	5,199,878
8536300000	OTHER APPARATUS FOR PROTECTING ELC CRTS =< 1000 V	X		2,824,175
8536410005	AUTOMOTIVE SIGNALING FLASHERS FOR VOLTAGE =< 60 V	NO	65	58,000
8536410020	ELCTMCHL RLYS =< 60 V, & CNTCTS =< 10 A EXCPT ASF	NO	1	8,100
8536410030	RLYS (EXCPT ELCTMCHL & ASF) =< 60V, & CNTCTS < 10A	NO	6,877	35,145
8536410045	CONTACTORS, =<60 V, CNTCTS =>10 A, EXCPT ASF	NO	21,369	389,775
8536410050	ELCTMCHL RLYS(EPCT CNTCTRS & ASF)=<60V CNTCTS=>10A	NO	4,790	119,700
8536410060	RELAYS FOR PROTECTING ELECTRICAL CIRCUITS, =< 60 V	NO	10,963	134,391
8536490080	RELAYS > 60 V, NESOI	NO	48	158,893
8536504000	MOTOR STARTERS	NO	447	68,558
8536509035	SWITCHES, PUSH-BUTTON, RATED AT OVER 5 A	NO	112	21,338
8536509040	SNAP ACTION SWITCHES,OTHER THAN LIMIT, <=1000 V	NO	5,313	14,911
8536509055	SWITCHES, LIMIT, NESOI, VOLTAGE NOT OVER 1000 V	NO	4,448,026	12,138,793
8536509065	OTHER SWITCHES, VOLTAGE NOT EXCEEDING 1000V, NESOI	NO	13,414	194,712
8536610000	LAMP HOLDERS	NO	8,000	3,020
8536694010	ELECTRICAL CONNECTORS, COAXIAL TYPE, <= 1,000 V	NO	749,139	1,282,544
8536694020	ELECTRICAL CONNECTORS, CYLINDRICAL, MULTICONTACT	NO	38,761	129,876
8536694030	ELECTRICAL CONNECTORS, RACK AND PANEL TYPE<=1000 V	NO	2,000	23,777
8536694040	ELECTRICAL CONNECTORS, PRNTD CRCT TYPE <=1,000 V	NO	45,953	217,722
8536695050	ELECTRICAL CONNECTORS, FOR VOLTAGE<=1,000 V, NESOI	X		8,724,137
8536904000	TERMINALS,ELECTR SPLICES & COUPLINGS,WAFER PROBES	X		207,916
8536908030	ELECTRICAL JUNCTION BOXES NOT EXCEEDING 1,000 V	NO	77	57,629
8536908085	ELECT APPARATUS FOR SWTCH & PROTECT CIRCUITS NESOI	X		137,095,910
8537106000	MOTOR CONTROL CENTERS FOR A VOLTAGE NOT EXC. 1000V	NO	160	78,587
8537109020	SWITCHGEAR ASSEMBLIES AND SWITCHBOARDS =< 1000 V	NO	2,012	5,307,323

TABLE 4 - SHIPMENTS OF MERCHANDISE FROM PUERTO RICO TO THE UNITED STATES.
BY COMMODITY:FISCAL YEAR 1989

COMM-CODE	COMMODITY AND UNIT OF QUANTITY		QUANTITY	VALUE-\$
8537109050	ELECTRICAL PANEL & DISTRIBUTION BOARDS =< 1000 V	NO	1	340,000
8537109060	PROGRAMABLE CONTROLLERS	NO	685	404,987
8537109070	ELECT APPARATUS EQP WITH APTS FRM HD 8535&36,NESOI	NO	2,221,136	48,686,496
8537200020	SWITCHGEAR & SWITCHBOARD ASSEMBLIES > 1000 V	NO	3	8,767
8538100000	BOARDS, PANELS, CONSOLES ETC OF 8537 LESS APTS	X		8,354,487
8538907020	PARTS OF AUTO CIR BREAKERS FOR HEAD 8535/8536/8537	X		54,855,910
8538907040	ELECTRICAL METAL CONTACTS FOR HEAD 8535,8536,8537	X		2,967
8538907060	PARTS NESOI OF SWITCHGEAR, FOR HD 8535, 8536, 8537	X		40,779
8538907080	PRTS SUITBL FOR USE W/APTS IN 8535,8536,8537,NESOI	X		11,158,069
8539212000	TUNGSTEN HALOGEN FILAMENT LAMPS =< 100 V	NO	11	3,670
8539214080	TUNGSTEN HALOGEN FILAMENT LAMPS > 100 V, & >= 500W	NO	388	5,613
8539390000	DISCHARGE LAMPS, (EX ULTRAVIOLET), NESOI	NO	10	31,877
8539900000	PARTS FOR ELECTRIC FILAMENT OR DISCHARGE LAMPS	X		4,355,568
8540204000	TV CAM TUBE,IMAGE CONVERT & INTENSIFIERS	NO	1	12,000
8540720000	KLYSTRON MICROWAVE TUBES	NO	6	35,000
8540890040	TUBES, NESOI, DIODE, TRIODE, AND TETRODE TYPES	NO	4	16,172
8540990000	PARTS, NESOI, FOR ELECTRON TUBES	X		1,296,859
8541100040	CHIPS, DICE, WAFERS F DIODES EXC PHOTOSENSITIVE	NO	6,477	6,855
8541100060	MICROWAVE DIODES	NO	1,630,477	2,917,745
8541100080	SEMICONDUCTOR DIODES NOT PHOTOSENSITIVE > 0.5 A	NO	1	17,717
8541290080	TRANSISTORS OTHER THAN PHOTOSENSITIVE => 1 W	NO	21,318	29,088
8541402000	PHOTOSENSITIVE SEMICONDUCTOR DEVICES, LED'S	NO	1	3,088
8541406010	CHIPS,DICE & WAFERS FOR PHOTOSENSITIVE DIODES	NO	199,891	906,381
8541406050	PHOTOSENSITIVE DIODES,NESOI	NO	1,477	16,267
8541409500	PHOTOSENSITIVE SEMICONDUCTOR DEVICES, NESOI	NO	23	8,856
8541900000	PARTS FOR DIODES, TRANSISTORS & SMLR SEMICONDUCTRS	X		225,000
8542120000	CARDS INCORP. ELEC. INTEGRATED CRCT (SMART CARDS)	NO	1,449,274	4,118,128
8542138005	UN,CHPS,DCE,WFRS DGTL MNLTHC INTGRT CRTS,SLCN(MOS)	NO	199	2,900
8542138010	CHPS,DCE,WFRS DGTL MLTHC INTGRTD CRTS,NOT SLCN MOS	NO	56,949	154,305
8542138027	MONOLITHIC INTEGRATED CRCT MOS DRAM <= 300000 BITS	NO	4,405	195,436
8542138028	MONOLITHIC INTEGRATED CRCT MOS DRAM > 300,000 BITS	NO	3,601,017	24,295,843
8542138043	MONOLITHIC INTEGRATED CRCT MOS SRAM <= 300000 BITS	NO	147,906	697,813
8542138044	MONOLITHIC INTEGRATED CRCT MOS SRAM > 300,000 BITS	NO	789,462	3,813,091
8542138065	MONOLITHIC INTEGRATED CIRCUITS DIGITAL MOS NESOI	NO	520,440	593,916
8542138066	MICROPROCESSORS, MOS, DGTL, SLCN, <=8 BIT BUS	NO	10	4,700
8542138068	MICROPROCESSORS, MOS, DGTL, SLCN,>=32 BIT BUS	NO	1,477	447,186
8542138072	MONOLITHIC INTEGRATED CIRCUITS DIGITAL (MOS) NESOI	NO	167,505	1,464,957
8542138092	MNLTHC IC'S DGTL, MEMORY, EXC SLCN, MOS, NESOI	NO	247	3,741
8542138096	MNLTHC IC'S DGTL,EXC MEMORY OR SILICON,MOS,NESOI	NO	77,428	113,476
8542148001	CHPS,DCE,WFRS DGTL MNLTHC INTGTD CRTS,BPLR,SLCN	NO	9,000	27,663
8542148017	MNLTHC INTGRTD CRCTS,SLCN,DGTL,BPR,EX MEM, NESOI	NO	400	8,046
8542188078	MNLTHC IC'S DGTL, SLCN, NESOI, (BICMOS) EXCPT MRY	NO	3,000	31,616
8542188092	MNLTHC IC'S DGTL, MEMORY, EXC SLCN, NESOI, BIMOS	NO	100	7,900
8542188096	MNLTHC IC'S DGTL, EXC MMRY OR SLCN, BIMOS, NESOI	NO	56	14,682
8542300040	CHPS,DCE,WFRS MONOLITHIC INTEGRATED CIRCUIT,NESOI	NO	29,011	30,349
8542300080	MONOLITHIC IC NESOI,FREQ < 100MHZ,MIXED SGNL,LOGIC	NO	72	5,720
8542300090	MONOLITHIC IC NESOI,FREQ < 100MHZ, MIX SGNL,NESOI	NO	2,000	8,700
8542400075	HYBRID INTEGRATED CIRCUITS,WITH FREQUENCY =>30 MHZ	NO	578	28,214
8542400095	HYBRID INTEGRATED CIRCUITS, NESOI	NO	902	233,465
8542500000	ELECTRONIC MICROASSEMBLIES	NO	2,174	5,000
8542900000	ELECTRONIC INTEGRATED CIRCUITS AND MCRSSMBLS PARTS	X		215,015
8543894000	ELECTRIC SYNCHROS & TRANSDUCERS,FLIGHT DATA RECORD	X		13,000
8543898000	MICROWAVE AMPLIFIERS	NO	19,558	25,694
8543899660	AMPLIFIERS, NESOI	NO	1	8,093
8543899680	ELECTRICAL MACHINES AND APPARATUS,NESOI	X		4,106,074
8543909500	PARTS,NESOI,FOR ELECTRICAL MACHINES,NESOI	X		76,442
8544110050	OTHER INSULATED WINDING WIRE MADE OF COPPER	KG	7,684	11,500
8544190000	INSULATED WINDING WIRE, NESOI	KG	745	12,280
8544200000	INSULATED COAXIAL CABLE AND COAXIAL ELECTRICAL CDT	KG	4,652	49,846
8544300000	INSULATED WIRING SETS FOR VEHICLES SHIPS AIRCRAFT	X		13,016,878
8544410000	INSULATED ELECTRIC CONDUCTORS =< 80 V WITH CNTRS	X		90,264
8544490000	INSULATED ELECTRIC CONDUCTORS =< 80 V NESOI	KG	17,289	263,628
8544510000	ELECTRICAL CONDUCTORS > 80 BUT =< 1000V W CNTRS	X		192,632
8544592080	INSULATED ELECTRIC CONDUCTORS NESOI OF COPPER	KG	6,788	55,500
8544700000	INSULATED OPTICAL FIBER CABLES WITH INDVULY SH FBR	FBM	42,095	21,047
8545110000	CARBON ELECTRODES OF A KIND USED IN FURNACES	KG	13,471	30,000
8545180000	CARBON ELECTRODES,NESOI	KG	10	5,547
8545900000	ELECTRICAL CARBON OR GRAPHITE ARTICLES,NESOI	KG	1,970	93,602
8546200030	ELECTRICAL INSULATORS, SPSSN PIN-TYPE OR LINE POST	NO	67	8,830
8548900000	ELECTRICAL PARTS OF MACHINERY NESOI IN CHAPTER 85	X		22,648,122

TABLE 4 - SHIPMENTS OF MERCHANDISE FROM PUERTO RICO TO THE UNITED STATES,
BY COMMODITY:FISCAL YEAR 1999

COMM-CODE	COMMODITY AND UNIT OF QUANTITY	QUANTITY	VALUE-\$
	VEHICLES,AIRCRAFT,VESSELS AND ASSOCIATED TRANSPORT EQUIPMENT..... TOTAL		52,641,830
	RAILWAY OR TRAMWAY LOCOMOTIVES, ROLLING STOCK AND PARTS THEREOF; RAILWAY OR TRAMWAY TRACK FIXTURES AND FITTINGS AND PARTS THEREOF; MECHANICAL(INCLUDING ELECTROMECHANICAL) TRAFFIC SIGNALING EQUIPMENT OF ALL KINDS..... TOTAL		2,155,069
8607199000	PARTS OF TRUCK ASSEMBLIES, NESOI	X	95,069
8607291000	BRAKES & PARTS, FOR VEHCLS OF HDG 8605-8606, NESOI	X	70,000
8609000000	CONTAINERS FOR ONE OR MORE MODES OF TRANSPORT	X	1,990,000
	VEHICLES, OTHER THAN RAILWAY OR TRAMWAY ROLLING STOCK, AND PARTS AND ACCESSORIES THEREOF..... TOTAL		43,121,923
8701801070	TRCTS,AGRL USE, NEW,EXC TRACK-LAYING AND PTO TYPE	NO	111 829,758
8701801090	TRCTS,AGRL USE, USED, EXC TRACK-LAYING TYPE	NO	17 131,500
8702900000	PUBLIC-TRNSPRT TYP PASGNR VEH, NESOI	NO	4 87,233
8703101000	VEHICLES DESIGNED FOR TRAVELING ON SNOW	NO	3 25,200
8703105030	MOTORIZED GOLF CARTS FOR THE TRANSPORT OF PERSONS	NO	2 6,000
8703230010	MOTOR HOMES,SPK,IGN,NEW,>=1500CC AND <=3000CC DSPL	NO	14 699,675
8703230060	VEHICLES,NESOI,NEW,ENG EXC >1500<=3000CC,>4<= 6CYL	NO	240 3,938,169
8703230090	VEHICLES,NESOI,USED,ENG EXC 1500,NOT EXC 3000 CC	NO	474 6,631,335
8703240010	AMBULANCES, HEARSES, PRISON VANS, NEW, > 3000 CC	NO	2 17,000
8703240050	PASS VEH,SPARK IGN, NESOI, NEW, > 3000 CC,& <=4 CYL	NO	1 18,100
8703240075	PASS VEH,SPARK IGN,NESOI,NEW,>3000 CC & >6CYLINDR	NO	2 40,028
8703240090	PASS MTR VEH, SPARK IGN, OVER 3000 CC, USED	NO	1,822 10,018,407
8703320010	PASS VEH, DIESEL ENG, OV 1500 BT NT OV 2500 CC,NEW	NO	4 102,150
8703320050	PASS VEH,DIESEL ENG, OV 1500 BT NT OV 2500 CC,USED	NO	99 708,900
8704900000	TRUCKS, NESOI	NO	29 1,921,154
8706001060	CHASSIS FITTED WITH ENGINES FOR VEH OF HEAD 8704	NO	2 10,026
8707100020	BODIES FOR PASSENGER AUTOS OF HEADING 8703	NO	130 1,127,905
8708100010	STAMPINGS OF BUMPERS AND PARTS, HEAD 8701 TO 8705	X	32,000
8708100050	BUMPERS AND PARTS, NESOI, OF HEADINGS 8701 TO 8705	X	207,102
8708210000	SAFETY SEAT BELTS AND PARTS OF 8701 TO 8705	KG	5,610 15,000
8708290010	STAMPINGS OF BODIES OF 8701 TO 8705	X	12,669
8708295070	PTS AND ACCESSORIES,NESOI,OF BODIES HDG 8701,8705	X	97,155
8708310000	MOUNTED BRAKE LININGS OF MOTOR VEH OF HD,8701,8705	X	20,500
8708390000	BRAKES AND SERVO-BRAKES,PARTS, OF 8701,8705	X	4,528,242
8708406000	GEAR BOXES FOR VEHICLES,NESOI,OF 8701 TO 8705	X	147,054
8708500050	DRIVE AXLES WITH DIFFERNTL FOR VEHICLES,NESOI	X	2,599
8708600050	NON-DRIVING AXLES AND PARTS FOR VEHICLES,NESOI	X	5,830
8708700050	ROAD WHEELS AND PRTS FOR VEH NESOI,OF 8701,8705	X	1,718,244
8708805060	SUSPENSION SHOCK ABSORBERS FOR VEHICLES, NESOI	X	20,265
8708915000	RADIATORS FOR VEHICLES, NESOI	NO	2,722 46,795
8708931000	CLUTCHES AND PARTS FOR TRACTORS FOR TRACT,AGRICULT	X	11,624
8708935000	CLUTCHES AND PARTS FOR VEHICLES, NESOI	X	81,802
8708945000	STEERING WHEELS,STEERING COLUMNS,STEERING BOXES,VE	X	2,162,319
8708990010	PARTS AND ACCESSORIES NESOI,FOR TRACTORS NESOI	X	35,381
8708998075	PARTS AND ACESSORIES FOR VHCLS 8701 TO 8705, NESOI	X	578,260
8709190030	WORKS TRUCKS, EXC ELEC, OPERATOR RIDE,W/O LIFT EQP	NO	1 15,000
8711200000	MOTORCYCLES (INCLUDING MOPEDS),CYCL,EXC50CC,NT250C	NO	2 23,200
8711400000	MOTORCYCLES,CYCL,EXC500,NT800CC	NO	1 8,000
8711500000	MOTORCYCLES, CYCL,EXCD 800 CC	NO	603 922,000
8713900000	INVALID CARRIAGES, NESOI	NO	6 14,195
8714200000	PARTS AND ACCESSORIES OF INVALID CARRIAGES	KG	100 5,100
8714920000	WHEEL RIMS AND SPOKES,NESOI,OF VEH,HD,8711,8713	KG	1,016 10,000
8714990000	PARTS AND ACESSORIES NESOI OF VEH,OF 8711,8713	KG	39,494 73,000
8716100030	TRAILERS AND SEMI-TRAILERS FOR HOUSING LES 10.6M	NO	1 20,000
8716400000	TRAILERS AND SEMI-TRAILERS, NESOI	NO	9 465,000
8716805070	VEHICLES NOT MECHANICALLY PROPELLED, NESOI	NO	1 10,000
8716900000	PARTS,NESOI,OF TRAILERS,SEMI-TRAILERS,VEH NESOI	KG	206,986 5,521,047
	AIRCRAFT,SPACECRAFT,AND PARTS THEREOF..... TOTAL		6,249,707

**TABLE 4 - SHIPMENTS OF MERCHANDISE FROM PUERTO RICO TO THE UNITED STATES,
BY COMMODITY:FISCAL YEAR 1999**

COMM-CODE	COMMODITY AND UNIT OF QUANTITY		QUANTITY	VALUE-\$
8801900000	BALLOONS, DIRIGIBLES & OTHER NON-POWERED AIRCRAFT	X		3,000
8802110090	USED/REBUILT HELICOPTERS, NON-MILITARY, WGT < 2000KG	NO	1	55,000
8803100010	PELLERS & ROTORS & PRTS THEREOF FOR CIVIL AIRCRAFT	KG	879	17,000
8803200050	UNDERCARRIAGES & PARTS THEREOF FOR MILITARY AIRCRAFT	KG	11,524	4,453,063
8803300010	OTHER PARTS, NESOI, OF CIVIL AIRPLANES/HELICOPTERS	KG	32,056	1,672,644
8803300050	OTHER PARTS, NESOI, OF MILITARY AIRPLANES/HELICOPTERS	KG	14	11,500
8803900000	PARTS OF COMMUNICATIONS SATELLITES	KG	1	30,000
8803909010	OTH PRTS, NESOI, FOR CIVIL AIRCRAFT, & NON-POWERED AIRCRAFT	KG	1,610	7,500
	SHIPS, BOATS AND FLOATING STRUCTURES.....	TOTAL		1,115,131
8903100000	INFLATABLE YACHTS, VESSELS, FOR PLEASURE, SPORTS	NO	1	2,800
8903992000	OUTBOARD MOTORBOATS	NO	14	351,864
8903999000	YACHTS & OTH VESSELS FOR PLEASURE OR SPORTS, NESOI	NO	10	594,816
8906009090	VESSELS, NESOI, LIFEBOATS	X		139,426
8907100000	INFLATABLE RAFTS	NO	681	16,225
8907900060	TANKS	X		10,000
	OPTICAL, PHOTOGRAPHIC, CINEMATOGRAPHIC, MEASURING, CHECKING, PRECISION, MEDICAL OR SURGICAL INSTRUMENTS AND APPARATUS; CLOCKS AND WATCHES; MUSICAL INSTRUMENTS; PARTS AND ACCESSORIES THEREOF.....	TOTAL		1,988,503,221
	OPTICAL, PHOTOGRAPHIC, CINEMATOGRAPHIC, MEASURING, CHECKING, PRECISION, MEDICAL OR SURGICAL INSTRUMENTS AND APPARATUS; PARTS AND ACCESSORIES THEREOF.....	TOTAL		1,970,841,061
9001100000	OPTICAL FIBERS, OPTICAL FIBER BUNDLES AND CABLES E	FBM	2	8,000
9001300000	CONTACT LENSES	PRS	2,060,794	63,786,315
9001400000	SPECTACLE LENSES OF GLASS, UNMOUNTED	PRS	15,704	177,438
9001500000	SPECTACLE LENSES OF OTHER MATERIALS, UNMOUNTED	PRS	3,415,574	39,854,297
9001901000	LENSES, PRISMS, AND MIRRORS, UNMOUNTED, NESOI	X		39,500
9001907000	OPTICAL ELEMENTS OF ANY MATERIAL, UNMOUNTED, NESOI	X		427,625
9002119000	LENSES FOR CAMERAS, PHOTOGRAPHIC ENLARGERS, NESOI	X		27,000
9002190000	OBJECTIVE LENSES AND PARTS, NESOI	X		36,994
9002204000	FILTERS AND PARTS FOR PHOTOGRAPHIC USE	X		360,110
9002208000	FILTERS AND PARTS EXCEPT PHOTOGRAPHIC	X		522,056
9002900000	PRISM, MIRRORS, MOUNTED & PARTS & ACCESSORIES, NESOI	X		9,975
9003190000	FRAMES AND MOUNTINGS OF OTHER MATERIALS	DOZ	87	41,000
9003900000	PARTS FOR FRAMES AND MOUNTINGS, SPECTACLES, ETC	X		235,107
9004100000	SUNGLASSES	DOZ	7,140	2,638,926
9005100080	BINOCULARS, NESOI	NO	85	52,500
9005804040	OPTICAL TELESCOPES, NESOI	NO	330	425,000
9005900000	BINOCULARS, OTHER OPTICAL TELESCOPES PARTS	X		31,700
9006300000	CAMERAS FOR UNDERWATER, AERIAL SURVEY, MEDICAL ETC	NO	17	22,300
9006400000	INSTANT PRINT CAMERAS	NO	2	7,500
9006530000	PHOTO CAMERAS FOR ROLL FILM OF A WIDTH OF 35 MM	NO	45,024	1,089,145
9006590000	PHOTOGRAPHIC (OTHER THAN CINEMATOGRAPHIC) CAMERAS,	NO	3	26,250
9006910000	PARTS AND ACCESSORIES FOR PHOTOGRAPHIC CAMERAS	X		249,046
9006990000	PTS, PHOTOGRAPHIC FLASHLIGHT EXC OF HEADING 8539,	X		3,030
9007110000	CINEMA CAMERAS FOR FILM < 16MM WIDTH, DOUBLE 8MM FL	NO	767	111,300
9007190080	OTHER CINEMATOGRAPHIC CAMERAS, OVER 16 MM	NO	7	111,500
9007208050	PROJECTORS FOR FILM OVER 16 MM IN WIDTH	NO	12	140,500
9007910000	PARTS AND ACCESSORIES FOR CAMERAS	X		56,400
9008100000	SLIDE PROJECTORS	NO	37	10,000
9008208000	MICROFILM READERS NOT CAPABLE OF PRODUCING COPIES	NO	52	117,035
9008300000	IMAGE PROJECTORS, OTHER THAN CINEMATOGRAPHIC	NO	2	8,650
9008900000	PTS, OF IMAGE PROJECTOR, ENLARGER & REDUCER EXC CINEMA	X		42,248
9009110000	ELECTROSTATIC PHOTOCOPYING IMAGE DIRECTLY ON COPY	NO	302	1,890,563
9009900000	PART AND ACCESSORIES OF PHOTOCOPYING APPARATUS	X		19,785
9010100000	APPARATUS & EQUIP, AUTOMATIC DEVELOPING PHOTO FILM	X		40,266
9010503000	EDITORS, COMBINATION EDITOR-SPLICERS FOR FILM	X		120,000
9010506000	APPARATUS AND EQUIPMENT FOR PHOTOGRAPHIC LABS NESOI	X		10,000
9010900000	PTS & ACCESS OF APPRT & EQUIP FOR PHOTO/CINEMA LAB	X		8,494
9011900000	PTS & ACCESSORIES FOR COMPOUND OPTICAL MICROSCOPES	X		7,000
9012900000	PTS FOR MICROSCOPES, EXC OPTICAL; DIFFRACTION	X		660,226
9013200000	LASERS, OTHER THAN LASER DIODES	NO	27	33,244

TABLE 4 - SHIPMENTS OF MERCHANDISE FROM PUERTO RICO TO THE UNITED STATES,
BY COMMODITY:FISCAL YEAR 1999

COMM-CODE	COMMODITY AND UNIT OF QUANTITY		QUANTITY	VALUE-\$
9013800000	OPTICAL DEVICES, APPLIANCES AND INSTRUMENTS, NESOI	X		5,000
9013900000	PTS OF LIQ CRYSTAL DEVICE, LASER&OTH OPTICAL,NESOI	X		3,500
9014100080	DIRECT FIND COMPASSE, EXC FOR CIVIL AIRCRAFT,NESOI	NO	12	22,000
9014200080	INST & APPLN, AERONAUTICAL/SPACE NAVIGATION, NESOI	NO	1	3,600
9014800000	PTS, FOR DIRECT FIND COMPASSES, NAVIGATIONAL INST	X		12,000
9015100000	RANGEFINDERS	NO	2	9,000
9015802000	OPTL SURVEYING, HYDROGPH, OCEANOGRAPH, INST&APPL,NESOI	X		445,500
9015806040	GEOGRAPHICAL INSTRUMENTS AND APPLIANCES, NESOI	X		6,025
9015808080	SURVEYING, HYDROGRAPHIC, ETC. INST & APPLN, NESOI	X		83,885
9017204000	DIS CALCULATORS, & OTH MATH CALCULATING INSTRUMENT	X		18,097,563
9017208040	HAND-OPERATED INPUT DEVICES, DIGITIZERS	NO	701	174,000
9017308000	GAUGES FOR MEASURING LENGTH	X		50,254
9017800000	OTHER INSTRUMENTS FOR MEASURING LENGTH, NESOI	X		108,474
9017900080	PTS & ACCESS, MEAS LGTH FOR USE IN HAND, NESOI	X		190,000
9018110040	ELECTROCARDIOGRAPHS	NO	8	11,141
9018110080	PARTS AND ACCESSORIES FOR ELECTROCARDIOGRAPHS	X		290,276,377
9018130000	MAGNETIC RESONANCE IMAGING APPARATUS	X		100,000
9018194000	APPARATUS, FUNCTIONAL EXPLORATORY EXAMINATION& PTS	X		585,149
9018195500	PATIENT MONITORING SYSTEMS	X		1,674,278
9018199530	BASAL METABOLISM AND BLOOD PRESSURE APPARATUS	X		3,318
9018199550	ELECTRO-DIAGNOSTIC APPARATUS, NESOI	X		589,071
9018199560	PTS & ACCESSORIES FOR ELECTRO-DIAGNOSTIC APPARATUS	X		257,728
9018200000	ULTRAVIOLET OR INFRARED RAY APPARATUS, & PTS & ACC	X		55,607
9018310080	SYRINGES, WITH OR WITHOUT THEIR NEEDLES, NESOI	NO	7,574,985	8,263,071
9018310090	PTS FOR SYRINGES, WITH OR WITHOUT THEIR NEEDLES	X		60,580,533
9018320000	TUBULAR METAL NEEDLES & NEEDLES FOR SUTURES & PARTS	X		73,203
9018390030	BOUGIES, CATHETERS, DRAINS & SONDES & PTS & ACCESS	X		137,328,896
9018390050	CANNULAE AND THE LIKE AND PART AND ACCESSORIES	X		89,377,472
9018410000	DENTAL DRILL ENGINES AND PARTS AND ACCESSORIES	X		4,300
9018490000	INST & APPLN FOR DENTAL SCIENCE, & PTS & ACC,NESOI	X		51,916
9018500000	OTHER OPHTHALMIC INSTRUMENTS & APPLIANCES & PARTS	X		120,291
9018901500	OPTICAL INSTRUMENTS AND APPLIANCES & PARTS, NESOI	X		272,422
9018903000	ANESTHETIC INSTRUMENTS AND APPLIANCES AND PARTS	X		40,585,619
9018905000	SPHYGMOMANOMETERS, TENSIMETERS ETC, PTS & ACCESS	X		98,383
9018906000	ELECTRO-SURGICAL INSTRUMENTS & APPLIANCES & PARTS	X		672,018
9018907020	DIALYSIS INSTRUMENTS AND APPARATUS	X		46,972
9018907060	OTHER THERAPEUTIC APPLIANCES AND INSTRUMENTS,NESOI	X		701,939
9018907070	PTS & ACCESSORIES OF DIALYSIS INST & APPARATUS	X		48,830
9018907080	ELECTRO-MEDICAL INST & APPLIANCES & PARTS, NESOI	X		2,384,941
9018908000	INST & APPLIANCES FOR MEDICAL,SURGICAL, ETC,NESOI	X		940,085,978
9019102000	MECHANO-THERAPY APPLIANCES & MASSAGE APPARATUS,PTS	X		81,000
9019105000	PSYCHOLOGICAL APTITUDE-TESTING APPARATUS & PARTS	X		103,076
9019200000	OZONE,OXYGEN,ETC THERAPY, RESPIRATION APPARATUS,PT	X		480,973
9020004000	UNDERWATER BREATHING DEVICES CARRIED ON PERSON	X		314,053
9020008000	BREATHING APPLN & GAS MASK, & PARTS & ACCESS,NESOI	X		77,528
9021110000	ARTIFICIAL JOINTS AND PARTS AND ACCESSORIES	X		53,000
9021194000	BONE PLATES,SCREWS&NAILS,&OTH INTERNAL, FIX DEVICE	X		50,642,068
9021198500	ORTHOPEDIC OR FRACTURE APPLIANCES & PTS, NESOI	X		1,284,264
9021218000	ARTIFICIAL TEETH, EXC OF PLASTIC & PTS & ACCESSORIES	X		34,000
9021300000	OTH ARTIFICIAL PTS OF THE BODY & PTS & ACCESSORIES	X		34,330,646
9021400000	HEARING AIDS, EXCLUDING PARTS AND ACCESSORIES	NO	1,392	729,698
9021500000	PACEMAKERS FOR STIMULATING HEART MUSCLES, EXC PTS	NO	201,948	119,261,999
9021900000	APPLIANCES WORN,CARRIED,IMPLANTED IN BODY&PT,NESOI	X		18,023,611
9022120000	COMPUTED TOMOGRAPHY APPARATUS	X		4,500
9022140000	APPTS BASE ON X-RAY, MEDICAL,SURGICAL,VETNRY,NESOI	X		39,267
9022190000	APPARATUS BASE ON X-RAY FOR OTH USE,EX MEDICAL,ETC	X		13,000
9022210000	APPTS BASE ON ALPHA,BETA,ETC RADIATION,MEDICAL,ETC	X		4,000
9022298000	APPTS, ALPHA,BETA,ETC RADIATION FOR OTH USE, NESOI	X		2,921
9022300000	X-RAY TUBES	NO	1	15,000
9022904000	PARTS AND ACCESSORIES OF X-RAY TUBES	X		3,000
9022906000	PTS OF APPARATUS BASED ON THE USE OF X-RAYS	X		118,000
9022907000	PARTS & ACCESS OF IONIZATION TYPE SMOKE DETECTORS	X		10,000
9023000000	INST, APPTS&MODELS, FOR DEMONSTRATIONAL USE& PARTS	X		11,101
9024100000	MACHINES AND APPLIANCES FOR TESTING METALS	X		7,392
9024800000	MACHINE&APPLIANCE, TEST HARDNESS,STRENGTH,ETC,NESOI	X		797,517
9024900000	PTS, MACHINE & APPLN, TEST HARDNESS/STRENGTH, ETC	X		827,664
9025112000	CLINICAL THERMOMETERS LIQUID-FILLED	NO	2,001	3,800
9025114000	THERMOMETERS LIQUID-FILLED, DIRECT READING, NESOI	NO	2	4,000
9025198080	THERMOMETERS, NT COMBINED WITH OTH INST, NESOI	NO	897	425,583
9025801500	BAROMETERS, NOT COMBINED WITH OTHER INSTRUMENTS	NO	25,588	514,468

TABLE 4 - SHIPMENTS OF MERCHANDISE FROM PUERTO RICO TO THE UNITED STATES,
BY COMMODITY:FISCAL YEAR 1989

COMM-CODE	COMMODITY AND UNIT OF QUANTITY		QUANTITY	VALUE-\$
9025805050	HYDROMETERS, HYGROMETERS, PSYCHROMETERS, ETC, NESOI	NO	5	35,400
9025900000	PTS, HYDROMETERS, THERMOMETERS, PYROMETERS, ETC	X		2,860
9026105000	FLOW METER FOR MEAS/CHECKING FLOW/LEVEL OF LIQUIDS	NO	1	7,500
9026107000	INST & APPRTS, MEAS/CHECK FLOW/LEVEL OF LIQ, NESOI	NO	79	215,459
9026200000	INST & APPRTS, MEASURING/CHECKING PRESSURE	NO	309,725	6,530,681
9026800000	INST MEASURE/CHECKING VARIABLE OF LIQ/GASES, NESOI	NO	293	108,550
9026900000	PTS, INST & APPRTS MEASURE/CHECK VARIABLES LIQ/GAS	X		2,563,467
9027100000	GAS OR SMOKE ANALYSIS APPARATUS	X		22,000
9027206050	LIQUID CHROMATOGRAPHS	NO	2	42,055
9027209000	CHROMATOGRAPHS & ELECTROPHORESIS INST, NESOI	NO	35	139,000
9027304080	ELEC SPECTROMETERS & SPECTROGRAPHS ETC., OPT RADTN	NO	15	48,500
9027308080	SPECTROMETERS & SPECTROGRAPH, OPT RAD, NONELEC, NESOI	NO	1	4,284
9027502000	THERMAL ANALYSIS INSTRUMENTS AND APPARATUS	NO	328	125,554
9027509000	INST, PHYSICAL/CHEM ANALYSIS OPT RADIATION, NESOI	NO	239	93,021
9027801000	NUCLEAR MAGNETIC RESONANCES INST EXC HEADING 9018	NO	5	7,250
9027802000	MASS SPECTROMETERS	NO	1	10,000
9027803200	CHEMICAL INSTRUMENTS AND APPARATUS, NESOI	NO	3	17,665
9027803500	PHYS ANALYSIS INST, EXC OPTICAL RADIATIONS, NESOI	NO	2	20,345
9027808000	INST, MEASURING/CHECKING VISCOSITY ETC, NESOI	NO	57	178,021
9027908950	PTS & ACCESS OF INST & APPTS FOR PHYSICAL/CHEM ETC	X		10,000
9028200000	LIQUID METERS	NO	152,536	539,673
9028300000	ELECTRICITY METERS	NO	52	26,400
9028900040	PARTS AND ACCESSORIES OF ELECTRICITY METERS	X		75,350
9028900080	PTS & ACCESSORIES, GAS, LIQUID OR PRODUCTION METERS	X		1,721,318
9029100000	REVOLUTION COUNTERS, PRODUCTION COUNTERS, ETC	X		3,000
9029900000	PTS FOR REVOLUTION COUNTERS, ODOMETER, ETC	X		2,850,627
9030100000	INST FOR MEASURING/DETECTING IONIZING RADIATIONS	NO	3	29,900
9030200000	CATHODE-RAY OSCILLOSCOPES & CATHODE-RAY OSCILLOGRAPH	NO	1	3,000
9030390040	APPARATUS TO TEST VOLTAGE OR CURRENT OR RESISTANCE	X		88,029
9030390080	INST & APPTS FOR MEASURING/CHECKING POWER, NESOI	X		1,341,408
9030400000	OTH INST, SPECIALLY DESIGNED FOR TELECOMMUNICATION	X		1,397,255
9030820000	INST TO CHECK SEMICONDUCT WAFERS & SUCH THAT RECORD	NO	2	43,500
9030830000	INST & APP WITH RECORDING DEVICE, NESOI	X		4,613
9030890000	INST, MEASURING/CHECKING ELECTRICAL QUANTITY, NESOI	X		64,500
9030908060	PTS & ACCESS OF ARTICLES OF SCHB SUBHDG 9030, NESOI	X		300,000
9031100000	MACHINES FOR BALANCING MECHANICAL PARTS	X		10,828
9031200000	TEST BENCHES	X		33,108
9031808060	EQUIP, TESTING ELEC CHARACTERISTICS OF ENGINES	X		12,000
9031808080	MEASURE/CHECK INST, APPLN & MACHINES, NESOI IN CHAP 90	X		100,061
9031900000	PTS, OF MACH NESOI IN THIS CHAP, & PROFILE PROJECTR	X		25,000
9032100000	THERMOSTATS	NO	503,649	8,103,316
9032200000	MANOSTATS	NO	1	12,558
9032896020	CONTROL INST, AIR CONDITIONING, HEATING SYSTEMS ETC	X		41,781
9032896040	PROCESS CONTROL INST & APPTS FOR TEMPERATURE CONTROL	NO	708	38,969
9032896050	PROCESS CONTROL INST & APPTS, PRESSURE DRAFT CONTROL	NO	40	21,980
9032896060	PROCESS CONTROL INST & APPTS, FLOW & LIQ LEVEL CONTROL	NO	247	24,728
9032896075	OTHER PROCESS CONTROL INST & APPARATUS, NESOI	X		11,345
9032896085	AUTOMATIC REGULATING/CONTROLLING INST NESOI	X		15,300
9032900000	PTS, AUTOM REGULATING/CONTROLLING INST & APPRTS	X		3,682,668
9033000000	PTS, NESOI FOR MACHINES, APPLN, INST/APPTS OF CHAP 90	X		4,979,888
CLOCKS AND WATCHES AND PARTS THEREOF..... TOTAL				17,377,480
9101110000	WRST WATCH, ELEC OPER, PRECIOUS METAL, MECH DISPLAY	NO	177	55,747
9102110000	WRST WATCH, ELEC OPER, MECHANICAL DISPLY, BASE METAL	NO	100,424	16,918,389
9102990000	OTH WATCH, BASE METAL, NT ELEC OPR, EXC WRIST WATCH	NO	6,126	81,836
9106100000	TIME REGISTERS; TIME-RECORDERS	NO	19,254	283,173
9107000000	TIME SWITCHES W CLK/WTCH MOVEMNT/ SYNCHRONOUS MOTOR	NO	1,233	21,335
9113900000	PARTS FOR WATCH STRAPS, BANDS, AND BRACELETS, NESOI	X		17,000
MUSICAL INSTRUMENTS; PARTS AND ACCESSORIES OF SUCH ARTICLES..... TOTAL				1,916
9205906000	WIND INSTRUMENTS, NESOI	NO	63	3,000
9207900080	MUSICAL INSTRUMENTS, ELECTRICALLY AMPLIFIED, NESOI	NO	1,853	281,680
ARMS AND AMMUNITION; PARTS AND ACCESSORIES THEREOF..... TOTAL				146,500

**TABLE 4 - SHIPMENTS OF MERCHANDISE FROM PUERTO RICO TO THE UNITED STATES,
BY COMMODITY:FISCAL YEAR 1999**

COMM-CODE	COMMODITY AND UNIT OF QUANTITY	QUANTITY	VALUE-\$
	ARMS AND AMMUNITION;PARTS AND ACCESSORIES THEREOF..... TOTAL		146,500
9301009000	MILITARY RIFLES	NO 1	3,000
9302000000	REVOLVERS & PISTOLS, EXC OF HEADING 9303 OR 9304	NO 357	58,500
9303308030	RIMFIRE SPORTING, HUNT/TRG SHOOTING RIFLES, NESOI	NO 24	10,000
9303908000	FIREARMS & SIMILAR DEVICES, NESOI	NO 2,057	72,000
9305905500	PTS & ACCESSORIES, OF ARTICLES, OF 9301-9304,NESOI	X	3,000
	MISCELLANEOUS MANUFACTURED ARTICLES..... TOTAL		85,879,182
	FURNITURE;BEDDING,MATTRESSES,MATTRESS SUPPORTS,CUSHIONS AND SIMILAR STUFFED FURNISHINGS;LAMPS AND LIGHTING FITTINGS, NOT ELSEWHERE SPECIFIED OR INCLUDED; ILLUMINATED SIGNS, ILLUMINATED NAME-PLATES AND THE LIKE,PREFABRICATED BUILDINGS..... TOTAL		58,630,418
9401308000	SWIVEL SEATS WITH VARIABLE HEIGHT ADJUSTMENT, NESO	NO 1,193	57,000
9401616000	SEATS WITH WOODEN FRAMES, UPHOLSTERED, NESOI	NO 105	12,375
9401800000	SEATS OTHER THAN OF METAL OR WOODEN FRAMES, NESOI	NO 3	3,252
9401906000	PARTS OF SEATS, NESOI	X	104,443
9402900020	MEDICAL SURGICAL DENTAL/VETERINARY FURNITURE, NESOI	X	43,000
9403100020	METAL FILING CABINETS OF A KIND USED IN OFFICES	X	101,940
9403100040	METAL FURNITURE OF A KIND USED IN OFFICE, NESOI	X	4,876,205
9403200010	METAL FURNITURE OF A KIND USED IN HOUSEHOLD	X	98,216
9403200020	METAL FURNITURE COUNTERS, LOCKERS ETC, EXC OFFICE	X	3,757,832
9403200030	METAL FURNITURE AND PARTS, NESOI	X	633,451
9403300000	WOODEN FURNITURE OF A KIND USED IN OFFICES	X	259,519
9403600000	WOODEN FURNITURE, NESOI	X	225,436
9403700000	FURNITURE OF PLASTICS	X	3,500
9403800000	FURNITURE OF CANE, BAMBOO OR SIMLR MATERIAL, NESOI	X	5,275,050
9403909000	PARTS OF FURNITURE NESOI	X	28,231
9404904000	PILLOWS, CUSHIONS, AND SIMILAR FURNISHING	X	16,866
9405103000	CHANDELIERS, ELEC CEILING/WALL LGHT, EXC HOUSEHOLD	NO 783,862	41,881,629
9405201000	ELEC TABLE, DESK, BEDSIDE/FLOOR LAMP FOR HOUSEHOLD	NO 833	16,597
9405203000	ELEC TABLE, DESK, BEDSIDE/FLOOR LAMP EXC HOUSEHOLD	NO 654	381,462
9405400000	ELECTRIC LAMPS AND LIGHTING FITTINGS, NESOI	NO 6,068,239	222,592
9405600000	ILLUMINATED SIGNS, ILLUMINATED NAMEPLATES AND THE	NO 4,433	88,660
9405900000	PARTS FOR LAMPS AND LIGHTING FITTINGS, NESOI	X	481,862
9406008025	PREFABRICATED BUILDINGS OF METAL	NO 23	51,000
9406008090	PREFABRICATED BUILDINGS, NESOI	NO 2	10,500
	TOYS,GAMES AND SPORTS EQUIPMENT; PARTS AND ACCESSORIES THEREOF..... TOTAL		9,285,357
9501005000	WHEELED TOYS TO BE RIDDEN BY CHILDREN & PARTS	X	21,150
9502100000	DOLLS, WHETHER OR NOT DRESSED	NO 30,795	297,779
9503300000	CONSTRUCTION SETS & CONSTRUCTIONAL TOY & PTS,NESOI	X	10,000
9503490025	TOYS, ANIMALS OR NON HUMAN CREATURES, NOT STUFFED	NO 8,124	94,218
9503490050	PARTS OF TOYS REPRESENTING ANIMALS/NON-HUMAN,NESOI	X	5,115
9503700000	TOYS, PUT UP IN SETS OR OUTFITS & PTS & ACC, NESOI	NO 88,774	887,740
9503800025	TOYS AND MODELS INCORP AN ELECTRIC MOTOR, NESOI	NO 256	221,000
9503800050	PARTS FOR TOYS AND MODELS INCORPORATING A MOTOR	X	135,000
9503900010	TOY KITES	NO 43,000	43,000
9503900020	INFLATABLE TOY BALLS, BALLOONS AND PUNCHBALLS	NO 429,248	710,239
9503900045	TOYS AND MODELS, NESOI	NO 4,026,600	2,609,130
9503900070	PARTS & ACCESSORIES FOR TOYS, REDUCED SIZED, NESOI	X	277,824
9504100010	VIDEO GAMES OF A KIND USED WITH A T.V. RECEIVER	X	461,318
9504200000	ARTICLES, PTS & ACC FOR BILLIARDS INCL POCKET BILR	X	23,449
9504300010	VIDEO GAMES, COIN-OR TOKEN-OPERATED	X	33,500
9504300050	GAMES, COIN-OR TOKEN-OPERATED, NESOI	X	503,100
9504904000	GAMES MACHINES, EXC COIN-OR TOKEN-OPERATED, PTS	X	87,000
9505102000	CHRISTMAS TREE ORNAMENTS; OTHER THAN GLASS	X	17,517
9505902000	MAGIC TRICKS AND PRACTICAL JOKE ARTICLES, & PARTS	X	17,000
9505906000	FESTIVE, OR OTHER ENTERTAINMENT ARTICLES, NESOI	X	75,000
9506115000	SNOW-SKIS	PRS 196	17,400
9506310000	GOLF CLUBS, COMPLETE	NO 156	59,923
9506629000	INFLATABLE BALL, NESOI	X	20,588

**TABLE 4 - SHIPMENTS OF MERCHANDISE FROM PUERTO RICO TO THE UNITED STATES,
BY COMMODITY:FISCAL YEAR 1999**

COMM-CODE	COMMODITY AND UNIT OF QUANTITY		QUANTITY	VALUE-\$
9506895000	BALLS, EXC GOLF BALLS & TABLE-TENNIS BALLS, NESOI	X		16,826
9506810000	GYMANASIUM, OR OTH EXERCISE ARTICLES & EQUIP& PTS	X		286,632
9506891500	BASEBALL ARTICLES & EQUIP, EXC BALLS & PTS ETC.	X		7,500
9506897000	ARTICLES & EQUIP FOR GYMNASTICS, NESOI	X		17,889
9507900000	LINE-FISHING TACKLE & HUNT/SHOOTING EQUIP & PTS,NE	X		143,940
9508000000	MERRY-GO-ROUNDS, OTH FAIRGROUND AMUSEMENTS, PARTS	X		2,185,000
	MISCELLANEOUS MANUFACTURED ARTICLES.....	TOTAL		17,963,407
9602001040	UNFILLED GELATIN CAPSULES	THS	77,889	271,911
9603210000	TOOTH BRUSHES	NO	52,907,984	16,794,854
9603290000	SHAVING BRUSHES, HAIRBRUSHES, ETC FOR PERSON	NO	234,159	170,985
9603300000	ARTISTS BRUSHES, & SIMILAR BRUSHES FOR COSEMTICS	NO	1,588	6,000
9603402000	PAINT ROLLERS	NO	1,867	2,800
9603900000	HAND-OPERATED MECHANICAL FLOOR SWEEPER ETC, NESOI	NO	929	3,510
9607110000	SLIDE FASTENERS WITH CHAIN SCOOPS OF BASE METAL	NO	53,067	45,177
9607190000	SLIDE FASTENERS, NESOI	NO	28,612	16,260
9608100000	BALL POINT PENS	GRS	52	71,320
9612109000	TYPEWRITER OR SIMILAR RIBBONS, NESOI	DOZ	831	27,300
9616200000	POWDER PUFFS & PADS TO APPLY COSMETICS,TOILET PREP	KG	98,056	553,290
	WORK OF ART,COLLECTORS PIECES AND ANTIQUES.....	TOTAL		714,615
	WORK OF ART,COLLECTORS PIECES AND ANTIQUES.....	TOTAL		714,615
9701100000	PAINTINGS, DRAWING AND PASTELS EXC OF HEADING 4906	X		598,315
9701900000	PAINTINGS, DRAWING AND PASTELS, NESOI	X		7,500
9702000000	ORIGINAL ENGRAVINGS, PRINTS & LITHOGRAPHS	X		15,000
9703000000	ORIGINAL SCULPTURES AND STATUARY, IN ANY MATERIAL	X		75,000
9706000000	ANTIQUES OF AN AGE EXCEEDING ONE HUNDRED YEARS	X		18,800
	SPECIAL CLASSIFICATION PROVISIONS.....	TOTAL		212,263,184
	SPECIAL CLASSIFICATION PROVISIONS.....	TOTAL		212,263,184
9801100000	VALUE OF REPAIR/ALTER ARTICLES PREVIOUS IMPORTED	X		5,582,309
9802200000	MEDICINAL & PHARMACEUTICAL PRODUCTS, DONATED	X		39,508,496
9802300000	ALL WEARING APPAREL, DONATED FOR RELIEF/CHARITY	X		296,850
9803100000	MILITARY WEARING APPAREL OF ALL TYPES & MATERIALS	X		959,507
9803200000	MILITARY EQUIPMENTS NOT IDENTIFIED BY KIND	X		531,261
9809005000	SHIPMENTS UNDER \$20,001, NOT IDENTIFIED BY KIND	X		898,973

TABLE 5 - EXPORTS OF MERCHANDISE FROM PUERTO RICO TO FOREIGN COUNTRIES,
BY COMMODITY AND COUNTRY OF DESTINATION: FISCAL YEAR 1999

COMM-CODE	COMMODITY AND UNIT OF QUANTITY	QUANTITY	VALUE-\$
	TOTAL		4,308,535,231
	LIVE ANIMALS/ANIMAL PRODUCTS..... TOTAL		7,482,491
	LIVE ANIMALS..... TOTAL	184	64,000
0102900000	BOVINE ANIMALS, LIVE, NESOI	NO	184
	DOMINICAN REPUBLIC.....	180	60,000
	NETHERLAND ANTIL. EXC ARUBA.....	4	4,000
	MEAT AND EDIBLE MEAT OFFAL..... TOTAL	4,167,321	6,134,911
0201100090	CARCASSES/HALF-CARCASSES BOVINE ANMLS NESOI FR/CHL	KG	1,186
	DOMINICAN REPUBLIC.....	1,186	3,577
0201203550	MEAT BOVINE ANMLS NESOI CUTS W/BONE PROCSD FRH/CHD	KG	25,622
	DOMINICAN REPUBLIC.....	25,622	41,202
0201206000	MEAT BOVINE ANMLS CUTS W/BONE EX PROCSSD FRSH/CHLD	KG	43,590
	DOMINICAN REPUBLIC.....	43,590	105,618
0201306000	MEAT BOVINE ANMLS, BONELESS EX PROCESSD, FRSH/CHLD	KG	899
	DOMINICAN REPUBLIC.....	899	2,999
0202100090	CARCASSES/HALF-CARCASSES BOVINE ANMLS NESOI FROZEN	KG	29,635
	DOMINICAN REPUBLIC.....	29,635	65,560
0202203550	MEAT BOVINE ANMLS NESOI CUTS W/BONE PROCSSD FROZEN	KG	92,163
	DOMINICAN REPUBLIC.....	92,163	219,649
0202206000	MEAT BOVINE ANMLS CUTS W/BONE EX PROCESSED, FROZEN	KG	95,297
	DOMINICAN REPUBLIC.....	95,297	252,112
0202303550	MEAT BOVINE ANIMALS BONELESS, PROCESSED, FROZEN	KG	24,427
	DOMINICAN REPUBLIC.....	24,427	84,170
0202306000	MEAT BOVINE ANIMALS BONELESS EXCEPT PROCESSED FRZN	KG	1,471,462
	DOMINICAN REPUBLIC.....	1,471,462	2,242,647
0203129000	HAMS/SHOULDERS & CUTS, BONE IN EX PROCESSED FR, CH	KG	1,107
	DOMINICAN REPUBLIC.....	1,107	3,537
0203192000	MEAT OF SWINE, NESOI, PROCESSED, FRESH OR CHILLED	KG	62,881
	DOMINICAN REPUBLIC.....	62,881	108,718
0203210000	CARCASSES AND HALF-CARCASSES OF SWINE, FROZEN	KG	19,856
	DOMINICAN REPUBLIC.....	19,856	15,256
0203229000	HAMS/SHOULDERS & CUTS, BONE IN EX PROCESSED, FROZN	KG	14,931
	DOMINICAN REPUBLIC.....	14,931	12,250
0203294000	MEAT OF SWINE, NESOI, EXCEPT PROCESSED, FROZEN	KG	538,918
	DOMINICAN REPUBLIC.....	538,918	618,364
0206100000	OFFAL OF BOVINE ANIMALS, EDIBLE, FRESH OR CHILLED	KG	51,360
	DOMINICAN REPUBLIC.....	51,360	180,034
0206210000	TONGUES OF BOVINE ANIMALS, EDIBLE, FROZEN	KG	49,175
	DOMINICAN REPUBLIC.....	49,175	27,300
0206220000	LIVERS OF BOVINE ANIMALS, EDIBLE, FROZEN	KG	179,436
	DOMINICAN REPUBLIC.....	144,167	99,847
	URUGUAY.....	35,269	82,000
0206290090	OFFAL OF BOVINE ANIMALS, EDIBLE, NESOI, FROZEN	KG	47,451
	DOMINICAN REPUBLIC.....	47,451	7,278
0206490030	FEET OF SWINE, EXCEPT LIVERS, EDIBLE, FROZEN	KG	22,493
	DOMINICAN REPUBLIC.....	22,493	17,500
0207110040	CHICKENS, NESOI, NOT CUT IN PIECES, FRESH, CHILLED	KG	96,961
	DOMINICAN REPUBLIC.....	96,961	151,540
0207120020	CHICKENS, YOUNG, NOT CUT IN PIECES, FROZEN	KG	411,172
	DOMINICAN REPUBLIC.....	411,172	606,171
0207120040	CHICKENS, NESOI, NOT CUT IN PIECES, FROZEN	KG	75,103
	DOMINICAN REPUBLIC.....	75,103	108,635
0207130000	CHICKEN CUTS & EDIBLE OFFAL (INCL LIVER) FRSH/CHLD	KG	23,587
	DOMINICAN REPUBLIC.....	23,587	30,682
0207140010	CHKN CUTS/EDBL OFFL(INC LIVERS), FRZN, LEG QRTS	KG	216
	NETHERLAND ANTIL. EXC ARUBA.....	216	6,686
0207140090	CHKN CUTS/EDBL OFFL(INC LVRS), FRZN, OTHER	KG	397,722
	DOMINICAN REPUBLIC.....	277,525	392,870
	GUADELOUPE.....	28,408	29,610
	NETHERLAND ANTIL. EXC ARUBA.....	91,789	128,522
0207240000	TURKEYS, NOT CUT IN PIECES, FRESH OR CHILLED	KG	24,887
	DOMINICAN REPUBLIC.....	24,887	21,104
0207250000	TURKEYS, NOT CUT IN PIECES, FROZEN	KG	164,602
	DOMINICAN REPUBLIC.....	164,602	204,456
0207260000	TURKEY CUTS & EDIBLE OFFAL (INCL LIVER) FRSH/CHLD	KG	27,484
	DOMINICAN REPUBLIC.....	27,484	69,898

TABLE 5 - EXPORTS OF MERCHANDISE FROM PUERTO RICO TO FOREIGN COUNTRIES,
BY COMMODITY AND COUNTRY OF DESTINATION: FISCAL YEAR 1999

COMM-CODE	COMMODITY AND UNIT OF QUANTITY	QUANTITY	VALUE-\$
0207270010	TRKY CUTS/EDBL OFFL(INCL LVRS) FRZN, LEGS W/BONE KG	23,110	22,921
	DOMINICAN REPUBLIC.....	23,110	22,921
0207270025	TRKY CUTS/EDBL OFFL(INCL LVRS) FRZN, LEG WO/BONE KG	26,187	102,086
	DOMINICAN REPUBLIC.....	26,187	102,086
0207270090	TRKY CUTS/EDBL OFFL(INCL LVRS) FRZN, OTHER KG	70,761	80,057
	DOMINICAN REPUBLIC.....	70,761	80,057
0208900000	MEAT & EDIBLE MEAT OFFAL NESOI, FRESH, CHLD, FROZN KG	4,987	10,950
	PHILIPPINES.....	4,987	10,950
0210110000	HAMS, SHOULDERS & CUTS, BONE IN, SALTED, DRD, SMKD KG	30,695	107,237
	DOMINICAN REPUBLIC.....	30,695	107,237
0210200000	MEAT, BOVINE ANIMALS, SALTED, IN BRINE, DRD, SMOKD KG	19,958	30,000
	COSTA RICA.....	19,958	30,000
	FISH AND CRUSTACEANS, MOLLUSCS AND OTHER AQUATIC INVERTEBRATES..... TOTAL	544,080	1,069,389
0302310000	ALBACORE/LONGFINNED TUNAS EX FILLET LVR ROE, FR/CH KG	91,204	156,344
	PANAMA.....	91,204	156,344
0302640000	MACKEREL EXCEPT FILLET, LIVER, ROE, FRESH, CHILLED KG	20,298	71,440
	DOMINICAN REPUBLIC.....	20,298	71,440
0302697000	FISH NESOI FRESH/CHILD EXCEPT FILLETS/LIVERS/ROES KG	23,950	36,958
	DOMINICAN REPUBLIC.....	23,950	36,958
0303390060	FROZEN, FLAT FISH EXCL FILLETS, LIVERS, ROES NESOI KG	9,707	5,000
	COLOMBIA.....	9,707	5,000
0303420000	YELLOWFIN TUNA EXCEPT FILLETS, LIVER & ROES FROZEN KG	114,640	160,401
	JAMAICA.....	16,542	46,900
	THAILAND.....	98,098	113,501
0303710000	SARDINES EXCEPT FILLETS, LIVERS AND ROES, FROZEN KG	19,965	30,000
	DOMINICAN REPUBLIC.....	19,965	30,000
0303796080	FROZEN, FISH EXCL FILLETS, LIVERS, ROES, NESOI KG	30,772	39,974
	DOMINICAN REPUBLIC.....	30,772	39,974
0304105000	FISH FILLETS ETC EXCEPT STEAKS, NESOI, FRESH, CHLD KG	4,602	14,000
	DOMINICAN REPUBLIC.....	4,602	14,000
0304206500	FISH FILLETS, NESOI, FROZEN KG	19,556	76,000
	DOMINICAN REPUBLIC.....	19,556	76,000
0305100000	FISH MEAL FIT FOR HUMAN CONSUMPTION KG	149,913	70,662
	GRENADA.....	45,327	22,332
	NETHERLAND ANTIL. EXC ARUBA.....	104,586	48,330
0306130003	SHRIMP/PRAWN SHELL-ON COUNT SIZE < 33 PER KG FROZN KG	9,828	119,640
	JAMAICA.....	9,828	119,640
0306130027	SHRIMP/PRAWN SHELL-ON COUNT SIZE > 154 PER KG FRZN KG	35,727	200,692
	DOMINICAN REPUBLIC.....	35,727	200,692
0306130040	SHRIMPS AND PRAWNS, PEELED, FROZEN KG	988	10,890
	DOMINICAN REPUBLIC.....	988	10,890
0306190010	FRESHWATER CRAWFISH, FROZEN KG	12,235	43,155
	UNITED KINGDOM OF GT BRITAIN.....	12,235	43,155
0307910021	SEA URCHIN ROE, FRESH OR CHILLED KG	675	34,233
	JAPAN.....	675	34,233
	DAIRY PRODUCE;BIRDS EGGS;NATURAL HONEY EDIBLE PRODUCTS OF ANIMAL ORIGIN, NOT ELSEWHERE SPECIFIED OR INCLUDED..... TOTAL		207,411
0406200000	CHEESE OF ALL KINDS, GRATED OR POWDERED KG	73,699	169,782
	DOMINICAN REPUBLIC.....	73,699	169,782
0407000020	BIRDS' EGGS, IN SHELL, FOR HATCHING DOZ	17,220	24,108
	TRINIDAD & TOBAGO.....	17,220	24,108
0407000040	BIRDS' EGGS, IN SHELL, FRESH, PRESERVED OR COOKED DOZ	25,620	10,961
	NETHERLAND ANTIL. EXC ARUBA.....	25,620	10,961
0409000025	HONEY, NATURAL, PACKAGED FOR RETAIL SALE KG	429	2,560
	ARUBA.....	429	2,560
	PRODUCTS OF ANIMAL ORIGIN, NOT ELSEWHERE SPECIFIED OR INCLUDED..... TOTAL	785	6,780
0502900000	BADGER HAIR & OTHER BRUSH-MAKING HAIR, WASTE THEROF KG	172	3,000
	COSTA RICA.....	172	3,000
0504000040	GUT/BLADDER/STOMACH ANMLS NESOI FOR SAUSAGE CASING KG	613	3,780
	DOMINICAN REPUBLIC.....	613	3,780
	VEGETABLES PRODUCTS..... TOTAL		27,576,036

TABLE 5 - EXPORTS OF MERCHANDISE FROM PUERTO RICO TO FOREIGN COUNTRIES,
BY COMMODITY AND COUNTRY OF DESTINATION: FISCAL YEAR 1999

COMM-CODE	COMMODITY AND UNIT OF QUANTITY	QUANTITY	VALUE-\$
	LIVE TREES AND OTHER PLANTS; BULBS, ROOTS AND THE LIKE; CUT FLOWERS AND ORNAMENTAL FOLIAGE..... TOTAL		54,093
0602100000	UNROOTED CUTTINGS AND SLIPS OF PLANTS, NESOI NO	8,010	8,745
	BRITISH VIRGIN ISLANDS.....	10	3,745
	NETHERLAND ANTIL. EXC ARUBA.....	8,000	5,000
0602903090	HERBACEOUS PERENNIALS WITH SOIL ATTACHED, LIVE, NESOI NO	8,601	22,953
	BRITISH VIRGIN ISLANDS.....	173	3,065
	DOMINICAN REPUBLIC.....	8,428	19,888
0602906010	TREES AND SHRUBS WITH SOIL ATTACHED TO ROOTS NO	10	3,745
	BRITISH VIRGIN ISLANDS.....	10	3,745
0604910000	FOLIAGE, BRANCHES ETC, FRESH X		18,650
	GERMANY.....		18,650
	EDIBLE VEGETABLES AND CERTAIN ROOTS AND TUBERS..... TOTAL	5,283,192	10,044,320
0702000010	CHERRY TOMATOES, FRESH OR CHILLED KG	18,941	49,860
	BELGIUM.....	18,941	49,860
0702000050	TOMATOES, FRESH OR CHILLED, NESOI KG	3,688,442	8,245,144
	BELGIUM.....	1,413,994	3,660,660
	FRANCE.....	56,292	130,680
	GERMANY.....	285,304	582,804
	NETHERLANDS.....	653,140	1,290,672
	SPAIN.....	132,142	256,288
	UNITED KINGDOM OF GT BRITAIN.....	1,147,570	2,323,940
0703105000	ONIONS AND SHALLOTS, NESOI, FRESH OR CHILLED KG	20,411	15,750
	DOMINICAN REPUBLIC.....	20,411	15,750
0703200000	GARLIC, FRESH OR CHILLED KG	57,249	71,895
	HAITI.....	57,249	71,895
0708200000	BEANS (VIGNA SPP., PHASEOLUS SPP.) FRESH OR CHILLED KG	2,000	3,200
	TRINIDAD & TOBAGO.....	2,000	3,200
0709905000	VEGETABLES, NESOI, FRESH OR CHILLED KG	115,791	162,134
	NETHERLAND ANTIL. EXC ARUBA.....	64,358	75,724
	NETHERLANDS.....	19,340	17,112
	PHILIPPINES.....	13,488	34,450
	UNITED KINGDOM OF GT BRITAIN.....	18,605	34,848
0710800050	VEGETABLES, NESOI RAW/COOKED BY BOILING, FROZEN KG	471,735	594,314
	NETHERLAND ANTIL. EXC ARUBA.....	471,735	594,314
0710900000	VEGETABLES MIXTURES, RAW/COOKED BY BOILING, FROZEN KG	48,408	56,067
	NETHERLAND ANTIL. EXC ARUBA.....	48,408	56,067
0711300000	CAPERS, PROVISIONALLY PRESERVED, INEDIBLE KG	4,370	3,675
	DOMINICAN REPUBLIC.....	4,370	3,675
0712909000	VEGETABLES NESOI & MIXTURES OF VEGETABLES DRIED ET KG	341,213	583,346
	GERMANY.....	10,760	219,251
	NETHERLAND ANTIL. EXC ARUBA.....	330,453	364,095
0713333000	NAVY OR PEA BEANS, EXCEPT SEED, DRIED, SHELLED KG	19,504	11,500
	ITALY.....	19,504	11,500
0713335020	DARK RED KIDNEY BEANS, (EX SEED), DRIED, SHELLED KG	38,427	34,800
	DOMINICAN REPUBLIC.....	38,427	34,800
0713395020	GREAT NORTHERN BEANS, EXCEPT SEED, DRIED, SHELLED KG	8,321	8,007
	DOMINICAN REPUBLIC.....	8,321	8,007
0713395030	BABY LIMA BEANS, EXCEPT SEED, DRIED, SHELLED KG	2,915	3,412
	DOMINICAN REPUBLIC.....	2,915	3,412
0713395050	PINTO BEANS, EXCEPT SEED, DRIED, SHELLED KG	417,820	183,639
	DOMINICAN REPUBLIC.....	417,820	183,639
0713402000	LENTILS EXCEPT SEED, DRIED, SHELLED KG	20,865	10,700
	MARTINIQUE.....	20,865	10,700
0714905550	ROOTS & TUBERS NESOI, FRESH OR DRIED; SAGO PITCH KG	6,780	6,877
	DOMINICAN REPUBLIC.....	6,780	6,877
	EDIBLE FRUITS AND NUTS; PEEL OF CITRUS FRUITS OR MELONS..... TOTAL	9,407,200	13,852,084
0801190000	COCONUTS, OTHER THAN DESSICATED KG	8,351	17,493
	ARUBA.....	1,896	3,812
	NETHERLAND ANTIL. EXC ARUBA.....	6,455	13,681
0802320000	WALNUTS, FRESH OR DRIED, SHELLED KG	8,514	8,577

TABLE 5 - EXPORTS OF MERCHANDISE FROM PUERTO RICO TO FOREIGN COUNTRIES,
BY COMMODITY AND COUNTRY OF DESTINATION: FISCAL YEAR 1999

COMM-CODE	COMMODITY AND UNIT OF QUANTITY	QUANTITY	VALUE-\$
	DOMINICAN REPUBLIC.....	8,514	8,577
0803000000	BANANAS AND PLANTAINS, FRESH OR DRIED KG	39,409	114,042
	COSTA RICA.....	39,409	114,042
0804500000	GUAVAS, MANGOES AND MANGOSTEENS, FRESH OR DRIED KG	7,774,299	12,253,833
	BELGIUM.....	7,124,212	11,185,778
	ITALY.....	315	8,324
	NETHERLANDS.....	611,539	962,148
	UNITED KINGDOM OF GT BRITAIN.....	38,233	99,585
0808100000	APPLES, FRESH KG	16,700	13,750
	UNITED KINGDOM OF GT BRITAIN.....	16,700	13,750
0809300000	PEACHES, INCLUDING NECTARINES, FRESH KG	331,011	184,824
	PANAMA.....	331,011	184,824
0813408500	FRUIT, DRIED, NESOI, EX THAT OF HEADING 0801-0806 KG	17,809	21,420
	NETHERLAND ANTIL. EXC ARUBA.....	17,809	21,420
0814000000	PEEL, CITRUS OR MELON, FRSH/FRZN/DRIED/PROVSL PRES KG	1,211,107	1,039,345
	ITALY.....	125,554	127,184
	NETHERLANDS.....	1,015,863	852,288
	NORWAY.....	69,590	58,893
	COFFEE, TEA, MATE AND SPICES..... TOTAL	134,508	768,020
0901110000	COFFEE, NOT ROASTED, NOT DECAFFEINATED KG	78,431	572,000
	GERMANY.....	4,892	51,000
	ITALY.....	65,816	441,250
	SPAIN.....	7,923	79,750
0901210000	COFFEE, ROASTED, NOT DECAFFEINATED KG	24,970	137,500
	ITALY.....	24,970	137,500
0904110000	PEPPER OF GENUS PIPER, NEITHER CRUSHED NOR GROUND KG	7,915	18,946
	DOMINICAN REPUBLIC.....	7,915	18,946
0904200000	FRUITS OF GENUS CAPSICUM OR PIMENTA, DRD/CRSH/GRND KG	19,618	34,621
	DOMINICAN REPUBLIC.....	19,618	34,621
0909200000	SEEDS OF CORIANDER KG	3,574	6,953
	DOMINICAN REPUBLIC.....	3,574	6,953
	CEREALS..... TOTAL		132,070
1004000080	OATS, EXCEPT SEED T	43	12,508
	DOMINICAN REPUBLIC.....	43	12,508
1005100010	CORN (MAIZE), SEED, YELLOW CORN KG	4,744	18,235
	BARBADOS.....	4,744	18,235
1005904040	POPCORN, UNPOPPED, EXCEPT SEED KG	6,897	4,233
	DOMINICAN REPUBLIC.....	6,897	4,233
1006204080	RICE, MIXTURES OF HUSKED (BROWN), ANY SIZE GRAIN KG	109,321	60,123
	NETHERLAND ANTIL. EXC ARUBA.....	109,321	60,123
1006301020	RICE, SEMI OR WHOLLY MILLED, PARBOILED, LONG GRAIN KG	61,059	26,060
	NETHERLAND ANTIL. EXC ARUBA.....	61,059	26,060
1006309010	RICE, SEMI/WHOLLY MILLED, NESOI, LONG GRAIN KG	23,805	10,913
	NETHERLAND ANTIL. EXC ARUBA.....	23,805	10,913
	PRODUCTS OF THE MILLING INDUSTRY; MALT; STARCHES; INULIN; WHEAT GLUTEN..... TOTAL	5,031,829	1,992,666
1101000000	WHEAT OR MESLIN FLOUR KG	3,717,995	1,540,149
	ANGUILLA.....	62,851	26,660
	ARUBA.....	1,881,972	776,025
	BRITISH VIRGIN ISLANDS.....	95,140	43,086
	DOMINICAN REPUBLIC.....	923,669	389,767
	GUADELOUPE.....	92,386	38,101
	NETHERLAND ANTIL. EXC ARUBA.....	637,191	257,864
	PHILIPPINES.....	24,786	8,646
1102200000	CORN (MAIZE) FLOUR KG	1,087,468	366,121
	BARBADOS.....	72,216	28,216
	DOMINICAN REPUBLIC.....	115,762	30,970
	NETHERLAND ANTIL. EXC ARUBA.....	9,206	7,344
	PANAMA.....	99,296	33,407
	ST.CHRISTOPHER-NEVIS.....	6,770	2,565
	TRINIDAD & TOBAGO.....	784,218	263,919
1103130060	GROATS AND MEAL OF CORN (MAIZE), NESOI KG	35,911	14,360
	TRINIDAD & TOBAGO.....	35,911	14,360
1104230000	GRAINS WORKED (HULLD PEARLD SLICED KIBBLD) OF CORN KG	24,948	7,400
	DOMINICAN REPUBLIC.....	24,948	7,400

TABLE 5 - EXPORTS OF MERCHANDISE FROM PUERTO RICO TO FOREIGN COUNTRIES,
BY COMMODITY AND COUNTRY OF DESTINATION: FISCAL YEAR 1999

COMM-CODE	COMMODITY AND UNIT OF QUANTITY	QUANTITY	VALUE-\$
1108110000	STARCH, WHEAT KG	126,029	32,767
	DOMINICAN REPUBLIC.....	126,029	32,767
1108180000	STARCHES, NESOI KG	39,478	31,889
	DOMINICAN REPUBLIC.....	38,502	28,080
	GERMANY.....	976	3,789
	OIL SEEDS AND OLEAGINOUS FRUITS; MISCELLANEOUS GRAINS, SEEDS AND FRUITS; INDUSTRIAL OR MEDICINAL PLANTS; STRAW AND FODDER..... TOTAL		54,431
1209210020	ALFALFA (LUCERNE) SEED FOR SOWING, CERTIFIED KG	1,881	5,223
	DOMINICAN REPUBLIC.....	1,881	5,223
1209918090	VEGETABLE SEEDS OF A KIND USED FOR SOWING, NESOI KG	1,814	11,398
	GUATEMALA.....	1,814	11,398
1211100000	LICORICE ROOTS FRESH/DRIED W/NT CUT CRUSHED/POWDRD KG	3,014	2,923
	BRITISH VIRGIN ISLANDS.....	3,014	2,923
1211909000	PLANTS & PARTS, NESOI, FRSH/DRIED USED PERFUMY ETC KG	2,254	2,503
	DOMINICAN REPUBLIC.....	2,254	2,503
1212990000	VEGETBLE PRODCTS (INC UNRT CHICORY RT) EDIBLE NESO KG	22,134	21,450
	NETHERLAND ANTIL. EXC ARUBA.....	22,134	21,450
1214100010	ALFALFA (LUCERNE) CUBES, DEHYDRATED T	42	10,936
	DOMINICAN REPUBLIC.....	42	10,936
	LAC; GUMS, RESINS AND OTHER VEGETABLE SAPS AND EXTRACT..... TOTAL	78,497	860,802
1301200000	GUM ARABIC KG	5,968	16,980
	DOMINICAN REPUBLIC.....	5,968	16,980
1301900000	NATURAL GUMS, GUM RESINS, RESINS AND BALSAMS NESOI KG	70,500	138,437
	CHILE.....	32,274	68,537
	DOMINICAN REPUBLIC.....	37,807	66,400
	PANAMA.....	419	3,500
1302190000	VEGETABLE SAPS AND EXTRACTS, NESOI KG	1,982	698,410
	BARBADOS.....	1,982	698,410
1302390000	MUCILAGE & THICKNER W/N MODIFIED, FRM VEG PRD NESOI KG	67	6,975
	MEXICO.....	67	6,975
	VEGETABLE PLAITING MATERIALS; VEGETABLE PRODUCTS NOT ELSEWHERE SPECIFIED OR INCLUDED..... TOTAL	57,899	17,550
1404200000	COTTON LINTERS KG	57,899	17,550
	DOMINICAN REPUBLIC.....	57,899	17,550
	ANIMAL OR VEGETABLE FATS AND OILS AND THEIR CLEAVAGE PRODUCTS; PREPARED EDIBLE FATS; ANIMAL OR VEGETABLE WAXES..... TOTAL	1,142,548	1,326,916
	ANIMAL OR VEGETABLE FATS AND OILS AND THEIR CLEAVAGE PRODUCTS; PREPARED EDIBLE FATS; ANIMAL OR VEGETABLE WAXES..... TOTAL	1,142,549	1,326,916
1501000080	OTHER PIG FAT AND POULTRY FAT, RENDERED, NESOI KG	7,871	3,904
	NETHERLAND ANTIL. EXC ARUBA.....	7,871	3,904
1507904020	SOYBEAN OIL, ONCE-REFINED NOT CHEMICALLY MODIFIED KG	3,583	2,714
	DOMINICAN REPUBLIC.....	3,583	2,714
1509102000	OLIVE OIL, VIRGIN, N/CHEM MODIFD, IN CONT <18 KG KG	92,036	48,662
	DOMINICAN REPUBLIC.....	92,036	48,662
1509104000	OLIVE OIL, VIRGIN, N/CHEM MODIFD, IN CONT 18KG/OVER KG	19,864	17,959
	ARUBA.....	19,864	17,959
1509904000	OLIVE OIL, REFINED, N/CHEM MODIFD, IN CONT 18KG/OVER KG	150,270	89,846
	DOMINICAN REPUBLIC.....	150,270	89,846
1515190000	LINSEED OIL, REFINED, NOT CHEMICALLY MODIFIED KG	27,823	34,400
	DOMINICAN REPUBLIC.....	27,823	34,400
1515210000	CORN (MAIZE) OIL, CRUDE, NOT CHEMICALLY MODIFIED KG	25,757	14,166
	ARUBA.....	25,757	14,166
1515290020	CORN (MAIZE) OIL, ONCE-REFINED, NT CHEM MODIFIED KG	141,028	100,628

TABLE 5 - EXPORTS OF MERCHANDISE FROM PUERTO RICO TO FOREIGN COUNTRIES,
BY COMMODITY AND COUNTRY OF DESTINATION: FISCAL YEAR 1999

COMM-CODE	COMMODITY AND UNIT OF QUANTITY	QUANTITY	VALUE-\$
	DOMINICAN REPUBLIC.....	124,267	75,024
	NETHERLAND ANTIL. EXC ARUBA.....	16,761	25,604
1515290040	CORN (MAIZE) OIL, FULLY REFINED, NT CHEM MODIFIED KG	72,387	109,407
	BARBADOS.....	11,580	16,191
	GUATEMALA.....	25,038	31,936
	PANAMA.....	35,769	61,280
1515900000	FIXED VEGETABLE FATS & OILS NESOI NT CHEM MODIFIED KG	438,928	619,220
	DOMINICAN REPUBLIC.....	438,178	611,370
	HAITI.....	750	7,850
1516200000	VEGETABLE FATS & OILS/FRACTIONS HYDROGENATED ETC KG	88,394	102,562
	DOMINICAN REPUBLIC.....	69,987	81,459
	HAITI.....	12,069	13,050
	NETHERLAND ANTIL. EXC ARUBA.....	6,338	8,054
1517903080	ARTIFICIAL MXTRS EDIBLE ANML/VEGE FATS & OILS NESOI KG	23,587	78,000
	ARUBA.....	23,587	78,000
1517904015	SALAD & COOKING OIL, PARTIALLY HYDROGENATED, NESOI KG	22,165	6,000
	PANAMA.....	22,165	6,000
1518000000	ANML/VEG FATS & OILS CHEM MODIFIED; INEDBL MXT ETC KG	28,856	99,448
	DOMINICAN REPUBLIC.....	21,288	83,248
	GERMANY.....	7,568	16,200
	PREPARED FOODSTUFFS; BEVERAGES, SPIRITS AND VINEGAR; TOBACCO AND MANUFACTURED TOBACCO SUBSTITUTES..... TOTAL		276,483,369
	PREPARATIONS OF MEAT, OF FISH, OR OF CRUSTACEANS, MOLLUSCS OR OTHER AQUATIC INVERTEBRATES..... TOTAL	3,008,011	11,024,172
1601000010	SAUSAGES & SIMILAR PRDTS, OF POULTY, OF CHICKEN KG	10,073	76,954
	DOMINICAN REPUBLIC.....	9,197	73,890
	NETHERLAND ANTIL. EXC ARUBA.....	876	3,074
1601000090	SAUSAGES & SIMILAR PRDTS, OTHER THAN POULTRY, OTHR KG	5,180	14,500
	DOMINICAN REPUBLIC.....	4,780	6,000
	MONTSEERRAT.....	400	8,500
1602422000	SHOULDERS, CUTS OF SWINE BONED/COOKED AIRTIGHT CNTR KG	22,427	48,439
	NETHERLANDS.....	22,427	48,439
1602509500	MEAT OR MEAT OFFAL OF BOVINE ANMLS NESOI PREP/PRES KG	14,313	30,678
	BRAZIL.....	14,313	30,678
1604130000	SARDINES/SARDINELLA/BRISLING NOT MINCED, PREP/PRES KG	3,129	6,212
	NETHERLAND ANTIL. EXC ARUBA.....	3,129	6,212
1604140000	TUNAS/SKIPJACK/ATLANTIC BONITO NT MINCED PREP/PRES KG	2,734,328	10,718,824
	CANADA.....	69,815	255,419
	DOMINICAN REPUBLIC.....	93,435	225,623
	ISRAEL.....	2,452,826	9,887,585
	JAMAICA.....	33,224	86,060
	PANAMA.....	54,418	162,933
	SAUDI ARABIA.....	13,004	58,212
	TRINIDAD & TOBAGO.....	17,006	42,992
1604197000	FISH WHOLE/PIECES, NOT MINCED, PREP OR PRES, NESOI KG	210,850	94,293
	DOMINICAN REPUBLIC.....	210,850	94,293
1604206000	FISH, PREPARED OR PRESERVED, NESOI KG	7,711	34,272
	JAMAICA.....	7,711	34,272
	SUGARS AND SUGAR CONFECTIONARY..... TOTAL	1,069,424	2,923,987
1701110000	CANE SUGAR, RAW, SOLID FORM, W/O ADDED FLAV/COLOR KG	11,822	3,405
	DOMINICAN REPUBLIC.....	11,822	3,405
1701992040	CANE/BEET SUG REF/IMP SUG DRAWBK NO FLV/CLR/RETAIL KG	20,230	7,451
	ANTIGUA.....	20,230	7,451
1701994000	CANE/BEET SUGAR, SOLID, REFINED, NO FLV/CLR, NESOI KG	185,539	94,896
	NETHERLANDS.....	185,539	94,896
1702190000	LACTOSE IN SOLID FORM AND LACTOSE SYRUP, NESOI KG	7,247	13,167
	DOMINICAN REPUBLIC.....	7,247	13,167
1702600060	FRUCTOSE, IN SOLID FORM, NESOI CONT OV 50% FRUCTSE KG	91,775	116,176
	DOMINICAN REPUBLIC.....	26,479	22,309
	JAMAICA.....	65,296	93,867
1702905000	SUG/SYRUP NT FLAV/COLR NESOI; ARTFL HONEY; CARAML KG	295,585	838,933
	BARBADOS.....	124,922	714,347
	COSTA RICA.....	170,663	124,586

TABLE 5 - EXPORTS OF MERCHANDISE FROM PUERTO RICO TO FOREIGN COUNTRIES,
BY COMMODITY AND COUNTRY OF DESTINATION: FISCAL YEAR 1999

COMM-CODE	COMMODITY AND UNIT OF QUANTITY	QUANTITY	VALUE-\$
1704100000	CHEWING GUM, WHETHER OR NOT SUGAR COATED KG	388,126	1,610,151
	ANTIGUA.....	1,135	10,609
	ARUBA.....	48,535	134,500
	BAHAMAS.....	13,511	97,467
	BARBADOS.....	6,011	57,222
	BELIZE.....	362	2,524
	BERMUDA.....	3,426	37,080
	CAYMAN ISLANDS.....	936	9,368
	DOMINICAN REPUBLIC.....	52,877	108,000
	EL SALVADOR.....	4,477	14,876
	GRENADA.....	367	2,918
	HAITI.....	106,822	416,272
	JAMAICA.....	23,836	162,825
	NETHERLAND ANTIL. EXC ARUBA.....	66,173	316,364
	PANAMA.....	13,603	42,340
	ST. LUCIA.....	3,878	28,084
	ST. CHRISTOPHER-NEVIS.....	4,507	23,859
	ST. VINCENT & THE GRENADINES.....	4,030	7,340
	SURINAME.....	4,597	26,673
	TRINIDAD & TOBAGO.....	29,243	112,020
1704903000	CONFECTIONS/SWEETMEATS, READY FR CONSUMPTN, NO COC KG	9,380	45,417
	BARBADOS.....	394	3,855
	BRITISH VIRGIN ISLANDS.....	1,625	3,940
	JAMAICA.....	2,969	7,248
	MEXICO.....	2,830	12,853
	NETHERLAND ANTIL. EXC ARUBA.....	100	3,641
	ST. LUCIA.....	393	3,598
	TRINIDAD & TOBAGO.....	1,049	10,282
1704907000	SUGAR CONFECTIONERY, WITHOUT COCOA, NESOI KG	59,720	194,391
	DOMINICA.....	3,318	4,873
	DOMINICAN REPUBLIC.....	56,402	189,518
	COCOA AND COCOA PREPARATIONS..... TOTAL	198,932	761,737
1806100000	COCOA POWDER CONT ADDED SUGAR OR OTHER SWEETENING KG	3,347	10,843
	DOMINICAN REPUBLIC.....	3,347	10,843
1806310040	CHOC/COCOA PREP CONFECTNRY BLK/BAR NOTOV2KG FILLED KG	9,856	92,158
	ARUBA.....	1,031	13,794
	BAHAMAS.....	132	4,978
	BARBADOS.....	103	3,577
	BERMUDA.....	70	3,339
	JAMAICA.....	3,710	26,151
	NETHERLAND ANTIL. EXC ARUBA.....	2,393	33,013
	TRINIDAD & TOBAGO.....	2,417	7,306
1806321000	CHOC/COCOA PREP CONFCTNRY BLK/BAR NTOV2KG NT FILLD KG	185,729	658,736
	DOMINICAN REPUBLIC.....	185,729	658,736
	PREPARATIONS OF CEREALS, FLOUR, STARCH OR MILK; BAKERS WARES..... TOTAL	2,640,083	7,252,648
1901100000	PREPARATIONS FOR INFANT USE, FOR RETAIL SALE KG	261,129	1,010,338
	BAHAMAS.....	28,231	40,606
	BARBADOS.....	182	11,479
	CAYMAN ISLANDS.....	8,758	17,158
	DOMINICAN REPUBLIC.....	76,825	166,051
	GUYANA.....	1,200	3,792
	JAMAICA.....	121,475	594,437
	MEXICO.....	15,078	55,968
	NETHERLAND ANTIL. EXC ARUBA.....	2,090	62,884
	TRINIDAD & TOBAGO.....	7,290	57,963
1901200005	MIXES AND DOUGHS FOR COOKIES, WAFFLES AND WAFERS KG	22,106	25,000
	DOMINICAN REPUBLIC.....	22,106	25,000
1901200025	MIXES & DOUGHS, NESOI, CONTAIN < 40% COCOA POWDER KG	107,428	128,471
	BRITISH VIRGIN ISLANDS.....	273	4,060
	DOMINICAN REPUBLIC.....	106,980	120,475
	NETHERLAND ANTIL. EXC ARUBA.....	175	3,936
1901901500	MALT EXTRACT KG	19,748	13,038
	BRITISH VIRGIN ISLANDS.....	19,748	13,038
1901909082	CORN-SOYA MILK BLENDS KG	172,029	30,150
	JAMAICA.....	172,029	30,150
1901909085	WHEAT-FLOUR-SOYA BLENDS KG	5,505	8,087

TABLE 5 - EXPORTS OF MERCHANDISE FROM PUERTO RICO TO FOREIGN COUNTRIES,
BY COMMODITY AND COUNTRY OF DESTINATION: FISCAL YEAR 1999

COMM-CODE	COMMODITY AND UNIT OF QUANTITY	QUANTITY	VALUE-\$
	ARUBA.....	2,674	5,267
	BAHAMAS.....	2,831	2,820
1901909500	FOOD PREPARATIONS FLOUR, STARCH, DAIRY ETC, NESOI KG	311,047	1,648,078
	ANTIGUA.....	14,686	115,620
	ARUBA.....	17,583	131,573
	BAHAMAS.....	6,874	21,392
	BARBADOS.....	30,894	210,877
	BERMUDA.....	1,793	5,035
	BRITISH VIRGIN ISLANDS.....	10,363	52,248
	CAYMAN ISLANDS.....	10,292	44,204
	GRENADA.....	3,173	20,736
	HAITI.....	45,639	263,279
	HONDURAS.....	7,883	8,000
	JAMAICA.....	96,439	329,118
	NETHERLAND ANTIL. EXC ARUBA.....	2,807	10,113
	ST. LUCIA.....	13,013	86,846
	SURINAME.....	4,936	9,920
	TRINIDAD & TOBAGO.....	45,082	239,117
1902192000	PASTA NO EGG UNCOOKED NOT STUFFED OR OTHERWISE PREP KG	49,201	41,152
	DOMINICAN REPUBLIC.....	27,868	20,864
	VENEZUELA.....	21,335	20,188
1904100040	SWELLING/ROASTING CEREAL/CEREAL PRODUCT CONT SUGAR KG	11,593	16,183
	NETHERLAND ANTIL. EXC ARUBA.....	11,593	16,183
1904100080	SWELLING/ROASTING CEREAL/CEREAL PRODUCT, NO SUGAR KG	512,582	1,524,122
	BRITISH VIRGIN ISLANDS.....	1,771	3,399
	COLOMBIA.....	6,891	13,540
	DOMINICAN REPUBLIC.....	265,843	1,047,130
	NETHERLAND ANTIL. EXC ARUBA.....	54,919	91,644
	PANAMA.....	183,158	368,409
1904900040	CEREAL NT CORN GRAIN FORM PRECOOK/OTHSW PREP NESOI KG	22,079	34,239
	ARUBA.....	2,234	10,539
	DOMINICAN REPUBLIC.....	19,845	23,700
1905300040	SWEET BISCUITS, WAFFLES AND WAFERS, NESOI KG	189,623	298,348
	BARBADOS.....	3,181	3,092
	BERMUDA.....	5,803	5,641
	BRITISH VIRGIN ISLANDS.....	1,022	4,145
	DOMINICAN REPUBLIC.....	139,558	192,322
	NETHERLAND ANTIL. EXC ARUBA.....	13,718	47,835
	ST. LUCIA.....	26,341	45,313
1905901041	PASTRY/CAKE ETC & PUDDING, W/NT CONT CHOC ETC FRZN KG	33,846	56,666
	DOMINICAN REPUBLIC.....	33,320	47,147
	NETHERLAND ANTIL. EXC ARUBA.....	526	9,519
1905901050	PASTRY/CAKE/PUDDING WHETHER/NT CONT CHOC ETC NESOI KG	36,908	123,914
	ARUBA.....	16,589	52,119
	DOMINICAN REPUBLIC.....	493	8,726
	NETHERLAND ANTIL. EXC ARUBA.....	19,826	63,089
1905901080	BREAD/BISCUITS/SIMILAR BAKED PRODUCTS, NESOI KG	129,199	633,181
	ARUBA.....	670	7,500
	DOMINICAN REPUBLIC.....	48,711	84,906
	JAMAICA.....	16,429	11,319
	NETHERLAND ANTIL. EXC ARUBA.....	62,389	559,856
1905909030	CORN CHIPS AND SIMILAR CRISP SAVORY SNACK FOODS KG	220,459	579,098
	ANGUILLA.....	855	8,465
	ANTIGUA.....	6,754	15,000
	ARUBA.....	12,165	50,308
	BRITISH VIRGIN ISLANDS.....	586	7,659
	DOMINICAN REPUBLIC.....	70,081	139,493
	GUADELOUPE.....	615	6,455
	GUATEMALA.....	8,214	16,458
	HONDURAS.....	7,669	6,000
	NETHERLAND ANTIL. EXC ARUBA.....	113,560	329,260
1905909090	COMMUNION/SEALING WAFER RICE PPR EMPTY CAPSULE ETC KG	535,601	1,182,584
	ARUBA.....	46,682	137,676
	DOMINICA.....	706	2,622
	DOMINICAN REPUBLIC.....	370,879	724,972
	GUADELOUPE.....	16,304	17,696
	NETHERLAND ANTIL. EXC ARUBA.....	98,623	294,789
	ST.VINCENT & THE GRENADINES.....	2,407	4,829
	PREPARATIONS OF VEGETABLES, FRUIT, NUTS, OR OTHER PARTS OF PLANTS..... TOTAL		5,559,639

TABLE 5 - EXPORTS OF MERCHANDISE FROM PUERTO RICO TO FOREIGN COUNTRIES,
BY COMMODITY AND COUNTRY OF DESTINATION: FISCAL YEAR 1999

COMM-CODE	COMMODITY AND UNIT OF QUANTITY	QUANTITY	VALUE-\$
2002900060	TOMATO PASTE KG	79,448	78,810
	ARUBA.....	520	4,810
	DOMINICAN REPUBLIC.....	78,928	72,000
2003100000	MUSHROOMS PREP/PRES EX BY VINEGAR/ACETIC ACID KG	16,985	20,825
	NETHERLANDS.....	16,985	20,825
2004108020	POTATOES, FRENCH FRIED, FROZEN KG	7,438	7,378
	DOMINICAN REPUBLIC.....	7,438	7,378
2004909080	VEGETABLES INCL MIXTURES NESOI PREP/PRES NESOI FRZ KG	19,845	12,840
	DOMINICAN REPUBLIC.....	19,845	12,840
2005100000	VEGETABLES, HOMOGENIZED NOT FROZ (SUBHEADNG NTE 1) KG	60,855	52,348
	DOMINICAN REPUBLIC.....	60,855	52,348
2005400000	PEAS (PISUM SATIVUM) PREP/PRES NESOI, NOT FROZEN KG	7,272	15,691
	ARUBA.....	7,272	15,691
2005590000	BEANS, NOT SHELLED, PREP/PRES NESOI, NOT FROZEN KG	66,088	61,234
	ANTIGUA.....	31,214	29,589
	ARUBA.....	12,711	16,204
	MARTINIQUE.....	17,136	10,000
	NETHERLAND ANTIL. EXC ARUBA.....	5,027	5,441
2005700000	OLIVES PREP/PRES EX VINEGAR/ACETIC ACID NOT FROZEN KG	2,313	11,988
	ARUBA.....	1,851	8,224
	NETHERLAND ANTIL. EXC ARUBA.....	662	3,764
2005908550	PREPARED/PRESERVED VETETABLES, NOT FROZEN, NESOI KG	131,085	154,872
	DOMINICAN REPUBLIC.....	114,352	133,200
	NETHERLAND ANTIL. EXC ARUBA.....	16,733	21,672
2007100000	HOMOGENIZED PREPARATNS OF FRUIT (SUBHEADNG NOTE 2) KG	177,970	264,642
	DOMINICAN REPUBLIC.....	177,970	264,642
2008400000	PEARS, OTHERWISE PREPARED OR PRESERVED, NESOI KG	17,358	9,894
	NEW ZEALAND ISLANDS.....	17,358	9,894
2008997000	FRUIT/EDBL PLANT PRTS NESOI OTHWSE PREP/PRES NESOI KG	800	12,480
	JAMAICA.....	800	12,480
2009190000	ORANGE JUICE, UNFERMENTED, NOT FROZEN L	647,948	558,658
	COSTA RICA.....	303,292	275,540
	DOMINICAN REPUBLIC.....	64,832	48,622
	GUYANA.....	18,421	13,815
	NETHERLAND ANTIL. EXC ARUBA.....	25,408	23,035
	PANAMA.....	235,748	195,065
	PHILIPPINES.....	247	2,581
2009205000	GRAPEFRUIT JUICE, UNFERMENTED, NOT FROZEN L	4,600	2,700
	DOMINICAN REPUBLIC.....	4,600	2,700
2009303000	CITRUS JUICE SINGLE FRUIT UNFRMNTD NESOI NT CNCNTD L	609,559	527,834
	DOMINICAN REPUBLIC.....	554,799	517,128
	NETHERLAND ANTIL. EXC ARUBA.....	54,760	10,706
2009306020	LEMON JUICE, UNFERMENTED, CONCENTRATED, FROZEN L	30,000	5,400
	DOMINICAN REPUBLIC.....	30,000	5,400
2009308000	CITRUS JUICE UNMIXED UNFERMTD, CONCENTRATED, NESOI L	264,452	190,402
	COSTA RICA.....	9,723	7,000
	DOMINICAN REPUBLIC.....	44,248	31,857
	PANAMA.....	210,481	151,545
2009402000	PINEAPPLE JUICE UNFRMNTD NOT CNCNTRD OR NOV 3.5 CN L	135,812	67,134
	DOMINICAN REPUBLIC.....	127,400	62,976
	PANAMA.....	8,412	4,158
2009404000	PINEAPPLE JUICE, UNFERMENTED, NESOI, FROZEN L	549,784	373,849
	DOMINICAN REPUBLIC.....	128,402	87,312
	JAMAICA.....	421,382	286,537
2009600060	GRAPE JUICE & MUST UNFRMNTD CONCENTRTD NOT FROZEN L	213,019	154,352
	COSTA RICA.....	149,473	96,832
	PANAMA.....	63,546	57,520
2009700010	APPLE JUICE, UNFERMENTED, CONCENTRATED, FROZEN L	14,784	33,902
	DOMINICAN REPUBLIC.....	14,784	33,902
2009700020	APPLE JUICE, UNFERMENTED, CONCENTRATED, NOT FROZEN L	95,317	120,723
	COSTA RICA.....	48,292	35,550
	GUYANA.....	8,175	5,960
	PANAMA.....	38,850	79,213
2009700090	APPLE JUICE, UNFERMENTED, NOT CONCENTRATED L	13,864	9,011
	DOMINICAN REPUBLIC.....	6,517	4,236
	NETHERLAND ANTIL. EXC ARUBA.....	7,347	4,775
2009800000	JUICE OF ANY SINGLE FRUIT/VEGTBLE UNFERMENTD NESOI L	2,268,393	1,037,038
	ANTIGUA.....	94,507	38,988
	BERMUDA.....	1,575	3,219
	COSTA RICA.....	340,794	147,109

TABLE 5 - EXPORTS OF MERCHANDISE FROM PUERTO RICO TO FOREIGN COUNTRIES,
BY COMMODITY AND COUNTRY OF DESTINATION: FISCAL YEAR 1999

COMM-CODE	COMMODITY AND UNIT OF QUANTITY	QUANTITY	VALUE-\$
	DOMINICAN REPUBLIC.....	64,235	26,500
	PANAMA.....	1,767,282	821,222
2008902000	MIXTURES OF VEGETABLE JUICES, UNFERMENTED L	32,306	10,899
	GUADELOUPE.....	32,306	10,899
2008904000	MIXTURES OF FRUIT JUICES, UNFERMENTED L	5,106,050	1,766,837
	ANGUILLA.....	1,101	15,812
	ANTIGUA.....	80,509	25,418
	COSTA RICA.....	564,713	184,306
	DOMINICAN REPUBLIC.....	186,942	68,449
	GUYANA.....	84,050	33,952
	PANAMA.....	4,004,114	1,387,123
	PHILIPPINES.....	382	3,303
	ST. LUCIA.....	125,878	39,742
	VENEZUELA.....	58,381	18,432
	MISCELLANEOUS EDIBLE PREPARATIONS..... TOTAL		185,445,756
2102100000	YEASTS, ACTIVE KG	1,753	5,990
	JAMAICA.....	1,753	5,990
2103202000	TOMATO KETCHUP KG	8,938	13,595
	DOMINICAN REPUBLIC.....	8,938	13,595
2103909070	MIXED CONDIMENTS AND MIXED SEASONINGS KG	327,159	894,045
	ARUBA.....	6,641	28,933
	DOMINICAN REPUBLIC.....	304,723	833,239
	HAITI.....	1,582	3,342
	NETHERLAND ANTIL. EXC ARUBA.....	14,213	30,531
2103909090	SAUCES AND PREPARATIONS THEREFOR, NESOI KG	111,674	183,693
	DOMINICAN REPUBLIC.....	67,245	102,845
	PANAMA.....	44,344	78,126
	UNITED KINGDOM OF GT BRITAIN.....	85	2,722
2104100020	SOUPS, BROTHS AND PREPARATIONS THEREOF, DRIED KG	15,708	37,000
	NETHERLAND ANTIL. EXC ARUBA.....	15,708	37,000
2104100060	SOUPS, BROTHS & PREPS THEREOF, NESOI, EX DRIED KG	51,070	49,923
	DOMINICAN REPUBLIC.....	51,070	49,923
2105000010	ICE CREAM, WHETHER OR NOT CONTAINING COCOA KG	181,333	242,000
	DOMINICAN REPUBLIC.....	181,333	242,000
2105000060	EDIBLE ICE, WHETHER OR NOT CONTAINING COCOA, NESOI KG	59,293	30,590
	COSTA RICA.....	59,293	30,590
2106100000	PROTEIN CONCENTRATES & TEXTURED PROTEIN SUBSTANCES KG	153,113	296,001
	ANGUILLA.....	200	3,800
	ARUBA.....	90,013	137,852
	DOMINICAN REPUBLIC.....	9,879	28,769
	NETHERLAND ANTIL. EXC ARUBA.....	52,921	125,580
2106901650	COMPOUND ALCOHOLIC PREP FOR MANUFACTURE BEVERAGES KG	120	3,520
	NETHERLAND ANTIL. EXC ARUBA.....	120	3,520
2106905200	SINGLE FRUIT/VEG JUICE FORTI W/VITAMMIN CONCENTRD L	68,574	49,930
	COSTA RICA.....	68,574	49,930
2106905400	MIX FRUIT/VEG JUICE FORTI W/VITAMMIN CONCENTRATED L	314,671	236,000
	COSTA RICA.....	184,889	146,966
	PANAMA.....	120,002	90,000
2106906571	PREPS FOR MANUF BEVERAGES CONT ASPARTAME/SACCHARIN KG	78,236	4,112,046
	ARUBA.....	893	33,525
	BAHAMAS.....	2,748	116,187
	BARBADOS.....	1,632	59,506
	CHINA (TAIWAN).....	1,201	114,081
	COSTA RICA.....	11,434	532,303
	DOMINICAN REPUBLIC.....	4,814	285,824
	EL SALVADOR.....	1,810	190,256
	GUATEMALA.....	25,849	847,073
	HONDURAS.....	2,104	164,563
	HONG KONG.....	467	81,506
	INDONESIA.....	5,424	204,000
	JAMAICA.....	8,266	428,817
	MALAYSIA.....	1,334	241,191
	NETHERLAND ANTIL. EXC ARUBA.....	805	63,373
	NEW ZEALAND ISLANDS.....	333	16,014
	PANAMA.....	4,646	316,822
	SINGAPORE.....	1,544	319,476
	TRINIDAD & TOBAGO.....	2,882	88,489
	VIETNAM.....	70	11,040
2106906572	PREPS FOR MANUF BEVERAGES CONT CANE/BEET SUGAR KG	112,729	236,231

TABLE 5 - EXPORTS OF MERCHANDISE FROM PUERTO RICO TO FOREIGN COUNTRIES,
BY COMMODITY AND COUNTRY OF DESTINATION: FISCAL YEAR 1999

COMM-CODE	COMMODITY AND UNIT OF QUANTITY	QUANTITY	VALUE-\$
	COSTA RICA.....	53,254	94,888
	DOMINICAN REPUBLIC.....	18,004	22,832
	GUADELOUPE.....	21,482	32,431
	JAMAICA.....	6,348	55,380
	TRINIDAD & TOBAGO.....	15,643	30,800
2106906573	PREPARATIONS FOR MANUFACTURE OF BEVERAGES, NESOI KG	6,094,848	176,249,451
	ARUBA.....	18,171	528,417
	AUSTRALIAN ISLANDS.....	9,891	21,974
	BAHAMAS.....	39,005	968,430
	BARBADOS.....	20,948	244,564
	BELIZE.....	9,454	191,739
	CANADA.....	844	4,346
	CHINA (TAIWAN).....	626,361	32,082,579
	COSTA RICA.....	134,967	3,059,583
	DOMINICAN REPUBLIC.....	595,510	15,307,890
	EL SALVADOR.....	462,679	18,528,711
	GRENADA.....	3,124	99,305
	GUATEMALA.....	978,289	28,571,295
	GUYANA.....	42,368	873,223
	HAITI.....	145,426	2,710,172
	HONDURAS.....	1,168,393	33,127,977
	HONG KONG.....	37,978	205,032
	INDONESIA.....	17,084	693,787
	JAMAICA.....	112,807	3,218,172
	MALAYSIA.....	406,422	14,411,766
	MEXICO.....	144,398	254,376
	NETHERLAND ANTIL. EXC ARUBA.....	46,011	1,150,951
	NEW ZEALAND ISLANDS.....	20,629	541,624
	NICARAGUA.....	181,509	4,178,237
	PANAMA.....	479,489	5,621,076
	PHILIPPINES.....	7,121	14,860
	SINGAPORE.....	189,347	5,676,659
	ST.VINCENT & THE GRENADINES.....	7,678	184,012
	TRINIDAD & TOBAGO.....	130,041	2,092,315
	VIETNAM.....	59,306	1,688,379
2106906580	CREAM OR MILK SUBSTITUTES, NESOI KG	3,528	5,832
	DOMINICAN REPUBLIC.....	3,528	5,832
2106906585	CONFECTIONERY INCL GUM CONTNG SYNTHETIC SWEETENERS KG	9,969	18,243
	DOMINICAN REPUBLIC.....	9,969	18,243
2106906592	FOOD PREPARATIONS, NESOI, CANNED KG	228,192	286,316
	DOMINICAN REPUBLIC.....	160,792	188,805
	MEXICO.....	13,333	32,000
	NETHERLAND ANTIL. EXC ARUBA.....	37,440	34,511
	PANAMA.....	18,627	33,000
2106906595	FOOD PREPARATIONS, NESOI, FROZEN KG	270,394	377,784
	DOMINICAN REPUBLIC.....	211,227	248,820
	NETHERLAND ANTIL. EXC ARUBA.....	59,167	128,964
2106907090	EDIBLE PREPS, NOT CANNED/FRZN, N/CONT SUGAR, NESOI KG	998,650	2,117,566
	ANTIGUA.....	82,466	149,502
	BAHAMAS.....	216	30,898
	BARBADOS.....	7,111	33,705
	CAYMAN ISLANDS.....	2,550	6,415
	DOMINICA.....	14,469	17,665
	DOMINICAN REPUBLIC.....	318,143	1,020,962
	GUYANA.....	1,440	5,169
	HAITI.....	12,777	52,891
	JAMAICA.....	281,045	438,482
	MAURITANIA.....	8,804	15,000
	MEXICO.....	3,384	13,739
	NETHERLAND ANTIL. EXC ARUBA.....	236,029	295,107
	TRINIDAD & TOBAGO.....	22,218	38,031
	BEVERAGES, SPIRITS AND VINEGAR..... TOTAL		14,038,668
2201100000	WATER, MINERAL & AERATED NATRL/ARTFCL NT SWTN/FLAV L	145,355	52,493
	BRITISH VIRGIN ISLANDS.....	840	5,599
	DOMINICAN REPUBLIC.....	137,574	40,563
	NETHERLAND ANTIL. EXC ARUBA.....	6,941	6,331
2202100020	CARBONATED SOFT DRINKS, CONTNG ASPARTAME/SACCHARIN L	698,506	133,795
	JAPAN.....	584,719	112,000
	NETHERLAND ANTIL. EXC ARUBA.....	113,787	21,795

TABLE 5 - EXPORTS OF MERCHANDISE FROM PUERTO RICO TO FOREIGN COUNTRIES,
BY COMMODITY AND COUNTRY OF DESTINATION: FISCAL YEAR 1999

COMM-CODE	COMMODITY AND UNIT OF QUANTITY	QUANTITY	VALUE-\$
2202100040	CARBONATED SOFT DRINKS, NESOI L	21,157,302	4,175,462
	ANGUILLA.....	271,319	51,989
	ANTIGUA.....	46,801	8,926
	BARBADOS.....	352,487	67,517
	BRITISH VIRGIN ISLANDS.....	338,469	64,831
	DOMINICAN REPUBLIC.....	3,566,488	682,416
	FRANCE.....	35,913	24,759
	GUADELOUPE.....	1,816,998	348,028
	HAITI.....	1,138,280	218,027
	JAMAICA.....	537,524	102,980
	MONTERRAT.....	5,420	26,210
	NETHERLAND ANTIL. EXC ARUBA.....	12,793,787	2,531,150
	NETHERLANDS.....	57,428	11,000
	ST.CHRISTOPHER-NEVIS.....	196,862	37,669
2202100060	WATERS INCL MINERAL & AERATED, SWTND/FLAVORD NESOI L	815,809	263,883
	BRITISH VIRGIN ISLANDS.....	600	3,862
	FRANCE.....	174,881	51,566
	GUADELOUPE.....	67,832	20,000
	HAITI.....	76,311	22,500
	NETHERLAND ANTIL. EXC ARUBA.....	397,635	138,901
	PHILIPPINES.....	98,540	29,054
2202903800	MIX FRUIT/VEGE JUICE FORTI W/ITAMMIN N/CONCENTRD L	9,623	7,217
	DOMINICAN REPUBLIC.....	9,623	7,217
2202909090	BEVERAGES NONALCOHOLIC NESOI EXCL FRUIT/VEGT JUICE L	866,871	284,691
	ANTIGUA.....	86,815	25,597
	ARUBA.....	11,917	8,747
	COSTA RICA.....	38,159	11,251
	DOMINICAN REPUBLIC.....	651,514	205,016
	GUADELOUPE.....	57,505	20,710
	HAITI.....	1,276	7,625
	NETHERLAND ANTIL. EXC ARUBA.....	19,485	5,745
2203000000	BEER MADE FROM MALT L	111,325	62,823
	ANGUILLA.....	12,187	6,439
	BRITISH VIRGIN ISLANDS.....	75,858	41,729
	NETHERLAND ANTIL. EXC ARUBA.....	23,280	14,655
2204100000	SPARKLING WINE OF FRESH GRAPES L	105,439	123,175
	ARUBA.....	14,336	16,747
	BARBADOS.....	2,939	3,433
	CAYMAN ISLANDS.....	12,082	14,115
	DOMINICAN REPUBLIC.....	2,740	3,200
	GUADELOUPE.....	17,200	20,083
	JAMAICA.....	7,251	8,471
	MARTINIQUE.....	7,325	8,557
	NETHERLAND ANTIL. EXC ARUBA.....	30,798	35,979
	TRINIDAD & TOBAGO.....	10,768	12,580
2204212000	EFFERVESCENT WINE OF FRSH GRAPE IN CNTR 2L OR LESS L	19,653	14,767
	ANGUILLA.....	19,653	14,767
2204214000	GRAPE WINE NESOI NOV 14% ALCOHOL CNTRS 2L OR LESS L	56,600	92,445
	BRITISH VIRGIN ISLANDS.....	46,616	78,480
	DOMINICAN REPUBLIC.....	10,084	15,965
2204217000	GRAPE WINE NESOI OVER 14% ALCOHOL CNTRS 2L OR LESS L	486	3,510
	SURINAME.....	486	3,510
2204290020	GRAPE WINE NESOI NOV 14% ALCOHOL CNTRS OV 2 LITERS L	668	8,224
	NETHERLAND ANTIL. EXC ARUBA.....	385	4,548
	PHILIPPINES.....	283	3,676
2204300000	GRAPE MUST FERMTATN PREV/ARRSTD BY ALCOH, EX 2009 L	9,924	3,306
	ANTIGUA.....	9,924	3,306
2205100000	VERMOUTH/GRPE WINE FLAVORED WTH PLANTS ETC CTR 2L< L	3,582	8,702
	NETHERLAND ANTIL. EXC ARUBA.....	1,800	6,150
	SURINAME.....	1,782	2,552
2205900000	VERMOUTH/GRPE WINE FLAVORED WTH PLANTS ETC OV 2LS L	3,920	4,063
	DOMINICAN REPUBLIC.....	3,920	4,063
2207106000	ETHYL ALCOHOL, UNDENATURED 80%/HIGHER, NONBEVERAGE L	1,249	8,250
	DOMINICAN REPUBLIC.....	1,249	8,250
2207200000	ETHYL ALCOHOL & OTH SPIRITS DENATURED ANY STRENGTH L	109,345	49,205
	REP. OF SOUTH AFRICA.....	109,345	49,205
2208200000	GRAPE BRANDY PFL	6,495	16,300
	SURINAME.....	6,495	16,300
2208306020	WHISKIES, BOURBON, CONTAINERS NOT OVER 4 LITERS EA PFL	20,608	167,203
	DOMINICAN REPUBLIC.....	6,873	31,203
	NETHERLANDS.....	13,735	136,000

TABLE 5 - EXPORTS OF MERCHANDISE FROM PUERTO RICO TO FOREIGN COUNTRIES,
BY COMMODITY AND COUNTRY OF DESTINATION: FISCAL YEAR 1999

COMM-CODE	COMMODITY AND UNIT OF QUANTITY		QUANTITY	VALUE-\$
2208309020	WHISKIES EX BOURBON, CONTAINERS NOT OVER 4 LITERS	PFL	322,251	1,187,180
	ANGUILLA.....		4,116	10,082
	BRITISH VIRGIN ISLANDS.....		3,584	8,776
	DOMINICAN REPUBLIC.....		87,806	612,820
	GRENADA.....		1,195	2,927
	GUADELOUPE.....		16,790	41,130
	JAMAICA.....		5,945	14,564
	NETHERLAND ANTIL. EXC ARUBA.....		101,311	248,208
	NETHERLANDS.....		21,901	53,655
	ST.CHRISTOPHER-NEVIS.....		6,481	15,877
	TRINIDAD & TOBAGO.....		73,122	179,143
2208309040	WHISKIES EX BOURBON, CONTAINERS OVER 4 LITERS	PFL	26,071	36,499
	JAPAN.....		26,071	36,499
2208400030	RUM AND TAFIA, CONTAINERS NOT OVER 4 LITERS EACH	PFL	1,855,497	2,476,327
	ANGUILLA.....		23,924	34,448
	ANTIGUA.....		2,382	2,527
	ARGENTINA.....		225,212	410,532
	ARUBA.....		67,864	87,404
	BRITISH VIRGIN ISLANDS.....		22,520	37,565
	CAYMAN ISLANDS.....		724	17,073
	CHILE.....		202,026	393,470
	CHINA (TAIWAN).....		23,398	34,544
	COSTA RICA.....		3,514	13,213
	DOMINICAN REPUBLIC.....		52,938	56,641
	GRENADA.....		16,483	17,615
	GUADELOUPE.....		1,450	5,020
	INDIA.....		13,928	14,903
	ISRAEL.....		25,850	33,405
	JAMAICA.....		240	4,488
	JAPAN.....		27,217	100,727
	MARTINIQUE.....		30,200	32,314
	MONTSERRAT.....		9,260	9,906
	NETHERLAND ANTIL. EXC ARUBA.....		632,454	749,193
	PERU.....		120,135	215,371
	REPUBLIC OF KOREA.....		5,217	11,727
	ST. LUCIA.....		13,727	14,686
	ST.CHRISTOPHER-NEVIS.....		3,675	3,932
	ST.VINCENT & THE GRENADINES.....		15,157	16,218
	SURINAME.....		76,649	95,625
	URUGUAY.....		39,595	63,778
2208400050	RUM AND TAFIA, CONTAINERS OVER 4 LITERS	PFL	9,971,229	4,318,714
	ANTIGUA.....		248	8,415
	BAHAMAS.....		9,301,023	3,529,746
	BOLIVIA.....		117,290	107,935
	CHILE.....		126,400	86,825
	ECUADOR.....		5,849	131,792
	INDIA.....		76,111	52,282
	ITALY.....		2,710	63,638
	JAPAN.....		26,045	68,812
	MEXICO.....		29,883	73,040
	NETHERLAND ANTIL. EXC ARUBA.....		49,499	34,000
	PANAMA.....		138,633	95,229
	SPAIN.....		87,347	60,000
	VENEZUELA.....		10,191	7,000
2208500000	GIN AND GENEVA	PFL	11,408	9,419
	NETHERLAND ANTIL. EXC ARUBA.....		11,408	9,419
2208600000	VODKA	PFL	43,422	72,026
	BRITISH VIRGIN ISLANDS.....		932	5,000
	DOMINICAN REPUBLIC.....		42,490	67,026
2208700000	LIQUEURS AND CORDIALS	PFL	2,241	9,995
	NETHERLAND ANTIL. EXC ARUBA.....		2,241	9,995
2208904600	KIRSCHWASSER AND RATAFIA	PFL	10,981	69,069
	FRANCE.....		7,570	44,893
	SURINAME.....		3,411	24,176
2208909000	OTHER SPIRITUOUS BEVERAGES, NESOI	PFL	188,979	371,525
	ANTIGUA.....		1,410	2,700
	ARUBA.....		5,012	9,600
	DOMINICAN REPUBLIC.....		81,542	165,353
	HAITI.....		19,582	37,500
	NETHERLAND ANTIL. EXC ARUBA.....		46,485	89,434
	NETHERLANDS.....		34,948	66,938

TABLE 5 - EXPORTS OF MERCHANDISE FROM PUERTO RICO TO FOREIGN COUNTRIES,
BY COMMODITY AND COUNTRY OF DESTINATION: FISCAL YEAR 1999

COMM-CODE	COMMODITY AND UNIT OF QUANTITY	QUANTITY	VALUE-\$
2209000000	VINEGAR & SUBSTITUTES FOR VINEGAR FROM ACETIC ACID L	39,350	8,400
	DOMINICAN REPUBLIC.....	39,350	8,400
	RESIDUES AND WASTE FROM THE FOOD INDUSTRIES; PREPARED ANIMAL FEED..... TOTAL		2,707,591
2301100000	FLOUR MEAL & PELLET MEAT/MEAT OFFAL INEDIB; GREAVE T	14	5,779
	BRITISH VIRGIN ISLANDS.....	14	5,779
2303100010	CORN GLUTEN FEED, WHETHER OR NOT IN PELLETS T	22	3,208
	NETHERLAND ANTIL. EXC ARUBA.....	22	3,208
2308909000	VEGETABLE MATRLS/WASTE/RESIDUE/BY-PRODUCTS NESOI KG	148,879	67,911
	DOMINICAN REPUBLIC.....	148,879	67,911
2309100000	DOG AND CAT FOOD, PUT UP FOR RETAIL SALE KG	680,938	623,485
	ANTIGUA.....	17,805	23,189
	ARGENTINA.....	15,954	12,938
	BRITISH VIRGIN ISLANDS.....	1,414	3,065
	DOMINICAN REPUBLIC.....	485,521	415,513
	JAPAN.....	150,683	157,503
	NETHERLAND ANTIL. EXC ARUBA.....	19,581	11,277
2309901010	PET FOOD PUT UP FOR RETAIL SALE EX DOG & CAT FOOD KG	27,545	62,451
	DOMINICAN REPUBLIC.....	11,912	31,251
	NETHERLAND ANTIL. EXC ARUBA.....	15,633	31,200
2309901020	POULTRY FEEDS, PREPARED T	2,270	1,841,380
	ARUBA.....	331	126,538
	BELIZE.....	60	145,721
	DOMINICAN REPUBLIC.....	207	195,221
	GUATEMALA.....	485	398,777
	HONG KONG.....	144	82,183
	NETHERLAND ANTIL. EXC ARUBA.....	57	29,189
	ST.CHRISTOPHER-NEVIS.....	48	16,785
	TRINIDAD & TOBAGO.....	940	846,956
2309901040	LIVESTOCK FEED, PREPARED, NESOI T	19	5,134
	DOMINICAN REPUBLIC.....	19	5,134
2309901050	MIXED FEEDS OR MIXED FEED INGREDIENTS, ANML, NESOI T	110	35,036
	DOMINICAN REPUBLIC.....	20	11,724
	NETHERLAND ANTIL. EXC ARUBA.....	90	23,312
2309908500	PREPARATIONS USED IN ANIMAL FEEDING NESOI KG	108,589	63,207
	ANGUILLA.....	7,157	5,527
	ARUBA.....	3,946	3,080
	DOMINICAN REPUBLIC.....	28,883	15,561
	NETHERLAND ANTIL. EXC ARUBA.....	5,636	10,149
	ST.CHRISTOPHER-NEVIS.....	61,997	28,890
	TOBACCO AND MANUFACTURED TOBACCO SUBSTITUTES..... TOTAL		46,769,170
2401102020	CONN. SHADE TOBACCO, NOT STEM/STRIP OV 35% WRAPPER KG	491,526	23,724,787
	DOMINICAN REPUBLIC.....	491,526	23,724,787
2401102040	TOBACCO NOT STEM/STRIP OVER 35% WRAPPER TOB, NESOI KG	40,115	602,866
	DOMINICAN REPUBLIC.....	39,863	593,218
	REP. OF SOUTH AFRICA.....	252	9,648
2401109570	TOBACCO NESOI NOT STEM/STRIP, LESS THAN 35% WRPPR KG	11,568	594,288
	DOMINICAN REPUBLIC.....	11,568	594,288
2401202040	TOBACCO NESOI STEM/STRIP NOT THRESHED OV 35% WRPPR KG	4,948	150,389
	NETHERLANDS.....	4,948	150,389
2401205592	TOB NESOI STEM/STRIP, NOT THRESHED <35% WRAPPR TOB KG	5,916	23,733
	DOMINICAN REPUBLIC.....	5,916	23,733
2401206020	CONN SHADE TOB FROM CIGAR LEAF THRESHED STEM/STRIP KG	18,898	785,722
	DOMINICAN REPUBLIC.....	13,917	734,928
	UNITED KINGDOM OF GT BRITAIN.....	4,981	50,794
2401206040	TOBACCO NESOI FROM CIGAR LEAF, THRESHED STEM/STRIP KG	21,359	91,143
	NETHERLANDS.....	21,359	91,143
2402103030	SMALL CIGARS/CHEROOTS/CIGARILLOS WITH TOB <\$15 EA THS	2,350	275,032
	CYPRUS.....	1,195	107,040
	PANAMA.....	1,155	167,992
2402107000	CIGAR/CHEROOT/CIGARILLO CONTAINING TOBACCO NESOI THS	1,374	373,108
	CYPRUS.....	576	107,040
	JAPAN.....	15	3,024
	PANAMA.....	637	148,796
	PORTUGAL.....	38	8,248
	SINGAPORE.....	108	108,000

TABLE 5 - EXPORTS OF MERCHANDISE FROM PUERTO RICO TO FOREIGN COUNTRIES,
BY COMMODITY AND COUNTRY OF DESTINATION: FISCAL YEAR 1999

COMM-CODE	COMMODITY AND UNIT OF QUANTITY	QUANTITY	VALUE-\$
2402200000	CIGARETTES CONTAINING TOBACCO THS	1,894,855	20,121,443
	BELGIUM.....	1,534,050	15,502,152
	BELIZE.....	400	7,820
	CYPRUS.....	58,500	585,695
	DOMINICAN REPUBLIC.....	2,582	28,945
	JAPAN.....	7,032	109,062
	MOROCCO.....	105,000	995,400
	SINGAPORE.....	187,311	2,912,269
2403100060	SMOKING TOBACCO, NESOI KG	7,704	26,659
	GREECE.....	1,942	6,720
	JAPAN.....	2,974	10,291
	REP. OF SOUTH AFRICA.....	2,788	9,648
	MINERAL PRODUCTS..... TOTAL		92,721,950
	SALT; SULFUR; EARTHS AND STONE; PLASTERING MATERIALS, LIME AND CEMENT..... TOTAL		2,061,228
2501000000	SALT INCL TABL A DENTRD, PURE SODM CHLOR, SEA WTR T	81	23,065
	ANTIGUA.....	23	5,200
	DOMINICAN REPUBLIC.....	58	17,865
2507000000	KAOLIN AND OTHER KAOLINIC CLAYS, INCL CALCINED T	123	39,751
	DOMINICAN REPUBLIC.....	123	39,751
2512000000	SILICEOUS FSSL MLS A ERTHS W SPEC GRAV OF 1 O LSS T	14	5,530
	HONG KONG.....	14	5,530
2517200000	MACADAM OF SLAG, DROSS OR SIMILAR IND WASTE T	121	11,054
	DOMINICAN REPUBLIC.....	121	11,054
2521000000	LMSTN FLUX; LMSTN A OTH CAL STO USD MFR LIME, CMT T	17,820	1,615,488
	SURINAME.....	17,820	1,615,488
2523210000	WHITE PORTLAND CEMENT WHTHR OR NT ART COLORED T	1,034	104,289
	DOMINICAN REPUBLIC.....	1,034	104,289
2523290000	PORTLAND CEMENT EXCEPT WHITE PORTLAND CEMENT T	571	208,051
	DOMINICAN REPUBLIC.....	582	198,465
	GERMANY.....	1	2,529
	SINGAPORE.....	8	7,057
2530900060	OTHER MINERAL SUBSTANCES NESOI KG	44,801	54,000
	CHILE.....	2,813	45,000
	DOMINICAN REPUBLIC.....	41,988	9,000
	ORES, SLAG, AND ASH..... TOTAL	2	3,200
2618000000	GRANULATED SLAG FR IRON OR STEEL MANUFACTURE T	2	3,200
	GUADELOUPE.....	2	3,200
	MINERALS FUELS, MINERAL OILS AND PRODUCTS OF THEIR DISTILLATION; BITUMINOUS SUBSTANCES; MINERAL WAXES..... TOTAL		90,657,522
2701120050	BITUMINOUS COAL NT METALLURGICAL, NOT AGGLOMERATED T	25,765	711,168
	CANADA.....	25,765	711,168
2706000000	MINERAL TARS, INCLUDING RECONSTITUTED TARS L	99,186	63,842
	ANGUILLA.....	50,001	9,000
	BRITISH VIRGIN ISLANDS.....	49,185	54,842
2707300020	O-XYLENE L	42,264,060	10,501,132
	MEXICO.....	32,858,679	7,845,650
	NETHERLANDS.....	6,253,197	1,968,451
	REPUBLIC OF KOREA.....	3,152,184	687,031
2707300030	P-XYLENE L	203,004,007	49,315,193
	INDIA.....	4,568,348	1,174,158
	MALAYSIA.....	7,233,229	1,844,651
	MEXICO.....	108,062,623	25,365,115
	REPUBLIC OF KOREA.....	62,777,749	16,152,129
	SPAIN.....	20,364,058	4,779,142
2707300060	OTHER XYLENES NESOI (EXCEPT O- OR P-XYLENE L	3,850	20,680
	HONDURAS.....	3,850	20,680
2710000550	OTHER FUEL OILS UNDER 25 DEGREES API NESOI BBL	1,342	42,890
	DOMINICAN REPUBLIC.....	1,342	42,890
2710001007	LT FUEL OIL 25 DEG API A OVER, OVER 0.05 PCT SULFR BBL	87,582	1,411,535
	DOMINICAN REPUBLIC.....	87,582	1,411,535
2710001510	LEADED GASOLINE BBL	12,528	376,292

TABLE 5 - EXPORTS OF MERCHANDISE FROM PUERTO RICO TO FOREIGN COUNTRIES,
BY COMMODITY AND COUNTRY OF DESTINATION: FISCAL YEAR 1999

COMM-CODE	COMMODITY AND UNIT OF QUANTITY	QUANTITY	VALUE-\$
	ANGUILLA.....	455	13,320
	DOMINICAN REPUBLIC.....	280	12,200
	GUADELOUPE.....	286	7,800
2710001514	NETHERLAND ANTIL. EXC ARUBA.....	11,507	342,972
	UNLEADED GASOLINE, REFORMULATED BBL	1,401	33,600
	GUADELOUPE.....	333	7,680
2710001518	NETHERLAND ANTIL. EXC ARUBA.....	1,068	25,920
	UNLEADED GASOLINE, OTHER BBL	3,165	89,372
	DOMINICAN REPUBLIC.....	280	12,200
	NETHERLAND ANTIL. EXC ARUBA.....	2,885	77,172
2710001550	OTHER MOTOR FUELS NESOI BBL	121,704	2,760,286
	ANTIGUA.....	105,150	2,371,928
	ARUBA.....	688	21,108
	INDIA.....	15,888	367,250
2710002000	KEROSENE, EXC MOTOR FUEL OR BLENDING STOCK BBL	1,138	26,100
	GRENADA.....	880	20,000
	ST.CHRISTOPHER-NEVIS.....	278	6,100
2710002500	NAPHTHAS, EXC MOTOR FUEL OR BLENDING STOCK BBL	1,617	113,120
	GUADELOUPE.....	139	9,180
	GUYANA.....	288	73,440
	ST.CHRISTOPHER-NEVIS.....	1,190	30,500
2710003010	AVIATION ENGINE LUBRICATING OILS BBL	18,729	2,439,444
	BRITISH VIRGIN ISLANDS.....	191	27,178
	CHILE.....	567	51,000
	DOMINICAN REPUBLIC.....	11,558	1,556,124
	ECUADOR.....	145	19,587
	EL SALVADOR.....	141	8,000
	HAITI.....	3,906	539,905
	HONDURAS.....	1,283	142,000
	JAMAICA.....	143	23,100
	NETHERLAND ANTIL. EXC ARUBA.....	646	52,550
	SAO TOME @ PRINCEPE.....	149	20,000
2710003020	AUTOMTVE, DSL OR MRNE ENGNE LUB OILS BBL	110,149	5,812,959
	ARGENTINA.....	12,996	603,382
	BRAZIL.....	5,255	275,897
	BRITISH VIRGIN ISLANDS.....	1,077	108,463
	CAYMAN ISLANDS.....	898	221,000
	DOMINICA.....	2,400	58,464
	DOMINICAN REPUBLIC.....	10,716	1,599,472
	ECUADOR.....	10,697	363,914
	GRENADA.....	84	20,000
	GUADELOUPE.....	1,185	160,000
	HAITI.....	1,035	120,000
	INDIA.....	30,280	671,551
	JAMAICA.....	1,795	268,000
	MARTINIQUE.....	1,580	38,489
	NETHERLAND ANTIL. EXC ARUBA.....	444	145,000
	PANAMA.....	664	99,921
	PHILIPPINES.....	81	18,400
	ST. LUCIA.....	26,749	958,904
	ST.VINCENT @ THE GRENADINES.....	886	30,155
	SURINAME.....	1,527	51,957
2710003030	TURBINE LUBRICATING OIL, INCLUDING MARINE BBL	128	20,000
	DOMINICAN REPUBLIC.....	128	20,000
2710003080	OTHER LUBRICATING OILS (EXCEPT GREASES) BBL	20,691	1,757,319
	BRAZIL.....	560	34,496
	DOMINICAN REPUBLIC.....	3,005	1,221,553
	HONDURAS.....	418	59,000
	INDIA.....	15,873	376,926
	JAMAICA.....	137	18,000
	MEXICO.....	140	9,416
	THAILAND.....	560	37,928
2710003700	GREASES, LUBRICATING, WITH OR W/OUT ADDITIVES BBL	4,601	1,690,641
	AUSTRALIAN ISLANDS.....	343	91,554
	BELGIUM.....	27	19,833
	CANADA.....	19	88,068
	DOMINICAN REPUBLIC.....	732	75,000
	EGYPT.....	190	59,595
	FRANCE.....	12	27,000
	GERMANY.....	3	7,200
	HAITI.....	449	45,000

TABLE 5 - EXPORTS OF MERCHANDISE FROM PUERTO RICO TO FOREIGN COUNTRIES,
BY COMMODITY AND COUNTRY OF DESTINATION: FISCAL YEAR 1999

COMM-CODE	COMMODITY AND UNIT OF QUANTITY	QUANTITY	VALUE-\$
	JAPAN.....	2,586	915,781
	MOROCCO.....	11	14,000
	NETHERLANDS.....	28	85,880
	SAUDI ARABIA.....	140	174,000
	SWITZERLAND.....	2	3,800
	UNITED KINGDOM OF GT BRITAIN.....	59	84,330
2710005040	WHITE MINERAL OIL, NOT MEDICINAL GRADE BBL	28	9,899
	BELGIUM.....	22	6,611
	PORTUGAL.....	6	3,288
2710005045	INSULATING OR TRANSFORMER OILS BBL	6,427	417,541
	INDIA.....	6,427	417,541
2710005060	OTH PET OILS & OILS FRM BITUM MNRL,NT CRUDE, NESOI X		3,284,551
	ARGENTINA.....		518,580
	DOMINICAN REPUBLIC.....		746,932
	HAITI.....		18,769
	INDIA.....		1,958,760
	JAMAICA.....		18,000
	MOROCCO.....		3,500
2711120000	PROPANE, LIQUEFIED BBL	3,063	121,326
	ANGUILLA.....	791	23,049
	BRITISH VIRGIN ISLANDS.....	2,272	98,277
2711290000	PETROL GAS A OTH GAS HYDROCARBONS,GASEOUS, NESOI X		44,721
	BRITISH VIRGIN ISLANDS.....		38,621
	DOMINICAN REPUBLIC.....		6,100
2712100000	PETROLEUM JELLY KG	220	5,794
	BARBADOS.....	220	5,794
2712200000	PARAFFIN WAX LESS THAN 0.75 PERCENT OIL X		3,558,592
	ARGENTINA.....		1,872,468
	ARUBA.....		10,300
	CHILE.....		80,956
	GERMANY.....		1,575,118
	NETHERLAND ANTIL. EXC ARUBA.....		19,750
2712900000	OTHER MINERAL WAXES, NESOI X		5,305,903
	GERMANY.....		5,296,003
	NETHERLAND ANTIL. EXC ARUBA.....		9,900
2714900000	BITUMEN A ASPHALT, ASPHALTITES AND ASPHALTIC ROCKS T	5,352	686,151
	ANTIGUA.....	1,198	107,982
	BAHAMAS.....	511	68,939
	BARBADOS.....	54	11,839
	DOMINICA.....	116	8,955
	DOMINICAN REPUBLIC.....	1,167	221,037
	GRENADA.....	132	10,154
	GUYANA.....	99	21,602
	JAMAICA.....	273	60,032
	MARTINIQUE.....	192	22,908
	NETHERLAND ANTIL. EXC ARUBA.....	114	8,854
	ST. LUCIA.....	767	72,598
	ST. CHRISTOPHER-NEVIS.....	729	71,253
2715000000	BIT MIX FR NAT ASPH, NAT BIT,PET BIT,MIN TAR OR PT T	74	57,471
	ANGUILLA.....	49	12,000
	DOMINICAN REPUBLIC.....	25	45,471
	PRODUCTS OF THE CHEMICAL OR ALLIED INDUSTRIES..... TOTAL		2,207,046,226
	INORGANIC CHEMICALS; ORGANIC OR INORGANIC COMPOUNDS OF PRECIOUS METALS, OF RARE-EARTH METALS, OF RADIOACTIVE ELEMENTS OR OF ISOTOPES..... TOTAL		27,920,612
2804210000	ARGON KM3	988	69,067
	DOMINICAN REPUBLIC.....	988	69,067
2804290010	HELIUM KM3	4	5,062
	DOMINICAN REPUBLIC.....	4	5,062
2804400000	OXYGEN KM3	971	67,846
	DOMINICAN REPUBLIC.....	901	63,000
	GUADELOUPE.....	70	4,846
2804610000	SILICON CONTAIN BY WT NT < 99.99% OF SILICON KG	16	4,425
	SINGAPORE.....	16	4,425
2807000000	SULFURIC ACID AND OLEUM T	52	47,730

TABLE 5 - EXPORTS OF MERCHANDISE FROM PUERTO RICO TO FOREIGN COUNTRIES,
BY COMMODITY AND COUNTRY OF DESTINATION: FISCAL YEAR 1999

COMM-CODE	COMMODITY AND UNIT OF QUANTITY	QUANTITY	VALUE-\$
2811210000	DOMINICAN REPUBLIC.....	52	47,730
	CARBON DIOXIDE..... T	37	16,066
	DOMINICAN REPUBLIC.....	37	16,066
2816100000	MAGNESIUM HYDROXIDE AND MAGNESIUM PEROXIDE..... KG	2,700	9,772
	PERU.....	2,700	9,772
2817000000	ZINC OXIDE AND ZINC PEROXIDE..... KG	1,588	28,835
	GERMANY.....	1,588	28,835
2818300000	ALUMINUM HYDROXIDE..... KG	17,713	14,170
	DOMINICAN REPUBLIC.....	17,713	14,170
2825500000	COPPER OXIDES AND HYDROXIDES..... KG	4,825	16,403
	JAPAN.....	4,825	16,403
2827590000	OTHER BROMIDES AND BROMIDE OXIDES, NESOI..... KG	16,566	700,781
	UNITED KINGDOM OF GT BRITAIN.....	16,566	700,781
2828100000	COMMERCIAL CALCIUM HYPOCHLORITE..... KG	16,200	33,194
	BARBADOS.....	16,200	33,194
2830900000	SULFIDES AND POLYSULFIDES, NESOI..... KG	68	3,449
	GERMANY.....	68	3,449
2833290000	OTHER SULFATES, NESOI..... KG	56,593	41,755
	CHILE.....	19,166	12,927
	DOMINICAN REPUBLIC.....	17,423	15,220
	ST. LUCIA.....	20,004	13,608
2834210000	POTASSIUM NITRATES..... T	71	70,930
	BRAZIL.....	59	27,730
	ECUADOR.....	12	43,200
2835220000	MONO- OR DISODIUM PHOSPHATES..... KG	76,519	6,451,682
	FRANCE.....	76,519	6,451,682
2835299050	PHOSPHATES, NESOI..... KG	3,177	10,483
	ST.VINCENT & THE GRENADINES.....	3,177	10,483
2836300000	SODIUM HYDROGENCARBONATE (SODIUM BICARBONATE)..... KG	1,103,124	579,092
	BRAZIL.....	1,049,221	481,821
	IRELAND.....	3,915	23,981
	UNITED KINGDOM OF GT BRITAIN.....	49,988	73,290
2840300000	PEROXOBORATES (PERBORATES)..... KG	2,621	10,500
	GERMANY.....	2,621	10,500
2843100000	COLLOIDAL PRECIOUS METALS..... GM	51,615	97,890
	ANTIGUA.....	896	15,003
	BARBADOS.....	40,220	35,873
	CAYMAN ISLANDS.....	247	3,286
	JAMAICA.....	1,485	27,408
	TRINIDAD & TOBAGO.....	8,767	18,320
2843900000	ORGANIC COMPOUND PRECIOUS METAL; AMALGRAMS, NESOI..... KG	143	98,008
	DOMINICAN REPUBLIC.....	129	73,780
	JAPAN.....	14	24,228
2844200020	URANIUM FLUORIDE ENRICHED IN U235..... KG	25,524	19,475,575
	FRANCE.....	25,524	19,475,575
2845900000	ISOTOPE EXC HDG 2844; COMPOUND INORGAN/ORGAN,NESOI..... KG	34	16,758
	AUSTRALIAN ISLANDS.....	34	16,758
2849100000	CARBIDES, CHEMICALLY DEFINED OR NOT, OF CALCIUM..... KG	58,105	25,235
	BRAZIL.....	58,105	25,235
2849903000	CARBIDES, CHEM DEFINED/NOT, OF TUNGSTEN..... CKG	113	4,178
	MEXICO.....	113	4,178
2851000000	OTHER INORGANIC COMPOUNDS; LIQ AIR; AMALGAMS,NESOI..... X		20,726
	JAMAICA.....		13,526
	TRINIDAD & TOBAGO.....		7,200
	ORGANIC CHEMICALS..... TOTAL		697,253,060
2901210000	ETHYLENE (ETHENE)..... KG	15,464	68,176
	HAITI.....	15,464	68,176
2902110000	CYCLOHEXANE..... KG	45,411,786	14,010,277
	BELGIUM.....	10,059,000	2,930,388
	DOMINICAN REPUBLIC.....	1,642	3,828
	MEXICO.....	17,695,960	5,615,147
	NETHERLANDS.....	16,912,940	5,238,242
	VENEZUELA.....	742,244	222,672
2902430000	PARA-XYLENE..... L	7,232,447	1,837,253
	INDIA.....	7,232,447	1,837,253
2902440000	MIXED XYLENE ISOMERS..... L	1,691,620	295,968
	MEXICO.....	1,691,620	295,968
2902500000	STYRENE..... KG	1,028,446	925,600
	REP. OF SOUTH AFRICA.....	1,028,446	925,600

TABLE 5 - EXPORTS OF MERCHANDISE FROM PUERTO RICO TO FOREIGN COUNTRIES,
BY COMMODITY AND COUNTRY OF DESTINATION: FISCAL YEAR 1999

COMM-CODE	COMMODITY AND UNIT OF QUANTITY	QUANTITY	VALUE-\$
2903120000	DICHLOROMETHANE (METHYLENE CHLORIDE) KG	1,353	10,084
	DOMINICAN REPUBLIC.....	1,353	10,084
2903210000	VINYL CHLORIDE (CHLOROETHYLENE) KG	23,586	47,064
	DOMINICAN REPUBLIC.....	23,586	47,064
2903499060	DERIV ACYCLIC HYDRICARB CONT TWO OR MORE HALOGENS KG	106	3,760
	DOMINICAN REPUBLIC.....	106	3,760
2905110000	METHANOL (METHYL ALCOHOL) L	35,087	8,000
	DOMINICAN REPUBLIC.....	35,087	8,000
2905120050	PROPAN-2-OL KG	5,940	7,200
	DOMINICAN REPUBLIC.....	5,940	7,200
2905145050	OTHER BUTANOLS, NESOI KG	7,596	473,762
	TURKEY.....	7,596	473,762
2905299000	OTHER UNSATURATED ACYCLIC MONOHYDRIC ALCOHOLS,NESO KG	1,200	70,689
	TURKEY.....	1,200	70,689
2906195000	OTHER CYCLANIC, ETC ALCOHOLS AND SULFO, ETC DERIV KG	1,124	71,439
	TURKEY.....	1,124	71,439
2906290000	AROMATIC ALCOHOLS AND THEIR HALO ETC DER NESOI KG	1,399	16,500
	DOMINICAN REPUBLIC.....	1,399	16,500
2907190000	MONOPHENOLS NOT ELSEWHERE SPECIFIED OR INCLUDED KG	201	14,090
	SWITZERLAND.....	200	10,390
	VENEZUELA.....	1	3,700
2907299000	OTHER POLYPHENOLS KG	875	202,652
	NETHERLANDS.....	875	202,652
2908107050	OTHER DERIV CONT ONLY HALOGEN SUBSTITUT & THER SALT KG	522	2,920
	MEXICO.....	522	2,920
2909110000	DIETHYL ETHER KG	8,149	34,200
	BERMUDA.....	2,716	11,400
	NETHERLAND ANTIL. EXC ARUBA.....	5,433	22,800
2909191400	METHYL TERTIARY-BUTYL ETHER (MTBE) KG	61,601	20,020
	NETHERLAND ANTIL. EXC ARUBA.....	61,601	20,020
2909191800	ETHERS OF MONOHYDRIC ALCOHOLS, NESOI KG	3,785	360,717
	MEXICO.....	3,785	360,717
2912190000	ACYCLIC ALDEHYDES WITHOUT OTHER OXY FUNC NESOI KG	13,481	101,439
	GERMANY.....	13,481	101,439
2912210000	BENZALDEHYDE KG	2,400	15,750
	DOMINICAN REPUBLIC.....	2,400	15,750
2912290000	CYCLIC ALDEHYDES WITHOUT OTHER OXY FUNC NESOI KG	283,727	1,204,945
	BRAZIL.....	30,420	120,158
	FRANCE.....	18,522	76,505
	MEXICO.....	106,090	410,212
	SWITZERLAND.....	128,695	598,070
2912490000	ALDEHYDE-ETHERS, ALDEHYDE-PHENOLS ETC NESOI KG	163,529	637,018
	GERMANY.....	102,689	416,628
	SINGAPORE.....	60,840	220,390
2914221000	CYCLOHEXNONE KG	1,619	4,290
	DOMINICAN REPUBLIC.....	1,619	4,290
2914700000	HALO, SULFO, ETC DERIV OF KETONE-ALCOHOLS ETC KG	18,439	1,216,967
	FRANCE.....	18,439	1,216,967
2915320000	VINYL ACETATE KG	1,647	2,594
	MONTSERRAT.....	1,647	2,594
2915330000	NORMAL BUTYL ACETATE KG	9,873	57,795
	CHINA (TAIWAN).....	2,873	2,634
	UNITED KINGDOM OF GT BRITAIN.....	7,000	55,161
2916142050	OTHER ESTERS OF METHACRYLIC ACID KG	8,217	48,780
	CHINA, PEOPLE'S REP. (MAINLAND).....	3,335	20,894
	GERMANY.....	2,882	27,886
2916351500	ESTERS OF PHENYLACETIC ACID, ODORIFEROUS/FLAVOR CMP KG	11,595	112,156
	DOMINICAN REPUBLIC.....	11,595	112,156
2917330050	OTHER DINONYL OR DIDECYL ORTHOPHTHALATES KG	58,131	22,757
	DOMINICAN REPUBLIC.....	58,131	22,757
2918140000	CITRIC ACID KG	22,630	45,496
	BARBADOS.....	22,630	45,496
2918150000	SALTS AND ESTERS OF CITRIC ACID KG	48,140	517,132
	BARBADOS.....	48,140	517,132
2918902010	2,4-DICHLOROPHENOXYACETIC ACID; ITS SALTS AND ESTS KG	99	11,636
	ITALY.....	99	11,636
2921110000	METHYLAMINE, DI OR TRIMETHYLAMINE AND THEIR SALTS KG	43,383	130,150
	ITALY.....	43,383	130,150
2921290055	OTHER ACYCLIC POLYAMINES AND DERIV; SALTS THEREOF KG	17,733	12,760
	HONG KONG.....	17,733	12,760
2921300000	CYCLANIC, CYCLINIC ETC MONO- OR POLYAMINES ETC KG	239	4,858

TABLE 5 - EXPORTS OF MERCHANDISE FROM PUERTO RICO TO FOREIGN COUNTRIES,
BY COMMODITY AND COUNTRY OF DESTINATION: FISCAL YEAR 1989

COMM-CODE	COMMODITY AND UNIT OF QUANTITY	QUANTITY	VALUE-\$
	COLOMBIA.....	239	4,858
2921490000	AROMATIC MONOAMINES NESOI AND THEIR DERIVATIV KG	16	76,800
	NETHERLANDS.....	16	76,800
2922199550	AMINO-ALCOHOLS, THEIR ETHERS ETC NESOI KG	240	14,327
	UNITED KINGDOM OF GT BRITAIN.....	240	14,327
2922498050	AMINO-ACIDS (EXCLUDING AROMATIC) ETC NESOI KG	3,835	1,336,490
	BRAZIL.....	106	129,600
	FRANCE.....	701	701,300
	IRELAND.....	183	43,114
	ITALY.....	2,539	433,696
	REPUBLIC OF KOREA.....	294	28,880
2922504500	AROMATIC AMINO-ALCOHOL-PHENOL, OTH AMINO W OXG ETC KG	301,454	7,410,725
	ARGENTINA.....	307	25,641
	AUSTRALIAN ISLANDS.....	2,550	216,750
	BRAZIL.....	9,484	700,000
	COSTA RICA.....	14,295	817,850
	ECUADOR.....	2,039	170,000
	EGYPT.....	19,996	82,875
	FRANCE.....	36,192	150,000
	ITALY.....	33,265	278,781
	MOROCCO.....	6,166	96,900
	NETHERLANDS.....	19,173	968,000
	PAKISTAN.....	43,630	1,492,888
	REP. OF SOUTH AFRICA.....	20,180	1,849,600
	SPAIN.....	38,053	229,600
	SYRIA.....	34,022	141,000
	THAILAND.....	1,834	106,840
	VENEZUELA.....	20,268	84,000
2922505000	NON-AROMATIC AMINO-COMPOUNDS WITH OXYGEN FUNCTION KG	8,233	195,325
	ARUBA.....	271	3,998
	BRAZIL.....	6,895	26,780
	FRANCE.....	183	150,000
	NETHERLAND ANTIL. EXC ARUBA.....	1,084	14,549
2923900000	OTHER QUATERNARY AMMONIUM SALTS AND HYDROXIDES KG	702	475,273
	BELGIUM.....	702	475,273
2924100000	ACYCLIC AMIDES AND THEIR DERIV ETC KG	13,048	742,040
	DOMINICAN REPUBLIC.....	11,274	21,077
	GERMANY.....	1,774	720,963
2924297595	AROMATIC CYCLIC AMIDES (INC CYCLIC CARBAMATES) ETC KG	6,951	362,931
	ITALY.....	203	20,000
	UNITED KINGDOM OF GT BRITAIN.....	6,748	342,931
2924299000	OTHER NON-AROM CYCLIC AMIDES & THEIR DERIV, NESOI KG	15,940	207,454
	ARUBA.....	2,800	33,437
	BAHAMAS.....	1,082	15,974
	BARBADOS.....	1,027	20,140
	CAYMAN ISLANDS.....	1,180	18,477
	HAITI.....	218	3,131
	JAMAICA.....	3,350	46,879
	NETHERLAND ANTIL. EXC ARUBA.....	3,078	43,245
	TRINIDAD & TOBAGO.....	1,726	23,172
	UNITED KINGDOM OF GT BRITAIN.....	1,479	2,999
2925190000	IMIDES AND THEIR DERIVATIVES (EXC SACHARIN) ETC KG	1,034	182,056
	FRANCE.....	1,034	182,056
2926900000	NITRILE FUNCTION COMPOUNDS, NESOI KG	11,410	6,025,987
	BELGIUM.....	10,638	5,878,538
	JAPAN.....	772	147,449
2927000000	DIAZO-, AZO-, OR AZOXY-COMPOUNDS KG	744	489,136
	BELGIUM.....	744	489,136
2930809060	ORGANO-SULFUR COMPOUNDS NESOI KG	1	3,110
	UNITED KINGDOM OF GT BRITAIN.....	1	3,110
2931002200	AROMATIC ORGANO-INORGANIC COMPOUNDS USED AS DRUGS KG	2,263	312,262
	ITALY.....	2,263	312,262
2931009055	ORGANO-INORGANIC COMPOUNDS NESOI KG	96,686	457,858
	AUSTRALIAN ISLANDS.....	112	88,481
	GERMANY.....	96,685	117,977
	ISRAEL.....	1,879	240,408
	ITALY.....	30	10,982
2932110000	TETRAHYDROFURAN KG	278	3,340
	DOMINICAN REPUBLIC.....	278	3,340
2932292000	AROMATIC LACTONES USED AS DRUGS KG	40	164,700
	PAKISTAN.....	40	164,700

TABLE 5 - EXPORTS OF MERCHANDISE FROM PUERTO RICO TO FOREIGN COUNTRIES,
BY COMMODITY AND COUNTRY OF DESTINATION: FISCAL YEAR 1999

COMM-CODE	COMMODITY AND UNIT OF QUANTITY	QUANTITY	VALUE-\$
2932296000	LACTONES NESOI KG	25,770	12,155,686
	ARGENTINA.....	20	112,842
	AUSTRALIAN ISLANDS.....	700	2,016,019
	BRAZIL.....	12,004	6,597,408
	COSTA RICA.....	1,348	114,750
	MEXICO.....	27	410,800
	MOROCCO.....	100	11,400
	NETHERLANDS.....	1,285	2,620,267
	PAKISTAN.....	63	217,200
	REPUBLIC OF KOREA.....	10,225	55,000
2932920000	1-(1,3-BENZODIOXOL-5-YL) PROPAN-2-ONE KG	4,374	2,290,840
	ARGENTINA.....	886	1,415,727
	AUSTRALIAN ISLANDS.....	2,405	730,097
	HONG KONG.....	819	83,600
	REPUBLIC OF KOREA.....	264	61,416
2932999000	HETEROCYC CMPDS WITH OXY HETERO-ATOM(S) NESOI KG	59	288,324
	BRAZIL.....	59	288,324
2933290000	CMPDS CONT AN UNFUSED IMIDAZOLE RING ETC NESOI KG	27,071	16,751,975
	BELGIUM.....	23,010	14,645,903
	PHILIPPINES.....	680	31,990
	SWITZERLAND.....	3,381	2,074,082
2933399050	CMPDS CONT AN UNFUSED PYRIDINE RING ETC NESOI KG	24,730	15,012,701
	ARGENTINA.....	588	4,277
	COSTA RICA.....	894	221,364
	IRELAND.....	23,103	14,759,439
	JAPAN.....	147	27,621
2933402200	DRUGS CONT A QUINOLINE OR ISOQUINOLINE RING-SYS ETC KG	208	160,280
	SPAIN.....	208	160,280
2933403000	PESTICIDES CONT A QUINOLINE OR ISOQUIN RING-SY ETC KG	23,242	16,718
	BRAZIL.....	20,787	3,002
	COSTA RICA.....	2,455	13,716
2933407050	CMPDS (EXC PESTICIDES AND DRUGS) CONT A QUINOL ETC KG	887	99,226
	BELGIUM.....	887	99,226
2933590500	PESTICIDES CONT A PYRIMIDINE RING OR PIPERAZINE RN KG	8	11,761
	UNITED KINGDOM OF GT BRITAIN.....	8	11,761
2933595950	DRUGS CONT A PYRIMIDINE OR PIPERAZINE RING ETC KG	29,419	6,275,307
	EGYPT.....	3	34,800
	FRANCE.....	1,717	620,049
	GERMANY.....	27,118	4,280,643
	ITALY.....	577	1,312,600
	SPAIN.....	4	28,215
2933599550	CMPDS CONT A PYRIMIDINE OR PIPERAZINE RING, NESOI KG	110,272	7,729,050
	BRAZIL.....	10,086	54,250
	DOMINICAN REPUBLIC.....	25,879	5,661,200
	ITALY.....	74,507	2,013,600
2933900500	ACRIDINE AND INDOLE KG	666	2,669
	UNITED KINGDOM OF GT BRITAIN.....	666	2,669
2933902600	ANTIHISTAMINES KG	2,170	1,039,838
	MEXICO.....	2,170	1,039,838
2933905300	OTHER CARDIOVASCULAR DRUGS KG	33,895	167,604,481
	AUSTRALIAN ISLANDS.....	575	1,539,463
	AUSTRIA.....	103	578,265
	BRAZIL.....	2,354	11,131,340
	CHINA (TAIWAN).....	76	418,000
	CHINA, PEOPLE'S REP. (MAINLAND).....	100	500,150
	EGYPT.....	3,689	4,997,328
	FRANCE.....	4,405	32,353,241
	GERMANY.....	4,403	4,933,435
	HUNGARY.....	100	100,000
	INDONESIA.....	42	204,000
	ISRAEL.....	30	58,822
	ITALY.....	4,114	19,014,716
	JAPAN.....	450	6,958,323
	MALAYSIA.....	165	330,000
	MEXICO.....	1,705	1,343,557
	NETHERLANDS.....	8,449	64,423,861
	PAKISTAN.....	278	743,925
	PORTUGAL.....	767	3,141,584
	SPAIN.....	29	29,500
	SWITZERLAND.....	461	3,348,440
	SYRIA.....	192	576,000

TABLE 5 - EXPORTS OF MERCHANDISE FROM PUERTO RICO TO FOREIGN COUNTRIES,
BY COMMODITY AND COUNTRY OF DESTINATION: FISCAL YEAR 1999

COMM-CODE	COMMODITY AND UNIT OF QUANTITY	QUANTITY	VALUE-\$
	UNITED KINGDOM OF GT BRITAIN.....	998	8,849,731
	URUGUAY.....	60	285,000
	YUGOSLAVIA(SERBIA,MONTENEGRO).....	350	1,745,800
2933905500	ANALGESICS, ANTIPYRETICS AND NON-HORMONAL ETC KG	9,758	12,818,122
	FRANCE.....	305	2,753,122
	ITALY.....	9,451	10,083,000
2933907000	OTHER DRUGS PRIM AFFECT THE CENT NERV SYSTEM KG	2,437	15,903,934
	FRANCE.....	2,437	15,903,934
2933908200	AROM OR MOD-AROM HETEROCYCLIC CMPDS ETC, NESOI KG	22,557	455,202
	AUSTRALIAN ISLANDS.....	3,980	415,022
	DOMINICAN REPUBLIC.....	18,597	40,180
2934100000	CMPDS CONT AN UNFUSED THIAZOLE RING IN THE STRUCT KG	6,851	4,951,720
	ITALY.....	6,850	4,947,842
	UNITED KINGDOM OF GT BRITAIN.....	1	3,878
2934900000	NUCLEIC ACIDS & THER SALTS;HETEROCYCLIC COMP,NESOI KG	10,859	19,589,172
	BELGIUM.....	54	1,321,888
	FRANCE.....	1,364	8,165,695
	IRELAND.....	344	2,424,415
	ITALY.....	8,858	7,502,976
	JAPAN.....	20	18,700
	UNITED KINGDOM OF GT BRITAIN.....	19	165,400
2935004000	SULFONAMIDES USED AS DRUGS KG	4,187	1,086,167
	AUSTRALIAN ISLANDS.....	572	189,677
	FRANCE.....	186	53,000
	ISRAEL.....	2,355	595,350
	ITALY.....	15	3,375
	MEXICO.....	40	14,800
	NETHERLANDS.....	890	218,050
	REPUBLIC OF KOREA.....	89	5,900
	SWITZERLAND.....	40	16,015
2935009550	SULFONAMIDES, EXCLUDING DRUGS KG	5,979	932,304
	FRANCE.....	200	53,000
	ITALY.....	5,679	851,304
	NETHERLANDS.....	100	28,000
2936210000	VITAMINS A AND THEIR DERIVATIVES UNMIXED KG	18,145	12,337
	DOMINICAN REPUBLIC.....	18,145	12,337
2936270000	VITAMIN C (ASCORBIC ACID) AND ITS DERIVATIVES KG	2,345	15,638
	DOMINICAN REPUBLIC.....	2,345	15,638
2936299055	OTHER VITAMINS AND THEIR DERIVATIVES, NESOI KG	4,152	34,848
	JAPAN.....	4,152	34,848
2936900000	OTHER INCLUDING NATURAL CONCENTRATES KG	984	33,864
	DOMINICAN REPUBLIC.....	915	30,758
	NETHERLAND ANTIL EXC ARUBA.....	69	3,106
2937100000	PITUITARY (ANTERIOR) OR SIMILAR HORMONES GM	24,000	41,520
	GERMANY.....	24,000	41,520
2937220000	HALOGENATED DERIV OF ADRENAL CORTICAL HORMONES GM	7,001	169,876
	CANADA.....	7,001	169,876
2937290000	ADRENAL CORTICAL HORMONES AND DERIV NESOI GM	147,858	4,350,000
	BELGIUM.....	187,354	4,106,299
	BRAZIL.....	13,001	36,000
	ITALY.....	3,000	99,000
	SPAIN.....	5,001	36,300
	VENEZUELA.....	19,502	73,500
2937920000	ESTROGENS AND PROGESTINS GM	1,793,000	764,056
	AUSTRALIAN ISLANDS.....	719,000	106,887
	MEXICO.....	839,000	602,377
	REPUBLIC OF KOREA.....	235,000	54,792
2937990000	HORMONES AND DERIV NESOI, STEROIDS ETC NESOI GM	1,028,844	7,268,033
	CHILE.....	5,001	3,750
	CHINA (TAIWAN).....	10,001	12,795
	ECUADOR.....	31,001	82,525
	EGYPT.....	247,250	1,276,429
	FRANCE.....	30,401	292,800
	GERMANY.....	34,006	147,158
	GREECE.....	137,013	254,910
	INDONESIA.....	72,608	327,430
	ITALY.....	314,920	3,887,208
	MOROCCO.....	10,002	184,100
	PAKISTAN.....	57,652	377,275
	PORTUGAL.....	10,002	21,000
	SAUDI ARABIA.....	10,000	199,992

TABLE 5 - EXPORTS OF MERCHANDISE FROM PUERTO RICO TO FOREIGN COUNTRIES,
BY COMMODITY AND COUNTRY OF DESTINATION: FISCAL YEAR 1999

COMM-CODE	COMMODITY AND UNIT OF QUANTITY	QUANTITY	VALUE-\$
2938900000	SLOVENIA.....	4,500	28,530
	SPAIN.....	21,254	91,425
	VENEZUELA.....	33,233	80,708
	OTHER GLYCOSIDES, NATURAL OR SYNTHETIC AND DERIV..... KG	5,745	1,826,309
	BELGIUM.....	3,612	983,446
	BRAZIL.....	626	7,512
	JAPAN.....	350	224,351
	NETHERLANDS.....	100	459,000
	THAILAND.....	500	77,500
	VENEZUELA.....	557	74,500
2939420000	PSEUDOEPHEDRINE AND THEIR SALTS..... KG	100	9,633
2940002000	CANADA.....	100	8,633
	D-ARABINOSE SUGAR, CHEM PURE EXC (SUCROSE ETC.)..... KG	2	7,930
2940006000	UNITED KINGDOM OF GT BRITAIN.....	2	7,930
	SUGARS, CHEM PURE (EXC SUCROSE, LACTOSE, ETC) NESOI..... KG	69,891	1,574,112
2941101000	GERMANY.....	69,891	1,574,112
	AMPICILLIN AND ITS SALTS..... KG	10,470	4,025,587
2941106000	FRANCE.....	441	3,967,970
	ITALY.....	9,189	41,177
	PHILIPPINES.....	840	16,440
	PENICILLINS AND THEIR DERIVATIVES ETC NESOI..... KG	33,874	12,389,821
	AUSTRALIAN ISLANDS.....	677	304,818
	BELGIUM.....	170	547,980
	BRAZIL.....	807	417,040
	CHINA (TAIWAN).....	21	8,772
	FRANCE.....	30,795	8,614,383
	GERMANY.....	226	118,701
2941205000	GREECE.....	19	91,033
	INDIA.....	203	470,744
	INDONESIA.....	33	9,329
	ITALY.....	279	984,358
	JAPAN.....	12	189,580
	MEXICO.....	4	47,756
	MOROCCO.....	5	48,805
	PAKISTAN.....	24	4,500
	SPAIN.....	523	442,561
	TURKEY.....	4	58,910
2941300000	VENEZUELA.....	72	30,591
	STREPTOMYCINS & DERIVATIVES; SALTS THEREOF, NESOI..... GM	11,975,758	2,258,565
	BELGIUM.....	1,453,001	174,330
	CHINA, PEOPLE'S REP. (MAINLAND).....	440,003	497,113
	ISRAEL.....	28,392	26,738
	JAPAN.....	1,804,004	283,991
	PAKISTAN.....	6,109,367	969,393
	THAILAND.....	2,141,001	307,000
	TETRACYCLINES AND THEIR DERIVATIVES; SALTS THEREOF..... GM	140,001	172,125
	PORTUGAL.....	140,001	172,125
2941500000	ERYTHROMYCIN AND ITS DERIVATIVES; SALTS THEREOF..... GM	585,492,294	287,956,396
	ARGENTINA.....	7,881,937	5,649,850
	AUSTRALIAN ISLANDS.....	4,261,631	1,339,633
	BRAZIL.....	3,102,000	2,919,264
	CHINA (TAIWAN).....	4,919,861	348,091
	COLOMBIA.....	1,068,001	248,349
	DENMARK.....	66,000	7,040
	EGYPT.....	11,984,641	1,696,149
	FRANCE.....	19,673,820	4,447,835
	GERMANY.....	433,370	69,122
	GREECE.....	1,804,001	221,580
	GUATEMALA.....	2,833,000	701,541
	INDIA.....	20,737,360	1,982,050
	INDONESIA.....	521,580	123,831
	ITALY.....	18,682,390	8,688,671
	JAPAN.....	83,389,838	41,611,062
	JORDAN.....	1,000,000	105,276
	MEXICO.....	18,858,000	4,578,332
	MOROCCO.....	1,000,000	161,367
	NETHERLANDS.....	261,593,712	188,688,375
	PAKISTAN.....	39,049,096	10,363,009
	PHILIPPINES.....	4,380,004	1,348,085
	REP. OF SOUTH AFRICA.....	304,002	27,973
	REPUBLIC OF KOREA.....	951,000	328,712

TABLE 5 - EXPORTS OF MERCHANDISE FROM PUERTO RICO TO FOREIGN COUNTRIES,
BY COMMODITY AND COUNTRY OF DESTINATION: FISCAL YEAR 1999

COMM-CODE	COMMODITY AND UNIT OF QUANTITY	QUANTITY	VALUE-\$
	SWEDEN.....	1,393,001	84,353
	SWITZERLAND.....	482,001	52,750
	THAILAND.....	61,000	6,890
	TUNISIA.....	979,490	140,804
	TURKEY.....	1,100,000	559,500
	UNITED ARAB EMIRATES.....	19,770,400	1,900,000
	UNITED KINGDOM OF GT BRITAIN.....	53,211,380	9,557,102
2941901010	AMINOGLYCOSIDE ANTIBIOTICS KG	2,691	718,657
	BELGIUM.....	2,613	688,281
	FRANCE.....	77	16,915
	UNITED KINGDOM OF GT BRITAIN.....	1	3,481
2941906000	ANTIBIOTICS NESOI KG	136,770	45,830,203
	ARGENTINA.....	342	80,224
	AUSTRALIAN ISLANDS.....	907	305,241
	BELGIUM.....	56,798	25,896,695
	BRAZIL.....	5,958	2,029,584
	CANADA.....	8,323	1,517,617
	CHILE.....	35	14,019
	CHINA (TAIWAN).....	218	50,392
	COLOMBIA.....	31	49,564
	ECUADOR.....	61	32,675
	EGYPT.....	2,363	855,807
	FRANCE.....	10,643	2,589,577
	GERMANY.....	333	167,421
	GREECE.....	157	62,051
	INDIA.....	173	58,219
	INDONESIA.....	1,233	242,465
	ITALY.....	7,570	3,249,470
	MEXICO.....	1,551	808,910
	PAKISTAN.....	1,969	320,804
	PORTUGAL.....	481	208,788
	REPUBLIC OF KOREA.....	1,208	350,294
	SAUDI ARABIA.....	144	79,200
	SPAIN.....	5,851	2,248,329
	SWEDEN.....	308	142,431
	UNITED KINGDOM OF GT BRITAIN.....	21,741	2,569,416
	VENEZUELA.....	8,372	1,891,000
2942000000	ORGANIC COMPOUNDS NESOI KG	1,980	1,512,355
	BELGIUM.....	784	516,007
	DOMINICAN REPUBLIC.....	128	3,164
	FRANCE.....	559	967,785
	MEXICO.....	509	25,399
	PHARMACEUTICAL PRODUCTS..... TOTAL		1,120,787,089
3001100000	GLANDS AND OTHER ORGANS, DRIED, INCL POWDERED KG	33	68,850
	PORTUGAL.....	33	68,850
3001900000	HEPARIN AND ITS SALTS; OTHER HUMAN OR ANIMAL SUBST KG	248	8,228
	GUYANA.....	186	3,513
	PERU.....	60	4,715
3002100060	OTHER BLOOD FRACTIONS NESOI KG	9	11,459
	GERMANY.....	2	5,500
	UNITED KINGDOM OF GT BRITAIN.....	7	5,959
3002200000	VACCINES FOR HUMAN MEDICINE KG	1,786	43,929
	CANADA.....	1,786	43,929
3002300000	VACCINES FOR VETRINARY MEDICINE KG	3,584	56,925
	COLOMBIA.....	3,323	36,620
	DOMINICAN REPUBLIC.....	261	20,305
3002905050	TOXINS, CULTURES OF MICRO-ORGANISMS AND SIM PROD KG	17	294,954
	JAPAN.....	17	294,954
3003100000	MEDICAMENTS CONT PENICILLINS OR DERIVATIVES ETC KG	23,474	14,230
	CHILE.....	17,876	9,075
	HONDURAS.....	5,598	5,155
3003200000	MEDICAMENTS CONTAINING OTHER ANTIBIOTICS ETC KG	32,194	6,093,066
	BELIZE.....	297	2,814
	CAYMAN ISLANDS.....	489	4,125
	CHINA, PEOPLE'S REP. (MAINLAND).....	600	87,571
	DOMINICAN REPUBLIC.....	2,244	14,410
	IRELAND.....	19,124	3,657,407
	ITALY.....	297	338,238
	JAMAICA.....	987	3,251

TABLE 5 - EXPORTS OF MERCHANDISE FROM PUERTO RICO TO FOREIGN COUNTRIES,
BY COMMODITY AND COUNTRY OF DESTINATION: FISCAL YEAR 1999

COMM-CODE	COMMODITY AND UNIT OF QUANTITY	QUANTITY	VALUE-\$
3003390000	PAKISTAN.....	310	496,529
	UNITED KINGDOM OF GT BRITAIN.....	7,846	1,488,921
	MEDICAMENT CONT HORMONES OR PROD OF HD 2937 ETC X		42,772
	ARUBA.....		12,062
	BRAZIL.....		7,420
	GRENADA.....		5,440
	JAMAICA.....		4,717
	NETHERLAND ANTIL. EXC ARUBA.....		10,198
	TRINIDAD & TOBAGO.....		2,935
	MEDICAMENTS CONTAINING ALKALOIDS OR DERIVAT ETC KG	399	1,401,800
3003400000	SWITZERLAND.....	399	1,401,800
3003900000	OTHER MEDICAMENTS (EXC GOODS OF HDS 3002,3005 ETC) KG	46,868	119,843,692
	ARUBA.....	615	64,261
	BAHAMAS.....	25	15,731
	BARBADOS.....	6	10,513
	BERMUDA.....	208	38,300
	CANADA.....	1,947	559,751
	CAYMAN ISLANDS.....	9	5,121
	FINLAND.....	264	805,031
	FRANCE.....	1,049	1,968,399
	GERMANY.....	16,040	689,731
	HAITI.....	62	2,548
	JAMAICA.....	202	20,296
	JAPAN.....	2,923	3,492,375
	MEXICO.....	352	1,033,296
	NETHERLAND ANTIL. EXC ARUBA.....	631	121,040
	PERU.....	113	40,000
	PORTUGAL.....	560	223,659
	SPAIN.....	20,989	1,579,330
	SWITZERLAND.....	726	108,441,132
	TRINIDAD & TOBAGO.....	114	8,285
	UNITED KINGDOM OF GT BRITAIN.....	33	724,895
	PENICILLIN G SALTS(SINGLES) NOT FOR VETERINARY USE KG	263,849	21,333,379
	AUSTRALIAN ISLANDS.....	738	89,785
	CHINA (TAIWAN).....	19,725	495,650
	CZECH REPUBLIC.....	763	88,800
	FINLAND.....	959	187,355
	GERMANY.....	30,358	2,594,978
	HONG KONG.....	540	48,780
	INDIA.....	6,346	545,669
	IRELAND.....	1,541	168,430
	ISRAEL.....	244	22,900
	ITALY.....	58,099	6,155,697
	KENYA.....	577	93,090
	MALAYSIA.....	966	55,125
	PAKISTAN.....	1,283	103,000
	PANAMA.....	189	26,255
	REP. OF SOUTH AFRICA.....	1,296	216,303
	SINGAPORE.....	66	6,772
	SLOVAK REPUBLIC(SLOVAKIA).....	138	19,955
	SPAIN.....	20,590	928,883
	SWEDEN.....	1,651	171,696
	THAILAND.....	1,861	231,500
	UNITED KINGDOM OF GT BRITAIN.....	115,919	9,082,756
3004101045	COMBINATION ANTIBIOTICS CONT PENICILLIN G SALT ETC KG	1,546	734,812
	DOMINICAN REPUBLIC.....	73	145,525
3004105010	ITALY.....	1,473	589,287
	MEDICAMENTS CONTAINING PENICILLINS OR DERIV ETC KG	6	4,274
3004105045	NETHERLAND ANTIL. EXC ARUBA.....	6	4,274
	COMBINATION ANTIBIOTICS, NOT FOR VETER USE NESOI KG	8,723	676,539
	BAHAMAS.....	4,380	86,654
	BARBADOS.....	573	6,587
	BELGIUM.....	460	160,380
	BELIZE.....	222	2,550
	HAITI.....	21	5,320
	ITALY.....	4	3,225
	JAMAICA.....	32	29,473
	NETHERLAND ANTIL. EXC ARUBA.....	2,222	44,086
	TRINIDAD & TOBAGO.....	409	18,213
	UNITED KINGDOM OF GT BRITAIN.....	400	320,051
3004105060	MEDICAMENTS CONT PENICILLINS OR STREPTOMYCINS ETC KG	301,752	38,082,761

TABLE 5 - EXPORTS OF MERCHANDISE FROM PUERTO RICO TO FOREIGN COUNTRIES,
BY COMMODITY AND COUNTRY OF DESTINATION: FISCAL YEAR 1999

COMM-CODE	COMMODITY AND UNIT OF QUANTITY	QUANTITY	VALUE-\$
	ARGENTINA.....	6,754	1,045,444
	AUSTRALIAN ISLANDS.....	1,279	93,380
	BAHAMAS.....	15	12,863
	BELGIUM.....	6,634	195,707
	BRAZIL.....	210	57,548
	CANADA.....	28,967	893,312
	CHILE.....	87	10,534
	CHINA, PEOPLE'S REP. (MAINLAND).....	35	3,340
	FINLAND.....	8,609	2,939,378
	GERMANY.....	25,639	3,134,004
	ISRAEL.....	6,796	812,220
	ITALY.....	42,962	12,195,061
	MALAYSIA.....	151	8,500
	MEXICO.....	401	49,421
	NETHERLAND ANTIL. EXC ARUBA.....	838	10,324
	PANAMA.....	483	36,237
	PHILIPPINES.....	2,635	391,007
	REP. OF SOUTH AFRICA.....	3,338	285,456
	SAUDI ARABIA.....	206	73,359
	SINGAPORE.....	201	13,362
	SPAIN.....	77,720	5,389,168
	SWEDEN.....	9,341	1,695,249
	UNITED KINGDOM OF GT BRITAIN.....	77,715	8,671,567
	VENEZUELA.....	736	96,322
3004200020	ERYTHROMYCIN, SINGLES OR IN COMB ETC NOT FOR VET KG	2,828	144,348
	ARUBA.....	77	5,399
	BAHAMAS.....	99	12,635
	BARBADOS.....	154	2,520
	BELGIUM.....	339	27,662
	HAITI.....	48	2,562
	JAMAICA.....	1,142	49,149
	NETHERLAND ANTIL. EXC ARUBA.....	82	10,246
	TRINIDAD & TOBAGO.....	885	34,175
3004200030	TETRACYCLINE, SINGLES OR IN COMB ETC NOT FOR VET KG	36,299	6,787,573
	BULGARIA.....	93	20,065
	CHINA (TAIWAN).....	186	27,246
	CROATIA.....	24	5,000
	CYPRUS.....	69	21,750
	EGYPT.....	148	50,400
	FINLAND.....	180	22,512
	GERMANY.....	1,296	247,527
	ISRAEL.....	62	14,608
	ITALY.....	1,089	64,458
	JAPAN.....	30,178	5,694,682
	MALAYSIA.....	27	5,000
	MEXICO.....	340	37,412
	PANAMA.....	106	44,663
	REP. OF SOUTH AFRICA.....	40	11,010
	REPUBLIC OF KOREA.....	33	10,536
	RUSSIA.....	85	12,930
	UNITED ARAB EMIRATES.....	83	21,600
	UNITED KINGDOM OF GT BRITAIN.....	2,260	476,180
3004200060	OTHER ANTIBIOTICS NESOI, NOT FOR VETERINARY KG	249,034	40,963,589
	ARGENTINA.....	1,084	413,411
	ARUBA.....	147	63,948
	BAHAMAS.....	41	3,044
	BAHRAIN.....	74	16,920
	BARBADOS.....	670	15,299
	BERMUDA.....	5	6,654
	BRAZIL.....	393	141,357
	CANADA.....	18,212	2,408,740
	CAYMAN ISLANDS.....	62	11,191
	HAITI.....	93	19,056
	ITALY.....	23,441	18,818,335
	JAMAICA.....	1,285	85,387
	KUWAIT.....	516	117,052
	NETHERLAND ANTIL. EXC ARUBA.....	360	135,381
	PANAMA.....	197,659	17,938,363
	PHILIPPINES.....	277	18,655
	REP. OF SOUTH AFRICA.....	644	147,651
	REPUBLIC OF KOREA.....	1,119	11,458

TABLE 5 - EXPORTS OF MERCHANDISE FROM PUERTO RICO TO FOREIGN COUNTRIES,
BY COMMODITY AND COUNTRY OF DESTINATION: FISCAL YEAR 1999

COMM-CODE	COMMODITY AND UNIT OF QUANTITY	QUANTITY	VALUE-\$
3004320000	SPAIN.....	58	75,000
	TRINIDAD & TOBAGO.....	282	43,082
	TURKEY.....	4	16,039
	UNITED ARAB EMIRATES.....	1,413	432,907
	VENEZUELA.....	197	24,639
	MEDICAMENTS CONT ADRENAL CORTEX HORMONES ETC KG	16,056	3,430,142
	BRAZIL.....	192	116,212
	CANADA.....	9,258	1,043,718
	CHINA (TAIWAN).....	114	19,440
	CHINA, PEOPLE'S REP. (MAINLAND).....	944	370,138
	FRANCE.....	273	64,030
	IRELAND.....	1,181	242,831
	JAPAN.....	2,824	1,019,932
	PANAMA.....	43	77,158
	REP. OF SOUTH AFRICA.....	68	10,235
	SAUDI ARABIA.....	86	21,017
	UNITED ARAB EMIRATES.....	51	11,100
	UNITED KINGDOM OF GT BRITAIN.....	735	374,331
	YEMEN.....	287	60,000
3004390050	PROD OF HEAD 2937 ETC, NOT FOR VETERINARY USE, ETC KG	7,861	4,445,571
	CANADA.....	4,220	3,441,874
	JAMAICA.....	275	6,162
	JAPAN.....	561	488,449
	MEXICO.....	12	3,700
	SWITZERLAND.....	1,850	131,040
	TRINIDAD & TOBAGO.....	77	5,400
	UNITED KINGDOM OF GT BRITAIN.....	866	388,946
3004400005	MEDICAMENTS CONTAINING ALKALOIDS OR DERIVATIVE ETC KG	334	49,520
	ITALY.....	208	36,800
	PORTUGAL.....	128	12,720
3004400010	CARDIOVASCULAR MEDICAMENTS KG	71,508	19,308,172
	ANTIGUA.....	8	6,144
	BAHAMAS.....	11	11,916
	BARBADOS.....	44	25,483
	DOMINICAN REPUBLIC.....	809	31,079
	GERMANY.....	70,317	18,657,255
	JAMAICA.....	56	34,347
	NETHERLAND ANTIL. EXC ARUBA.....	42	32,938
	PORTUGAL.....	121	500,000
	TRINIDAD & TOBAGO.....	2	9,010
3004400020	ANTICONVULSANTS, HYPNOTICS AND SEDATIVES KG	19,023	2,428,835
	BAHAMAS.....	45	11,671
	BARBADOS.....	50	14,789
	CHILE.....	370	17,472
	JAMAICA.....	66	30,507
	JAPAN.....	18,492	2,354,386
	ANTIDEPRESSANTS, TRANQUILIZERS AND OTHER PSYCH AGT KG	77,094	14,601,228
3004400030	ARGENTINA.....	2,005	143,718
	BRAZIL.....	22,101	2,382,014
	IRELAND.....	11,496	2,302,709
	JAPAN.....	26,002	7,686,300
	MEXICO.....	6,149	382,972
	TRINIDAD & TOBAGO.....	13	8,600
	UNITED KINGDOM OF GT BRITAIN.....	9,328	1,704,915
	OTHER MEDICAMENTS PRIM AFFECTING THE CNS NESOI KG	2,553	1,059,686
	GERMANY.....	2,553	1,059,686
3004400050	DERMATOLOGICAL AGENTS AND LOCAL ANESTHETICS KG	1,798	86,025
	JAPAN.....	1,750	78,791
	PAKISTAN.....	1	4,125
	TRINIDAD & TOBAGO.....	47	3,109
3004400060	MEDICAMENTS AFFECTING EYES, EARS OR RESPIRATORY SYS KG	56,710	3,865,525
	ANTIGUA.....	82	4,247
	ARUBA.....	1,594	167,743
	AUSTRALIAN ISLANDS.....	546	53,951
	BAHAMAS.....	1,211	73,185
	BARBADOS.....	306	19,045
	COSTA RICA.....	3,769	41,734
	DOMINICAN REPUBLIC.....	1,119	36,323
	EL SALVADOR.....	356	13,318
	GUATEMALA.....	684	27,269
	GUYANA.....	5	5,971

TABLE 5 - EXPORTS OF MERCHANDISE FROM PUERTO RICO TO FOREIGN COUNTRIES,
BY COMMODITY AND COUNTRY OF DESTINATION: FISCAL YEAR 1999

COMM-CODE	COMMODITY AND UNIT OF QUANTITY	QUANTITY	VALUE-\$
	HAITI.....	198	16,224
	IRELAND.....	4,380	408,205
	JAMAICA.....	4,426	501,089
	JAPAN.....	10,203	1,005,704
	NETHERLAND ANTIL. EXC ARUBA.....	9,705	690,101
	NICARAGUA.....	585	33,108
	PANAMA.....	1,486	68,633
	SURINAME.....	914	62,809
	SWITZERLAND.....	6,041	241,420
	TRINIDAD & TOBAGO.....	9,120	395,456
3004400070	OTHER MEDICAMENTS CONTAINING ALKALOIDS ETC KG	19,603	3,608,298
	ARUBA.....	4	8,035
	AUSTRALIAN ISLANDS.....	745	50,380
	BAHAMAS.....	79	11,358
	BARBADOS.....	144	75,926
	BELGIUM.....	47	35,298
	BERMUDA.....	21	2,807
	CANADA.....	16,101	2,276,815
	DOMINICAN REPUBLIC.....	8	9,431
	GRENADA.....	34	13,358
	JAMAICA.....	98	101,152
	NETHERLAND ANTIL. EXC ARUBA.....	15	5,338
	PHILIPPINES.....	671	59,181
	REP. OF SOUTH AFRICA.....	89	5,269
	SAUDI ARABIA.....	1,004	83,232
	ST. LUCIA.....	157	11,100
	TRINIDAD & TOBAGO.....	99	64,774
	TURKEY.....	70	330,000
	UNITED KINGDOM OF GT BRITAIN.....	219	463,034
3004504500	MEDICAMENTS OF HEADING 2936 CONT VITAMINS ETC KG	23,635	269,103
	ARUBA.....	7,221	120,975
	BAHAMAS.....	7,839	36,184
	BERMUDA.....	1,432	6,709
	CAYMAN ISLANDS.....	200	3,461
	GRENADA.....	12	2,543
	HAITI.....	4,250	15,741
	JAMAICA.....	137	4,416
	NETHERLAND ANTIL. EXC ARUBA.....	2,452	68,574
	TRINIDAD & TOBAGO.....	92	10,500
3004505020	SINGLE VITAMINS,NOT COMB WITH MINERLS/NUTRIENTS KG	20,030	122,605
	ARUBA.....	1,031	24,834
	BRAZIL.....	18,779	65,082
	ISRAEL.....	1,003	10,325
	JAMAICA.....	534	10,752
	TRINIDAD & TOBAGO.....	683	11,612
3004505030	MULT VITAMINS COMB WITH MINERLS OR OTHER NUTRIENTS KG	51,738	1,728,395
	ANTIGUA.....	116	3,242
	ARUBA.....	1,774	44,411
	BARBADOS.....	691	15,958
	BELIZE.....	957	18,512
	BERMUDA.....	107	2,637
	DOMINICAN REPUBLIC.....	4,249	71,480
	GERMANY.....	32,941	1,311,731
	GUYANA.....	759	10,283
	HAITI.....	167	5,876
	JAMAICA.....	4,785	116,626
	NETHERLAND ANTIL. EXC ARUBA.....	1,827	40,247
	ST. LUCIA.....	299	8,586
	ST.CHRISTOPHER-NEVIS.....	133	3,636
	ST.VINCENT & THE GRENADINES.....	375	3,885
	TRINIDAD & TOBAGO.....	2,818	71,293
3004505040	MULT VITAMINS NOT COMB WITH MINERLS/NUTRIENTS KG	23,656	294,141
	ARUBA.....	3,868	15,665
	BAHAMAS.....	470	11,185
	BARBADOS.....	192	3,700
	BELGIUM.....	3,872	68,561
	FRANCE.....	1,124	27,681
	JAMAICA.....	6,426	22,592
	MACAO.....	219	3,168
	REP. OF SOUTH AFRICA.....	6,268	111,000
	TRINIDAD & TOBAGO.....	934	27,315

TABLE 5 - EXPORTS OF MERCHANDISE FROM PUERTO RICO TO FOREIGN COUNTRIES,
BY COMMODITY AND COUNTRY OF DESTINATION: FISCAL YEAR 1999

COMM-CODE	COMMODITY AND UNIT OF QUANTITY	QUANTITY	VALUE-\$
3004901000	UNITED KINGDOM OF GT BRITAIN.....	283	3,274
	MEDICAMENTS CONT ANTIGENS OR HYALURONIC ACID,ETC KG	364,182	9,392,667
	ANTIGUA.....	4,464	21,184
	ARUBA.....	44,136	185,082
	AUSTRALIAN ISLANDS.....	1,654	123,140
	BAHAMAS.....	55,788	240,888
	BARBADOS.....	18,613	84,261
	BERMUDA.....	5,290	25,121
	BRAZIL.....	112	32,272
	BRITISH VIRGIN ISLANDS.....	1,595	6,734
	CHILE.....	170	18,000
	GRENADA.....	737	3,168
	HAITI.....	53,097	185,373
	JAMAICA.....	34,814	149,947
	JAPAN.....	6,657	7,720,060
	NETHERLAND ANTIL. EXC ARUBA.....	123,532	496,809
	SWEDEN.....	1,085	20,017
	TRINIDAD & TOBAGO.....	12,438	80,801
3004909003	MEDICAMENTS FOR VETERINARY USE IN DOSES/PKG,NESOI KG	196,257	24,677,116
	AUSTRALIAN ISLANDS.....	24,617	1,063,515
	BAHAMAS.....	19	3,900
	BARBADOS.....	99	6,300
	CANADA.....	55,696	14,722,572
	CHINA (TAIWAN).....	2,979	209,880
	COSTA RICA.....	3,933	499,532
	DOMINICAN REPUBLIC.....	2,007	288,286
	EL SALVADOR.....	59	6,324
	FRANCE.....	31,329	2,106,675
	GUATEMALA.....	428	68,200
	HONDURAS.....	462	65,428
	ITALY.....	8,332	763,600
	JAMAICA.....	323	33,376
	JAPAN.....	45,319	2,949,014
	MEXICO.....	9,921	673,714
	NETHERLAND ANTIL. EXC ARUBA.....	14	2,529
	NICARAGUA.....	2,213	212,150
	PANAMA.....	2,250	304,443
3004909005	PORTUGAL.....	188	24,408
	REPUBLIC OF KOREA.....	1,443	151,080
	SINGAPORE.....	192	23,930
	SPAIN.....	3,552	275,800
	THAILAND.....	862	222,460
	SULFONAMIDES IN DOSED/PKG FOR RETAIL SALE, NESOI KG	8,647	919,113
	CHINA (TAIWAN).....	91	29,400
	FRANCE.....	198	30,990
	ITALY.....	4,166	580,450
	JAPAN.....	3,150	140,433
	SPAIN.....	762	58,800
	THAILAND.....	280	79,040
3004909010	OTHER ANTI-INFECTIONAL MEDICAMENTS NESOI KG	36,314	4,348,563
	BELGIUM.....	666	41,511
	CANADA.....	32,283	3,952,021
	JAMAICA.....	30	2,724
	NETHERLAND ANTIL. EXC ARUBA.....	28	9,741
	POLAND.....	2,751	318,817
	TRINIDAD & TOBAGO.....	558	23,749
3004909015	ANTINEOPLASTIC AND IMMUNOSUPPRESSIVE MEDICAMENTS KG	184,198	298,656,993
	ANTIGUA.....	167	31,855
	ARGENTINA.....	80	344,756
	ARUBA.....	231	62,943
	AUSTRALIAN ISLANDS.....	475	166,053
	BAHAMAS.....	140	54,592
	BARBADOS.....	257	34,727
	BERMUDA.....	147	52,913
	BRAZIL.....	7,767	9,710,844
	CANADA.....	21,722	7,643,733
	CAYMAN ISLANDS.....	272	49,383
	CHINA (TAIWAN).....	4,866	810,582
	CROATIA.....	20	15,200
	ECUADOR.....	21	4,000
	EGYPT.....	1,011	271,000

TABLE 5 - EXPORTS OF MERCHANDISE FROM PUERTO RICO TO FOREIGN COUNTRIES,
BY COMMODITY AND COUNTRY OF DESTINATION: FISCAL YEAR 1999

COMM-CODE	COMMODITY AND UNIT OF QUANTITY	QUANTITY	VALUE-\$
	ESTONIA.....	35	100,509
	FINLAND.....	21	18,120
	FRANCE.....	899	2,971,522
	GERMANY.....	3,897	681,410
	GRENADA.....	218	11,775
	HUNGARY.....	3,798	327,279
	INDONESIA.....	32	4,032
	IRELAND.....	3,874	13,022,500
	ISRAEL.....	1,223	3,478,192
	ITALY.....	72,888	187,864,138
	JAMAICA.....	709	93,029
	JAPAN.....	18,364	18,545,816
	MALAYSIA.....	48	10,000
	MEXICO.....	5,246	4,017,826
	NETHERLAND ANTIL. EXC ARUBA.....	811	106,595
	PANAMA.....	16,627	32,025,801
	PHILIPPINES.....	357	167,720
	REP. OF SOUTH AFRICA.....	2,233	1,473,530
	REPUBLIC OF KOREA.....	14	66,798
	RUSSIA.....	216	15,900
	SAUDI ARABIA.....	50	62,280
	SPAIN.....	5,057	1,465,402
	SWEDEN.....	740	1,452,189
	SWITZERLAND.....	3,809	997,382
	TRINIDAD & TOBAGO.....	869	165,637
	TURKEY.....	2,475	5,660,427
	UKRAINE.....	18	30,500
	UNITED ARAB EMIRATES.....	57	27,170
	UNITED KINGDOM OF GT BRITAIN.....	1,822	4,293,960
	YUGOSLAVIA(SERBIA,MONTENEGRO).....	17	49,293
3004909020	CARDIOVASCULAR MEDICAMENTS IN DOSES/PKG FR RT SALE KG	259,721	155,075,575
	AFGHANISTAN.....	10	11,214
	ANTIGUA.....	17	3,989
	ARUBA.....	15	11,991
	BAHAMAS.....	40	8,689
	BARBADOS.....	164	36,330
	BELGIUM.....	246	44,240
	BRAZIL.....	13,077	1,272,891
	CANADA.....	149,455	51,094,366
	CHINA (TAIWAN).....	3,843	222,714
	FINLAND.....	245	820,237
	FRANCE.....	28,178	87,582,101
	GERMANY.....	61,130	12,391,793
	HONG KONG.....	2,892	132,417
	JAMAICA.....	33	24,955
	MEXICO.....	262	38,930
	NETHERLAND ANTIL. EXC ARUBA.....	248	121,701
	NETHERLANDS.....	1,620	1,201,457
	PANAMA.....	118	42,228
	TRINIDAD & TOBAGO.....	15	8,908
	UNITED KINGDOM OF GT BRITAIN.....	115	3,624
3004909025	ANALGESICS, ANTIPYRETICS AND NONHORM ANTI-INFL ETC KG	214,189	137,586,839
	AFGHANISTAN.....	2,293	49,610
	ARGENTINA.....	20,995	1,681,984
	ARUBA.....	3,679	127,220
	AUSTRALIAN ISLANDS.....	592	124,279
	BAHAMAS.....	676	17,226
	BARBADOS.....	385	8,322
	BELGIUM.....	452	94,788
	BELIZE.....	475	12,998
	BERMUDA.....	256	10,829
	BRAZIL.....	1,140	150,000
	CANADA.....	16,640	303,055
	CAYMAN ISLANDS.....	224	5,594
	COLOMBIA.....	35,220	795,099
	DOMINICAN REPUBLIC.....	1,468	27,792
	FRANCE.....	10,974	10,258,576
	GERMANY.....	2,804	391,789
	GRENADA.....	210	4,542
	GUYANA.....	963	14,540
	HAITI.....	1,787	31,763

TABLE 5 - EXPORTS OF MERCHANDISE FROM PUERTO RICO TO FOREIGN COUNTRIES,
BY COMMODITY AND COUNTRY OF DESTINATION: FISCAL YEAR 1999

COMM-CODE	COMMODITY AND UNIT OF QUANTITY	QUANTITY	VALUE-\$
3004909030	IRELAND.....	48	16,240
	JAMAICA.....	1,469	69,926
	MEXICO.....	5,413	129,881
	NETHERLAND ANTIL. EXC ARUBA.....	3,051	128,800
	PHILIPPINES.....	2,835	64,147
	REP. OF SOUTH AFRICA.....	788	36,855
	REPUBLIC OF KOREA.....	300	20,800
	ST. LUCIA.....	266	6,949
	ST.VINCENT & THE GRENADINES.....	228	8,092
	SWITZERLAND.....	50,039	35,047,440
	THAILAND.....	405	177,990
	TRINIDAD & TOBAGO.....	1,478	85,551
	UNITED KINGDOM OF GT BRITAIN.....	46,656	87,686,152
	ANTICONVULSANTS, HYPNOTICS & SEDATIVES FR RTL SALE KG	15,220	456,486
	ARUBA.....	9	9,974
	BERMUDA.....	8	4,519
	CAYMAN ISLANDS.....	10	6,446
	ITALY.....	6,192	208,515
	JAMAICA.....	3	2,618
	JAPAN.....	137	6,452
	NETHERLAND ANTIL. EXC ARUBA.....	6	6,848
	SPAIN.....	7,430	174,183
	TRINIDAD & TOBAGO.....	38	6,318
	UNITED KINGDOM OF GT BRITAIN.....	1,389	30,813
3004909035	ANTIDEPRESSANTS, TRANQUILIZERS AND OTHER PSYCH AGT KG	82,600	12,447,616
	ARUBA.....	8	5,112
	BAHAMAS.....	26	6,808
	BARBADOS.....	74	21,846
	CANADA.....	67,243	10,678,184
	EGYPT.....	1,182	61,200
	FINLAND.....	4,981	257,887
	FRANCE.....	8,313	1,336,481
	JAMAICA.....	118	35,491
	NETHERLAND ANTIL. EXC ARUBA.....	8	5,367
	PANAMA.....	41	6,890
	SPAIN.....	606	31,350
3004909040	MEDICAMENTS PRIM AFFECT THE CENT NER SYSTEM, NESOI KG	85,670	14,203,261
	ARGENTINA.....	614	24,638
	ARUBA.....	42	13,318
	BRAZIL.....	348	57,600
	CANADA.....	11,308	10,302,212
	FRANCE.....	54,328	2,709,618
	HAITI.....	1	4,320
	MEXICO.....	2,533	102,960
	REP. OF SOUTH AFRICA.....	16,496	988,595
3004909045	DERMATOLOGICAL AGENTS AND LOCAL ANESTHETICS ETC. KG	101,656	4,155,167
	ARUBA.....	1,421	24,018
	BARBADOS.....	168	3,183
	BELGIUM.....	5,663	301,106
	BELIZE.....	1,509	28,560
	CANADA.....	8,644	163,842
	DOMINICAN REPUBLIC.....	391	2,689
	GUYANA.....	217	3,004
	HAITI.....	138	4,662
	JAMAICA.....	586	11,073
	JAPAN.....	54,798	1,348,604
	NETHERLAND ANTIL. EXC ARUBA.....	1,242	22,839
	PHILIPPINES.....	1,301	40,824
	TRINIDAD & TOBAGO.....	836	15,824
	TURKEY.....	3,642	298,630
3004909050	UNITED KINGDOM OF GT BRITAIN.....	21,080	1,886,307
	LAXATIVES IN MEAS DOSES/PKG FOR RETAIL SALE, NESOI KG	40,364	1,085,856
	ARUBA.....	1,561	23,828
	BAHAMAS.....	498	42,485
	BELGIUM.....	846	103,767
	DOMINICAN REPUBLIC.....	1,131	113,558
	IRELAND.....	217	38,569
	JAMAICA.....	1,494	28,459
	NETHERLAND ANTIL. EXC ARUBA.....	2,151	44,483
	TRINIDAD & TOBAGO.....	1,464	23,804
	UNITED KINGDOM OF GT BRITAIN.....	31,002	666,903

TABLE 5 - EXPORTS OF MERCHANDISE FROM PUERTO RICO TO FOREIGN COUNTRIES,
BY COMMODITY AND COUNTRY OF DESTINATION: FISCAL YEAR 1999

COMM-CODE	COMMODITY AND UNIT OF QUANTITY	QUANTITY	VALUE-\$
3004909055	ANTACIDS IN MEAS DOSES/PKG FOR RETAIL SALE, NESOI KG	216,371	1,911,711
	ARUBA.....	3,456	31,108
	BARBADOS.....	1,120	10,080
	BERMUDA.....	858	7,708
	BRAZIL.....	65,194	586,860
	CAYMAN ISLANDS.....	327	2,940
	CHINA (TAIWAN).....	821	8,288
	HAITI.....	2,226	20,027
	HUNGARY.....	28,049	234,445
	JAMAICA.....	3,751	33,745
	JAPAN.....	5,343	7,007
	NETHERLAND ANTIL. EXC ARUBA.....	18,121	145,070
	PAKISTAN.....	3,481	31,151
	PHILIPPINES.....	30,523	274,783
	REPUBLIC OF KOREA.....	25,223	227,040
	TRINIDAD & TOBAGO.....	25	5,453
	TURKEY.....	31,773	288,026
3004909060	OTHER MEDICAMENTS PRIM AFFECT DIGEST SYS NESOI KG	91,499	17,359,271
	ARUBA.....	2,119	13,932
	BAHAMAS.....	1,818	21,933
	BARBADOS.....	5,513	10,335
	BELGIUM.....	2,731	9,859,043
	CANADA.....	3,609	234,889
	CAYMAN ISLANDS.....	2,872	5,180
	DOMINICAN REPUBLIC.....	238	38,424
	GERMANY.....	348	80,820
	HONG KONG.....	546	2,888
	JAMAICA.....	58,721	90,074
	JAPAN.....	1,930	2,260,407
	NETHERLAND ANTIL. EXC ARUBA.....	3,351	21,442
	SPAIN.....	6,903	4,719,906
3004909065	DIURETICS IN MEAS DOSES/PKG FOR RTL SALE, NESOI KG	2,938	518,213
	AUSTRALIAN ISLANDS.....	135	12,785
	FRANCE.....	464	76,416
	GERMANY.....	1,207	297,983
	HONG KONG.....	76	6,090
	ISRAEL.....	76	14,040
	JAPAN.....	520	38,731
	JORDAN.....	51	11,500
	KUWAIT.....	28	6,000
	LEBANON.....	31	4,459
	SAUDI ARABIA.....	231	27,808
	SWEDEN.....	51	8,275
	UNITED KINGDOM OF GT BRITAIN.....	70	16,146
3004909070	MEDICAMENT PRIM AFFECT ELECTROLY,CALORIC ETC,NESOI KG	12,043	4,041,031
	ARUBA.....	1,011	3,010
	BAHAMAS.....	3,400	8,970
	BARBADOS.....	3,712	8,720
	FRANCE.....	200	4,000,000
	JAMAICA.....	511	2,790
	TRINIDAD & TOBAGO.....	3,209	16,541
3004909075	COUGH AND COLD PREPARATIONS, NESOI KG	145,895	1,611,972
	ANTIGUA.....	353	3,468
	ARGENTINA.....	5,289	76,430
	ARUBA.....	9,302	153,113
	BAHAMAS.....	471	5,580
	BELIZE.....	315	2,538
	BERMUDA.....	2,519	26,015
	CAYMAN ISLANDS.....	189	2,725
	COSTA RICA.....	210	4,320
	DOMINICAN REPUBLIC.....	4,430	41,235
	GRENADA.....	554	7,008
	GUYANA.....	178	2,559
	HAITI.....	3,450	34,843
	INDONESIA.....	52,106	753,039
	JAMAICA.....	33,582	161,514
	MEXICO.....	6,443	162,032
	NETHERLAND ANTIL. EXC ARUBA.....	5,384	61,732
	PANAMA.....	200	4,320
	SURINAME.....	16,237	61,200
	TRINIDAD & TOBAGO.....	4,683	48,301

TABLE 5 - EXPORTS OF MERCHANDISE FROM PUERTO RICO TO FOREIGN COUNTRIES,
BY COMMODITY AND COUNTRY OF DESTINATION: FISCAL YEAR 1999

COMM-CODE	COMMODITY AND UNIT OF QUANTITY	QUANTITY	VALUE-\$
3004909080	ANTHISTAMINES IN MEAS DOSES /PKG RTAL SALE,NESOI KG	142,169	10,708,841
	ANTIGUA.....	336	12,922
	ARGENTINA.....	2,000	126,486
	ARUBA.....	193	10,942
	BAHAMAS.....	601	29,285
	BRAZIL.....	37,302	2,852,881
	COLOMBIA.....	842	70,450
	GRENADA.....	80	3,483
	ISRAEL.....	571	25,301
	JAMAICA.....	727	12,905
	MOROCCO.....	524	51,390
	NETHERLAND ANTIL. EXC ARUBA.....	45	3,078
	ST. LUCIA.....	42	2,751
	SWITZERLAND.....	2,050	336,192
	TRINIDAD @ TOBAGO.....	2,167	80,665
	UNITED KINGDOM OF GT BRITAIN.....	93,820	6,971,394
	VENEZUELA.....	1,269	116,716
3004909085	OTHER MEDICAMENTS PRIM AFFECT THE EYES, EARS ETC KG	162,217	11,013,165
	AUSTRALIAN ISLANDS.....	6,779	387,820
	BELGIUM.....	443	27,736
	BRAZIL.....	2,273	209,258
	CANADA.....	469	81,496
	DOMINICAN REPUBLIC.....	2,185	28,181
	GREECE.....	4,264	323,768
	HONG KONG.....	401	23,689
	IRELAND.....	5,534	1,047,282
	ITALY.....	43,293	2,120,370
	JAPAN.....	51,388	3,879,717
	MEXICO.....	77	22,050
	NEW ZEALAND ISLANDS.....	40	2,843
	PERU.....	458	21,664
	REP. OF SOUTH AFRICA.....	3,576	495,592
	SWEDEN.....	37,139	2,087,987
	TRINIDAD @ TOBAGO.....	528	10,011
	UNITED KINGDOM OF GT BRITAIN.....	2,502	176,342
	VENEZUELA.....	868	67,339
3004909090	MEDICAMENTS IN MEAS DOSES FOR RETAIL SALE, NESOI KG	1,776,364	87,109,336
	ANTIGUA.....	154	26,743
	ARGENTINA.....	205	102,344
	ARUBA.....	40,940	374,976
	AUSTRALIAN ISLANDS.....	38,364	1,656,666
	BAHAMAS.....	126,819	327,507
	BARBADOS.....	109,578	247,610
	BELGIUM.....	7,205	344,652
	BERMUDA.....	250	129,046
	CANADA.....	12,076	6,493,163
	CAYMAN ISLANDS.....	8,200	48,751
	COLOMBIA.....	2,646	63,589
	DOMINICAN REPUBLIC.....	471,822	637,462
	FINLAND.....	398	1,576,158
	FRANCE.....	47,477	55,866,422
	GERMANY.....	2,407	804,076
	GRENADA.....	1,889	21,571
	GUATEMALA.....	1	2,822
	GUYANA.....	17,387	22,387
	HONG KONG.....	7,410	38,610
	ITALY.....	9,376	574,392
	JAMAICA.....	321,894	842,168
	JAPAN.....	4,140	1,563,243
	MEXICO.....	41,408	740,149
	MOROCCO.....	450	26,981
	NETHERLAND ANTIL. EXC ARUBA.....	76,079	778,133
	NETHERLANDS.....	3,153	704,422
	PANAMA.....	11	20,800
	PHILIPPINES.....	31,524	318,578
	PORTUGAL.....	1,537	459,077
	SPAIN.....	1,950	55,935
	ST. LUCIA.....	162	17,330
	ST.CHRISTOPHER-NEVIS.....	3,930	15,142
	ST.VINCENT @ THE GRENADINES.....	1,944	21,211
	SWITZERLAND.....	32,407	3,724,532

TABLE 5 - EXPORTS OF MERCHANDISE FROM PUERTO RICO TO FOREIGN COUNTRIES,
BY COMMODITY AND COUNTRY OF DESTINATION: FISCAL YEAR 1999

COMM-CODE	COMMODITY AND UNIT OF QUANTITY	QUANTITY	VALUE-\$
	THAILAND.....	36	10,880
	TRINIDAD & TOBAGO.....	309,537	609,551
	TURKEY.....	820	432,800
	UNITED KINGDOM OF GT BRITAIN.....	41,234	7,563,012
	VENEZUELA.....	144	46,305
3005100000	ADHESIVE DRESSINGS AND OTHER ARTCL HAVING ADH LAY KG	11,215	279,870
	CANADA.....	4,011	59,705
	DOMINICAN REPUBLIC.....	1,805	107,185
	GERMANY.....	5,599	112,780
3005900000	WADDING, GAUZE AND SIMILAR ARTICLES ETC NESOI KG	107,246	1,998,473
	ARUBA.....	199	36,727
	BELGIUM.....	2,026	32,399
	CANADA.....	4,126	63,781
	DOMINICAN REPUBLIC.....	12,325	404,250
	GERMANY.....	29,385	799,643
	GUATEMALA.....	98	2,614
	HAITI.....	3	4,320
	INDIA.....	1,571	26,242
	ITALY.....	4,009	51,245
	JAPAN.....	8,772	137,394
	MEXICO.....	179	110,413
	NETHERLANDS.....	277	3,573
	NORWAY.....	684	4,113
	PANAMA.....	12,779	120,108
	SPAIN.....	1,128	24,351
	VENEZUELA.....	29,705	177,300
3006100000	STERILE SURGICAL CATGUT, SIMILAR STERILE MATER ETC KG	114,523	25,592,961
	BELGIUM.....	1,128	235,293
	CANADA.....	383	10,085
	CHINA (TAIWAN).....	905	78,547
	DOMINICAN REPUBLIC.....	74,653	8,888,270
	GERMANY.....	38	11,238
	IRELAND.....	291	324,329
	ITALY.....	210	77,553
	PANAMA.....	907	76,648
	POLAND.....	90	29,463
	UNITED KINGDOM OF GT BRITAIN.....	35,920	15,863,535
3006200000	BLOOD-GROUPING REAGENTS KG	275	117,738
	BRITISH VIRGIN ISLANDS.....	190	13,742
	CHILE.....	67	3,196
	EGYPT.....	18	100,800
3006300000	OPACIFYING PREPARATIONS FOR X-RAY EXAMINATIONS ETC KG	12,464	1,253,376
	ARGENTINA.....	830	106,655
	BRAZIL.....	7,154	354,959
	MEXICO.....	467	79,847
	NORWAY.....	3,827	686,254
	URUGUAY.....	188	25,661
3006500000	FIRST-AID BOXES AND KITS KG	79,727	898,692
	ARGENTINA.....	9,962	111,100
	BRAZIL.....	3,013	33,600
	COLOMBIA.....	189	7,992
	EGYPT.....	15,997	179,376
	FINLAND.....	4,839	53,963
	FRANCE.....	1,211	13,500
	INDONESIA.....	1,131	12,600
	MALAYSIA.....	2,476	27,600
	MEXICO.....	12,239	136,500
	PANAMA.....	5,044	56,250
	REPUBLIC OF KOREA.....	8,160	91,000
	SWEDEN.....	12,417	138,482
	VENEZUELA.....	3,050	36,729
3006600000	CHEMICAL CONTRACEPTIVE PREPS BASED ON HORMONES ETC KG	15,095	1,465,181
	AFGHANISTAN.....	5	3,228
	ARUBA.....	348	60,708
	AUSTRALIAN ISLANDS.....	1,051	513,747
	COSTA RICA.....	584	31,752
	FRANCE.....	4,083	118,185
	IRELAND.....	138	3,340
	JAMAICA.....	100	2,746
	JAPAN.....	8,788	731,475

TABLE 5 - EXPORTS OF MERCHANDISE FROM PUERTO RICO TO FOREIGN COUNTRIES,
BY COMMODITY AND COUNTRY OF DESTINATION: FISCAL YEAR 1999

COMM-CODE	COMMODITY AND UNIT OF QUANTITY	QUANTITY	VALUE-\$
	FERTILIZERS..... TOTAL		152,453
3100000000	FERTILIZERS A FERT MATERIALS X		152,453
	BRAZIL.....		13,003
	DOMINICAN REPUBLIC.....		20,000
	GUYANA.....		19,450
	NETHERLANDS.....		100,000
	TANNING OR DYEING EXTRACTS; TANNINS AND THEIR DERIVATIVES; DYES, PIGMENTS AND OTHER COLORING MATTER ; PAINTS AND VARNISHES; PUTTY AND OTHER MASTICS; INKS..... TOTAL		87,390,408
3202100000	SYNTHETIC ORGANIC TANNING SUBSTANCES KG	476	8,157
	ECUADOR.....	476	8,157
3202900000	INORGANIC TANNING SUBSTANCES & TANNING PREP, NESOI KG	4,119	29,495
	DOMINICAN REPUBLIC.....	4,119	29,495
3203000000	COLORING MATTER OF VEGETABLE OR ANIMAL ORIGIN KG	2,334	27,063
	CAYMAN ISLANDS.....	897	10,000
	DOMINICAN REPUBLIC.....	280	2,542
	ECUADOR.....	1,157	14,521
3204110000	DISPERSE DYES AND PREPARATIONS BASED THEREON KG	13	3,500
	ARUBA.....	13	3,500
3204170000	PIGMENTS & PREPARATIONS BASED THEREON KG	18,465	84,002
	DOMINICAN REPUBLIC.....	11,315	13,862
	ECUADOR.....	7,150	70,140
3205000010	YELLOW COLOR LAKES & PREPS, IN NOTE 3 TO THIS CHAP KG	1,000	15,763
	UNITED KINGDOM OF GT BRITAIN.....	1,000	15,763
3205000050	COLOR LAKES & PREPS, IN NOTE 3 TO THIS CHAP, NESOI KG	1	3,100
	DOMINICAN REPUBLIC.....	1	3,100
3206496000	OTHER COLORING MATTER AND OTHER PREPARATION, NESOI KG	497	2,520
	THAILAND.....	497	2,520
3207200000	VITRIFIABLE ENAMELS & GLAZES, ENGOBES (SLIPS), ETC KG	169,254	62,469,673
	CHINA (TAIWAN).....	4,890	2,689,700
	CHINA, PEOPLE'S REP. (MAINLAND).....	183	7,228
	FRANCE.....	190	1,009,908
	GERMANY.....	8,172	22,295,827
	IRELAND.....	110	42,991
	JAPAN.....	20,987	10,507,851
	MEXICO.....	15,723	415,613
	NETHERLAND ANTIL. EXC ARUBA.....	10	4,040
	NETHERLANDS.....	1,449	4,856,412
	SINGAPORE.....	22,691	1,904,048
	UNITED KINGDOM OF GT BRITAIN.....	94,849	18,836,055
3207300000	LIQUID LUSTRES AND SIMILAR PREPARATIONS KG	24,924	18,206,731
	ANTIGUA.....	8	3,598
	BAHAMAS.....	5	2,775
	BARBADOS.....	83	67,579
	BERMUDA.....	22	15,555
	BRAZIL.....	17	45,000
	BRITISH VIRGIN ISLANDS.....	38	22,158
	CAYMAN ISLANDS.....	17	18,471
	CHINA (TAIWAN).....	89	67,913
	COSTA RICA.....	24	5,000
	DOMINICAN REPUBLIC.....	165	29,301
	FRANCE.....	115	597,487
	GERMANY.....	694	2,678,682
	GUATEMALA.....	162	5,429
	HONG KONG.....	213	40,810
	IRELAND.....	168	3,006,476
	ITALY.....	9	2,700
	JAMAICA.....	10	4,840
	JAPAN.....	7,171	4,952,901
	MEXICO.....	39	52,987
	NETHERLAND ANTIL. EXC ARUBA.....	164	120,778
	NETHERLANDS.....	287	541,579
	PANAMA.....	44	20,030
	SINGAPORE.....	701	1,170,702
	ST. CHRISTOPHER-NEVIS.....	1,273	32,582
	THAILAND.....	21	6,103

TABLE 5 - EXPORTS OF MERCHANDISE FROM PUERTO RICO TO FOREIGN COUNTRIES,
BY COMMODITY AND COUNTRY OF DESTINATION: FISCAL YEAR 1999

COMM-CODE	COMMODITY AND UNIT OF QUANTITY	QUANTITY	VALUE-\$
	TRINIDAD & TOBAGO.....	5	6,748
	UNITED KINGDOM OF GT BRITAIN.....	13,380	4,687,749
3207400000	GLASS FRIT & OTH GLASS, IN FORM OF POWDER/FLAKES KG	9,491	75,206
	DOMINICAN REPUBLIC.....	8,237	48,408
	JAPAN.....	1,254	26,798
3208100000	PAINTS & VARNISHES, IN NONAQUEOUS MEDIUM, POLYESTERS L	9,516	56,706
	ARUBA.....	536	2,945
	COSTA RICA.....	2,697	19,219
	DOMINICAN REPUBLIC.....	3,340	18,359
	NETHERLAND ANTIL. EXC ARUBA.....	2,305	12,677
	ST. CHRISTOPHER-NEVIS.....	638	3,506
3208200000	PAINTS & VARNISHES, NONAQUEOUS, ACRYLIC/VINYL POLYMER L	430,296	881,168
	ANGUILLA.....	493	2,711
	ARUBA.....	7,708	25,538
	BRITISH VIRGIN ISLANDS.....	2,348	5,738
	COSTA RICA.....	47,818	119,585
	DOMINICAN REPUBLIC.....	195,605	258,761
	GUATEMALA.....	2,929	4,384
	GUYANA.....	2,271	3,880
	HONDURAS.....	8,857	14,492
	JAMAICA.....	35,147	83,907
	NETHERLAND ANTIL. EXC ARUBA.....	9,346	23,908
	PANAMA.....	46,982	201,253
	REPUBLIC OF KOREA.....	3,735	20,540
	ST. LUCIA.....	55,958	70,965
	TRINIDAD & TOBAGO.....	11,101	25,528
3208900000	PAINTS & VARNISHES, IN NONAQUEOUS MEDIUM, NESOI L	303,619	1,740,487
	ANGUILLA.....	572	14,647
	ARGENTINA.....	5,901	39,178
	ARUBA.....	3,133	7,526
	BARBADOS.....	3,883	63,326
	BRITISH VIRGIN ISLANDS.....	8,154	78,378
	COLOMBIA.....	3,863	21,244
	COSTA RICA.....	64,284	308,509
	DOMINICAN REPUBLIC.....	74,354	515,987
	GUATEMALA.....	3,722	9,280
	GUYANA.....	13,134	24,905
	HAITI.....	538	7,376
	HONDURAS.....	6,067	41,119
	ISRAEL.....	186	38,000
	JAMAICA.....	36,934	110,196
	NETHERLAND ANTIL. EXC ARUBA.....	17,109	132,584
	PANAMA.....	18,918	118,394
	ST. LUCIA.....	3,914	20,409
	ST. CHRISTOPHER-NEVIS.....	1,871	7,308
	TRINIDAD & TOBAGO.....	35,895	142,921
	UNITED KINGDOM OF GT BRITAIN.....	200	39,200
3209100000	PAINTS & VARNISHES, AQUEOUS, ACRYLIC OR VINYL POLYMER L	4,730	54,026
	ANGUILLA.....	1,324	7,281
	DOMINICAN REPUBLIC.....	3,406	46,745
3209900000	PAINTS & VARNISHES, IN AN AQUEOUS MEDIUM, NESOI L	8,970	64,817
	COLOMBIA.....	2,546	14,000
	DOMINICAN REPUBLIC.....	2,564	14,100
	GUADELOUPE.....	360	7,020
	ITALY.....	2,435	10,527
	NETHERLAND ANTIL. EXC ARUBA.....	1,065	19,170
3210000000	OTHER PAINTS & VARNISH, PREP WATER PIGMENTS FOR LEATHR L	12,055	117,599
	ANGUILLA.....	7,910	74,139
	BRITISH VIRGIN ISLANDS.....	2,452	34,155
	NETHERLAND ANTIL. EXC ARUBA.....	1,693	9,305
3212100000	STAMPING FOILS M2	370,567	193,093
	ARGENTINA.....	3	7,812
	DOMINICAN REPUBLIC.....	362,305	181,152
	GERMANY.....	8,259	4,129
3212900050	PIGMENTS, NONAQUEOUS, OTH COLORING MAT, RETAIL, NESOI KG	11,184	55,960
	COSTA RICA.....	11,028	50,000
	DOMINICAN REPUBLIC.....	156	5,960
3214100010	CAULKING COMPOUNDS KG	15,875	45,863
	DOMINICAN REPUBLIC.....	15,860	42,900
	JAPAN.....	15	2,963
3214100020	MASTICS, EXCEPT CAULKING COMPOUNDS KG	8,099	14,117

TABLE 5 - EXPORTS OF MERCHANDISE FROM PUERTO RICO TO FOREIGN COUNTRIES,
BY COMMODITY AND COUNTRY OF DESTINATION: FISCAL YEAR 1999

COMM-CODE	COMMODITY AND UNIT OF QUANTITY	QUANTITY	VALUE-\$
	COLOMBIA.....	1,510	2,713
	DOMINICAN REPUBLIC.....	7,584	8,602
	FRANCE.....	25	2,802
3214901000	GLAZERS' PUTTY,ETC, BASED ON RUBBER KG	571	3,127
	DOMINICAN REPUBLIC.....	571	3,127
3214905000	GLAZERS' PUTTY,ETC, NESOI KG	27,152	16,601
	DOMINICAN REPUBLIC.....	19,744	3,000
	JAPAN.....	119	3,468
	SINGAPORE.....	157	4,800
	UNITED KINGDOM OF GT BRITAIN.....	7,132	5,333
3215110010	PRINTING INK,BLACK, NEWS KG	27,951	38,685
	DOMINICAN REPUBLIC.....	27,951	38,685
3215110060	PRINTING INK, BLACK, NESOI KG	116	32,500
	DOMINICAN REPUBLIC.....	116	32,500
3215190060	PRINTING INK, OTHER THAN BLACK, NESOI KG	75,449	157,909
	CHINA,PEOPLE'S REP. (MAINLAND).....	1,387	38,649
	DOMINICAN REPUBLIC.....	74,062	119,260
3215905000	INK,NESOI KG	23,616	3,012,540
	DOMINICAN REPUBLIC.....	11,025	27,386
	NETHERLANDS.....	12,591	2,985,154
	ESSENTIAL OILS AND RESINOIDS; PERFUMERY, COSMETIC OR TOILET PREPARATIONS..... TOTAL		22,648,340
3301130000	ESSENTIAL CITRUS FRUIT OILS OF LEMON KG	50,616	129,632
	CHINA,PEOPLE'S REP. (MAINLAND).....	16,872	43,211
	HONG KONG.....	33,744	86,421
3301140000	ESSENTIAL CITRUS FRUIT OILS OF LIME KG	917	73,150
	MEXICO.....	917	73,150
3301250060	ESSENTIAL OILS OF MINTS, NESOI KG	909	35,400
	DOMINICAN REPUBLIC.....	909	35,400
3301296000	ESSENTIAL OILS, EXC THOSE OF CITRUS FRUIT, NESOI KG	1	3,600
	UNITED KINGDOM OF GT BRITAIN.....	1	3,600
3301905000	CONCRETES& ABSOL:CONCENTRAT,ETC OF ESSEN OIL,NESOI KG	3,208	6,215
	PANAMA.....	3,208	6,215
3302100000	MIXTURES ODORIFEROUS SUBSTANCE USE FOOD/ DRINK IND KG	85,437	1,780,006
	BARBADOS.....	68,533	1,741,635
	DOMINICAN REPUBLIC.....	594	6,240
	IRELAND.....	18,310	32,131
3302900010	PERFUME OIL BLENDS, PROD USE FINISHED PERFUME BASE KG	15,142	243,387
	DOMINICAN REPUBLIC.....	15,142	243,387
3302900050	ODORIFEROUS SUBSTANCE USE AS RAW MATER IND, NESOI KG	3,449	106,487
	DOMINICAN REPUBLIC.....	3,441	82,765
	IRELAND.....	8	23,722
3303000000	PERFUMES AND TOILET WATERS KG	145,137	3,262,656
	ARUBA.....	10,305	403,308
	CANADA.....	84	4,358
	DOMINICAN REPUBLIC.....	62,340	1,190,005
	EL SALVADOR.....	79	4,541
	FRANCE.....	340	15,940
	GRENADA.....	83	2,973
	GUADELOUPE.....	3,730	31,872
	GUATEMALA.....	2,230	5,573
	GUYANA.....	620	5,738
	HAITI.....	5,532	27,588
	JAMAICA.....	2,467	3,127
	MEXICO.....	293	9,991
	NETHERLAND ANTIL. EXC ARUBA.....	20,472	605,448
	NETHERLANDS.....	148	7,169
	NICARAGUA.....	103	6,423
	PANAMA.....	6,629	83,678
	ST. LUCIA.....	289	4,375
	SWITZERLAND.....	12,206	331,111
	TRINIDAD & TOBAGO.....	3,550	42,116
	UNITED KINGDOM OF GT BRITAIN.....	8,388	195,145
	URUGUAY.....	5,147	278,139
	VENEZUELA.....	104	4,038
3304100000	LIP MAKE-UP PREPARATIONS X		2,165,160
	ANTIGUA.....		10,808
	ARGENTINA.....		2,761

TABLE 5 - EXPORTS OF MERCHANDISE FROM PUERTO RICO TO FOREIGN COUNTRIES,
BY COMMODITY AND COUNTRY OF DESTINATION: FISCAL YEAR 1999

COMM-CODE	COMMODITY AND UNIT OF QUANTITY	QUANTITY	VALUE-\$
	ARUBA.....		24,652
	BARBADOS.....		7,790
	BOLIVIA.....		25,357
	BRITISH VIRGIN ISLANDS.....		330,751
	CAYMAN ISLANDS.....		11,038
	CHINA, PEOPLE'S REP. (MAINLAND).....		18,322
	DOMINICA.....		69,806
	EL SALVADOR.....		56,001
	FRANCE.....		17,367
	GRENADA.....		102,239
	GUATEMALA.....		5,573
	HONDURAS.....		12,231
	ITALY.....		197,695
	MEXICO.....		3,738
	NETHERLAND ANTIL. EXC ARUBA.....		546,563
	SINGAPORE.....		2,760
	ST. LUCIA.....		177,012
	ST. CHRISTOPHER-NEVIS.....		60,972
	ST. VINCENT & THE GRENADINES.....		70,243
	TRINIDAD & TOBAGO.....		62,883
	UNITED KINGDOM OF GT BRITAIN.....		205,844
	URUGUAY.....		142,754
3304200000	EYE MAKE-UP PREPARATIONS.....	X	362,297
	ARUBA.....		9,838
	BOLIVIA.....		5,220
	CAYMAN ISLANDS.....		3,252
	DOMINICAN REPUBLIC.....		90,641
	EL SALVADOR.....		24,442
	FRANCE.....		51,518
	GUATEMALA.....		5,573
	HONDURAS.....		5,636
	NETHERLAND ANTIL. EXC ARUBA.....		3,151
	PANAMA.....		144,279
	TRINIDAD & TOBAGO.....		18,747
3304300000	MANICURE OR PEDICURE PREPARATIONS.....	X	945,928
	ARUBA.....		6,136
	BARBADOS.....		16,299
	BOLIVIA.....		18,036
	DOMINICAN REPUBLIC.....		723,187
	EL SALVADOR.....		7,544
	GUATEMALA.....		5,573
	ISRAEL.....		3,595
	PANAMA.....		125,104
	ST. LUCIA.....		12,661
	TRINIDAD & TOBAGO.....		17,200
	URUGUAY.....		10,591
3304910050	MAKE-UP POWDER, WHETHER/NT COMPRESSED, NESOI.....	X	1,054,837
	ANTIGUA.....		4,632
	ARUBA.....		58,725
	BOLIVIA.....		13,415
	BRITISH VIRGIN ISLANDS.....		56,493
	CAYMAN ISLANDS.....		15,715
	DOMINICAN REPUBLIC.....		15,313
	EL SALVADOR.....		106,049
	FRANCE.....		3,314
	GRENADA.....		5,619
	GUATEMALA.....		5,573
	GUYANA.....		10,548
	HONDURAS.....		175,549
	HONG KONG.....		13,033
	NETHERLAND ANTIL. EXC ARUBA.....		196,136
	PANAMA.....		14,264
	ST. LUCIA.....		26,296
	ST. CHRISTOPHER-NEVIS.....		3,288
	ST. VINCENT & THE GRENADINES.....		7,980
	TRINIDAD & TOBAGO.....		96,711
	URUGUAY.....		226,184
3304995000	BEAUTY & SKIN CARE PREPARATION, NESOI.....	X	918,474
	ARUBA.....		65,384
	BARBADOS.....		28,907
	BRAZIL.....		202,528

TABLE 5 - EXPORTS OF MERCHANDISE FROM PUERTO RICO TO FOREIGN COUNTRIES,
BY COMMODITY AND COUNTRY OF DESTINATION: FISCAL YEAR 1999

COMM-CODE	COMMODITY AND UNIT OF QUANTITY	QUANTITY	VALUE-\$
	CANADA.....		3,691
	DOMINICAN REPUBLIC.....		68,882
	EL SALVADOR.....		8,617
	FRANCE.....		106,745
	MARTINIQUE.....		4,298
	NETHERLAND ANTIL. EXC ARUBA.....		71,468
	PANAMA.....		27,529
	PHILIPPINES.....		9,000
	TRINIDAD & TOBAGO.....		35,480
	UNITED KINGDOM OF GT BRITAIN.....		271,770
	URUGUAY.....		13,075
3305100000	SHAMPOOS..... X		1,283,223
	ANTIGUA.....		5,182
	ARGENTINA.....		256,138
	ARUBA.....		75,202
	AUSTRALIAN ISLANDS.....		122,709
	BAHAMAS.....		4,083
	BARBADOS.....		4,991
	BELGIUM.....		144,696
	DOMINICAN REPUBLIC.....		182,630
	ECUADOR.....		34,020
	EL SALVADOR.....		4,098
	GUATEMALA.....		5,573
	GUYANA.....		28,067
	HAITI.....		2,995
	MEXICO.....		108,466
	NETHERLAND ANTIL. EXC ARUBA.....		25,102
	PANAMA.....		38,217
	SPAIN.....		130,553
	THAILAND.....		49,128
	TRINIDAD & TOBAGO.....		28,131
	URUGUAY.....		17,232
3305200000	PREPARATIONS FOR PERMANENT WAVING OR STRAIGHTENING..... X		701,455
	DOMINICAN REPUBLIC.....		701,455
3305300000	HAIR LACQUERS..... KG	1,264	5,873
	ARUBA.....	860	2,722
	TRINIDAD & TOBAGO.....	404	3,151
3305900000	PREPARATIONS FOR USE ON THE HAIR, NESOI..... KG	499,012	3,224,426
	ARGENTINA.....	17,678	124,260
	ARUBA.....	16,635	121,276
	BARBADOS.....	6,881	19,854
	BRAZIL.....	6,599	17,651
	CAYMAN ISLANDS.....	52	3,042
	DOMINICAN REPUBLIC.....	89,375	200,858
	ECUADOR.....	16,755	42,190
	EL SALVADOR.....	428	9,296
	GUATEMALA.....	2,230	5,573
	GUYANA.....	10,534	27,343
	HONDURAS.....	90	4,341
	ITALY.....	9,914	73,784
	JAPAN.....	1,646	22,322
	MEXICO.....	153,929	1,318,901
	NETHERLAND ANTIL. EXC ARUBA.....	6,673	13,538
	PANAMA.....	573	10,480
	SPAIN.....	21,572	116,209
	ST. LUCIA.....	303	4,575
	THAILAND.....	16,586	104,733
	TRINIDAD & TOBAGO.....	5,163	44,970
	UNITED KINGDOM OF GT BRITAIN.....	104,534	917,251
	URUGUAY.....	10,855	21,999
3306100000	DENTIFRICES..... X		639,201
	ARGENTINA.....		450,339
	CANADA.....		34,416
	ITALY.....		117,402
	JAMAICA.....		23,117
	JAPAN.....		5,304
	ST. LUCIA.....		8,623
3306200000	YARN USED TO CLEAN BETWEEN THE TEETH (DENTAL FLOSS)..... X		744,694
	DOMINICAN REPUBLIC.....		744,694
3306900000	PREPARATIONS FOR ORAL/DENTAL HYGIENE, NESOI..... KG	500,767	3,149,708
	ANTIGUA.....	11,129	58,490

TABLE 5 - EXPORTS OF MERCHANDISE FROM PUERTO RICO TO FOREIGN COUNTRIES,
BY COMMODITY AND COUNTRY OF DESTINATION: FISCAL YEAR 1999

COMM-CODE	COMMODITY AND UNIT OF QUANTITY	QUANTITY	VALUE-\$
	ARGENTINA.....	57,006	549,822
	ARUBA.....	46,842	244,278
	BAHAMAS.....	46,257	219,742
	BARBADOS.....	39,484	236,403
	BELIZE.....	9,394	47,912
	BERMUDA.....	20,148	92,194
	BRAZIL.....	3,500	53,644
	CAYMAN ISLANDS.....	7,050	46,230
	DOMINICA.....	2,317	11,705
	GRENADA.....	7,656	36,522
	GUYANA.....	10,620	59,681
	ITALY.....	53,450	432,741
	JAMAICA.....	61,680	299,054
	MEXICO.....	17,646	156,674
	NETHERLAND ANTIL. EXC ARUBA.....	55,741	344,585
	ST. LUCIA.....	5,710	28,877
	ST. CHRISTOPHER-NEVIS.....	9,607	50,939
	ST. VINCENT & THE GRENADINES.....	3,410	18,650
	SURINAME.....	566	2,501
	TRINIDAD & TOBAGO.....	31,754	159,064
3307100000	PRE-SHAVE, SHAVING OR AFTER-SHAVE PREPARATIONS X		24,737
	ARUBA.....		2,706
	GUADELOUPE.....		5,075
	TRINIDAD & TOBAGO.....		16,956
3307200000	PERSONAL DEODORANTS AND ANTIPERSPIRANTS X		589,444
	ARUBA.....		11,682
	BARBADOS.....		4,268
	DOMINICAN REPUBLIC.....		503,876
	EL SALVADOR.....		2,808
	GUATEMALA.....		5,572
	NETHERLAND ANTIL. EXC ARUBA.....		3,269
	ST. CHRISTOPHER-NEVIS.....		3,058
	ST. VINCENT & THE GRENADINES.....		4,532
	TRINIDAD & TOBAGO.....		39,479
	URUGUAY.....		10,920
3307300000	PERFUMED BATH SALTS AND OTHER BATH PREPARATIONS KG	3,665	11,450
	MARTINIQUE.....	3,665	11,450
3307490000	PREPARATIONS FOR PERFUMING/DEODORIZING ROOMS KG	21,372	74,110
	ARUBA.....	8,197	57,000
	PANAMA.....	13,175	17,110
3307900000	PERFUMERY, COSMETIC OR TOILET PREPARATIONS, NESOI X		1,132,790
	CANADA.....		484,025
	DOMINICAN REPUBLIC.....		200,360
	JAPAN.....		52,951
	MEXICO.....		13,921
	PANAMA.....		75,109
	SWITZERLAND.....		64,357
	UNITED KINGDOM OF GT BRITAIN.....		45,131
	VENEZUELA.....		216,936
	SOAP, ORGANIC SURFACE-ACTIVE AGENTS, WASHING PREPARATIONS, LUBRICATING PREPARATIONS, ARTIFICIAL WAXES, PREPARED WAXES, POLISHING OR SCOURING PREPARATIONS, CANDLES AND SIMILAR ARTICLES, MODELING PASTES, DENTAL WAXES AND DENTAL PREPARATIONS WITH A BASIS OF PLASTER..... TOTAL		2,665,437
3401110000	SOAP & OTH ORGANIC SURF ACT PROD, TOILET USE, BARS KG	71,613	497,501
	DOMINICAN REPUBLIC.....	55,282	477,907
	PHILIPPINES.....	16,331	19,594
3401190000	SOAP & OTH ORGN SURF ACT PROD NOT TOILET USE, BARS KG	25,533	45,116
	DOMINICAN REPUBLIC.....	25,533	45,116
3401200000	SOAP IN OTHER FORMS KG	2,240	13,852
	COSTA RICA.....	197	8,280
	GUATEMALA.....	2,043	5,572
3402195000	ORGANIC SURF ACT AGENTS, OTHER, NOT AROMATIC KG	7,257	10,400
	DOMINICAN REPUBLIC.....	7,257	10,400
3402201000	PREP FOR RETAIL SALE, CONT AROMATIC SURF ACT AGENT KG	22,664	6,924
	DOMINICAN REPUBLIC.....	22,664	6,924

TABLE 5 - EXPORTS OF MERCHANDISE FROM PUERTO RICO TO FOREIGN COUNTRIES,
BY COMMODITY AND COUNTRY OF DESTINATION: FISCAL YEAR 1999

COMM-CODE	COMMODITY AND UNIT OF QUANTITY	QUANTITY	VALUE-\$
3402205000	PREP FOR RETAIL SALE,NOT CONT AROMATIC SURF ACT AG NETHERLAND ANTIL. EXC ARUBA.....	KG 2,586	9,900 9,900
3402901000	SYNTHETIC DETERGENTS DOMINICAN REPUBLIC.....	KG 12,068	51,425 51,425
3402905010	CLEANING PREPARATIONS CHINA,PEOPLE'S REP. (MAINLAND).....	KG 6,841	43,340 38,098
3402905030	DOMINICAN REPUBLIC..... CLEANING PREPARATIONS	471 KG	5,244 1,812,344
	ANGUILLA.....	40,871	12,975
	ANTIGUA.....	151,153	29,727
	ARUBA.....	708,014	192,248
	BAHAMAS.....	805	5,581
	BARBADOS.....	512,935	220,382
	BRITISH VIRGIN ISLANDS.....	194,585	52,081
	DOMINICA.....	81,920	15,074
	DOMINICAN REPUBLIC.....	190,152	175,587
	EL SALVADOR.....	1,010	80,210
	GRENADA.....	1,040	6,185
	GUADELOUPE.....	19,386	3,575
	JAMAICA.....	699,801	210,012
	MONTSERRAT.....	67,478	26,858
	NETHERLAND ANTIL. EXC ARUBA.....	1,774,407	678,318
	PHILIPPINES.....	59,771	29,250
	ST.CHRISTOPHER-NEVIS.....	28,613	9,072
	TRINIDAD & TOBAGO.....	90,973	67,249
3402905050	SURFACE-ACT PREP, NOT AROMATIC,NOT MODIFIED AROM DOMINICAN REPUBLIC.....	KG 1,633	11,403 11,403
3403190000	LUBRICATING PREPS CONT PETROLEUM OIL FR BITUMINOUS DOMINICAN REPUBLIC.....	KG 19,159	22,080 22,080
3403910000	PREP, TREATMENT OF TEXT,FURSKIN ETC EXC CONT PETRO DOMINICAN REPUBLIC.....	KG 1,627	2,996 2,996
3403990000	LUBRICATING PREPS,NOT CONT PETROLEUM OILS,NESOI BRAZIL.....	KG 34,585	70,355 48,275
3404200000	DOMINICAN REPUBLIC..... ARTIFICIAL WAXES OF POLYETHYLENE GLYCOL	19,159 KG	22,080 22,400
3404900000	BRAZIL..... ARTIFICIAL WAXES AND PREPARED WAXES, NESOI	8,000 KG	22,400 8,368
3405100000	NETHERLAND ANTIL. EXC ARUBA..... POLISHES,CREAMS,PREPARATIONS FOR FOOTWEAR ORLEATHR	720 X	8,368 5,402
3405900000	DOMINICAN REPUBLIC..... POLISHES AND CREAMS ETC, NESOI	5,402 X	5,402 6,471
3406000000	CAYMAN ISLANDS..... CANDLES, TAPERS AND THE LIKE	6,471 KG	6,471 5,075
3407004000	GUADELOUPE..... PREP OF DENTAL WAX/DENTAL IMPRESSION COMPOUNDS ETC	1,244 KG	5,075 20,085
	NETHERLAND ANTIL. EXC ARUBA.....	4,010	20,085
	ALBUMINOIDAL SUBSTANCES;MODIFIED STARCHES; GLUES; ENZYMES.....	TOTAL	640,959 5,988,775
3502110000	EGG ALBUMIN, DRIED TRINIDAD & TOBAGO.....	KG 19,876	11,546 11,546
3503006000	GELATIN; GLUE ANIMAL ORIGIN, EXC CAESIN GLUE,NESOI REPUBLIC OF KOREA.....	KG 9,193	55,000 55,000
3504001000	PROTEIN ISOLATES DOMINICAN REPUBLIC.....	KG 20,020	120,248 48,060
	SWITZERLAND.....	20,000	48,060
	UNITED KINGDOM OF GT BRITAIN.....	15	50,000
3505200000	GLUES BASED ON STARCHES BRITISH VIRGIN ISLANDS.....	KG 11,519	7,579 2,829
	DOMINICAN REPUBLIC.....	11,499	2,829
3506100000	PROD USE AS GLUE/ADHESIVE, FOR SALE, NT WT <= 1 KG AUSTRALIAN ISLANDS.....	KG 108,022	3,390,274 4,903
	AUSTRIA.....	107	4,903
	BRAZIL.....	396	31,198
	CHILE.....	1,270	8,174
	CHINA,PEOPLE'S REP. (MAINLAND).....	672	30,198
	COSTA RICA.....	4,687	50,591
	DOMINICAN REPUBLIC.....	6,644	480,553
	FRANCE.....	17,223	52,560
	GERMANY.....	389	34,232
		396	57,666

TABLE 5 - EXPORTS OF MERCHANDISE FROM PUERTO RICO TO FOREIGN COUNTRIES,
BY COMMODITY AND COUNTRY OF DESTINATION: FISCAL YEAR 1999

COMM-CODE	COMMODITY AND UNIT OF QUANTITY	QUANTITY	VALUE-\$
	HUNGARY.....	58	8,362
	INDONESIA.....	104	3,724
	ITALY.....	78	15,648
	JAPAN.....	57,584	1,724,715
	MEXICO.....	13,900	564,512
	NETHERLAND ANTIL EXC ARUBA.....	700	3,050
	SINGAPORE.....	1,236	65,437
	SPAIN.....	156	9,539
	SWITZERLAND.....	16	4,860
	THAILAND.....	864	71,754
	UNITED KINGDOM OF GT BRITAIN.....	884	123,483
	VENEZUELA.....	880	37,117
3506910000	ADHESIVES BASED ON RUBBER, FOR SALE, NET WT <=1 KG KG	41,392	1,109,139
	AUSTRIA.....	300	20,571
	CHILE.....	450	20,504
	CHINA (TAIWAN).....	200	8,472
	COLOMBIA.....	800	82,400
	COSTA RICA.....	2,150	233,942
	DENMARK.....	138	23,948
	DOMINICAN REPUBLIC.....	21,945	43,871
	GERMANY.....	181	35,268
	HONG KONG.....	243	10,867
	ITALY.....	55	5,222
	JAPAN.....	9,295	294,032
	SINGAPORE.....	509	32,883
	UNITED KINGDOM OF GT BRITAIN.....	85	4,904
	VENEZUELA.....	5,041	312,255
3506990000	ADHESIVES, FOR RETAIL SALE, NET WT <=1 KG NESOI KG	423,762	1,089,648
	COSTA RICA.....	357	4,608
	DENMARK.....	3	3,395
	DOMINICA.....	5,348	11,635
	DOMINICAN REPUBLIC.....	350,695	624,616
	EL SALVADOR.....	6,104	16,830
	FRANCE.....	186	33,775
	GERMANY.....	89	10,369
	GUATEMALA.....	12,572	23,141
	HONDURAS.....	2,942	5,591
	ITALY.....	39	3,718
	JAPAN.....	8,339	233,407
	MEXICO.....	6	7,020
	PANAMA.....	35,777	77,856
	SINGAPORE.....	103	13,370
	ST.VINCENT & THE GRENADINES.....	83	3,072
	TRINIDAD & TOBAGO.....	1,113	3,684
	UNITED KINGDOM OF GT BRITAIN.....	8	13,761
3507902000	PENCILLIN G AMIDASE KG	17	20,619
	UNITED KINGDOM OF GT BRITAIN.....	17	20,619
3507907000	ENZYMES AND PREPARED ENZYMES, NESOI KG	7,358	164,724
	GERMANY.....	7,358	149,460
	UNITED KINGDOM OF GT BRITAIN.....	8	15,324
	EXPLOSIVES; PYROTECHNIC PRODUCTS; MATCHES; PYROPHORIC ALLOYS; CERTAIN COMBUSTIBLE PREPARATIONS..... TOTAL		169,618
3606100000	LIQUID FUEL IN CONT FOR LIGHTERS NT EXCEED 300 CM3 NO	192,073	144,054
	ITALY.....	12,094	9,070
	JAPAN.....	179,979	134,984
3606900000	FERROCERIUM; ARTICLE COMBUST MATER NOTE 2 CHP 38 KG	37,951	25,564
	DOMINICAN REPUBLIC.....	37,951	25,564
	PHOTOGRAPHIC OR CINEMATOGRAPHIC GOODS..... TOTAL		2,006,795
3701100030	XRAY FILM FOR MEDICAL, OTHER THAN DENTAL IN FLAT M2	2,320	19,548
	BRITISH VIRGIN ISLANDS.....	322	2,710
	ST.CHRISTOPHER-NEVIS.....	1,998	16,838
3701200000	INSTANT PRINT FILM NO	25,100	35,958
	DOMINICAN REPUBLIC.....	25,100	35,958
3701300000	OTH PLATES & FILM, WITH ANY SIDE EXCEEDING 255 MM M2	50,119	129,720
	JAPAN.....	50,119	129,720

TABLE 5 - EXPORTS OF MERCHANDISE FROM PUERTO RICO TO FOREIGN COUNTRIES,
BY COMMODITY AND COUNTRY OF DESTINATION: FISCAL YEAR 1999

COMM-CODE	COMMODITY AND UNIT OF QUANTITY	QUANTITY	VALUE-\$
3702100030	X-RAY FILM IN ROLLS FOR MEDICAL, OTHER THAN DENTAL BRITISH VIRGIN ISLANDS.....	M2 4,560	9,320
3702100060	X-RAY FILM IN ROLLS, EXCEPT FOR MEDICAL & DENTAL DOMINICAN REPUBLIC.....	M2 27,666	166,942
3702200000	INSTANT PRINT FILM IN ROLLS CHINA (TAIWAN).....	M2 46,795	46,793
	JAPAN.....	2,803	2,802
3702310000	OTH FILM W/O PERFORATIONS, NT OV 105MM,COLOR PHOTO DOMINICAN REPUBLIC.....	NO 82,501	370,104
3702320060	OTHER FILM WITH SILVER HALIDE EMULSION, ROLLS, NES DOMINICAN REPUBLIC.....	M2 24,408	73,085
3702390000	OTH FILM W/O PERFORATIONS,NT OV 105MM,IN ROLLS DOMINICAN REPUBLIC.....	M2 9,071	35,000
3702510000	FLM, CLR PHOTO,NT OV 16MM & NT OV 14M IN LENGTH DOMINICAN REPUBLIC.....	NO 2,761	143,065
3702910000	FLM, CLR PHOTO, NOT OVER 16MM & NOT OVER 14 M ARUBA.....	NO 11,029	151,148
	BARBADOS.....	1,037	9,753
	CAYMAN ISLANDS.....	3,394	38,150
	HAITI.....	348	12,526
	JAMAICA.....	450	8,325
	NETHERLAND ANTIL. EXC ARUBA.....	3,150	43,968
	TRINIDAD & TOBAGO.....	1,100	9,994
3703106000	PHOTO PAPER, IN ROLLS OVER 610MM, UNEXPOSED,NESOI DOMINICAN REPUBLIC.....	M2 3,786	25,439
3703906000	PHOTO PAPER,PAPERBOARD&TEXT SENSITIZE, UNEXP,NESOI DOMINICAN REPUBLIC.....	M2 3,786	25,439
3705205000	PHOTO PLATE & FILM, EXPOS & DEVL, MICROFILM, NESOI DOMINICAN REPUBLIC.....	X 368	28,214
3705900000	PHOTO PLATES & FILM, EXPOS & DEVL, NESOI BELGIUM.....	X 4,133	11,784
3706103000	SOUND RECORDING,MOTION PICT FLM,FOR EXHIBIT,> 35MM SPAIN.....	M 10	4,500
3707100090	CHEMICAL SENSITIZING EMULSIONS FOR PHOTO USE,NESOI JAPAN.....	KG 157	36,309
3707900000	CHEM PREP,PHOTO USE, MEAS/RTL SALE, NESOI DOMINICAN REPUBLIC.....	KG 46,955	715,733
	UNITED KINGDOM OF GT BRITAIN.....	46,913	671,738
	42	43,995	
	MISCELLANEOUS CHEMICAL PRODUCTS..... TOTAL	5,728,879	240,083,639
3803000000	TALL OIL, WHETHER OR NOT REFINED DOMINICAN REPUBLIC.....	KG 38,636	80,585
	NETHERLAND ANTIL. EXC ARUBA.....	9,284	12,104
3808100000	INSECTICIDES DOMINICA.....	KG 29,374	68,481
	GRENADA.....	54,806	316,105
	GUYANA.....	423	6,602
	JAMAICA.....	30	12,322
	MONTSERRAT.....	4,570	25,300
	NETHERLAND ANTIL. EXC ARUBA.....	22,006	68,861
	ST. LUCIA.....	432	17,700
	ST.CHRISTOPHER-NEVIS.....	6,167	52,839
	ST.VINCENT & THE GRENADINES.....	2,164	10,740
	SURINAME.....	13	2,563
	TRINIDAD & TOBAGO.....	385	20,945
3808200000	FUNGICIDES DOMINICAN REPUBLIC.....	KG 7,324	166,877
3808300000	HERBICIDES, ANTISPROUTING PRODUCTS & PLT-GRWTH REG BRAZIL.....	KG 195,744	28,377,544
	COLOMBIA.....	27,000	4,278,150
	FRANCE.....	305	40,200
	HAITI.....	154,436	22,054,079
	JAMAICA.....	165	3,500
	JAPAN.....	1,058	5,484
	MEXICO.....	12,591	1,965,365
3808400000	DISINFECTANTS BRITISH VIRGIN ISLANDS.....	KG 319	2,752
3808900000	RODENTICIDES AND SIMILAR PRODUCTS, FOR RETAIL SALE GUYANA.....	KG 5,410	59,305
	JAMAICA.....	324	10,060
	468	6,696	

TABLE 5 - EXPORTS OF MERCHANDISE FROM PUERTO RICO TO FOREIGN COUNTRIES,
BY COMMODITY AND COUNTRY OF DESTINATION: FISCAL YEAR 1999

COMM-CODE	COMMODITY AND UNIT OF QUANTITY	QUANTITY	VALUE-\$
	NETHERLAND ANTIL. EXC ARUBA.....	188	7,164
	SURINAME.....	3,044	9,461
	TRINIDAD & TOBAGO.....	1,388	25,824
3810900000	FLUXES & OTH AUXILIARY PREP, SOLDERING, ETC, NESOI KG	1,010	17,694
	DOMINICAN REPUBLIC.....	1,010	17,694
3811210000	ADDITIVE FOR LUB OIL CONT PETRO/BITUMINOUS MINRL KG	11,154	55,000
	ARGENTINA.....	3,629	5,000
	SPAIN.....	7,525	50,000
3811290000	ADD FOR LUB OILS, EX THOSE WITH PETROL OIL ETC KG	40,228	22,627
	DOMINICAN REPUBLIC.....	40,228	22,627
3812300000	ANTIOXIDIZING PREP & OTH COMPND, FOR RUBBER/PLASTIC KG	17,828	10,000
	PANAMA.....	17,828	10,000
3816000010	REFRACTORY CEMENTS, MORTARS, CONCRETES OF CLAY KG	40,343	26,786
	ARUBA.....	40,343	26,786
3816000050	REFRACTORY CEMENTS, MORTARS, EXC OF 3801, NESOI KG	8,864	11,285
	DOMINICAN REPUBLIC.....	8,864	11,285
3818000000	CHEM ELEM DOPED, USED IN ELECTRON, DISCS WAFERS ET KG	342	174,715
	IRELAND.....	67	124,000
	NETHERLAND ANTIL. EXC ARUBA.....	110	7,926
	UNITED KINGDOM OF GT BRITAIN.....	165	42,789
3820000000	ANTIFREEZING PREP & PREPARED DEICING FLUIDS KG	6,001	92,988
	GERMANY.....	6,001	92,988
3821000000	PREPARED CULTURA MEDIA FOR DEVEL OF MICROORGANISMS KG	2,042	83,799
	BELGIUM.....	680	48,811
	GERMANY.....	1,273	30,125
3822000000	REPUBLIC OF KOREA.....	89	4,863
	COMPOSITE DIAGNOSTIC/LAB REAGENTS, EXC 3002/3006 KG	2,913,275	184,319,947
	AUSTRALIAN ISLANDS.....	4,114	2,242,959
	AUSTRIA.....	9,656	2,023,083
	BAHAMAS.....	16	4,267
	BARBADOS.....	103	23,115
	BELGIUM.....	508,420	14,673,746
	BULGARIA.....	43	10,425
	BURKINA.....	6	3,625
	CHILE.....	35	2,868
	CHINA (TAIWAN).....	1,290	530,976
	COLOMBIA.....	20	5,687
	CROATIA.....	2,251	440,323
	CZECH REPUBLIC.....	3,014	434,180
	DENMARK.....	5,660	1,196,127
	DOMINICAN REPUBLIC.....	18,593	934,555
	EGYPT.....	3	3,015
	FINLAND.....	8,897	3,325,368
	FRANCE.....	149,600	21,854,201
	GEORGIA.....	20	13,464
	GERMANY.....	1,769,689	68,047,146
	GREECE.....	1,805	334,650
	HONG KONG.....	1,082	450,080
	HUNGARY.....	85	286,486
	IRELAND.....	736	108,665
	ISRAEL.....	14	4,158
	ITALY.....	129,482	17,790,436
	JAMAICA.....	452	34,299
	JAPAN.....	24,994	5,070,302
	LATVIA.....	48	17,600
	LEBANON.....	59	9,750
	LITHUANIA.....	157	34,040
	MEXICO.....	1,421	221,262
	NETHERLAND ANTIL. EXC ARUBA.....	144	3,060
	NETHERLANDS.....	136,949	2,334,579
	NEW ZEALAND ISLANDS.....	1,478	492,556
	POLAND.....	12,001	1,704,808
	PORTUGAL.....	6,121	878,332
	RUSSIA.....	1,970	369,241
	SINGAPORE.....	4,585	1,642,442
	SLOVAK REPUBLIC(SLOVAKIA).....	904	497,932
	SLOVENIA.....	655	97,297
	SPAIN.....	42,610	4,471,817
	SWEDEN.....	10,999	2,831,381
	SWITZERLAND.....	2,894	840,136
	THAILAND.....	23	5,757

TABLE 5 - EXPORTS OF MERCHANDISE FROM PUERTO RICO TO FOREIGN COUNTRIES,
BY COMMODITY AND COUNTRY OF DESTINATION: FISCAL YEAR 1999

COMM-CODE	COMMODITY AND UNIT OF QUANTITY	QUANTITY	VALUE-\$
	UNITED ARAB EMIRATES.....	7,058	168,212
	UNITED KINGDOM OF GT BRITAIN.....	43,211	7,851,520
3824300000	NONAGGLOMERATED METAL CARBIDE MIXED W METALLIC ETC KG	29,877	50,191
	DOMINICAN REPUBLIC.....	29,877	50,191
3824400000	PREPARED ADDITIVES FOR CEMENTS, MORTARS/CONCRETES KG	216,383	160,908
	DOMINICAN REPUBLIC.....	63,976	42,805
	HONDURAS.....	79,375	37,303
	PANAMA.....	73,032	81,000
3824710000	ACYCLIC DERIV PERHALOGENATED W FLUORINE & CHLORINE KG	43	6,540
	JAPAN.....	43	6,540
3824790000	ACYCLIC PERHALOGENATED DERIVATIVES, NESOI KG	58	13,061
	JAPAN.....	58	13,061
3824904000	FATTY SUBST OF ANIMAL/VEGETABLE ORGIN MIXTURES KG	10,109	222,255
	FRANCE.....	9,640	14,056
	ITALY.....	283	101,378
	UNITED KINGDOM OF GT BRITAIN.....	188	106,821
3824904795	MIXTURES OF HALOGENATED HYDROCARBONS, NESOI KG	179,635	1,152,830
	CHINA (TAIWAN).....	40	45,846
	JAPAN.....	129,423	691,406
	SINGAPORE.....	12	12,470
	UNITED KINGDOM OF GT BRITAIN.....	50,180	403,108
3824909040	MIXTURES, ACYCLIC, MONOHYDRIC, UNSUBST ALCH, NESOI KG	66,316	76,308
	AUSTRALIAN ISLANDS.....	9,100	10,470
	BRAZIL.....	18,227	20,973
	CHINA,PEOPLE'S REP. (MAINLAND).....	4,219	4,855
	ISRAEL.....	5,238	6,027
	JAPAN.....	26,523	30,521
	NEW ZEALAND ISLANDS.....	3,009	3,482
3824909060	CHEM PRODUCTS & PREP OF CHEM/ALLIED INDUSTRY,NESOI KG	1,883,330	24,583,537
	AUSTRALIAN ISLANDS.....	1	3,600
	BAHRAIN.....	1	3,276
	BARBADOS.....	103,590	692,292
	BRAZIL.....	39,428	552,624
	CANADA.....	142	3,797
	CHINA (TAIWAN).....	68,440	550,920
	DOMINICAN REPUBLIC.....	7,602	36,764
	GERMANY.....	31,229	322,521
	GREECE.....	14,186	168,362
	HONG KONG.....	53,680	341,845
	HUNGARY.....	45,149	821,724
	INDIA.....	20,408	87,401
	JAMAICA.....	28,202	54,724
	JAPAN.....	598,872	7,211,354
	MALAYSIA.....	1,297	9,653
	MEXICO.....	42,903	312,302
	MOROCCO.....	12,076	79,346
	NEW ZEALAND ISLANDS.....	16,242	131,457
	POLAND.....	197,348	1,467,318
	REPUBLIC OF KOREA.....	12,485	151,938
	SINGAPORE.....	59,659	1,330,726
	SWITZERLAND.....	63	9,200
	THAILAND.....	2,742	23,890
	TRINIDAD & TOBAGO.....	46,508	65,959
	TURKEY.....	8,138	113,652
	UNITED KINGDOM OF GT BRITAIN.....	472,941	10,036,892
	PLASTICS AND ARTICLES THEREOF; RUBBER AND ARTICLES THEREOF..... TOTAL		32,594,432
	PLASTICS AND ARTICLES THEREOF..... TOTAL		29,100,842
3901100010	LINEAR LOW DENSITY POLYETHYLENE,SPEC GRAV < 0.94 KG	113,219	100,730
	BARBADOS.....	54,432	70,164
	COLOMBIA.....	18,787	5,874
	DOMINICAN REPUBLIC.....	40,000	24,692
3901100020	LOW DENSITY POLYETHYLENE,EXCEPT LINEAR,SP GR <0.94 KG	362,341	269,270
	DOMINICAN REPUBLIC.....	263,464	200,276
	HAITI.....	35,003	29,321
	TRINIDAD & TOBAGO.....	63,874	39,673
3901200000	POLYETHYLENE HAVING A SPEC GRAVITY OF 0.94 OR MORE KG	56,171	52,837
	DOMINICAN REPUBLIC.....	32,960	34,034

TABLE 5 - EXPORTS OF MERCHANDISE FROM PUERTO RICO TO FOREIGN COUNTRIES,
BY COMMODITY AND COUNTRY OF DESTINATION: FISCAL YEAR 1999

COMM-CODE	COMMODITY AND UNIT OF QUANTITY	QUANTITY	VALUE\$
	TRINIDAD @ TOBAGO.....	23,211	18,803
3901909000	POLYMERS OF ETHYLENE IN PRIMARY FORM, NESOI KG	12,723	25,410
	DOMINICAN REPUBLIC.....	12,723	25,410
3902100000	POLYPROPYLENE KG	225,332	291,841
	DOMINICAN REPUBLIC.....	225,332	291,841
3902900050	POLYMERS OF PROPYLENE/OTHR OLEFINS PRIM FORM, NESOI KG	2,685	2,850
	DOMINICAN REPUBLIC.....	2,685	2,850
3903190000	POLYSTYRENE, NESOI KG	11,759	20,498
	DOMINICAN REPUBLIC.....	2,687	9,488
	TRINIDAD @ TOBAGO.....	9,072	11,010
3903300000	ACRYLONITRILE-BUTADIENE-STYRENE (ABS) COPOLYMERS KG	5,065	10,320
	DOMINICAN REPUBLIC.....	5,065	10,320
3903900000	POLYMERS OF STYRENE, IN PRIMARY FORMS, NESOI KG	25,898	13,500
	DOMINICAN REPUBLIC.....	9,696	10,500
	HONG KONG.....	16,202	3,000
3904100000	POLYVINYL CHLORIDE, NOT MIXED WITH ANY OTH SUBSTANC KG	41,882	53,806
	COLOMBIA.....	21,072	12,226
	DOMINICAN REPUBLIC.....	20,820	41,580
3904220000	OTHER POLYMERS OF POLYVINYL CHLORIDE, PLASTICIZED KG	11,786	24,722
	DOMINICAN REPUBLIC.....	11,786	24,722
3904610000	POLYTETRAFLUOROETHYLENE (PTFE) KG	136	3,611
	CHINA, PEOPLE'S REP. (MAINLAND).....	136	3,611
3904900000	POLYMERS OF OTH HALOG OLEFINS, PRIMARY FORM, NESOI KG	41,617	49,575
	PANAMA.....	38,328	20,515
	REPUBLIC OF KOREA.....	3,289	29,060
3905190000	POLYMERS OF VINYL ACETATE, NOT IN AQUEOUS DISPERS KG	44,905	15,297
	CHINA (TAIWAN).....	44,905	15,297
3905998000	OTHER VINYL POLYMERS IN PRIMARY FORMS, NESOI KG	2,995	3,836
	TRINIDAD @ TOBAGO.....	2,995	3,836
3906100000	POLYMETHYL METHACRYLATE KG	8,133	102,201
	GERMANY.....	8,133	102,201
3906906000	OTHER ACRYLIC POLYMERS IN PRIMARY FORMS, NESOI KG	483,547	487,600
	DOMINICAN REPUBLIC.....	76,794	87,831
	EL SALVADOR.....	139,863	126,609
	HAITI.....	140,809	136,843
	HONG KONG.....	40,034	39,652
	JAMAICA.....	52,685	54,420
	TRINIDAD @ TOBAGO.....	33,562	42,445
3907200000	OTHER POLYETHERS KG	17,418	36,960
	DOMINICAN REPUBLIC.....	17,418	36,960
3907300000	EPOXIDE RESINS KG	54,299	137,000
	DOMINICAN REPUBLIC.....	53,887	119,000
	JAPAN.....	412	18,000
3907910000	OTHER POLYESTERS, UNSATURATED KG	114,418	216,557
	BRAZIL.....	99,834	152,060
	CHINA, PEOPLE'S REP. (MAINLAND).....	9,719	55,933
	COLOMBIA.....	4,865	8,564
3907990000	OTHER POLYESTERS, SATURATED KG	7,968	13,674
	COLOMBIA.....	7,968	13,674
3908100000	POLYAMIDE-6, -11, -12, -6,6, -6,9, -6,10 OR -6,12 KG	35,471	37,328
	JAMAICA.....	35,471	37,328
3908907000	OTHER POLYAMIDES IN PRIMARY FORMS KG	70,357	55,485
	CHINA, PEOPLE'S REP. (MAINLAND).....	14,175	30,000
	HONG KONG.....	56,182	25,485
3909100000	UREA RESINS, THIOUREA RESINS KG	259,247	104,515
	DOMINICAN REPUBLIC.....	259,247	104,515
3909508000	POLYURETHANES, EXCEPT ELASTOMERIC KG	1,987	10,009
	CHINA, PEOPLE'S REP. (MAINLAND).....	1,987	10,009
3910000000	SILICONES IN PRIMARY FORMS KG	5,077	93,494
	AUSTRIA.....	60	7,684
	COSTA RICA.....	482	5,742
	DOMINICAN REPUBLIC.....	3,560	29,532
	GERMANY.....	167	24,794
	JAPAN.....	547	13,729
	SPAIN.....	241	12,013
3911901000	OTHER ELASTOMERIC RESINS NESOI KG	18,869	66,792
	DOMINICAN REPUBLIC.....	18,869	66,792
3911906000	POLYSULFIDES, POLYSULFONES, & OTH PROD, NESOI KG	79,817	134,983
	DOMINICAN REPUBLIC.....	79,817	134,983
3913908000	NATURAL POLYMERS & MODIF NAT POLYMRS, PRIM FM, NESOI KG	12,956	32,186
	DOMINICAN REPUBLIC.....	11,958	25,410

TABLE 5 - EXPORTS OF MERCHANDISE FROM PUERTO RICO TO FOREIGN COUNTRIES,
BY COMMODITY AND COUNTRY OF DESTINATION: FISCAL YEAR 1999

COMM-CODE	COMMODITY AND UNIT OF QUANTITY	QUANTITY	VALUE-\$
	IRELAND.....	998	6,776
3915300000	WASTE, PARINGS, SCRAP, OF PLAS, OF POLYMRS VINL CHLORI	KG	1,460,755
	DOMINICAN REPUBLIC.....		562,532
3915900090	OTHER PLASTICS OTHER THAN PET PLASTICS	KG	36,065
	DOMINICAN REPUBLIC.....		33,377
	HONG KONG.....		18,137
3916100000	RODS, STICKS & PROFILE SHAPE, OF POLYMRS OF ETHYLENE	KG	36,050
	CHINA (TAIWAN).....		15
	DOMINICAN REPUBLIC.....		15,240
	GERMANY.....		36,710
	UNITED KINGDOM OF GT BRITAIN.....		1,443,974
3916200000	RODS, STICKS & PROFILE SHAPES, OF POLYMR VIN CHLORID	KG	2,148
	DOMINICAN REPUBLIC.....		28,265
3916901000	RODS, STICKS, & PROFILE SHAPES, OF ACRYLIC POLYMERS	KG	10,410
	DOMINICAN REPUBLIC.....		20,790
3916906000	MONOFILAMENTS, CROSS-SECTION >1MM, ROD, ETC, NESOI	KG	8
	DOMINICAN REPUBLIC.....		11,392
3917100000	ART GUTS, SAUSAGE CASING, HARDEN PROTEIN/CELLULOS	KG	24,144
	PANAMA.....		1,383,527
3917210000	TUBES, PIPES & HOSES, RIGID, OF POLYMRS OF ETHYLENE	KG	324,534
	JAMAICA.....		644,499
3917230000	TUBES, PIPES & HOSES, OF POLYMER OF VINYL CHLORIDE	KG	324,534
	ANGUILLA.....		543,160
	BRITISH VIRGIN ISLANDS.....		543,160
	DOMINICA.....		45,335
	DOMINICAN REPUBLIC.....		1,426,207
	GUADELOUPE.....		45,335
	GUATEMALA.....		17,630
	NETHERLAND ANTIL. EXC ARUBA.....		51,567
	ST. CHRISTOPHER-NEVIS.....		51,567
3917290090	TUBES, PIPES & HOSES, RIGID, OF PLASTIC, NESOI >=200MM	KG	17,630
	NETHERLAND ANTIL. EXC ARUBA.....		21,413
3917320000	TUBES ETC, NT REINFORCED OR COMBINED, NESOI	KG	19,013
	PANAMA.....		21,413
3917390000	TUBES, PIPES & HOSES, NESOI	KG	300,170
	DOMINICAN REPUBLIC.....		381,641
3917400000	FITTINGS FOR TUBES, PIPES & HOSES, OF PLASTIC	KG	2,234
	ANGUILLA.....		3,042
	DOMINICAN REPUBLIC.....		14,101
	GUATEMALA.....		24,302
	HAITI.....		10,491
	PANAMA.....		11,840
	ST. CHRISTOPHER-NEVIS.....		18,679
3918101000	VINYL TILE, WHETHER OR NOT SELF-ADHESIVE	M2	4,236
	MEXICO.....		10,276
	MONTSEERRAT.....		231,067
	NETHERLAND ANTIL. EXC ARUBA.....		257,538
	ST. CHRISTOPHER-NEVIS.....		2,350
3919101000	SELF-ADHES PLATES, ETC, ROLS <=20CM, LIGT REF, GLAS GR	X	17,012
	DOMINICAN REPUBLIC.....		25,734
3919102010	FILAMENT REINFORCED TAPE	M2	4,855
	DOMINICAN REPUBLIC.....		18,039
3919102020	ELECTRICAL TAPE	M2	4,890
	DOMINICAN REPUBLIC.....		15,381
3919102055	SELF-ADHS PLATE, SHEET, TAPE, ETC, PLTS, RL <=20CM, NESOI	M2	65
	BRITISH VIRGIN ISLANDS.....		2,658
3919901000	SELF-ADHES PLATES, SHEET, ETC, LIGHT REFL, GLASS GRAIN	KG	11,053
	HONG KONG.....		24,394
3919905060	SELF-ADHS PLATE, SHEET, TAPE, ETC, OF PLASTICS, NESOI	M2	10,886
	DOMINICAN REPUBLIC.....		21,000
3920100000	PLATES, SHEETS, ETC, NONCELL, NOT REINF, POLM ETHYLENE	KG	167
	DOMINICA.....		3,394
3920200000	PLATES, SHEETS, ETC, NONCELL, NOT REIN, POLM PROPYLENE	KG	22,738
	DOMINICAN REPUBLIC.....		45,500
	GERMANY.....		22,738
	ITALY.....		45,500
3920410000	PLATES, SHEETS, ETC, NONCELL, NT REIN, POLM VY CHL, RIGD	KG	94,764
	DOMINICAN REPUBLIC.....		204,480

TABLE 5 - EXPORTS OF MERCHANDISE FROM PUERTO RICO TO FOREIGN COUNTRIES,
BY COMMODITY AND COUNTRY OF DESTINATION: FISCAL YEAR 1999

COMM-CODE	COMMODITY AND UNIT OF QUANTITY	QUANTITY	VALUE-\$
3920420000	PLATES,SHEETS,ETC,NONCELL,NT REIN,POLM VY CHL,FLEX KG	41,047	91,731
	DOMINICAN REPUBLIC.....	40,879	87,445
	JAPAN.....	168	4,286
3920510000	PLATE,ETC,NONCELL,NT REIN, POLYMETHYL METHACRYLATE KG	2,995	44,219
	BRITISH VIRGIN ISLANDS.....	2,232	15,352
	NETHERLANDS.....	763	28,867
3920610000	PLATES,ETC,NONCEL,N REIN,OF POLYCARBONATES KG	22,982	954,466
	MEXICO.....	22,982	954,466
3920620000	PLATES,ETC,NONCEL,N REIN,POLYETHYLENE TEREPHTHALATE KG	2,848	95,952
	COLOMBIA.....	2,780	92,577
	UNITED KINGDOM OF GT BRITAIN.....	68	3,375
3920690000	PLATES,ETC,NONCEL,N REIN,OF OTHER POLYESTERS,NESOI KG	1,808	27,941
	DOMINICAN REPUBLIC.....	198	21,092
	ITALY.....	1,410	6,849
3920710000	PLATES,ETC,NONCEL,N REIN,OF REGENERATED CELLULOSE KG	10,568	18,000
	COSTA RICA.....	10,568	18,000
3920820000	PLATES,ETS,NONCEL,N REIN,OF POLYAMIDES KG	455	7,420
	CANADA.....	455	7,420
3920990000	PLATES,FOIL,NONCELL, NT REIN,OF OTH PLASTIC, NESOI KG	9,844	49,828
	DOMINICAN REPUBLIC.....	3,491	41,508
	ST.CHRISTOPHER-NEVIS.....	6,290	4,656
	UNITED KINGDOM OF GT BRITAIN.....	63	3,664
3921130000	PLATES,SHEETS,ETC, & STRIP,CELL OF POLYURETHANES X		141,318
	ANTIGUA.....		7,752
	DOMINICAN REPUBLIC.....		128,480
	ST.CHRISTOPHER-NEVIS.....		7,086
3921190000	PLATES,SHEETS,FILM,FOIL & STRIP,CELL,OF OTH PLAST KG	2,521	194,617
	DOMINICAN REPUBLIC.....	473	61,167
	UNITED KINGDOM OF GT BRITAIN.....	2,048	133,450
3921901000	PLATES,SHEETS,ETC & STRIP,EXC CELL,COMBINED W TEXT M2	2,485	18,158
	DOMINICAN REPUBLIC.....	2,485	18,158
3921904000	PLATES,SHEETS,ETC,PLAS,EX CELL,FLEXIBLE,NESOI KG	1,751	18,828
	DOMINICAN REPUBLIC.....	170	5,383
	MEXICO.....	1,581	13,445
3921905010	HIGH PRESSURE PAPER REINFORCD DECORATIVE LAMINATES M2	13,665	119,240
	ANTIGUA.....	1,278	13,979
	BRITISH VIRGIN ISLANDS.....	4,628	29,133
	GUADELOUPE.....	1,133	13,937
	HAITI.....	1,900	10,062
	MONTSERRAT.....	426	5,400
	NETHERLAND ANTIL. EXC ARUBA.....	3,450	38,040
	ST.CHRISTOPHER-NEVIS.....	852	8,889
3921905050	PLATES,SHEETS,ETC,PLAS,EX CELL,EX FLEX,NESOI M2	325,231	277,922
	DOMINICAN REPUBLIC.....	325,231	277,922
3922900000	BIDETS,LAVATORY PANS,SIMILR SANITARY WARE,PLASTIC X		58,813
	SWEDEN.....		17,779
	TRINIDAD & TOBAGO.....		41,034
3923100000	BOXES,CASES,CRATES & SIMILAR ARTICLES,OF PLASTIC X		588,963
	BARBADOS.....		8,721
	BRITISH VIRGIN ISLANDS.....		3,051
	COSTA RICA.....		34,329
	DOMINICAN REPUBLIC.....		441,905
	EL SALVADOR.....		24,581
	FRANCE.....		3,593
	GUADELOUPE.....		3,083
	MARTINIQUE.....		8,547
	SINGAPORE.....		2,754
	UNITED KINGDOM OF GT BRITAIN.....		24,843
	VENEZUELA.....		38,566
3923210000	SACKS & BAGS(INCL CONES) OF POLYMERS OF ETHYLENE KG	57,868	137,185
	BELGIUM.....	256	3,078
	BRITISH VIRGIN ISLANDS.....	883	3,445
	DOMINICAN REPUBLIC.....	56,729	130,662
3923290000	SACKS & BAGS(INCLUDING CONES) OF OTHER PLASTICS KG	23,811	82,019
	DOMINICAN REPUBLIC.....	13,640	13,312
	JAPAN.....	1,912	8,532
	MALAYSIA.....	4,288	25,200
	SINGAPORE.....	3,971	34,975
3923300000	CARBOXS,BOTTLES,FLASKS & SIMILAR ARTICLES,OF PLAST X		11,109,051
	ARGENTINA.....		597,892
	AUSTRALIAN ISLANDS.....		3,455

TABLE 5 - EXPORTS OF MERCHANDISE FROM PUERTO RICO TO FOREIGN COUNTRIES,
BY COMMODITY AND COUNTRY OF DESTINATION: FISCAL YEAR 1989

COMM-CODE	COMMODITY AND UNIT OF QUANTITY	QUANTITY	VALUE-\$
	BARBADOS.....		964,910
	BOLIVIA.....		438,883
	BRAZIL.....		656,363
	BRITISH VIRGIN ISLANDS.....		5,658
	CANADA.....		12,779
	CHILE.....		46,280
	COLOMBIA.....		86,298
	COSTA RICA.....		6,503
	DOMINICAN REPUBLIC.....		1,247,637
	FRANCE.....		5,129
	GUATEMALA.....		104,200
	ICELAND.....		24,803
	IRELAND.....		28,751
	ITALY.....		532,405
	JAMAICA.....		2,078,123
	MARTINIQUE.....		90,720
	MEXICO.....		49,529
	NETHERLAND ANTIL. EXC ARUBA.....		666,695
	PANAMA.....		113,512
	PERU.....		87,019
	PHILIPPINES.....		7,601
	ST. LUCIA.....		330,795
	SURINAME.....		239,842
	TRINIDAD & TOBAGO.....		2,683,269
3923400000	SPOOLS, COPS, BOBBINS & SIMILAR SUPPORTS, PLASTICS.....	X	27,685
	DOMINICAN REPUBLIC.....		27,685
3923500000	STOPPERS,LIDS,CAPS,& OTHER CLOSURES,OF PLASTIC.....	X	758,167
	ARGENTINA.....		10,045
	CHILE.....		2,700
	COLOMBIA.....		32,222
	COSTA RICA.....		2,567
	DOMINICAN REPUBLIC.....		325,412
	IRELAND.....		38,445
	ITALY.....		186,170
	MEXICO.....		146,945
	NETHERLAND ANTIL. EXC ARUBA.....		3,200
	REPUBLIC OF KOREA.....		4,290
	TRINIDAD & TOBAGO.....		2,897
	UNITED KINGDOM OF GT BRITAIN.....		3,274
3923900000	ART FOR CONVEYING OR PACKING OF GOODS,PLAST,NESOI.....	X	1,078,080
	DOMINICAN REPUBLIC.....		841,801
	GUADELOUPE.....		4,214
	JAPAN.....		29,106
	MARTINIQUE.....		16,687
	ST. LUCIA.....		10,110
	SURINAME.....		15,287
	UNITED KINGDOM OF GT BRITAIN.....		160,875
3924100000	TABLEWARE AND KITCHENWARE OF PLASTICS.....	X	569,972
	ARUBA.....		50,282
	DOMINICAN REPUBLIC.....		403,250
	GERMANY.....		2,993
	NETHERLAND ANTIL. EXC ARUBA.....		113,447
3924902000	PICTURE FRAMES OF PLASTICS.....	X	3,813
	PANAMA.....		3,813
3924905500	HOUSEHOLD ARTICLES & TOILET ARTICLES,OF PLAST,NESO.....	X	424,104
	ANTIGUA.....		4,632
	ARUBA.....		25,000
	BRITISH VIRGIN ISLANDS.....		53,959
	CHILE.....		10,000
	COLOMBIA.....		13,700
	DOMINICA.....		3,122
	DOMINICAN REPUBLIC.....		29,534
	EGYPT.....		50,000
	GRENADA.....		5,494
	NETHERLAND ANTIL. EXC ARUBA.....		87,342
	PANAMA.....		9,712
	ST. LUCIA.....		47,361
	ST.CHRISTOPHER-NEVIS.....		11,762
	ST.VINCENT & THE GRENADINES.....		12,486
	TRINIDAD & TOBAGO.....		60,000
3925100000	RESERVOIRS,TANKS,ETC,CAPACITY >300 LITERS,PLASTIC.....	X	134,750

TABLE 5 - EXPORTS OF MERCHANDISE FROM PUERTO RICO TO FOREIGN COUNTRIES,
BY COMMODITY AND COUNTRY OF DESTINATION: FISCAL YEAR 1999

COMM-CODE	COMMODITY AND UNIT OF QUANTITY	QUANTITY	VALUE-\$
	DOMINICAN REPUBLIC.....		22,200
	FRANCE.....		92,532
	MEXICO.....		16,540
	UNITED KINGDOM OF GT BRITAIN.....		3,478
3925900000	BUILDERS' WARE OF PLASTICS, NESOI.....	X	57,269
	DOMINICAN REPUBLIC.....		57,528
	IRELAND.....		9,741
3926100000	OFFICE OR SCHOOL SUPPLIES OF PLASTIC.....	X	180,994
	DOMINICAN REPUBLIC.....		11,500
	FRANCE.....		4,276
	NETHERLAND ANTIL. EXC ARUBA.....		6,124
	NETHERLANDS.....		107,818
	SINGAPORE.....		28,919
	TRINIDAD & TOBAGO.....		22,357
3926201060	GLOVES SEAMLESS, EXCEPT SURGICAL/MEDICAL, PLASTIC.....	DPR	241
	ARUBA.....		241
3926205000	ART OF APPAREL & CLOTHING ACCESSORIES, PLAST, NESOI.....	DOZ	40,895
	DOMINICAN REPUBLIC.....		40,895
3926305000	FITTINGS FOR FURNITURE, COACHWORK, ETC, PLASTIC, NESOI.....	KG	6,441
	UNITED KINGDOM OF GT BRITAIN.....		6,441
3926901000	BUCKETS & PAILS, OF PLASTIC.....	NO	492,220
	ARUBA.....		17,716
	BARBADOS.....		98,178
	DOMINICAN REPUBLIC.....		10,733
	HAITI.....		72,555
	JAMAICA.....		10,400
	NETHERLAND ANTIL. EXC ARUBA.....		63,558
	NETHERLANDS.....		10,152
	PANAMA.....		13,650
	ST. LUCIA.....		12,752
	SURINAME.....		21,000
	TRINIDAD & TOBAGO.....		161,528
3926901500	NURSING NIPPLES & PACIFIERS.....	GRS	715
	DOMINICAN REPUBLIC.....		715
3926902000	ICE BAGS, DOUCHE BAGS, ETC, & FITTINGS THEREFOR.....	X	358,413
	AUSTRALIAN ISLANDS.....		35,400
	GERMANY.....		12,386
	MEXICO.....		11,979
	NETHERLANDS.....		3,401
	PANAMA.....		5,083
	SPAIN.....		202,844
	UNITED KINGDOM OF GT BRITAIN.....		87,320
3926902500	HANDLES & KNOBS, OF PLASTIC, NESOI.....	KG	20,265
	COSTA RICA.....		20,265
3926905500	BELTING & BELTS, FOR MACH, CONT TEXT FBR, V-BELTS.....	KG	592
	COSTA RICA.....		592
3926905800	BELTING & BELTS, FOR MACH, CONT TEXT, EXC V-BELTS.....	KG	7
	VENEZUELA.....		7
3926906000	BELTING & BELTS FOR MACHINERY, NESOI.....	KG	423
	UNITED KINGDOM OF GT BRITAIN.....		423
3926909810	LABORATORY WARE.....	X	90,259
	DOMINICAN REPUBLIC.....		10,500
	IRELAND.....		26,528
	UNITED KINGDOM OF GT BRITAIN.....		53,231
3926909830	OTH ART OF PLASTIC & OTH MAT, HDG 3901-3914, LADDERS.....	NO	1,991
	COSTA RICA.....		1,991
3926909885	OTH ART OF PLASTIC & OTH MAT, HDG 3901-3914, NESOI.....	X	1,675,715
	ARGENTINA.....		2,947
	BELGIUM.....		7,200
	CANADA.....		138,996
	CHINA (TAIWAN).....		2,800
	DOMINICA.....		36,532
	DOMINICAN REPUBLIC.....		584,113
	JAMAICA.....		18,108
	JAPAN.....		97,595
	MALAYSIA.....		8,795
	MEXICO.....		12,800
	NETHERLAND ANTIL. EXC ARUBA.....		4,899
	NETHERLANDS.....		109,655
	SINGAPORE.....		89,609
	SPAIN.....		13,410

TABLE 5 - EXPORTS OF MERCHANDISE FROM PUERTO RICO TO FOREIGN COUNTRIES,
BY COMMODITY AND COUNTRY OF DESTINATION: FISCAL YEAR 1999

COMM-CODE	COMMODITY AND UNIT OF QUANTITY	QUANTITY	VALUE-\$
	SRI LANKA.....		5,473
	SWEDEN.....		2,859
	TRINIDAD & TOBAGO.....		3,189
	UNITED KINGDOM OF GT BRITAIN.....		526,535
	RUBBER AND ARTICLES THEREOF.....	TOTAL	3,493,580
4001100000	NATURAL RUBBER LATEX, WHETHER OR NOT PREVULCANIZED	KG	24,143
	DOMINICAN REPUBLIC.....		5,163
	JAMAICA.....		18,980
4002110000	LATEX OF (SBR); (XSBP)	KG	18,980
	JAMAICA.....		18,980
4002510000	LATEX OF ACRYLONITRILE-BUTADIENE RUBBER (NBR)	KG	54,526
	JAMAICA.....		54,526
4002590000	ACRYLONITRILE-BUTADIENE RUBBER, EXC LATEX, NESOI	KG	1,213
	DOMINICAN REPUBLIC.....		1,213
4002990000	SYNTHETIC RUB & FATICE DERIVED FROM OILS, NESOI	KG	504
	DOMINICAN REPUBLIC.....		504
4003000000	RECLAIM RUB IN PRIMARY FORM/PLATES, SHEETS/STRIP	KG	20,618
	DOMINICAN REPUBLIC.....		20,618
4008110000	PLATE, SHEET & STRIP VULCANIZED RUB, CELLULAR RUB	KG	43,712
	DOMINICAN REPUBLIC.....		43,712
4008210000	PLATES OF VULCANIZED RUB, OF NONCELLULAR RUBBER	KG	30,374
	BRAZIL.....		30
	COSTA RICA.....		230
	DOMINICAN REPUBLIC.....		22,860
	MEXICO.....		488
	UNITED KINGDOM OF GT BRITAIN.....		6,768
4009100000	PIPE, NT REINFORCED/COMBINE W/MATERIAL, W/O FITTIN	KG	2,429
	COLOMBIA.....		835
	HONDURAS.....		1,594
4009200000	PIPE, REINFORCED/COMBINE W/METAL ONLY, W/O FITTING	KG	644
	DOMINICAN REPUBLIC.....		644
4009500080	PIPE, VULCANIZED RUB, W/ FITTING, NESOI	KG	3,827
	DOMINICAN REPUBLIC.....		3,827
4010120000	CONVEYOR BELTS REINFORCED WITH TEXTILE MATERIALS	KG	3
	VENEZUELA.....		3
4010190000	CONVEYOR BELTS/BELTING OF VULCANIZE RUBBER, NESOI	KG	11
	COLOMBIA.....		9
	MEXICO.....		2
4010290000	TRANSMISSION BELT/BELTING, OF VULCANIZE RUB, NESOI	KG	3,000
	NETHERLAND ANTIL. EXC ARUBA.....		3,000
4011101000	RADIAL TIRES OF A KIND USED ON MOTOR CARS	NO	4,120
	ANGUILLA.....		346
	BRITISH VIRGIN ISLANDS.....		3,084
	NETHERLAND ANTIL. EXC ARUBA.....		690
4011105000	PNEUMATIC TIRE, EXC RADIAL, USE MOTOR CARS, NESOI	NO	132,686
	BRITISH VIRGIN ISLANDS.....		201
	DOMINICAN REPUBLIC.....		131,885
	NETHERLAND ANTIL. EXC ARUBA.....		600
4011201005	RADIAL TIRES USED ON LIGHT TRUCK, ON-THE-HIGHWAY	NO	520
	BRITISH VIRGIN ISLANDS.....		520
4011201015	RADIAL TIRE USE BUS/TRUCK, EXC LT TRUCK, ON HWY	NO	22
	BELIZE.....		22
4011400000	NEW PNEUMATIC TIRES, OF RUBBER, USED ON MOTORCYCLE	NO	100
	BRAZIL.....		100
4012108000	RETREAD TIRE, RUB, EXC ON-THE-HWY TRK & BUS, NESOI	NO	219
	HONDURAS.....		219
4012200000	USED PNEUMATIC TIRES OF RUBBER	NO	12,480
	ANTIGUA.....		289
	ST. LUCIA.....		931
	TRINIDAD & TOBAGO.....		11,270
4013100010	INNER TUBES, OF RUBBER, USED ON MOTOR CARS	NO	1,044
	DOMINICAN REPUBLIC.....		1,044
4013100020	INNERTUBES, OF RUBBER, USED ON TRUCKS AND BUSES	NO	1,440
	TRINIDAD & TOBAGO.....		1,440
4013200000	INNER TUBES, OF RUBBER, OF A KIND USED ON BICYCLES	NO	100
	GUADELOUPE.....		100
4014100000	SHEATH CONTRACEPTIVE, OF VULCANIZE RUB, EXC HD RUB	X	
	DOMINICAN REPUBLIC.....		3,000
4014901000	NURSING NIPPLES, OF VULCANIZE RUB, EXC HARD RUB	GRS	1,403

TABLE 5 - EXPORTS OF MERCHANDISE FROM PUERTO RICO TO FOREIGN COUNTRIES,
BY COMMODITY AND COUNTRY OF DESTINATION: FISCAL YEAR 1999

COMM-CODE	COMMODITY AND UNIT OF QUANTITY	QUANTITY	VALUE-\$
4014905000	ARUBA.....	1,403	3,438
	HYGENIC ARTICLE, EXC NURSING NIPPLES, NESOI X		317,659
	BAHAMAS.....		2,937
	ITALY.....		258,322
4015110000	PANAMA.....		56,400
	SURGICAL & MED GLOVE, VULCANIZE RUBBER, NESOI DPR	40,878	140,470
	BARBADOS.....	9,916	44,625
	DOMINICAN REPUBLIC.....	5,412	13,800
	JAMAICA.....	1,050	6,980
	NETHERLAND ANTL. EXC ARUBA.....	7,533	13,885
	TRINIDAD & TOBAGO.....	16,967	61,200
4016100000	OTHER ARTICLE OF VULCANIZED RUB, OF CELLULAR RUB X		23,211
	CANADA.....		23,211
4016910000	FLOOR COVERING & MAT, VULCANIZE RUB, EXC HARD RUB X		2,938
	COSTA RICA.....		2,938
4016930000	GASKET, WASHERS & OTHER SEALS, OF VULCANIZED RUB X		9,756
	DOMINICAN REPUBLIC.....		9,756
4016996000	OTHER ARTICLES VULCANIZED RUB, EXC HD RUB, NESOI X		62,538
	ITALY.....		58,792
	MEXICO.....		5,746
	RAW HIDES AND SKINS, LEATHER, FURSKINS AND ARTICLES THEREOF; SADDLERY AND HARNESS; TRAVEL GOODS, HANDBAGS AND SIMILAR CONTAINERS; ARTICLES OF ANIMAL GUT(OTHER THAN SILKWORM GUT)..... TOTAL		54,419,243
	RAW HIDES AND SKINS(OTHER THAN FURSKINS) AND LEATHER..... TOTAL		23,924,955
4101100000	BOV HIDES WHOLE NOV 8KG DRD/10KG DRY-SALT/14 KG FR PCS	21,322	388,667
	DOMINICAN REPUBLIC.....	11,322	221,667
	MEXICO.....	10,000	167,000
4101210020	CATTLE HIDES, WHOLE, FRESH OR WET-SALTED PCS	34,084	1,120,159
	DOMINICAN REPUBLIC.....	5,594	238,659
	ITALY.....	25,185	641,700
	MEXICO.....	1,121	81,900
	SPAIN.....	2,184	160,000
4101290000	HIDES & SKINS BOVINE ANIMALS NESOI FRSH WET-SALTED KG	18,144	11,000
	DOMINICAN REPUBLIC.....	18,144	11,000
4104102000	BOVINE UPPER LEATHER WHOLE NO HAIR NOT OVER 28 SFT M2	172,123	4,990,979
	DOMINICAN REPUBLIC.....	172,123	4,990,979
4104210000	BOVINE LEATHER WITHOUT HAIR ON VEGETABLE PRETANNED M2	37,071	98,173
	DOMINICAN REPUBLIC.....	37,071	98,173
4104220000	BOVINE LEATHER WITHOUT HAIR ON OTHERWISE PRETANNED M2	189,292	501,290
	DOMINICAN REPUBLIC.....	189,292	501,290
4104295000	BOVINE NESOI/EQUINE UPPER LEATHER, SOLE LEATHER M2	81,036	1,680,779
	DOMINICAN REPUBLIC.....	81,036	1,680,779
4104299040	BOVINE LEATHER NESOI/EQUINE, WET BLUE GRAIN SPLIT PCS	1,163	46,482
	DOMINICAN REPUBLIC.....	1,163	46,482
4104299070	BOVINE LEA NESOI/EQUINE, WET BLUE SPLIT, NOT GRAIN KG	28,102	126,186
	DOMINICAN REPUBLIC.....	28,102	126,186
4104314000	BOV UPHOLSTRY LEA FULL GRN/GRN SPLIT PARCHMT-DRESS M2	20,130	547,245
	DOMINICAN REPUBLIC.....	20,130	547,245
4104315010	BOVINE NESOI/EQUINE UPPER LEATHER SPLIT DRESSD/ETC M2	112,882	3,070,608
	DOMINICAN REPUBLIC.....	112,882	3,070,608
4104315020	BOVINE NESOI/EQUINE UPPER LEATHER, FULL GRAINS M2	652,340	9,438,284
	CHILE.....	28,228	230,345
	DOMINICAN REPUBLIC.....	626,112	9,207,939
4104315060	BOVINE NESOI/EQUINE SOLE LEATHER FULL GRAINS/SPLIT M2	27,673	117,606
	DOMINICAN REPUBLIC.....	27,673	117,606
4104316030	BOVINE NESOI/EQUINE BELTING LEATHER NT FANCY NESOI M2	8,512	35,316
	DOMINICAN REPUBLIC.....	8,512	35,316
4104316090	BOVINE NESOI/EQUINE LEA FULL/SPLIT GRAINS NT FANCY KG	1,533	29,379
	DOMINICAN REPUBLIC.....	1,533	29,379
4104318000	BOVINE/EQUINE LEATHR FANCY FULL/SPLIT GRAINS NESOI M2	27,663	113,669
	COSTA RICA.....	10,543	42,644
	DOMINICAN REPUBLIC.....	17,120	71,025
4104395010	BOVINE/EQUINE UPPER LEATHER SPLIT, NESOI, PREPARED M2	173,152	1,021,287

TABLE 5 - EXPORTS OF MERCHANDISE FROM PUERTO RICO TO FOREIGN COUNTRIES,
BY COMMODITY AND COUNTRY OF DESTINATION: FISCAL YEAR 1999

COMM-CODE	COMMODITY AND UNIT OF QUANTITY	QUANTITY	VALUE-\$
	DOMINICAN REPUBLIC.....	173,152	1,021,287
4104395020	BOVINE/EQUINE UPPER LEATHER NOT SPLIT, NESOI, PREP M2	917	3,803
	DOMINICAN REPUBLIC.....	917	3,803
4104396090	BOVINE/EQUINE LEATHER, NOT FANCY, NESOI, PREPARED KG	3,273	18,000
	DOMINICAN REPUBLIC.....	3,273	18,000
4104398000	BOVINE/EQUINE LEATHER, FANCY, NESOI, PREPARED M2	131,071	543,812
	COSTA RICA.....	131,071	543,812
4107900000	LEATHER OF OTHER ANIMALS, WITHOUT HAIR ON, NESOI M2	1,574	42,231
	DOMINICAN REPUBLIC.....	1,574	42,231
	ARTICLES OF LEATHER; SADDLERY AND HARNESS; TRAVEL GOODS, HANDBAGS AND SIMILAR CONTAINERS; ARTICLES OF ANIMAL GUT (OTHER THAN SILKWORM GUT).....	TOTAL	28,768,384
4202110000	TRUNKS, SUITCASES, ETC, SURFACE COMPS/PATENT LEATHER NO	11,219	198,443
	DOMINICAN REPUBLIC.....	11,219	198,443
4202120000	TRUNKS, SUITCASES, ETC, SURFACE PLASTIC/TEXT MATERLS NO	48,385	273,794
	BELGIUM.....	4,575	96,718
	COSTA RICA.....	9,446	47,225
	DOMINICAN REPUBLIC.....	31,535	67,635
	GERMANY.....	104	31,968
	NETHERLAND ANTIL. EXC ARUBA.....	300	5,100
	REPUBLIC OF KOREA.....	2,400	19,800
	SPAIN.....	25	5,348
4202190000	TRUNKS, SUITCASES, VANITY CASES ETC, NESOI NO	1,132,587	24,617,178
	BELGIUM.....	331,780	6,783,883
	DENMARK.....	21,720	807,564
	DOMINICAN REPUBLIC.....	19,668	216,784
	FRANCE.....	188,873	2,192,698
	GERMANY.....	553,014	13,942,237
	MONACO.....	108	36,626
	REPUBLIC OF KOREA.....	15,970	202,005
	SWITZERLAND.....	1,464	435,381
4202210000	HANDBAGS, SURFACE OF COMPOSITION/PATENT LEATHER NO	4,142	77,092
	DOMINICAN REPUBLIC.....	4,142	77,092
4202290000	HANDBAGS, NESOI NO	269	3,580
	NETHERLAND ANTIL. EXC ARUBA.....	269	3,580
4202910040	OTHER BAGS, OUTER SURFACE COMPS/PATENT LEATH, NESOI NO	331,113	1,110,882
	BELGIUM.....	264,575	510,896
	FRANCE.....	40,373	78,000
	GERMANY.....	26,165	521,986
4202927000	CONTAINERS NESOI W OUTER SURFACE PLSTIC/TEXT MTRLs NO	832	3,500
	DOMINICAN REPUBLIC.....	832	3,500
4203100090	ARTICLES OF APPAREL, NESOI NO	144,785	895,275
	CHILE.....	37,152	79,152
	DOMINICAN REPUBLIC.....	107,633	816,123
4203210000	GLOVES, MITTENS & MITTS FOR USE IN SPORTS NO	424	176,000
	FRANCE.....	424	176,000
4203290000	GLOVES, MITTENS & MITTS NOT FOR USE IN SPORTS DPR	40	3,093
	GREECE.....	40	3,093
4204000000	ARTICLES OF LEATHER USED IN MACHINERY/MECH APPLIAN X		8,553
	IRELAND.....		8,553
4205000000	ARTICLES OF LEATHER, NESOI X		1,394,280
	DOMINICAN REPUBLIC.....		1,394,280
4206900000	OTH ART OF GUT, OF GOLDBEATERS SKIN, BLADDERS, TENDON X		6,714
	DOMINICAN REPUBLIC.....		6,714
	FURSKINS AND ARTIFICIAL FUR; MANUFACTURES THEREOF.....	TOTAL	1,725,904
4303100060	FURSKIN ARTICLE APPAREL CLOTHING ACCESSORIES NESOI NO	231,483	1,618,095
	COLOMBIA.....	5,920	147,876
	DOMINICAN REPUBLIC.....	225,563	1,470,219
4303900000	ARTICLES OF FURSKINS, NESOI X		107,809
	COLOMBIA.....		23,111
	DOMINICAN REPUBLIC.....		84,698

TABLE 5 - EXPORTS OF MERCHANDISE FROM PUERTO RICO TO FOREIGN COUNTRIES,
BY COMMODITY AND COUNTRY OF DESTINATION: FISCAL YEAR 1999

COMM-CODE	COMMODITY AND UNIT OF QUANTITY	QUANTITY	VALUE-\$
	WOOD AND ARTICLES OF WOOD;WOOD CHARCOAL; CORK AND ARTICLES OF CORK; MANUFACTURES OF STRAW, OF ESPARTO OR OF OTHER PLATING MATERIALS;BASKETWARE AND WICKERWORK..... TOTAL		6,727,299
	WOOD AND ARTICLES OF WOOD; WOOD CHARCOAL..... TOTAL		6,064,853
4401210000	WOOD IN CHIPS, CONIFEROUS (DRY WEIGHT BASIS) T	17,824	1,962,697
	JAPAN.....	17,824	1,962,697
4403200065	WOOD IN THE ROUGH, CONIFEROUS, NOT TREATED, NESOI M3	3	3,987
	ANGUILLA.....	3	3,987
4404100095	HOOPWOOD/SPLIT POLE/CHIPWOOD/WD STCK ETC CONIFERUS X		10,265
	FRANCE.....		10,265
4404200040	FENCE PICKETS/PALINGS/RAIL NONCONIFER WOOD, POINTD X		4,545
	BRITISH VIRGIN ISLANDS.....		4,545
4407100002	WOOD SWN LGTHWSE TRTD OV 6MM CONIF EX FINGER-JOINT M3	88	9,166
	BRITISH VIRGIN ISLANDS.....	88	9,166
4407100018	SITKA SPRUCE NESOI OV 6MM NT TRT EX FINGER-JOINTED M3	261	23,464
	DOMINICAN REPUBLIC.....	261	23,464
4407100020	SPRUCE NESOI OV 6MM NT TREATD NESOI EX FINGR-JOINT M3	12,741	261,864
	ANGUILLA.....	1,153	20,040
	BRITISH VIRGIN ISLANDS.....	9,674	189,583
	GUADELOUPE.....	604	22,104
	ST.CHRISTOPHER-NEVIS.....	1,310	30,137
4407100042	E.WHT/RED PINE OV6MM NT TREAT RGH EX FINGER-JOINTD M3	1,318	36,837
	GUADELOUPE.....	1,202	33,661
	MARTINIQUE.....	116	3,176
4407100043	E.WHT/RED PINE OV 6MM NT TRT NESOI EX FINGR-JOINTD M3	1,657	94,526
	ANGUILLA.....	612	35,563
	ANTIGUA.....	13	28,005
	GUADELOUPE.....	805	24,751
	MARTINIQUE.....	113	3,154
	NETHERLAND ANTIL. EXC ARUBA.....	114	3,053
4407100046	PITCH PINE OV6MM NT TRT RGH EX FINGER-JOINTED M3	222	5,532
	ANTIGUA.....	222	5,532
4407100047	PITCH PINE OV6MM NOT TRT NESOI EX FINGER-JOINTED M3	11,820	343,904
	ANGUILLA.....	3,081	94,741
	ANTIGUA.....	1,014	27,351
	BRITISH VIRGIN ISLANDS.....	4,220	122,480
	DOMINICAN REPUBLIC.....	9	4,590
	GUADELOUPE.....	1,382	36,187
	MONTSERRAT.....	240	6,682
	NETHERLAND ANTIL. EXC ARUBA.....	1,874	51,863
4407100049	PONDEROSA PINE OV 6MM NOT TRT NESOI EX FINGR-JOINT M3	579	112,115
	ANGUILLA.....	352	68,223
	BRITISH VIRGIN ISLANDS.....	227	43,862
4407100053	PINE WOOD NESOI OV 6MM UNTRTD NESOI EX FINGR-JOINT M3	193	75,019
	DOMINICAN REPUBLIC.....	193	75,019
4407100054	DOUGLAS-FIR MIN DIMEN<5.1CM NT TRT RGH EX FING-JOI M3	108	15,263
	ANGUILLA.....	108	15,263
4407100057	DOUGLAS FIR NT TREATD NESOI EXCEPT FINGER-JOINTED M3	6	7,121
	ANGUILLA.....	6	7,121
4407100058	FIR WD SWN OV 6MM NT TREATD ROUGH EX FINGER-JOINTD M3	7	7,999
	ANGUILLA.....	7	7,999
4407240000	VIROLA/MOHOGANY/IMBUIA/BALSA WOOD SAWN OR CHIP ETC M3	118	116,328
	ANGUILLA.....	18	19,297
	ANTIGUA.....	5	4,983
	BRITISH VIRGIN ISLANDS.....	20	23,114
	GUADELOUPE.....	25	25,963
	MARTINIQUE.....	6	6,290
	MONTSERRAT.....	4	2,943
	NETHERLAND ANTIL. EXC ARUBA.....	36	28,975
	ST.CHRISTOPHER-NEVIS.....	4	4,743
4407250000	DARK/LIGHT RED MERANTI & MERANTI BAKAU ETC, LUMBER M3	535	213,173
	DOMINICAN REPUBLIC.....	535	213,173
4407290000	OTHER TROPICAL WOOD,WOOD SAWN/CHIPPED LNGTHWSE ETC M3	18	9,688
	DOMINICAN REPUBLIC.....	11	6,000
	MONTSERRAT.....	7	3,688

TABLE 5 - EXPORTS OF MERCHANDISE FROM PUERTO RICO TO FOREIGN COUNTRIES,
BY COMMODITY AND COUNTRY OF DESTINATION: FISCAL YEAR 1999

COMM-CODE	COMMODITY AND UNIT OF QUANTITY	QUANTITY	VALUE-\$
4407910020	RED OAK WOOD SAWN LENGTHWISE, OVER 6MM, ROUGH	M3	29
	BELGIUM.....	29	20,586
4411290000	FIBERBOARD W/D LIGNEOUS DENSITY .5 - .8 G/CM3, NESOI	M3	22
	ANTIGUA.....	16	11,227
	ST. CHRISTOPHER-NEVIS.....	6	7,884
4412130000	PLYWOOD AT LEAST ONE OUTER PLY TROPICAL WOOD	M3	969
	ANGUILLA.....	119	692,342
	ANTIGUA.....	69	76,814
	BRITISH VIRGIN ISLANDS.....	237	51,606
	DOMINICAN REPUBLIC.....	150	188,894
	GUADELOUPE.....	137	102,345
	MARTINIQUE.....	2	88,891
	NETHERLAND ANTIL. EXC ARUBA.....	8	2,723
	ST. CHRISTOPHER-NEVIS.....	235	3,303
	ST. VINCENT & THE GRENADINES.....	12	172,507
4412142500	PLYWOOD LEASE ONE OUTER PLY SPANISH CEDAR OR WALNUT	M3	90
	DOMINICAN REPUBLIC.....	90	25,960
4412145500	PLYWOOD ONE OUTER PLY NONCONIF WOOD NESOI COVERED	M3	6
	ARUBA.....	6	5,340
4412191000	PLYWD OUTR PLIES SFTWD 1 PARANA PINE, SOLELY WOOD	M3	95
	DOMINICAN REPUBLIC.....	85	16,574
4412194030	PLYWD 1 OUT PLY VA PINE ETC BOTH OUTER PLIES SFTWD	M3	2,455
	ANGUILLA.....	251	1,103,359
	ANTIGUA.....	221	116,981
	BRITISH VIRGIN ISLANDS.....	982	113,869
	GUADELOUPE.....	545	428,050
	MARTINIQUE.....	8	237,220
	MICRONESIA.....	18	3,401
	MONTserrat.....	59	6,968
	NETHERLAND ANTIL. EXC ARUBA.....	106	22,381
	ST. CHRISTOPHER-NEVIS.....	248	47,023
	ST. VINCENT & THE GRENADINES.....	37	109,122
4412195010	PLYWD ONE OUTER PLY DOUGLAS FIR BOTH SFTWD, NESOI	M3	15
	BRITISH VIRGIN ISLANDS.....	15	17,344
4412195030	PLYWD OUTR PLY LONG LEAF PINE ETC BOTH SFTWD NESOI	M3	69
	DOMINICAN REPUBLIC.....	50	6,672
	GUADELOUPE.....	9	6,672
	ST. CHRISTOPHER-NEVIS.....	10	33,381
4412195050	PLYWOOD BOTH OUTER PLIES OF CONIFEROUS WOOD, NESOI	M3	25
	ST. CHRISTOPHER-NEVIS.....	25	25,287
4412290000	VENEER PANELS ETC AT LEAST 1 OUTER PLY HRDWD NESOI	M3	6
	ANGUILLA.....	6	3,938
4412930000	PLYWD, VEN PANELS, LAMNATD WD ONE PARTICLE BD NESOI	M3	36
	DOMINICAN REPUBLIC.....	36	4,156
4412990000	VENEER PANELS AND SIMILAR LAMINATED WOOD, NESOI	M3	658
	ANGUILLA.....	245	30,515
	BRITISH VIRGIN ISLANDS.....	56	30,515
	DOMINICAN REPUBLIC.....	357	12,250
4415100000	CASES/BOXES/GRATES/SIMILR PACKNGS, CABLE-DRUMS, WOOD	NO	1,325
	BRAZIL.....	1,325	5,760
4415200000	PALLETS, BOX PALLETS AND OTHER LOAD BOARDS OF WOOD	NO	9,221
	DOMINICAN REPUBLIC.....	9,221	44,702
4417000000	TOOLS/TOOL & BROOM BODIES ETC SHOE LAST/TREES WOOD	X	
	DOMINICAN REPUBLIC.....		3,354
4418100000	WINDOWS, FRENCH-WINDOWS AND THEIR FRAMES, OF WOOD	NO	2,457
	ANGUILLA.....	100	89,706
	BRITISH VIRGIN ISLANDS.....	1,427	3,130
	MARTINIQUE.....	54	43,899
	MONTserrat.....	876	3,237
4418200030	FLUSH DOORS, OF WOOD	NO	456
	ANGUILLA.....	147	39,440
	BRITISH VIRGIN ISLANDS.....	105	14,174
	ST. CHRISTOPHER-NEVIS.....	204	3,294
4418200060	DOORS AND THEIR FRAMES, THRESHOLDS, OF WOOD, NESOI	NO	2,436
	ANGUILLA.....	320	2,511
	ANTIGUA.....	139	8,359
	BRITISH VIRGIN ISLANDS.....	886	228,207
	GUADELOUPE.....	104	37,910
	NETHERLAND ANTIL. EXC ARUBA.....	507	10,723
	ST. CHRISTOPHER-NEVIS.....	440	86,495
	UKRAINE.....	40	11,118
			42,087
			36,742
			3,132

TABLE 5 - EXPORTS OF MERCHANDISE FROM PUERTO RICO TO FOREIGN COUNTRIES,
BY COMMODITY AND COUNTRY OF DESTINATION: FISCAL YEAR 1999

COMM-CODE	COMMODITY AND UNIT OF QUANTITY	QUANTITY	VALUE-\$
4418904060	FABRICATED STRUCTURAL WOOD MEMBERS ST.VINCENT & THE GRENADINES.....	X	2,760
4418904080	BUILDERS' JOINERY AND CARPENTRY OF WOOD, NESOI HONDURAS.....	X	103,699
	JAMAICA.....		65,780
4420100000	STATUETTES AND OTHER ORNAMENTS, OF WOOD BARBADOS.....	X	37,919
			4,590
4420907000	JEWELRY BOXES/SILVERWARE CHESTS/CIGAR BOX ETC WOOD ANGUILLA.....	NO 4,737	4,590
	ARUBA.....		9,474
	BRITISH VIRGIN ISLANDS.....		2,060
			4,121
4420908000	WOOD MARQUETRY, INLAID WOOD, CASKETS, ETC, NESOI ARUBA.....	X	1,301
	BRITISH VIRGIN ISLANDS.....		2,601
	DOMINICAN REPUBLIC.....		1,376
	NETHERLAND ANTIL. EXC ARUBA.....		2,752
4421100000	CLOTHES HANGERS, OF WOOD DOMINICAN REPUBLIC.....	X	83,691
4421907000	PICKET/PALING/POST/RAIL, SAWN; ASSMBLD FENCE, WOOD BRITISH VIRGIN ISLANDS.....	X	18,205
			19,581
			3,857
			42,048
			17,186
			17,186
			2,935
			2,935
	CORK AND ARTICLES OF CORK..... TOTAL		608,911
4503900000	ARTICLES OF NATURAL CORK, NESOI EL SALVADOR.....	X	186,000
4504100000	BLOCKS/PLATES/SHEETS/TILE/DISKS ETC OF AGGLOM CORK ANGUILLA.....	KG 8,639	186,000
	BRITISH VIRGIN ISLANDS.....		17,680
4504900000	AGGLOMERATED CORK & ARTICLES OF AGGLOM CORK, NESOI ARUBA.....	X	9,795
	DOMINICAN REPUBLIC.....		7,885
	JAMAICA.....		405,231
	MONTSERRAT.....		46,802
	PANAMA.....		116,000
	VENEZUELA.....		131,060
			7,022
			50,000
			54,347
	MANUFACTURES OF STRAW, OF ESPARTO OR OF OTHER PLAITING MATERIALS; BASKETWARE AND WICKERWORK..... TOTAL		53,535
4601910000	PLAITS & SIMLR PRODUCTS NESOI OF BAMBOO/RATTAN ETC ANTIGUA.....	X	42,567
4601990000	PLAIT MAT'L EX VEG, PARALLEL STRANDS/WOVEN SHEETS BRAZIL.....	X	42,567
	IRELAND.....		10,968
			2,968
			8,000
	PULP OF WOOD OR OF OTHER FIBROUS CELLULOSIC MATERIAL; WASTE AND SCRAP OF PAPER OR PAPERBOARD; PAPER AND PAPERBOARD AND ARTICLES THEREOF..... TOTAL		38,208,653
	PULP OF WOOD OR OF OTHER FIBROUS CELLULOSIC MATERIAL; WASTE AND SCRAP OF PAPER OR PAPERBOARD..... TOTAL	106,423	11,684,308
4707100000	WASTE, SCRAP UNBLEACH KRAFT, CORRUGATD PAPER/PPRBD COLOMBIA.....	T 53,413	5,629,824
	ECUADOR.....		5,611
	FRANCE.....		592,432
	INDIA.....		1,206
	INDONESIA.....		60,348
	ITALY.....		1,681
	PANAMA.....		130,370
	PERU.....		3,273
	PHILIPPINES.....		353,701
	REPUBLIC OF KOREA.....		128
	SPAIN.....		19,756
	THAILAND.....		723
	VENEZUELA.....		46,167
4707200020	HIGH-GRADE DEINKING WASTE PAPER AND PAPERBOARD T	753	121,000
			101,500
			52,780
			132,682
			69,290
			165,725
			3,784,073
			1,246,964

TABLE 5 - EXPORTS OF MERCHANDISE FROM PUERTO RICO TO FOREIGN COUNTRIES,
BY COMMODITY AND COUNTRY OF DESTINATION: FISCAL YEAR 1999

COMM-CODE	COMMODITY AND UNIT OF QUANTITY	QUANTITY	VALUE-\$
	FRANCE.....	950	86,958
	ITALY.....	2,857	427,908
	JAMAICA.....	15	3,000
	NETHERLANDS.....	861	139,456
	REPUBLIC OF KOREA.....	2,116	147,709
	SPAIN.....	1,706	177,407
	THAILAND.....	2,450	223,028
	VENEZUELA.....	247	41,500
4707200040	WASTE/SCRAP PPR/PPRBD, BLCH CHEM PULP, NOT COLORED T	4,284	571,823
	CHINA (TAIWAN).....	49	7,950
	COLOMBIA.....	549	70,000
	ECUADOR.....	1,380	200,722
	NETHERLANDS.....	172	33,163
	VENEZUELA.....	2,114	260,088
4707300020	NEWSPRINT WASTE AND SCRAP PAPER T	7,148	550,526
	COLOMBIA.....	1,892	158,000
	ITALY.....	112	9,960
	PHILIPPINES.....	451	27,050
	REPUBLIC OF KOREA.....	3,955	287,084
	THAILAND.....	738	70,422
4707300040	WASTE/SCRAP PAPER, PAPERBD, MECHANICAL PULP, NESOI T	7,896	1,299,870
	CHINA (TAIWAN).....	351	96,250
	CHINA, PEOPLE'S REP. (MAINLAND).....	502	32,454
	COLOMBIA.....	99	27,225
	ECUADOR.....	687	94,500
	ITALY.....	778	152,650
	NETHERLANDS.....	1,619	315,209
	PERU.....	253	52,351
	REPUBLIC OF KOREA.....	1,618	252,171
	SPAIN.....	112	23,471
	THAILAND.....	145	32,884
	VENEZUELA.....	1,732	220,705
4707900000	WASTE, SCRAP, INCL UNSORTED, PAPER, PAPERBD, NESOI T	22,700	2,385,201
	BANGLADESH.....	74	19,869
	CHINA, PEOPLE'S REP. (MAINLAND).....	22	3,994
	COLOMBIA.....	1,161	86,482
	ECUADOR.....	344	102,220
	INDIA.....	8,024	736,953
	PAKISTAN.....	397	31,940
	PANAMA.....	92	16,718
	REPUBLIC OF KOREA.....	2,891	253,635
	THAILAND.....	4,896	534,927
	UNITED KINGDOM OF GT BRITAIN.....	24	3,288
	VENEZUELA.....	4,775	595,165
	PAPER AND PAPERBOARD; ARTICLES OF PAPER		
	PULP, OF PAPER OR OF PAPERBOARD..... TOTAL		24,855,059
4801000000	NEWSPRINT, IN ROLLS OR SHEETS T	92	20,741
	DOMINICAN REPUBLIC.....	18	11,459
	VENEZUELA.....	74	9,282
4802511000	WRITING PPR UNCTD NOV 10% MECH FBR < 40 GM2 RL/SH KG	270	6,100
	DOMINICAN REPUBLIC.....	270	6,100
4802518000	PPR/PBRD UNCTD NOV 10% MECH NESOI < 40GM2, RL/SHT KG	81,363	45,322
	DOMINICAN REPUBLIC.....	61,129	31,520
	TRINIDAD & TOBAGO.....	20,234	13,802
4802521000	WRITING PPR UNCTD NOV 10% MECH 40-150GM2 ROLL/SHT KG	129,059	91,323
	ANGUILLA.....	440	11,220
	BARBADOS.....	20,263	10,945
	DOMINICAN REPUBLIC.....	108,356	69,158
4802528000	PPR/PBRD UNCTD NOV 10% MECH NESOI 40-150GM2 RL/SH KG	750,409	567,524
	DOMINICAN REPUBLIC.....	746,511	581,351
	NETHERLAND ANTIL. EXC ARUBA.....	3,898	6,173
4802609000	PPR/PBOARD UNCTD OVER 10% MECH FBRS NESOI ROLL/SHT KG	21,324	16,200
	DOMINICAN REPUBLIC.....	21,324	16,200
4803000000	TOILET ETC HSHLD/SANTRY STOCK PAPER IN ROLL/SHEETS KG	299,432	325,836
	ANGUILLA.....	13,383	26,553
	DOMINICAN REPUBLIC.....	244,181	222,761
	NETHERLAND ANTIL. EXC ARUBA.....	41,868	76,522
4804110000	KRAFTLINER, UNCOATED UNBLEACHED IN ROLLS OR SHEETS KG	228,825	107,800
	DOMINICAN REPUBLIC.....	228,825	107,800

TABLE 5 - EXPORTS OF MERCHANDISE FROM PUERTO RICO TO FOREIGN COUNTRIES,
BY COMMODITY AND COUNTRY OF DESTINATION: FISCAL YEAR 1999

COMM-CODE	COMMODITY AND UNIT OF QUANTITY	QUANTITY	VALUE-\$
4804210000	SACK KRAFT PAPER UNCOATED UNBLEACHED, ROLLS/SHEETS DOMINICAN REPUBLIC.....	KG 18,992	9,211
4804314040	KRAFT WRAPPING PPR UNCTD NESOI UNBLCH 150G/M2/LESS DOMINICAN REPUBLIC.....	KG 1,981	5,600
4804394040	KRAFT WRAPPING PPR UNCTD NESOI BLCHD 150G/M2/LESS DOMINICAN REPUBLIC.....	KG 109,783	276,541
4804396020	KRFT BASE STOCK TRAYS CUPS ETC UNCTD BLCH 150G/M2< DOMINICAN REPUBLIC.....	KG 43,894	77,813
4804397000	KRAFT PPR/PBRD UNCTD NESOI BLCHD 150G/M2 < RLL/SHT DOMINICAN REPUBLIC.....	KG 16,896	12,284
4805210020	FOLDNG CARTN BRD UNCTD NESOI MULTI-PLY EA LYR BLCH CHILE.....	KG 10,844	9,323
4805210040	PPR/PPRBRD UNCTD NESOI MULTI-PLY EA LAYR BLCHD RLL BRITISH VIRGIN ISLANDS.....	KG 4,463	3,030
4805220040	PPR/PPRBRD UNCT NESOI MULTIPLY 1 OUTER LAYER BLCHD DOMINICAN REPUBLIC.....	KG 82,600	123,937
4805290020	FOLDNG CARTON BRD UNCTD NESOI MULTIPLY UNBLCHD RLL MEXICO.....	KG 756	13,699
4805604000	WRAPPING PPR EX KRAFT, UNCTD 150G/M2/LESS ROLL/SHT DOMINICAN REPUBLIC.....	KG 861	4,011
4805609020	CORRUGATN MED PPR/PBRD UNCTD 31-150G/M2 EX KRF ETC VENEZUELA.....	KG 2,241,012	806,763
4805704040	LINERBRD EX KRF <80% CHEM SULFATE WDPL 151-224G/M2 PANAMA.....	KG 39,050	42,000
4805705000	PPR/PBRD EX KRAFT UNCTD NESOI 151-224G/M2 RLL/SHTS DOMINICAN REPUBLIC.....	KG 194,703	296,218
4807905000	COMPOSITE PAPER/PPRBOARD NESOI NT IMPREGNTD ETC RL DOMINICAN REPUBLIC.....	KG 26,643	26,666
4808100000	CORRUGATED PPR/PBRD, W/N PERFORATED NESOI ROLL/SHT COLOMBIA.....	KG 308,489	66,532
	DOMINICAN REPUBLIC.....	285,990	48,735
	NETHERLAND ANTIL. EXC ARUBA.....	15,597	11,745
4808900000	PAPER/PBOARD NESOI EMBOSSED OR PERFORATED ROLL/SHT DOMINICAN REPUBLIC.....	KG 8,265	169,908
4810114000	PPR/PBRD WRITNG ETC NESOI CLAY CTD NOV 150G/M2 ETC DOMINICAN REPUBLIC.....	KG 360,741	508,244
4810290000	PPR/PBRD EX LIT-WGH WRITNG ETC CLAY CTD OV 10% MEC DOMINICAN REPUBLIC.....	KG 881,628	491,084
4810310060	KRFT PPR/PBRD CLAY CTD BLCH NESOI 150G/M2/LESS RLS DOMINICAN REPUBLIC.....	KG 39,796	20,337
4810320020	KRFT FOLDNG CARTN BRD CLAY CTD BLCH OV 150G/M2 RLL DOMINICAN REPUBLIC.....	KG 355,045	259,484
4811312010	BASE STCK MLK CRTN/BEV CNT, CTD IMPRG COV PLASTICS CHINA (TAIWAN).....	KG 340,436	210,537
	JAPAN.....	322,652	193,944
4811392000	PRINTNG PPR CTD/MPG/COV PLASTIC W/N BLC 150G/M2< BRITISH VIRGIN ISLANDS.....	KG 440,452	367,151
	DOMINICAN REPUBLIC.....	16,730	46,152
4811394020	FOLDNG CRTN STCK CTD/MPG/COV PLASTIC 150G/M2< RLL BRITISH VIRGIN ISLANDS.....	KG 10,076	16,527
4811803000	PPR/PPRBOARD, IMPREGNATED WITH LATEX, IN ROLL/SHEET DOMINICAN REPUBLIC.....	KG 1,411	3,927
4811909000	PPR/PBRD/CELLULOSE WADDNG & WEBS COAT/COV ETC NESOI DOMINICAN REPUBLIC.....	KG 41,406	53,704
	TRINIDAD & TOBAGO.....	10,717	5,348
4814900000	WALLPR/SIMLR WALLCYRNG NESOI; PPR WINDW TRANSPAREN COLOMBIA.....	KG 30,689	48,356
4816200000	SELF-COPY PAPER, CUT TO SIZE OR SHAPE BRITISH VIRGIN ISLANDS.....	KG 1,812	23,433
4817300000	PPR/PBRD BOXES/POUCHES/ETC CONT ASSORTMNT STATNERY TRINIDAD & TOBAGO.....	KG 760	4,620
4818100000	TOILET PAPER DOMINICAN REPUBLIC.....	KG 151	3,000
	GUADELOUPE.....	163,929	192,868
	NETHERLAND ANTIL. EXC ARUBA.....	73,066	94,108
	VENEZUELA.....	4,655	7,207
4818200020	TOWELS OF PAPER PULP/PAPER/CELLULOSE WADDING/WEBS DOMINICAN REPUBLIC.....	KG 51,308	75,807
	GUADELOUPE.....	34,900	15,744
	NETHERLAND ANTIL. EXC ARUBA.....	69,720	142,775
4818200040	HANDKERCHIEFS & CLEANSING/FACIAL TISSUES PAPER ETC KG	51,232	106,295
		170	3,484
		18,318	32,996
		21,228	71,596

TABLE 5 - EXPORTS OF MERCHANDISE FROM PUERTO RICO TO FOREIGN COUNTRIES,
BY COMMODITY AND COUNTRY OF DESTINATION: FISCAL YEAR 1999

COMM-CODE	COMMODITY AND UNIT OF QUANTITY	QUANTITY	VALUE-\$
	DOMINICAN REPUBLIC.....	7,718	48,917
	GUADELOUPE.....	777	5,066
	JAMAICA.....	2,000	3,801
	NETHERLAND ANTIL. EXC ARUBA.....	10,733	15,812
4818300000	TABLECLOTHS & TABLE NAPKINS OF PAPER, PPR PULP ETC KG	3,484	17,971
	VENEZUELA.....	3,494	17,971
4818402000	SANITARY PRODUCTS OF PAPER PULP KG	18,928	48,256
	ANGUILLA.....	3,374	15,315
	DOMINICAN REPUBLIC.....	15,554	30,841
4818404010	SANITARY NAPKINS/TAMPONS EX PPR PULP, OF PAPER ETC KG	5,105	42,101
	DOMINICAN REPUBLIC.....	3,361	27,708
	JAMAICA.....	500	3,347
	TRINIDAD & TOBAGO.....	1,244	11,046
4818404030	DIAPERS & DIAPER LINERS EX PAPER PULP OF PAPER ETC KG	2,523,300	7,133,251
	ANGUILLA.....	1,335	10,483
	ANTIGUA.....	65	3,402
	ARGENTINA.....	174,141	241,214
	ARUBA.....	26,901	108,531
	BRITISH VIRGIN ISLANDS.....	1,071	4,578
	CHILE.....	200	3,232
	DOMINICAN REPUBLIC.....	1,769,679	5,334,752
	GUADELOUPE.....	3,420	54,366
	HAITI.....	234,889	308,473
	JAMAICA.....	244,189	774,107
	NETHERLAND ANTIL. EXC ARUBA.....	64,981	267,483
	TRINIDAD & TOBAGO.....	2,419	24,650
4818404060	SANITARY PRODUCTS NESOI EX PPR PULP, OF PAPER ETC KG	39,879	142,440
	ANGUILLA.....	3,034	11,945
	DOMINICAN REPUBLIC.....	36,845	130,495
4818500000	ARTCLS OF APPAREL/CLOTHING ACCESSORS OF PAPER ETC KG	10,817	48,472
	ARUBA.....	1,605	15,117
	JAPAN.....	8,783	20,911
	SPAIN.....	429	12,444
4818900000	BED SHEETS & SIMLR HOUSEHLD/HOSPITAL ART PPR NESOI KG	413,274	2,309,502
	CHILE.....	80	5,440
	COLOMBIA.....	379	17,880
	COSTA RICA.....	375	21,019
	DOMINICAN REPUBLIC.....	410,569	2,210,899
	EL SALVADOR.....	148	10,381
	GUATEMALA.....	379	14,522
	PORTUGAL.....	1,025	23,150
	SPAIN.....	320	6,231
4819100020	SANITARY FOOD & BEV CNTNRS, CORRUGATED PPR/PPRBRD KG	1,377	3,095
	DOMINICAN REPUBLIC.....	1,377	3,095
4819100040	CARTONS/BOXES/CASES OF CORRUGATED PPR/PBRD, NESOI KG	1,971,988	4,437,573
	BRITISH VIRGIN ISLANDS.....	1,068	5,094
	CHINA (TAIWAN).....	4,334	4,030
	COSTA RICA.....	721,881	2,806,066
	DOMINICA.....	3,610	2,691
	DOMINICAN REPUBLIC.....	1,181,433	1,555,576
	ECUADOR.....	11,467	10,830
	GERMANY.....	5,268	6,683
	ITALY.....	280	8,169
	MALAYSIA.....	1,249	8,940
	NETHERLAND ANTIL. EXC ARUBA.....	41,399	28,494
4819200040	FLDNG CRTNS/BOXES/CASES OF NON-CORRUGATED PR NESOI KG	15,008	80,787
	DOMINICAN REPUBLIC.....	3,301	20,666
	FRANCE.....	1,760	6,200
	GERMANY.....	313	2,562
	VENEZUELA.....	9,634	51,359
4819300020	SHIPPING SACKS/MULTIWALL BAGS BASE WIDTH 40CM>, PPR KG	875,867	279,051
	NETHERLAND ANTIL. EXC ARUBA.....	115,879	117,058
	PANAMA.....	759,988	161,993
4819300040	SACKS & BAGS, BASE WIDTH OF 40CM MORE, PAPER NESOI KG	88,170	103,512
	BRITISH VIRGIN ISLANDS.....	190	4,067
	DOMINICAN REPUBLIC.....	39,450	23,400
	HAITI.....	14,341	10,045
	NETHERLAND ANTIL. EXC ARUBA.....	34,189	66,000
4819400040	SACKS & BAGS, CONES, BASE WIDTH <40CM, PAPER NESOI KG	7,881	9,138
	DOMINICAN REPUBLIC.....	7,881	9,138
4819504020	FIBER DRUMS/CANS/TUBES & SIMLR CNTRS OF PAPER ETC KG	13,633	9,238

TABLE 5 - EXPORTS OF MERCHANDISE FROM PUERTO RICO TO FOREIGN COUNTRIES,
BY COMMODITY AND COUNTRY OF DESTINATION: FISCAL YEAR 1989

COMM-CODE	COMMODITY AND UNIT OF QUANTITY	QUANTITY	VALUE-\$
	DOMINICAN REPUBLIC.....	2,268	5,000
	TRINIDAD & TOBAGO.....	11,385	4,238
4819504040	RIGID BOXES & CARTONS OF PAPER/PAPERBOARD, NESOI KG	178,727	283,001
	COSTA RICA.....	20,283	68,818
	DOMINICAN REPUBLIC.....	154,832	221,440
	UNITED KINGDOM OF GT BRITAIN.....	3,812	4,945
4819504060	PACKING CONTAINERS NESOI OF PAPER, PPRBRD, ETC KG	51,606	18,642
	DOMINICAN REPUBLIC.....	51,606	18,642
4820100000	REGISTERS/ACCT BKS/NOTEBOOKS/LETTER PAD ETC PPR/PBRD NO	301,402	227,505
	BRITISH VIRGIN ISLANDS.....	16,560	15,180
	COSTA RICA.....	168,080	65,496
	DOMINICA.....	147	3,980
	DOMINICAN REPUBLIC.....	107,562	132,348
	MEXICO.....	11,053	10,500
4820300040	BINDERS EX LOOSELEAF/FOLDERS/FILE COVERS, PPR/PBRD KG	102,164	115,214
	DOMINICAN REPUBLIC.....	102,164	115,214
4820400000	MANIFOLD BUSINESS FORMS/INTRLEAVED CARBON SETS PPR KG	120,236	1,328,067
	JAPAN.....	31,278	342,202
	NETHERLANDS.....	88,958	985,865
4820500000	ALBUMS FOR SAMPLES/COLLECTIONS OF PAPER/PAPERBOARD NO	17,883	75,441
	COLOMBIA.....	9,129	38,506
	DOMINICAN REPUBLIC.....	1,644	6,935
	FRANCE.....	7,110	30,000
4821100000	PAPER AND PAPERBOARD LABELS OF ALL KINDS, PRINTED KG	148,866	1,630,254
	CANADA.....	8,093	36,747
	DOMINICAN REPUBLIC.....	138,793	1,593,507
4821904000	PAPER/PPRBRD LABELS, UNPRINTED, NOT PRESS-SENSITIVE KG	1,366	13,182
	DOMINICAN REPUBLIC.....	1,366	13,182
4822900000	BOBBINS & SIMILR SUPPORTS NESOI OF PPR PULP PPR ETC KG	194,360	539,528
	DOMINICAN REPUBLIC.....	194,360	539,528
4823110000	GUMMED/ADHESIVE PPR STRIP/ROLL PRESS-SENS NT LABEL KG	1,925	31,352
	BRITISH VIRGIN ISLANDS.....	781	15,155
	NETHERLAND ANTIL. EXC ARUBA.....	1,144	16,197
4823190000	GUMMED/ADHESIVE PPR STRIP/ROLL NT PRESS-SENS NT LABEL KG	87,535	129,362
	DOMINICAN REPUBLIC.....	86,818	126,036
	UNITED KINGDOM OF GT BRITAIN.....	717	3,326
4823400000	ROLL/SHEET/DIAL PRINTED FR SELF-RECORDING APPR, PPR KG	78,734	31,805
	DOMINICAN REPUBLIC.....	78,700	28,156
	MEXICO.....	34	3,649
4823510000	PPR/PBRD FOR GRAPHICS NESOI PRNT/EMBSSD ETC CUT SZ KG	466	11,785
	NETHERLANDS.....	466	11,785
4823594020	PPR/PBRD FOR GRAPHIC ETC CONT 25% MORE COTTON, CUT KG	498	3,329
	ANGUILLA.....	498	3,329
4823594040	PPR/PBRD FOR GRAPHIC ETC NESOI CUT TO SIZE/SHAPE KG	123	4,845
	TRINIDAD & TOBAGO.....	123	4,845
4823600040	TRAYS/DISHES/PLATES ETC NESOI OF PAPER/PPRBOARD KG	9,337	38,727
	DOMINICAN REPUBLIC.....	9,337	38,727
4823700000	MOLDED OR PRESSED ARTICLES OF PAPER PULP KG	51,312	22,542
	DOMINICAN REPUBLIC.....	51,312	22,542
4823903000	CARDS, NOT PUNCHED FR PUNCH CARD MACHINE, PPR/PBRD KG	9,207	22,179
	BARBADOS.....	1,539	3,414
	DOMINICAN REPUBLIC.....	962	3,328
	TRINIDAD & TOBAGO.....	6,806	15,437
4823908550	ARTICLES OF PPR PULP/PPR/PPRBRD/CELLULOSE ETC NESOI KG	43,175	161,265
	COLOMBIA.....	1,086	91,200
	DOMINICA.....	1,854	3,587
	DOMINICAN REPUBLIC.....	22,895	34,193
	JAMAICA.....	17,340	32,285
	PRINTED BOOKS, NEWSPAPERS, PICTURES AND OTHER PRODUCTS OF THE PRINTING INDUSTRY; MANUSCRIPTS, TYPESCRIPTS AND PLANS..... TOTAL		1,669,286
4901100000	PRINTED BOOKS/BROCHURES/LEAFLETS ETC, SINGLE SHEETS KG	46,260	171,553
	ARGENTINA.....	701	2,523
	BRITISH VIRGIN ISLANDS.....	531	15,000
	DOMINICAN REPUBLIC.....	45,028	154,030
4901910020	DICTIONARIES (INCLUDING THESAURUSES) NO	1,719	6,675
	MEXICO.....	1,719	6,675
4901910040	ENCYCLOPEDIAS AND SERIAL INSTALLMENTS THEREOF NO	1,470	6,675

TABLE 5 - EXPORTS OF MERCHANDISE FROM PUERTO RICO TO FOREIGN COUNTRIES,
BY COMMODITY AND COUNTRY OF DESTINATION: FISCAL YEAR 1999

COMM-CODE	COMMODITY AND UNIT OF QUANTITY	QUANTITY	VALUE-\$
4901990010	MEXICO.....	1,470	6,675
	TEXTBOOKS..... NO	47,454	237,849
	DOMINICAN REPUBLIC.....	3,175	13,490
	MEXICO.....	18,979	151,278
	SPAIN.....	24,000	60,000
	VENEZUELA.....	1,300	13,081
4901990020	NEWSPAPER/JOURNALS/PERIODICALS BOUND EX PAPER, SET..... NO	8,334	12,500
	MEXICO.....	8,334	12,500
4901990030	DIRECTORIES..... NO	32,001	40,000
	TRINIDAD & TOBAGO.....	32,001	40,000
4901990040	BIBLES/TESTAMENTS/PRAYER BOOKS OTH RELIGIOUS BOOKS..... NO	77,306	80,112
	DOMINICAN REPUBLIC.....	77,306	80,112
4901990050	TECHNICAL, SCIENTIFIC AND PROFESSIONAL BOOKS..... NO	29,716	136,501
	BRITISH VIRGIN ISLANDS.....	15	2,701
	DOMINICAN REPUBLIC.....	2,195	16,681
	JAPAN.....	19,885	104,390
	NETHERLANDS.....	7,000	9,471
	UNITED KINGDOM OF GT BRITAIN.....	621	3,258
4901990055	ART AND PICTORIAL BOOKS PRINTED NOT SINGLE SHEETS..... NO	3,366	8,617
	ARUBA.....	1,901	2,850
	DOMINICAN REPUBLIC.....	1,465	5,767
4901990070	HARDBOUND BOOKS, NESOI..... NO	28,474	113,947
	SPAIN.....	28,474	113,947
4901990075	RACK SIZE PAPERBOUND BOOKS, NESOI..... NO	3,162	7,164
	BAHAMAS.....	2,401	3,000
	BRITISH VIRGIN ISLANDS.....	761	4,164
4901990093	PRINTED MATTER NESOI 49 OR MORE PAGES EA EX COVERS..... NO	28,817	17,894
	BRITISH VIRGIN ISLANDS.....	4,637	2,879
	DOMINICAN REPUBLIC.....	24,180	15,015
4902902040	BUSINESS ETC PERIODICALS, NESOI SINGLE ISSUES TIED..... NO	7,300	6,570
	COLOMBIA.....	7,300	6,570
4902905000	JOURNALS/PERIODICALS NESOI, INCL SINGL ISSUES TIED..... NO	6,220	9,328
	DOMINICAN REPUBLIC.....	6,220	9,328
4903000000	CHILDREN'S PICTURE, DRAWING OR COLORING BOOKS..... NO	146,516	16,257
	DOMINICAN REPUBLIC.....	146,516	16,257
4905910000	MAPS, CHARTS, ATLASES ETC NESOI PRINTED, BOOK FORM..... NO	14,029	140,000
	GERMANY.....	14,029	140,000
4907000000	UNUSED POSTAGE, BANKNOTES, CHECK FORMS, STOCK, ETC..... KG	1,785	20,726
	ANTIGUA.....	1,672	14,153
	DOMINICAN REPUBLIC.....	113	6,573
4909004040	CARDS, PRINTED, NESOI..... THS	834	16,849
	PERU.....	834	16,849
4910000000	CALENDARS, CALENDAR BLOCKS OF ANY KIND, PRINTED..... KG	11,769	54,777
	DOMINICAN REPUBLIC.....	11,769	54,777
4911100050	CATALOGS, PRINTED..... KG	440	7,699
	COLOMBIA.....	87	4,499
	DOMINICAN REPUBLIC.....	353	3,200
4911100090	TRADE ADVERTISING MATERIAL, PRINTED, NESOI..... KG	60,967	488,153
	DOMINICAN REPUBLIC.....	59,835	467,161
	ITALY.....	473	10,950
	MEXICO.....	104	3,000
	NETHERLANDS.....	397	3,870
	SWEDEN.....	158	3,172
4911910040	PICTURES, DESIGNS AND PHOTOGRAPHS, PRINTED, NESOI..... KG	1,307	10,295
	MEXICO.....	39	6,000
	NETHERLANDS.....	1,268	4,295
4911990000	PRINTED MATTER, NESOI..... KG	43,256	59,145
	COLOMBIA.....	1,459	5,000
	DOMINICAN REPUBLIC.....	41,797	54,145
	TEXTILES AND TEXTILES ARTICLES..... TOTAL		183,585,774
	SILK..... TOTAL		685,396
5006000000	SILK YARN&YARN/SILK WASTE,RETAIL SALE,SILKWORM GUT..... KG	30,165	28,348
	DOMINICAN REPUBLIC.....	15,740	23,500
	GUADELOUPE.....	14,425	4,846
5007100000	WOVEN FABRICS OF NOIL SILK..... M2	2,067	10,986
	DOMINICAN REPUBLIC.....	2,013	4,992
	ITALY.....	54	5,994

TABLE 5 - EXPORTS OF MERCHANDISE FROM PUERTO RICO TO FOREIGN COUNTRIES,
BY COMMODITY AND COUNTRY OF DESTINATION: FISCAL YEAR 1999

COMMA-CODE	COMMODITY AND UNIT OF QUANTITY	QUANTITY	VALUE-\$
5007900000	WOVEN FABRICS OF SILK OR SILK WASTE - OTHER NESOI M2	84,477	646,084
	BRITISH VIRGIN ISLANDS.....	336	2,571
	DOMINICAN REPUBLIC.....	83,357	637,500
	GUADELOUPE.....	784	5,993
	WOOL,FINE OR COARSE ANIMAL HAIR; HORSEHAIR YARN AND WOVEN FABRIC..... TOTAL	234	8,004
5103100000	NOILS OF WOOL OR OF FINE ANIMAL HAIR KG	234	8,004
	DOMINICAN REPUBLIC.....	234	8,004
	COTTON..... TOTAL		3,587,431
5201001090	COT,NOT CARDED/COMBED,STP LNCH >25.4 AND <28.58 MM RBA	809	265,000
	DOMINICAN REPUBLIC.....	809	265,000
5201009000	OTHER COTTON,NOT CARDED/COMBED,STAPLE > = 28.58 MM RBA	1,275	433,500
	JAPAN.....	1,275	433,500
5202990000	COTTON WASTE,OTHER THAN YARN WASTE+GARNETTED STOCK KG	74,174	34,248
	ANTIGUA.....	13,845	20,348
	DOMINICAN REPUBLIC.....	60,329	13,900
5204110000	COTTON SEWING THREAD,NOT RETAIL,>85% BY WGT COTTON KG	5	3,008
	DOMINICAN REPUBLIC.....	5	3,008
5204190000	COTTON SEWING THREAD,NOT RETAIL,<85% BY WGT COTTON KG	1,760	33,749
	DOMINICAN REPUBLIC.....	1,760	33,749
5204200000	COTTON SEWING THREAD, PUT UP FOR RETAIL SALE KG	257	17,324
	DOMINICAN REPUBLIC.....	257	17,324
5205120000	COT YRN,SNGL,UNCMED,>=85%COT,NT RETAIL,>14NM<=43NM KG	115,213	545,635
	DOMINICAN REPUBLIC.....	115,213	545,635
5205220000	COT YRN,SNGL,COMBO,>=85%COT,NT RETAIL,>14NM<=43NM KG	43,078	104,831
	DOMINICAN REPUBLIC.....	43,078	104,831
5205230000	COT YRN,SNGL,COMBO,>=85%COT,NT RETAIL,>43NM<=52NM KG	111,479	320,749
	DOMINICAN REPUBLIC.....	111,479	320,749
5207100000	COT YARN,NOT SEWING THREAD,FOR RETAIL SALE=>85%COT KG	133,614	267,924
	DOMINICAN REPUBLIC.....	133,614	267,924
5208119000	OTHER PLAIN WV,UNBLEACHED,>=85%COT,<=100G/M1,>=69# M2	49,694	74,292
	DOMINICAN REPUBLIC.....	49,694	74,292
5208524040	WOV FAB COT CON >85% WGT COT >100G/M2 #44-68 SHEET M2	29,725	42,715
	DOMINICAN REPUBLIC.....	29,725	42,715
5209320000	WOV COT FAB, 85% COT, DY 3-OR4-TH TWILL OV 200G/M2 M2	133,155	249,068
	DOMINICAN REPUBLIC.....	133,155	249,068
5209390030	WOV COT FAB, 85% COT DY SATIN ETC OVER 200 G/M2 M2	24,004	72,008
	DOMINICAN REPUBLIC.....	24,004	72,008
5209390070	WOV COT FAB 85% COT, DY NOTPLWOV NESOI OV 200 G/M2 M2	30,333	104,770
	ANGUILLA.....	785	2,640
	ANTIGUA.....	5,219	18,028
	ARUBA.....	9,150	31,605
	BARBADOS.....	1,730	5,975
	NETHERLAND ANTIL. EXC ARUBA.....	3,492	12,057
	VENEZUELA.....	9,977	34,465
5209420050	WOV FAB COT >85% COT >200G/M2 YR DF C D >360G/M2 M2	394,642	1,012,424
	DOMINICAN REPUBLIC.....	394,642	1,012,424
5210410000	WOV COT FAB UN85% COTMMF YNDYED PLWV NOV 200 G/M2 M2	4,350	6,186
	NETHERLAND ANTIL. EXC ARUBA.....	4,350	6,186
	OTHER VEGETABLE TEXTILE FIBERS;PAPER YARN AND WOVEN FABRICS OF PAPER YARN..... TOTAL	5,541	49,050
5311000000	WOV FAB OF OT VEG TEXTILE FIB WOV FAB OF PPR YARN KG	5,541	49,050
	DOMINICAN REPUBLIC.....	5,541	49,050
	MAN-MADE FILAMENTS..... TOTAL		4,302,983
5401100000	SEWING THREAD SYNTHETIC FILAMENTS, FOR RETAIL SALE KG	18,796	287,503
	DOMINICA.....	158	3,000
	DOMINICAN REPUBLIC.....	18,628	284,503
5402100000	SYN FIL YARN EX SEWING NO RETAIL, NYLON ETC KG	13	5,230
	DOMINICAN REPUBLIC.....	13	5,230
5402310000	SYN FIL YN EXSEW NO RT TX NYLON YN NOV 500 DECITEX KG	45,281	139,756
	DOMINICAN REPUBLIC.....	45,281	139,756
5402330000	SYN FIL YN EXSEW NO RT TX POLYESTER KG	87,248	126,515
	DOMINICAN REPUBLIC.....	87,248	126,515

TABLE 5 - EXPORTS OF MERCHANDISE FROM PUERTO RICO TO FOREIGN COUNTRIES,
BY COMMODITY AND COUNTRY OF DESTINATION: FISCAL YEAR 1999

COMM-CODE	COMMODITY AND UNIT OF QUANTITY	QUANTITY	VALUE-\$
5402410040	SYN FIL YN EXSEW NO RT SING,MULT TWT >=5TRN NYLNP	KG	2,711
	DOMINICAN REPUBLIC.....		2,711
5402490090	SYN FIL YN EXSEW NO RT SING,MULT TWT >=5 TRN NESOI	KG	111,088
	CHINA (TAIWAN).....		206
	GERMANY.....		17,881
	POLAND.....		63
	UNITED KINGDOM OF GT BRITAIN.....		92,938
5402620000	POLYESTERS FILMT YN MULTIPLE/CABLED NT RETAIL SALE	KG	3,953
	DOMINICAN REPUBLIC.....		3,953
5403490000	ART FILA EXP VISCOSE RAYON/ACETATE MULTIPLE/CABLED	KG	27,694
	DOMINICAN REPUBLIC.....		27,694
5404108040	POLYESTER MONOFILAMENT OF >67 DECITEX X-DIMEN >1MM	KG	15,339
	CHINA (TAIWAN).....		2,266
	UNITED KINGDOM OF GT BRITAIN.....		13,073
5404108080	SYNTHETIC MONOFILAMENT EXP NYLON OR POLYESTER YARN	KG	15,030
	COLOMBIA.....		2,688
	UNITED KINGDOM OF GT BRITAIN.....		12,342
5404900000	SYNTHETIC STRIP WIDTH NOT > 5MM	KG	1,053
	DOMINICAN REPUBLIC.....		1,053
5405003000	ARTIFICIAL MONOFILAMENT > 67 DECITEX WIDTH NT 1MM	KG	1,158
	DOMINICAN REPUBLIC.....		1,158
5407100000	WOV FAB SYN FIL HI TEN NYLON ETC AND POLYESTER	M2	2,147
	PANAMA.....		2,147
5407610000	WOV FAB CONT 85% OR > BY WGT NONTEXTURED POLY FILA	M2	24,185
	IRELAND.....		24,185
5407710000	WOV FAB SYN FIL YN NESOI 85% SYN FIL NESOI UNBL BL	M2	17,755
	COLOMBIA.....		9,546
	DOMINICAN REPUBLIC.....		8,209
5407720000	WOV FAB SYN FIL YN NESOI 85% SYN FIL NESOI DYED	M2	70,202
	DOMINICAN REPUBLIC.....		70,202
5408100000	WOVEN FAB OF VISCOSE RAYON, HIGH TENACITY YARN	M2	354
	DOMINICAN REPUBLIC.....		354
5408210000	WOV FAB ART FIL EX RA 85% ART FIL UNBL BL	M2	1,173
	REPUBLIC OF KOREA.....		1,173
	MAN-MADE STAPLE FIBERS.....	TOTAL	583,053
5501100000	SYNTHETIC FILAMENT TOW OF NYLON OR OTHER POLYAMIDE	KG	101
	PANAMA.....		101
5505200000	WASTE NOILS, YARN WST & GARN STCK MMF ARTIF FIBER	KG	2,502
	DOMINICAN REPUBLIC.....		2,502
5508100000	SEW THD MMF STPL FIB WTH NT RETAIL SALE SYN STP FB	KG	38,805
	DOMINICAN REPUBLIC.....		38,805
5508200000	SEW THD MMF STPL FIB WTH NT RETAIL SALE ART STP FB	KG	2,504
	DOMINICAN REPUBLIC.....		2,504
5509410000	YRN N SWG TD SY ST FB N RTL SL >=85% O YR SY SF SY	KG	2,653
	DOMINICAN REPUBLIC.....		2,653
5513130000	WV FB SYN S F <85% SF M COT WT<170G/M2 U/B OWFPSF	M2	12,374
	DOMINICAN REPUBLIC.....		12,374
	WADDING,FELT AND NONWOVENS;SPECIAL YARNS;TWINE,CORDAGE,ROPES AND CABLES AND ARTICLES THEREOF.....	TOTAL	57,797
5601100000	SANITARY NAP & TAMP, DIAP & LINER & SIMI ARTI WAD	KG	205
	DOMINICAN REPUBLIC.....		205
5601220000	WADDING; OTHER ARTICLES OF WADDING OF MANMADE FIB	KG	428
	ST. LUCIA.....		428
5602290000	OTH FELT NT IMPREG COATED COV O LAM O OTH TEX MAT	KG	14,508
	DOMINICAN REPUBLIC.....		14,508
5603140000	NONWOVENS, OF MMF WEIGHING > 150 G/M2	KG	1,116
	DOMINICAN REPUBLIC.....		1,000
	ITALY.....		116
5603943500	NONWOVENS NOT OF MMF > 150 G/M2; NT FLR COVR UNDLY	KG	5,882
	DOMINICAN REPUBLIC.....		5,882
5604100000	RUB THREAD AND CORD TEX COV LIKE HEADING 5404/5405	KG	555
	DOMINICAN REPUBLIC.....		555
5607290000	TWINE, CORD, ROPE & CABLE, OF SISAL FIBERS, NESOI	KG	34,825
	DOMINICAN REPUBLIC.....		34,825
5607500000	TWINE, CORD WHET/NT PLAIT IMPREG W/RUB OTH SYN FIB	KG	278
	DOMINICAN REPUBLIC.....		278

TABLE 5 - EXPORTS OF MERCHANDISE FROM PUERTO RICO TO FOREIGN COUNTRIES,
BY COMMODITY AND COUNTRY OF DESTINATION: FISCAL YEAR 1999

COMM-CODE	COMMODITY AND UNIT OF QUANTITY	QUANTITY	VALUE-\$
	CARPETS AND OTHER TEXTILE FLOOR COVERINGS..... TOTAL	4,848	43,972
5703200000	CARPETS,ETC,NYLON/OTHR POLYAMIDES,TUFTD,W/N MDE-UP M2	3,688	29,787
	ST.CHRISTOPHER-NEVIS.....	3,688	29,787
5705000000	OTHR CARPETS&OTHR TEX FLOOR COV,WHETHR/NOT MADE-UP M2	1,160	14,175
	DOMINICAN REPUBLIC.....	1,160	14,175
	SPECIAL WOVEN FABRICS;TUFTED TEXTILE FABRICS; LACE; TAPESTRIES; TRIMMINGS; EMBROIDERY..... TOTAL		28,585,279
5801900000	WOV PILE FAB & CHENILLE FAB OTHER TEXTILE MATERIAL M2	3,901	35,635
	DOMINICAN REPUBLIC.....	3,901	35,635
5804100000	TULS & OTH NET FAB NT INC WOV, KNT OR CROCH FABS KG	2,801	18,674
	DOMINICAN REPUBLIC.....	148	2,829
	ST. LUCIA.....	2,522	12,779
	ST.CHRISTOPHER-NEVIS.....	131	3,066
5804210000	LACE IN PCE, STRIP, NOT OF 6002; MMF MECH MDE LACE KG	281	5,497
	DOMINICAN REPUBLIC.....	281	5,497
5804290000	LACE IN PIECE,NOT OF 6002,MECH MDE LCE OTH TEX MAT KG	38,251	869,406
	DOMINICAN REPUBLIC.....	38,251	869,406
5806100000	WOV PILE FAB (INC TERRY TOWEL & SIM) & CHENILLE FAB KG	2,039	48,679
	DOMINICAN REPUBLIC.....	2,039	48,679
5806200000	NAR WOV FAB NESOI >5% ELASTOMERIC YRN/RUBBER THRD KG	1,708,008	17,886,196
	DOMINICAN REPUBLIC.....	1,708,008	17,886,196
5806310000	NARROW WOVEN FABRICS, NESOI, OF COTTON KG	21,395	272,255
	DOMINICAN REPUBLIC.....	21,395	272,255
5806321090	OTHER RIBBONS OF MANMADE FIBERS NESOI KG	175	14,593
	GERMANY.....	75	7,941
	UNITED KINGDOM OF GT BRITAIN.....	100	6,652
5806322000	OTHER NARROW WOVEN FABRICS OF MMF NESOI KG	23,990	213,900
	DOMINICAN REPUBLIC.....	23,990	213,900
5806391000	WOVEN FABRICS OF WOOL/FAH NESOI KG	181	4,066
	DOMINICAN REPUBLIC.....	181	4,066
5806392000	WOVEN FABRICS OF VEG FIB EXCEPT COTTON NESOI KG	383	7,480
	DOMINICAN REPUBLIC.....	383	7,480
5806393080	NAR WOVEN FABRICS OF TEXTILE MATERIAL, NESOI KG	909,675	7,117,488
	CHILE.....	15,543	100,527
	DOMINICAN REPUBLIC.....	894,132	7,016,961
5806400000	NAR FAB WARP W/O WEFT ASSEMBLED WITH AN ADHESIVE KG	4,892	10,455
	DOMINICAN REPUBLIC.....	4,892	10,455
5807101000	WOV LABEL & SIM ART IN PE STRP/CUT SHPE/SZE N/EMBR KG	851	26,321
	COSTA RICA.....	55	3,625
	DOMINICAN REPUBLIC.....	796	22,696
5807102000	WOV BADGE & SIM ART IN PE STRP/CUT SHPE/SZE N/EMBR KG	5,737	15,296
	DOMINICAN REPUBLIC.....	5,737	15,296
5807901000	OTH LABEL & SIM ART IN PE STRP/CUT SHPE/SZE N/EMBR KG	2,310	142,288
	DOMINICAN REPUBLIC.....	2,310	142,288
5807902000	OTH BADGE & SIM ART IN PE STRP/CUT SHPG/SZE N/EMBR KG	86,961	1,780,715
	DOMINICAN REPUBLIC.....	86,961	1,780,715
5808100000	BRAID IN PIECE W/O EMBROID OTH THAN KNIT/CROCHETED KG	420	3,299
	DOMINICAN REPUBLIC.....	420	3,299
5808900000	ORN TRIM PE W/O EMBROID N/KT CROC, TASEL, POM, ETC KG	7,439	64,813
	DOMINICAN REPUBLIC.....	7,439	64,813
5809000000	WOVEN FABRICS OF METAL THREAD & METALIZED YARN NEC M2	684	2,509
	DOMINICAN REPUBLIC.....	684	2,509
5810100000	EMBROID IN PCE, STRIPS, MOTIFS W/O VISABLE GROUND KG	742	17,832
	DOMINICAN REPUBLIC.....	742	17,832
5810910000	EMBROID IN PE, STRIP OR MOTIFS: OTH EMBROID OF COT KG	80	3,394
	DOMINICAN REPUBLIC.....	80	3,394
5810920000	EMBROID IN PE, STRIP OR MOTIFS: OTH EMBROID OF MMF KG	1,782	14,046
	DOMINICAN REPUBLIC.....	1,779	8,595
	VENEZUELA.....	3	5,451
5811000000	QUILT TEX PROD PE 1> LAYR W/PAD STCH N/EMBR H 5810 KG	1,070	10,440
	GERMANY.....	1,070	10,440
	IMPREGNATED,COATED,COVERED OR LAMINATED TEXTILE FABRICS;TEXTILE ARTICLES OF A KIND SUITABLE FOR INDUSTRIAL USE..... TOTAL		766,050

TABLE 5 - EXPORTS OF MERCHANDISE FROM PUERTO RICO TO FOREIGN COUNTRIES,
BY COMMODITY AND COUNTRY OF DESTINATION: FISCAL YEAR 1999

COMM-CODE	COMMODITY AND UNIT OF QUANTITY	QUANTITY	VALUE-\$
5901900000	TRACING CLOTH;PREPRD PAINTG CANVAS;BUCKRAM-HAT FND NETHERLANDS.....	M2 16,436	37,500 37,500
5902900000	TIRE CORD FABRIC OF HIGH TENACITY YARN, VISC RAYON DOMINICAN REPUBLIC.....	KG 4,291	58,626 58,626
5903101000	TEXTILE FABRICS NESOI COATED ETC WITH PVC, COTTON ITALY.....	M2 2,203	6,322 6,322
5903101600	TEXTILE FABRICS,MMF,COATED,ETC, POLYVINYL CHLORIDE DOMINICAN REPUBLIC.....	M2 7,427	19,539 17,037
5903201000	NETHERLAND ANTIL. EXC ARUBA.....		851 2,502
5903201600	TEXTILE FABRIC NESOI, COATED ETC WITH PU, COTTON SPAIN.....	M2 6,000	25,156 25,156
5903201600	TEXTILE FABRICS MMF, COATED, ETC WITH POLYURETHANE CHILE.....	M2 5,005	14,064 3,197
5903901600	DOMINICAN REPUBLIC.....		3,867 10,867
5903901600	TEX FABRIC MMF COATED,ETC WITH OTHER PLASTIC,NESOI DOMINICAN REPUBLIC.....	M2 64,331	437,636 434,459
5903903090	THAILAND.....		259 3,177
5903903090	TEXT FABRIC IMPREG,CTED,CVRD WITH PLASTIC NESOI ANGUILLA.....	M2 6,835	11,308 2,990
5906100000	BRITISH VIRGIN ISLANDS.....		5,101 8,316
5906100000	ADHESIVE TAPE NOT OVER 20 CM WIDE DOMINICAN REPUBLIC.....	KG 178	5,294 5,294
5906911800	RUBBERIZED TEXTILE FABRICS,KNITTED/CROCHETD OF MMF BRITISH VIRGIN ISLANDS.....	M2 1,764	10,521 6,267
5906991000	NETHERLAND ANTIL. EXC ARUBA.....		1,706 4,254
5906991000	RUB TEXTILE FABRICS NESOI, NOT KNIT ETC, COTTON DOMINICAN REPUBLIC.....	M2 10,670	31,897 31,897
5906991800	RUBBERIZED TEXTILE FABRICS,NOT KNITD/CROCHETED,MMF DOMINICA.....	M2 27,742	18,802 5,200
5911900040	DOMINICAN REPUBLIC.....		7,673 13,602
5911900040	TEXTILE CORDS, BRAIDS & THE LIKE, USED IN INDUSTRY COLOMBIA.....	KG 365	24,624 24,624
5911900080	TEXTILE PRODUCTS ETC FOR TECHNICAL USES NESOI DOMINICAN REPUBLIC.....	KG 2,674	64,763 50,297
	JAPAN.....		1,458 3,855
	TURKEY.....		92 10,811
	KNITTED OR CROCHETED FABRICS..... TOTAL		1,830,197 19,369,407
6001990000	OTHER PILE FABRIC OTHER TEXTILE MATRL KNIT/CROCHET DOMINICAN REPUBLIC.....	KG 6,792	4,435 4,435
6002108000	OTH KNIT FAB <30 CM WD >5% ELSTOMERIC YRN/RUB THRD DOMINICAN REPUBLIC.....	KG 229,606	5,226,357 5,191,307
6002206000	JAMAICA.....		228,427 4,682
6002206000	SPAIN.....		110 30,368
6002206000	OTH KNITTED FAB OF MMF <=30 CM, CON < 5% ELAS YARN DOMINICAN REPUBLIC.....	KG 9,267	133,547 133,547
6002420000	OTHER WARP KNIT FABRICS(INCLUDING GALLOON)OF COTTON DOMINICAN REPUBLIC.....	KG 30,912	162,003 162,003
6002430070	OTHER WARP KNIT FABRIC(INCL GALLOON)MAN-MADE FIBER DOMINICAN REPUBLIC.....	KG 14,133	214,472 214,472
6002490000	OTHER WARP KNIT FABRICS (INCLUDING GALLOON); OTHER DOMINICAN REPUBLIC.....	KG 5,949	22,954 22,954
6002929000	OTH KT FAB OF COT, NT EXC 100 MET NUMBER PER YARN DOMINICAN REPUBLIC.....	KG 805,267	7,142,585 7,142,585
6002929080	KNITTED OR CROCHETED COTTON FABRICS, NESOI DOMINICAN REPUBLIC.....	KG 723,415	6,408,677 6,408,677
6002990000	OTH KNT/CROCHET FABRIC OTH TEXTILE MATERIALS,NESOI BRAZIL.....	KG 4,856	54,377 8,822
	NETHERLAND ANTIL. EXC ARUBA.....		743 45,555
	ARTICLES OF APPAREL AND CLOTHING ACCESSORIES,KNITTED OR CROCHETED..... TOTAL		79,688,445
6101100000	M/B OVERCOATS, CARCOATS, ETC OF WOOL, KNIT DOMINICAN REPUBLIC.....	DOZ 2,377	104,585 104,585
6103420000	M/B TROUSERS OVERALLS SHORTS ETC COTTON, KNIT NETHERLAND ANTIL. EXC ARUBA.....	DOZ 80	5,134 5,134
6104130000	WOMEN'S OR GIRLS' SUITS OF SYNTHETIC FIBERS, KNITT DOMINICAN REPUBLIC.....	NO 2,376	48,680 48,680

TABLE 5 - EXPORTS OF MERCHANDISE FROM PUERTO RICO TO FOREIGN COUNTRIES,
BY COMMODITY AND COUNTRY OF DESTINATION: FISCAL YEAR 1999

COMM-CODE	COMMODITY AND UNIT OF QUANTITY	QUANTITY	VALUE-\$
6104191200	W/G SUITS OF ARTIF FIBERS CONT 23% MORE WOOL, KNIT NETHERLAND ANTIL. EXC ARUBA.....	NO 462	9,449 9,449
6104192000	W/G SUITS OF OTHER TEXTILE MATERIALS, KNIT NETHERLAND ANTIL. EXC ARUBA.....	NO 331	8,834 8,834
6104210000	W/G ENSEMBLES OF WOOL, KNIT COSTA RICA.....	DOZ 112	2,576 2,576
6104392000	W/G SUIT-TYPE JACKET/BLAZER OTHER TEXTILE MTRL, KT ITALY.....	DOZ 370	29,990 29,990
6104530000	W/G SKIRTS & DIVIDED SKIRTS OF SYNTHETIC FIB, KNIT NETHERLAND ANTIL. EXC ARUBA.....	DOZ 136	8,843 8,843
6104610000	W/G TROUSERS OVERALLS BREECHES SHORTS OF WOOL,KNIT DOMINICAN REPUBLIC.....	DOZ 416	31,760 31,760
6105100000	MEN'S OR BOYS' SHIRTS OF COTTON, KNITTED OR CROCHE BRITISH VIRGIN ISLANDS.....	DOZ 1,816	59,206 59,206
	CHILE.....	210	9,445
	UNITED KINGDOM OF GT BRITAIN.....	1,518	47,060
6105200000	MEN'S OR BOYS' SHIRTS OF MANMADE FIBERS, KNITTED O DOMINICAN REPUBLIC.....	DOZ 370	47,786 47,786
6105900000	MEN'S/BOYS' SHIRTS OF OTHER TEXTILE MATERIALS,KNIT ARUBA.....	DOZ 393	23,103 23,103
6107110000	MEN'S OR BOYS' UNDERPANTS AND BRIEFS COTTON, KNIT BRITISH VIRGIN ISLANDS.....	DOZ 4,543,235	65,655,251 65,655,251
	DOMINICA.....	228	5,190
	DOMINICAN REPUBLIC.....	1,130	17,411
	FRANCE.....	4,531,777	65,476,918
	NETHERLAND ANTIL. EXC ARUBA.....	3,076	47,427
	TRINIDAD & TOBAGO.....	950	14,647
6108110000	WOMEN'S/GIRLS' SLIPS & PETTICOATS MANMADE FIB, KT DOMINICAN REPUBLIC.....	DOZ 68	8,515 8,515
6108190000	W/G SLIPS AND PETTICOATS OT TEXTILE MATERIALS, KT DOMINICAN REPUBLIC.....	DOZ 2,419	127,844 127,844
6108210000	WOMEN'S OR GIRLS' BRIEFS AND PANTIES COTTON, KNIT COSTA RICA.....	DOZ 94,183	1,542,169 1,542,169
	DOMINICAN REPUBLIC.....	388	8,265
	NETHERLAND ANTIL. EXC ARUBA.....	92,603	1,521,753
6108220000	WOMEN'S/GIRLS' BRIEFS & PANTIES MANMADE FIBER, KT DOMINICAN REPUBLIC.....	DOZ 1,192	12,151 12,151
	NETHERLAND ANTIL. EXC ARUBA.....	490,999	4,609,831
	DOMINICAN REPUBLIC.....	490,999	4,609,831
6108310000	W/G NIGHTDRESSES & PAJAMAS OF COTTON, KNIT CANADA.....	DOZ 7	3,949 3,949
6108910000	W/G NEGLIGEEES BATHROBES & SIMILAR ART COTTON, KNIT BARBADOS.....	DOZ 724	48,742 48,742
6108990000	W/G NEGLIGEEES & SIMILAR ARTICLES OT TEX MTRL, KNIT HAITI.....	DOZ 1,405	36,013 36,013
6109100005	M OR B T-SHIRTS ALL WHITE OF COT KT SS W/O PKT T E DOMINICAN REPUBLIC.....	DOZ 744	30,000 30,000
6109100009	M/B ARTICLES SIMILAR TO T-SHIRTS ETC OF COT, KNIT DOMINICAN REPUBLIC.....	DOZ 690	26,496 26,496
6109100013	MEN'S OR BOYS' T-SHIRTS EX WHITE OF COTTON, KNIT ARUBA.....	DOZ 1,278	24,726 24,726
	FRANCE.....	525	8,701
	ST.CHRISTOPHER-NEVIS.....	99	2,931
6109100037	WOMEN'S OR GIRLS' UNDERWEAR OF COTTON KNIT CROCHET ARUBA.....	DOZ 35,287	652,955 652,955
	DOMINICAN REPUBLIC.....	539	5,415
6109901008	MEN'S OR BOYS' T-SHIRTS OF MANMADE FIBERS KNITTED ANGUILLA.....	DOZ 252	8,080 8,080
6109901047	M/B ARTICLES THERMAL T-SHIRTS, ETC OF MMF, KNIT BRITISH VIRGIN ISLANDS.....	DOZ 372	8,281 8,281
6109901090	W/G ARTICLES SIMILAR TO T-SHIRTS, ETC OF MMF, KNIT DOMINICAN REPUBLIC.....	DOZ 171,012	2,869,107 2,869,107
6111200000	BABIES' GARMENTS & CLTHNG ACCESS OF COTTON, KNIT ARGENTINA.....	DOZ 11,146	38,000 38,000
6114200000	OTHER GARMENTS OF COTTON, KNITTED OR CROCHETED ARUBA.....	DOZ 431	7,979 7,979
6115920000	SOCKS & OTHER HOSIERY NESOI OF COTTON, KNIT MEXICO.....	DPR 1,466	13,572 13,572
6117200000	TIES, BOW TIES AND CRAVATS, KNITTED OR CROCHETED DOMINICAN REPUBLIC.....	DOZ 20,368	602,182 602,182
6117800000	OTHER MADE-UP CLOTHING ACCESSORIES, KNITTED OR CRO DOMINICAN REPUBLIC.....	DOZ 47,501	868,100 868,100
6117900000	PARTS OF GARMENTS OR OF CLOTHING ACCESSORIES, KNIT	DOZ 104,129	2,130,907

TABLE 5 - EXPORTS OF MERCHANDISE FROM PUERTO RICO TO FOREIGN COUNTRIES,
BY COMMODITY AND COUNTRY OF DESTINATION: FISCAL YEAR 1999

COMM-CODE	COMMODITY AND UNIT OF QUANTITY	QUANTITY	VALUE-\$
	DOMINICAN REPUBLIC.....	100,109	2,034,418
	JAMAICA.....	4,020	96,489
	ARTICLES OF APPAREL AND CLOTHING		
	ACCESSORIES, NOT KNITTED OR CROCHETED..... TOTAL		42,681,121
6201110000	M/B OVERCOATS CARCOATS SIMILAR ART WOOL, NOT KNIT DOZ	481	2,656
	SPAIN.....	481	2,656
6201190000	M/B OVERCOATS CARCOATS SMLR ART OT TEX MTRL, NT KT DOZ	2,840	339,539
	HONDURAS.....	2,840	339,539
6203190000	MEN'S OR BOYS' SUITS OT TEXTILE MATERIALS, N KNIT DOZ	213	14,817
	ARUBA.....	213	14,817
6203424013	M&B TROUSERS, BREECHES BLUE DENIM COT NOT KNT NESOI DOZ	3,870	204,215
	DOMINICAN REPUBLIC.....	3,789	198,417
	SPAIN.....	81	5,798
6203493000	M/B TROUSER OVERALL SHORT ETC OT TEX MTRL, N KNIT DOZ	358	12,050
	ARUBA.....	358	12,050
6204330000	W/G SUIT-TYPE JACKETS & BLAZERS SYN FIBERS, N KNIT DOZ	7	5,235
	BRITISH VIRGIN ISLANDS.....	7	5,235
6204520000	WOMEN'S/GIRLS' SKIRTS & DIVIDED SKIRTS COTTON, N KT DOZ	289	6,368
	DOMINICAN REPUBLIC.....	289	6,368
6204621000	W&G TROUSERS ETC OF COTTON CON>=15% DWN, WFP NT KNT DOZ	4,494	218,449
	DOMINICAN REPUBLIC.....	4,494	218,449
6204622000	W/G OVERALLS OF COTTON, NOT KNITTED, NESOI DOZ	17,995	876,459
	DOMINICAN REPUBLIC.....	17,995	876,459
6204624013	W/G TROUSERS ETC COT BLUE DENIM NOT CONT DOWN, N KT DOZ	119,098	5,754,010
	DOMINICAN REPUBLIC.....	119,098	5,754,010
6204624017	W/G TROUSERS ETC OT COTTON NOT CONT DOWN, NOT KNIT DOZ	514	79,051
	CANADA.....	514	79,051
6205202022	MEN'S OR BOYS' DRESS SHIRTS OF COTTON, NOT KNITTED DOZ	602	17,585
	DOMINICAN REPUBLIC.....	602	17,585
6205203000	MEN'S OR BOYS' OTHER SHIRTS OF COTTON, NOT KNITTED DOZ	4	2,572
	DOMINICAN REPUBLIC.....	4	2,572
6205900000	MEN'S OR BOYS' SHIRTS OT TEXTILE MATERIALS, NT KNIT DOZ	2,208	60,134
	ARUBA.....	317	13,995
	BRITISH VIRGIN ISLANDS.....	1,085	10,959
	COSTA RICA.....	128	2,944
	DOMINICAN REPUBLIC.....	3	2,520
	NETHERLAND ANTIL. EXC ARUBA.....	675	29,716
6206300000	W/G BLOUSES SHIRTS & SHIRT BLOUSES COTTON, NOT KNIT DOZ	1,371	41,404
	DOMINICAN REPUBLIC.....	1,369	38,467
	ST. VINCENT & THE GRENADINES.....	2	2,937
6207110000	M/B UNDERPANTS AND BRIEFS OF COTTON, NOT KNIT DOZ	629	8,324
	NETHERLAND ANTIL. EXC ARUBA.....	629	8,324
6207190000	M/B UNDERPANTS AND BRIEFS OT TEXTILE MTRL, NOT KNIT DOZ	4,211	49,791
	BARBADOS.....	4,211	49,791
6207995000	M/B SINGLET & OT UNDERSHIRTS OT TEXTILE MTRL, N KT DOZ	15	9,600
	DOMINICAN REPUBLIC.....	15	9,600
6208190000	W/G SLIPS & PETTICOATS OT TEXTILE MATERIALS, N KT DOZ	2,422	27,995
	DOMINICAN REPUBLIC.....	2,422	27,995
6208911000	W/G BATHROBES DRSSNG GOWN/SMLR ART COTTON, NOT KNIT DOZ	931	41,918
	DOMINICAN REPUBLIC.....	931	41,918
6208913000	W/G SNGLET OT UNSHIRT PANTIES ETC COTTON, NOT KNIT DOZ	47,298	2,139,235
	BARBADOS.....	1,151	51,651
	DOMINICAN REPUBLIC.....	45,680	2,066,783
	JAPAN.....	364	16,306
	VENEZUELA.....	101	4,495
6208920035	W/G SNGLET OT UNSHIRT PANTIES ETC MANMADE FIB, N KT DOZ	268,861	2,942,182
	DOMINICAN REPUBLIC.....	266,867	2,929,038
	JAMAICA.....	1,504	8,650
	VENEZUELA.....	490	4,494
6210100000	GARMENTS OF FABRIC OF FELTS/NONWOVEN, NOT KNIT DOZ	839	16,089
	DOMINICAN REPUBLIC.....	708	12,202
	JAMAICA.....	131	3,887
6211110000	MEN'S OR BOYS' SWIMWEAR, NOT KNITTED OR CROCHETED DOZ	235	21,212
	NETHERLAND ANTIL. EXC ARUBA.....	235	21,212
6211120000	WOMEN'S OR GIRLS' SWIMWEAR, NOT KNITTED OR CROCHET DOZ	92	11,688
	COLOMBIA.....	92	11,688
6212100010	BRASSIERES PARTS THEREOF WHTR KNIT OR CROC OF COT DOZ	315,382	3,066,913
	BARBADOS.....	25,786	202,310
	DOMINICAN REPUBLIC.....	250,742	2,655,008

TABLE 5 - EXPORTS OF MERCHANDISE FROM PUERTO RICO TO FOREIGN COUNTRIES,
BY COMMODITY AND COUNTRY OF DESTINATION: FISCAL YEAR 1999

COMM-CODE	COMMODITY AND UNIT OF QUANTITY	QUANTITY	VALUE-\$
	MEXICO.....	37,708	200,608
	VENEZUELA.....	1,148	8,889
6212100020	BRASSIERES PARTS THEREOF WHTR KT OR CRT OF MM FIB DOZ	1,839,595	23,200,452
	COLOMBIA.....	986	41,058
	DOMINICAN REPUBLIC.....	1,818,787	22,764,874
	FRANCE.....	769	70,701
	JAMAICA.....	4,628	65,311
	MEXICO.....	12,133	212,211
	SPAIN.....	2,292	46,297
6212100030	BRASSIERES PARTS THEREOF KT O CR EX COT OR MM FIB DOZ	60,692	547,068
	DOMINICAN REPUBLIC.....	58,841	528,992
	JAMAICA.....	1,851	18,078
6212900000	BRACES SUSPENDERS GARTERS ART PARTS KT O CT NESOI DOZ	12,459	482,572
	CANADA.....	2,718	93,502
	DOMINICAN REPUBLIC.....	9,741	389,070
6215100000	TIES, BOW TIES AND CRAVATS, OF SILK OR SILK WASTE DOZ	4,035	168,514
	CANADA.....	4,035	168,514
6216006000	GLOVES OF OTHER TEXTILE MATERIALS NESOI, NOT KNITT DPR	212	5,000
	DOMINICAN REPUBLIC.....	212	5,000
6217100000	OTH MADE-UP CLOTHING ACCESS PART GAR ACCESS NESOI DOZ	165,300	900,012
	BELGIUM.....	60	6,840
	DOMINICAN REPUBLIC.....	165,240	883,172
6217900000	OTH MADE-UP CLOTHING ACCESS PART GAR, PARTS NESOI DOZ	47,628	1,408,012
	COLOMBIA.....	816	23,290
	DOMINICAN REPUBLIC.....	45,780	1,354,075
	HAITI.....	1,020	30,647
	OTHER MADE-UP TEXTILES ARTICLES; NEEDLE CRAFT SETS;WORN CLOTHING AND WORN TEXTILE ARTICLES;RAGS..... TOTAL		2,560,204
6301900000	OTHER BLANKETS AND TRAVELING RUGS NO	12,220	29,765
	DOMINICAN REPUBLIC.....	12,220	29,765
6302210015	OTHER BED LINEN, PRINTED: OF COTTON, PILLOWCASES NO	27,226	101,248
	DOMINICAN REPUBLIC.....	27,226	101,248
6302210025	OTHER BED LINEN, PRINTED: OF COTTON, SHEETS NO	39,673	251,353
	DOMINICAN REPUBLIC.....	39,673	251,353
6302210035	OTHER BED LINEN, PRINTED: OF COTTON, NESOI NO	2,012	10,256
	DOMINICAN REPUBLIC.....	2,012	10,256
6302220020	OTHER BED LINEN, PRINTED: OF MMF, SHEETS NO	309	2,787
	BRITISH VIRGIN ISLANDS.....	309	2,787
6302310025	OTHER BED LINEN: OF COTTON, SHEETS NO	17,326	105,522
	DOMINICAN REPUBLIC.....	17,326	105,522
6302310035	OTHER BED LINEN: OF COTTON, NESOI NO	17,711	124,854
	DOMINICAN REPUBLIC.....	17,711	124,854
6302390000	OTHER BED LINEN: OF NESOI TEXTILE MATERIALS NO	6,435	42,001
	DOMINICAN REPUBLIC.....	6,435	42,001
6302513500	OTH TABLE LINEN: OF COTTON, TABLECLOTHS AND NAPKIN NO	4,994	26,580
	DOMINICAN REPUBLIC.....	4,994	26,580
6302600020	TOLIET & KIT LINEN TERRY FAB COT TOWELS: NESOI NO	61,333	301,185
	DOMINICAN REPUBLIC.....	60,184	297,185
	UNITED KINGDOM OF GT BRITAIN.....	1,149	4,000
6302910010	OTHER COTTON TOWELS OF PILE OR TUFTED CONSTRUCTION NO	39,841	138,802
	DOMINICAN REPUBLIC.....	39,841	138,802
6304190000	OTH FURNISHING ARTI EXC HEADING 9404 BEDSPRD NESOI NO	18,312	313,644
	ANTIGUA.....	416	6,756
	DOMINICAN REPUBLIC.....	8,832	172,229
	NETHERLAND ANTIL. EXC ARUBA.....	1,463	11,203
	VENEZUELA.....	7,601	123,456
6305200000	SACKS & BAGS KIND USED FOR PACKING OF GOODS COTTON KG	136	3,002
	DOMINICAN REPUBLIC.....	136	3,002
6305330000	SACK & BAG FOR PKG GOOD MMADE MAT POLYETHYLENE KG	2,603	6,938
	DOMINICAN REPUBLIC.....	2,603	6,938
6306229000	TENTS OF SYNTHETIC FIBERS, NESOI KG	2,990	4,746
	ST. LUCIA.....	2,990	4,746
6307100000	OTH MDE-UP ART INC DRES PATRN FLOTH, DSHCTH, DUSTR KG	558	4,311
	VENEZUELA.....	558	4,311
6307903000	OTH MADE-UP ART INC DRESS PATTERNS: NESOI LABELS KG	12,162	80,791
	DOMINICAN REPUBLIC.....	2,640	75,340
	VENEZUELA.....	9,522	5,451
6307905000	OTH MD-UP ART INC DRES PTRN NESOI CORSET/F-WRE LAC KG	84	8,019

TABLE 5 - EXPORTS OF MERCHANDISE FROM PUERTO RICO TO FOREIGN COUNTRIES,
BY COMMODITY AND COUNTRY OF DESTINATION: FISCAL YEAR 1999

COMM-CODE	COMMODITY AND UNIT OF QUANTITY	QUANTITY	VALUE-\$
6307906500	DOMINICAN REPUBLIC.....	84	8,019
	OTH MADE-UP ART INC DRESS PATN NESOI SURGICAL DRPE KG	1,099	42,864
	DOMINICAN REPUBLIC.....	445	37,387
	NETHERLAND ANTIL. EXC ARUBA.....	219	2,844
	NETHERLANDS.....	435	2,633
6307909990	OTHER MADE-UP ARTICLES OF TEXTILE MATERIAL NESOI KG	147,108	942,976
	DOMINICAN REPUBLIC.....	22,084	340,781
	NETHERLAND ANTIL. EXC ARUBA.....	66,334	65,685
	UNITED KINGDOM OF GT BRITAIN.....	58,690	536,510
6310900000	USE/NEW RAG. SCRIP TWNE & WRN-OT ART TWNE ETC NESOI KG	15,983	18,560
	TRINIDAD & TOBAGO.....	15,983	18,560
	FOOTWEAR, HEADGEAR, UMBRELLAS, SUN UMBRELLAS, WALKING STICKS, SEATSTICKS, WHIPS, RIDING CROPS AND PARTS THEREOF; PREPARED FEATHERS AND ARTICLES MADE THEREWITH; ARTIFICIAL FLOWERS; ARTICLES OF HUMAN HAIR.....	TOTAL	42,813,864
	FOOTWEAR, GAITERS AND THE LIKE; PARTS OF SUCH ARTICLES.....	TOTAL	42,540,816
6401923000	WATERPROOF FTWR RUB/PLAS SKI & SNOWBOARD BOOTS PRS	2,124	23,680
	SINGAPORE.....	2,124	23,680
6402300000	FOOTWEAR RUB PLAST STITCH NESOI METAL TOE-CAP PRS	31,497	123,459
	DOMINICAN REPUBLIC.....	31,497	123,459
6402995400	FOOTWEAR RUB PLAST STITCH NESOI FOR WOMEN PRS	1,284	12,181
	DOMINICA.....	278	3,990
	NETHERLAND ANTIL. EXC ARUBA.....	1,008	8,191
6403190000	FOOTWEAR LEA UPPER, SPORTS FOOTWEAR EXC SKI-BOOTS PRS	740	163,808
	MARTINIQUE.....	36	2,821
	NETHERLAND ANTIL. EXC ARUBA.....	276	6,914
	SINGAPORE.....	428	154,173
6403200000	FTWR SOL LTHR UPPER LTHR STRAPS AND AROUND BIG TOE PRS	607	32,780
	DOMINICAN REPUBLIC.....	607	32,780
6403400000	FOOTWEAR LEA UPPER NESOI WITH A METAL TOE-CAP PRS	106	3,368
	ARUBA.....	106	3,368
6403512000	FOOTWEAR LEA UPPER NESOI LEA O SOL ANK COV WOMEN PRS	179	3,400
	DOMINICAN REPUBLIC.....	179	3,400
6403592500	FOOTWEAR LEA UP A SOL NESOI NOT ANK COV MEN PRS	1,833	22,693
	COSTA RICA.....	1,112	11,199
	DOMINICAN REPUBLIC.....	721	11,494
6403594500	FOOTWEAR LEA UP A SOL NESOI NOT ANK COV WOMEN PRS	247,389	4,315,967
	COSTA RICA.....	1,115	26,788
	DOMINICAN REPUBLIC.....	245,878	4,283,862
	NETHERLAND ANTIL. EXC ARUBA.....	576	5,317
6403911000	FOOTWEAR LEA UP NONLEA SOL ANKLE COV WORK SHOES PRS	148	7,329
	DOMINICAN REPUBLIC.....	40	3,574
	NETHERLANDS.....	108	3,755
6403911500	FOOTWEAR LEA UP NONLEA SOL ANK TENNIS ETC MEN ETC PRS	6,110	281,925
	DOMINICAN REPUBLIC.....	2,182	18,593
	SINGAPORE.....	3,948	263,332
6403912000	FOOTWEAR LEA UP NONLEA SOL ANK COV NESOI MEN PRS	98,796	3,801,182
	ARGENTINA.....	2,111	78,708
	CHILE.....	1,002	37,665
	DOMINICAN REPUBLIC.....	8,419	81,067
	GREECE.....	31,220	1,228,996
	ISRAEL.....	15,256	743,708
	NETHERLANDS.....	28,398	979,887
	PANAMA.....	3,006	109,952
	SINGAPORE.....	6,884	391,289
	TURKEY.....	1,020	66,810
	UNITED ARAB EMIRATES.....	1,680	83,100
6403914000	FOOTWEAR LEA UP NONLEA SOL ANK COV NESOI WOMEN PRS	24,780	847,417
	CAYMAN ISLANDS.....	576	5,844
	NETHERLANDS.....	24,204	841,573
6403918000	FOOTWEAR LEA UP NONLEA SOL ANK COV NESOI EX MN WOMN PRS	36,011	1,417,328
	ARGENTINA.....	1,008	34,030
	CHILE.....	240	8,102
	GREECE.....	2,712	155,963

TABLE 5 - EXPORTS OF MERCHANDISE FROM PUERTO RICO TO FOREIGN COUNTRIES,
BY COMMODITY AND COUNTRY OF DESTINATION: FISCAL YEAR 1999

COMM CODE	COMMODITY AND UNIT OF QUANTITY	QUANTITY	VALUE-\$
	ISRAEL.....	9,497	456,357
	NETHERLANDS.....	20,550	646,722
	TURKEY.....	2,004	116,154
6403993500	FOOTWEAR LEA UP NONLEA SOL NOTANK TENNIS MEN ETC PRS	118,499	1,769,676
	DOMINICAN REPUBLIC.....	1,088	13,056
	JAPAN.....	117,411	1,756,622
6403995500	FOOTWEAR LEA UP NONLEA SOL NOT ANKL NESOI MEN PRS	9,813	366,644
	ECUADOR.....	435	18,805
	ISRAEL.....	9,080	288,981
	NETHERLANDS.....	318	78,858
6403996500	FOOTWEAR LEA UP NONLEA SOL NOT ANKL NESOI WOMEN PRS	302	18,479
	BRITISH VIRGIN ISLANDS.....	197	15,554
	NETHERLAND ANTIL. EXC ARUBA.....	105	2,925
6403998500	FOOTWEAR LEA UP NONLEA SOL NOT ANK NESOI EX MN WMN PRS	690	23,991
	NETHERLANDS.....	690	23,991
6405100030	OTH FTWEAR W UPPERS LEATHER/COMPOSITION LEATHER MN PRS	10,316	387,837
	ANGUILLA.....	11	4,195
	BRITISH VIRGIN ISLANDS.....	332	27,067
	DOMINICAN REPUBLIC.....	1,165	20,250
	NETHERLANDS.....	8,808	336,325
6405100060	OTH FTWEAR W UPPERS LEATHER/COMPOSITION LEATHER WM PRS	6,165	106,821
	DOMINICAN REPUBLIC.....	3,633	18,680
	NETHERLANDS.....	2,532	88,141
6405100090	OTH FTWEAR W UPPERS LEATHER/COMP LEATHER OT PERSON PRS	2,538	43,300
	DOMINICAN REPUBLIC.....	2,538	43,300
6405902000	OT FTWEAR DISPOSABLE DESIGNED FOR ONE-TIME USE PRS	497	24,753
	HONG KONG.....	497	24,753
6406100000	FOOTWEAR UPPERS AND UPPER PARTS EXCEPT STIFFENERS X		13,140,847
	DOMINICAN REPUBLIC.....		13,140,847
6406200000	PARTS OF FTWEAR OUT SLS & HLS OF RUBBER OR PLASTIC X		2,867,279
	CHILE.....		237,736
	DOMINICAN REPUBLIC.....		2,729,537
6406999500	FOOTWEAR PARTS NESOI,AND ACCESSORIES ETC NESOI X		12,604,576
	DOMINICAN REPUBLIC.....		12,604,576
	HEADGEAR AND PARTS THEREOF..... TOTAL		122,271
6505100000	HAIR-NETS,ANY MATERIAL,WHETHER OR NOT LINED/TRIMMD KG	14,008	108,467
	DOMINICAN REPUBLIC.....	14,008	108,467
6505908015	NONWOVN DISPOSABLE HEADGR MMF DOZ	2,416	3,004
	JAMAICA.....	2,416	3,004
6505908600	OTHR HATS&HDGR,KNITD/CRCHETD,LACE,FELT,OTH TEX MAT DOZ	3	4,800
	ARUBA.....	3	4,800
6506100090	SAFETY HDGR,WHETHER/NOT LINED/TRIMMED, N.E.S.O.I. DOZ	54	6,000
	DOMINICAN REPUBLIC.....	54	6,000
	UMBRELLAS,SUN UMBRELLAS, WALKING STICKS,SEATSTICKS,WHIPS,RIDING CROPS AND PARTS THEREOF..... TOTAL		106,246
6603908000	PARTS, TRIMMINGS & ACCESS OF HEADING 6601 OR 6602 X		108,246
	CHILE.....		108,246
	PREPARED FEATHERS AND DOWN AND ARTICLES MADE OF FEATHERS OR OF DOWN;ARTIFICIAL FLOWERS; ARTICLES OF HUMAN HAIR..... TOTAL		44,331
6704190000	WIGS, FLASE BEARDS, EYEBROWS & EYELASHES, NESOI X		44,331
	DOMINICAN REPUBLIC.....		44,331
	ARTICLES OF STONE,PLASTER,CEMENT, ASBESTOS,MICA OR SIMILAR MATERIALS; CERAMIC PRODUCTS;GLASS AND GLASSWARE..... TOTAL		17,719,417
	ARTICLES OF STONE,PLASTER,CEMENT, ASBESTOS,MICA OR SIMILAR MATERIALS..... TOTAL		2,194,152
6802990000	OTHER MONUMENTAL OR BUILDING STONE, NESOI T	17	4,008
	NETHERLAND ANTIL. EXC ARUBA.....	17	4,008

TABLE 5 - EXPORTS OF MERCHANDISE FROM PUERTO RICO TO FOREIGN COUNTRIES,
BY COMMODITY AND COUNTRY OF DESTINATION: FISCAL YEAR 1999

COMM-CODE	COMMODITY AND UNIT OF QUANTITY	QUANTITY	VALUE-\$
6805100000	ABRASVS ON A BASE OF WOVEN TEXTILE FABRIC ONLY KG	5,612	93,951
	ANGUILLA.....	442	9,052
	BRITISH VIRGIN ISLANDS.....	2,083	33,298
	NETHERLAND ANTIL. EXC ARUBA.....	3,087	51,601
6806900050	MXTRS A ART OF HEAT-INSL O SND-ABSRB MIN MTRL NES X		577,915
	COLOMBIA.....		37,947
	DOMINICA.....		31,500
	DOMINICAN REPUBLIC.....		351,285
	MEXICO.....		54,884
	TRINIDAD @ TOBAGO.....		87,800
	UNITED KINGDOM OF GT BRITAIN.....		14,399
6807100000	ARTICLES OF ASPHALT OR SIMILAR MATERIALS IN ROLLS KG	53,780	43,388
	DOMINICAN REPUBLIC.....	53,780	43,388
6807900010	ROOFING AND SIDING OF ASPHALT, OR SIMILAR MATERIAL KG	41,890	24,672
	DOMINICAN REPUBLIC.....	40,801	20,820
	NETHERLAND ANTIL. EXC ARUBA.....	1,089	3,852
6807900050	ARTICLES OF ASPHALT OR SIMILAR MATERIAL NESOI KG	112,055	27,000
	ANGUILLA.....	112,055	27,000
6809110000	PLSTR BRDS ETC NT ORNA, FCD W PPR O PPRBRD ONLY KG	5,682	37,761
	DOMINICAN REPUBLIC.....	5,682	37,761
6810110000	BLDG BLCKS A BRCKS OF CMNT CNCRT ART ST W O N REIN X		1,268,634
	ANGUILLA.....		163,838
	BRITISH VIRGIN ISLANDS.....		821,358
	HAITI.....		50,000
	HONDURAS.....		14,630
	MONTSEERRAT.....		65,415
	NETHERLAND ANTIL. EXC ARUBA.....		131,351
	ST.CHRISTOPHER-NEVIS.....		20,042
6810191000	FLR A WL TILS OF CMNT CNCRT OR ARTFCL STONE M2	2,249	7,010
	ST.CHRISTOPHER-NEVIS.....	2,249	7,010
6810195000	ARTCLS NESOI OF CMNT CNCRT OR ARTFCL STONE X		32,101
	BRITISH VIRGIN ISLANDS.....		16,000
	NETHERLAND ANTIL. EXC ARUBA.....		16,101
6810990000	CEMENT, CONCRETE, ARTIFICIAL STONE ARTICLES, NESOI X		38,420
	ANTIGUA.....		38,420
6811100000	CORRUGATED SHEETS OF ASBESTOS ETC KG	84	4,681
	BRITISH VIRGIN ISLANDS.....	84	4,681
6815100000	NONELECTRICAL ARTICLES OF GRAPHITE OR CARBON X		5,798
	UNITED KINGDOM OF GT BRITAIN.....		5,798
6815990000	OTH ARTICLES OF STONE OR OTH MIN SUBSTNCES NESOI X		30,813
	TRINIDAD @ TOBAGO.....		30,813
	CERAMIC PRODUCTS..... TOTAL		604,290
6903900050	OTH REFRACTORY CERAMIC GOODS NESOI, NONCLAY KG	7,150	239,233
	BRITISH VIRGIN ISLANDS.....	43	7,000
	FRANCE.....	10	2,520
	ITALY.....	7,096	220,000
	UNITED KINGDOM OF GT BRITAIN.....	1	9,713
6908100000	GLZD CERAM TILES CUBES ETC FTNG IN SQ UN 7CM M2	17,419	134,835
	ANGUILLA.....	3,325	14,960
	BRITISH VIRGIN ISLANDS.....	9,441	71,055
	MONTSEERRAT.....	2,569	21,898
	NETHERLAND ANTIL. EXC ARUBA.....	913	8,213
	ST.CHRISTOPHER-NEVIS.....	1,171	18,711
6909110000	PORCELAIN OR CHINA WARES FOR LAB, CHEM OR TECH USE X		3,900
	TRINIDAD @ TOBAGO.....		3,900
6909195000	CERAMIC WARE FOR LAB CHEMCL OR TECHNCL USE, NESOI X		32,025
	CANADA.....		4,825
	THAILAND.....		27,200
6910100025	OTHR WATER CLOSET BOWLS, TANKS, PORCLN/CHINA NESOI NO	195	3,328
	ST.CHRISTOPHER-NEVIS.....	195	3,328
6911105500	TABLE/KITCHENWARE, PORCLN OR CHINA, NT HOTL/RESTNT DPC	5,199	21,500
	GUATEMALA.....	5,199	21,500
6912001000	EARTHENWARE TABLE/KITCH WARE, GLZD, BROWN/BLACK DPC	2,407	21,655
	JAMAICA.....	2,407	21,655
6914100000	ARTICLES OF PORCELAIN OR CHINA, NESOI X		12,064
	ARUBA.....		12,064
6914900000	CERAMIC ARTICLES NESOI X		135,750
	BRITISH VIRGIN ISLANDS.....		6,529
	MALAYSIA.....		129,221

TABLE 5 - EXPORTS OF MERCHANDISE FROM PUERTO RICO TO FOREIGN COUNTRIES,
BY COMMODITY AND COUNTRY OF DESTINATION: FISCAL YEAR 1999

COMM-CODE	COMMODITY AND UNIT OF QUANTITY	QUANTITY	VALUE-\$
	GLASS AND GLASSWARE.....	TOTAL	14,920,975
7002310000	TUBES OF FUSED QUARTZ OR OTH FSD SILICA, UNWORKED REPUBLIC OF KOREA.....	KG 5,827	13,878
7004200000	DRW/BLWN GLASS SHEETS COLORD OPAC FLASH SPEC LAYER IRELAND.....	M2 972	4,257
7007211000	WINDSHIELDS OF LAMINATED SAFETY GLASS UNITED KINGDOM OF GT BRITAIN.....	M2 308	5,189
7010100000	AMPOULES, GLASS, FOR CONVEYANCE OR PACKNG OF GOODS JAPAN.....	GRS 3	3,214
7010910500	PHARMACEUTICAL CONTAINERS, GLASS, OVER 1 LITER DOMINICAN REPUBLIC.....	GRS 16,750	200,451
	MEXICO.....	53	5,338
	UNITED KINGDOM OF GT BRITAIN.....	528	49,055
7010912050	GLSS CONT PERF/TLTR FOR/WTH GRND GLSS STPPRS OV 1 DOMINICAN REPUBLIC.....	GRS 705	58,047
7010915060	OTH GLASS CONTNRS W/WO CLSRS NT WD MOUTH OV 1 LTR AUSTRALIAN ISLANDS.....	GRS 24,098	540,403
	CHILE.....	910	45,781
	DOMINICAN REPUBLIC.....	1,470	30,000
	MEXICO.....	20,646	412,910
7010920500	PHARMACEUTICAL CONTNRS, GLASS, OV 0.33 NOV 1 LITER DOMINICAN REPUBLIC.....	GRS 5,715	40,000
7010922050	GLSS CONT TLTR WTH/FR GRND GLSS STPPRS;OV.33NOV 1L DOMINICAN REPUBLIC.....	GRS 5,956	73,119
7010925020	OTH GLSS CONTNRS W/WO CLSRS WD MOUTH OV.33 NOV 1 L CHILE.....	GRS 190,543	3,740,589
	DOMINICAN REPUBLIC.....	3,658	30,000
7010925050	OTH GLSS CONTNRS W/WO CLSRS NT WD MTH OV .33 NOV 1 BRAZIL.....	GRS 207,329	3,710,589
	CHILE.....	1,189	4,001,035
	DOMINICAN REPUBLIC.....	8,155	54,929
	IRELAND.....	197,835	70,000
7010930500	PHARMACEUTICAL CNTRS, GLASS, OV 0.15 NOV 0.33 LTR DOMINICAN REPUBLIC.....	GRS 84,559	3,848,791
	JAPAN.....	4,490	27,315
7010935020	OTH GLSS CONTNRS W/WO CLSRS WD MTH OV .15 NOV .33 DOMINICAN REPUBLIC.....	GRS 1,041	590,319
7010935060	OTH GLSS CONTNRS W/WO CLSRS NT WD MTH OV.15 NOV.33 DOMINICAN REPUBLIC.....	GRS 1,041	31,425
7010940500	PHARMACEUTICAL CNTNERS, GLASS, NOT OVER 0.15 LITER ITALY.....	GRS 45,521	558,894
7010945000	OTH GLASS CONTNRS W/WO CLOSURES; NOT OVER 0.15 LTR BRAZIL.....	GRS 3,825	26,000
	DOMINICAN REPUBLIC.....	3,825	26,000
	UNITED KINGDOM OF GT BRITAIN.....	33,317	910,812
7011100000	GLSS ENVLPS OPN A GLS PTS W/O FTNGS F ELCTRC LGHTG BELIZE.....	THS 1,444	910,812
	BRITISH VIRGIN ISLANDS.....	12	38,177
7013100000	GLASSWR OF GLS-CERAMICS FOR TABLE, KITCHN, OFF ETC COSTA RICA.....	NO 1,432	38,177
	DOMINICAN REPUBLIC.....	8,886	34,319
7013290000	DRINKING GLASSES NESOI DOMINICAN REPUBLIC.....	NO 4,508	643,056
7013910000	OTHER GLASSWARE, LEAD CRYSTAL, NESOI DOMINICAN REPUBLIC.....	NO 4,508	22,275
	MEXICO.....	1,003	15,869
7013980000	OTHER GLASSWARE, NOT LEAD CRYSTAL, NESOI BRITISH VIRGIN ISLANDS.....	NO 928,074	2,984
	DOMINICAN REPUBLIC.....	3,899	12,885
7014003000	LENSES, FILTERS A PRTS, GLASS, NT OPTIC ELEM N WKD NETHERLANDS.....	X 924,175	16,392
7015100000	GLASSES FOR CORRECTIVE SPECTACLES, NT OPTICLY WRKD ISRAEL.....	NO 3,260	3,105
7017100000	LAB, HYGIENIC, PHARMACEUT GLSWR, FUSD QURTZ/SILICA DOMINICAN REPUBLIC.....	X 3,260	13,287
7017900010	MICROSCOPE SLIDES A MICRO COVER GLASSES OF GLS NESI BARBADOS.....	X 99,478	25,965
	DOMINICAN REPUBLIC.....		8,500

TABLE 5 - EXPORTS OF MERCHANDISE FROM PUERTO RICO TO FOREIGN COUNTRIES,
BY COMMODITY AND COUNTRY OF DESTINATION: FISCAL YEAR 1999

COMM-CODE	COMMODITY AND UNIT OF QUANTITY	QUANTITY	VALUE-\$
7017900050	OTHER LABORATORY, HYGIENIC OR PHARM GLASSWR NESOI DOMINICAN REPUBLIC.....	X	601,434 489,601
	SPAIN.....		62,768
	UNITED KINGDOM OF GT BRITAIN.....		49,065
7019391000	INSULATION PRODUCTS OF GLASS FIBERS DOMINICAN REPUBLIC.....	X	18,120 18,120
7019590000	OTHER WOVEN FABRICS OF GLASS FIBERS, NESOI REPUBLIC OF KOREA.....	M2 4,812	16,839 16,839
7020000000	OTHER ARTICLES OF GLASS, NESOI DOMINICAN REPUBLIC.....	X	438,332 438,332
	NATURAL OR CULTURED PEARLS,PRECIOUS OR SEMIPRECIOUS STONES,PRECIOUS METALS; METALS CLAD WITH PRECIOUS METAL, AND ARTICLES THEREOF;IMITATION JEWELRY; COIN.....	TOTAL	10,684,790
	NATURAL OR CULTURED PEARLS,PRECIOUS OR SEMIPRECIOUS STONES,PRECIOUS METALS; METALS CLAD WITH PRECIOUS METAL, AND ARTICLES THEREOF;IMITATION JEWELRY; COIN.....	TOTAL	10,684,790
7102390010	DIAM EXC IND WRKD NT SET O STRNG NOT OVR 0.5 CARAT NETHERLAND ANTIL. EXC ARUBA.....	CAR 2,400	480,218 460,218
7102390050	DIAM EXC INDUS WRKD NT SET O STRNG OV 0.5 CARAT EA NETHERLAND ANTIL. EXC ARUBA.....	CAR 471	940,848 940,848
7103910000	RUBIES, SAPPHIRES AND EMERALDS, OTHERWISE WORKED NETHERLAND ANTIL. EXC ARUBA.....	X	155,548 155,548
7103991000	GEMSTONES, NESOI, CUT BUT NOT SET SUITBL FR JEWLRY NETHERLAND ANTIL. EXC ARUBA.....	X	155,548 155,548
7104200000	SYNTHC OR RECNSTRCTD GEMSTONES UNWORKED BRITISH VIRGIN ISLANDS.....	X	7,513 7,513
7106100000	SILVER POWDER JAPAN.....	GM 402,001	60,300 60,300
7110210000	PALLADIUM, UNWROUGHT OR IN POWDER FORM CHINA (TAIWAN).....	GM 160,929	1,039,179 128,617
	JAPAN.....		95,389
	UNITED KINGDOM OF GT BRITAIN.....		49,375
7110290000	PALLADIUM, SEMIMANUFACTURED JAPAN.....	GM 3,064	19,910 19,910
7110390000	RHODIUM, SEMIMANUFACTURED DOMINICAN REPUBLIC.....	GM 186	32,320 32,320
7112900000	PRECIOUS METAL NESOI WASTE AND SCRAP DOMINICAN REPUBLIC.....	GM 8,000	19,568 19,568
7113110000	JEWELRY AND PARTS THEREOF, OF SILVER ARUBA.....	X	172,551 172,551
7113190000	JEWELRY AND PARTS THEREOF, OF OTH PRECIOUS METAL ARUBA.....	X	1,926,144 1,219,091
	BERMUDA.....		18,935
	JAMAICA.....		7,388
	NETHERLAND ANTIL. EXC ARUBA.....		680,730
7114190000	ARTLS OF GLD OR PLAT NESOI UNITED KINGDOM OF GT BRITAIN.....	X	1,269,102 1,269,102
7115900000	OTH PREC METL ARTCLS OR ARTCLS CLAD W PM, NESOI NETHERLAND ANTIL. EXC ARUBA.....	X	137,000 137,000
7116102500	ARTICLES OF CULTURED PEARLS NETHERLAND ANTIL. EXC ARUBA.....	X	376,801 376,801
7116201000	JEWELRY OF PRECIOUS OR SEMIPRECIOUS STONES BARBADOS.....	X	2,729,044 8,557
	DOMINICAN REPUBLIC.....		94,081
	MEXICO.....		265,800
	NETHERLAND ANTIL. EXC ARUBA.....		2,360,606
7117110000	CFF LNKS A STDS BS MTL WHTHR OR NT PLTD W PRC MTL ITALY.....	X	16,487 5,272
	UNITED KINGDOM OF GT BRITAIN.....		11,215
7117190000	OTH IMITATION JEWELRY, BASE METAL, INC PR MTL PLTD CHILE.....	X	74,132 7,908
	SPAIN.....		11,786
	UNITED KINGDOM OF GT BRITAIN.....		54,438

TABLE 5 - EXPORTS OF MERCHANDISE FROM PUERTO RICO TO FOREIGN COUNTRIES,
BY COMMODITY AND COUNTRY OF DESTINATION: FISCAL YEAR 1999

COMM-CODE	COMMODITY AND UNIT OF QUANTITY	QUANTITY	VALUE-\$
7117900000	IMITATION JEWELRY NOT OF BASE METAL	X	1,092,577
	ARGENTINA.....		4,852
	ARUBA.....		264,515
	CHILE.....		13,423
	DOMINICAN REPUBLIC.....		44,438
	NETHERLAND ANTIL. EXC ARUBA.....		765,349
	BASE METALS AND ARTICLES OF BASE METAL..... TOTAL		27,488,794
	IRON AND STEEL..... TOTAL		1,903,137
7202290000	FERROSILICON, 55 PERCENT OR LESS SILICON	KG	31,709
	INDIA.....		31,709
7204100000	CAST IRON WASTE AND SCRAP	T	4,820
	CHINA, PEOPLE'S REP. (MAINLAND).....		485
	HONG KONG.....		20
	VENEZUELA.....		4,305
7204210000	STAINLESS STEEL WASTE AND SCRAP	T	101
	NETHERLANDS.....		84
	SPAIN.....		17
7204290000	ALLOY STEEL WASTE AND SCRAP NOT STAINLESS	T	114
	CHINA, PEOPLE'S REP. (MAINLAND).....		114
7204490080	OTHER FERROUS SCRAP	T	953
	GERMANY.....		953
7207200000	SMFD IRN OR NONALLOY STL, .25 PCT OR MORE CARBON	KG	23,810
	DOMINICAN REPUBLIC.....		23,810
7208900000	FLAT RLD IRON/STL >=600MM, NOT COATED, HOT RLD, NESOI	KG	14,288
	NETHERLANDS.....		14,288
7209150000	FLAT RLD IRON/STL COIL >=600MM, >=3MM THCK, COLD-RLD	KG	1,337
	DOMINICAN REPUBLIC.....		1,337
7209186000	FLAT RLD IRON/STL >=600MM, NOT CLAD, COLD-ROLL, NESOI	KG	62,501
	INDIA.....		62,501
7210120000	FLAT ROLL IRON/STL >=600MM, TIN COATED, <0.5MM THICK	KG	178,953
	INDIA.....		172,012
	ITALY.....		4,941
7210410000	FLAT RLD IRON/STL >=600MM, CORRUGATED, PLATED W ZINC	KG	3,930
	NETHERLAND ANTIL. EXC ARUBA.....		3,930
7210500000	FLT RLD IRON/STL >=600MM, CHROMIUM OXIDE PLATE/COAT	KG	203,819
	ITALY.....		203,819
7210905000	FLAT ROLLED IRON/STEEL >=600MM, COATED/PLATED, NESOI	KG	11,290
	IRELAND.....		11,290
7212200000	FLAT RLD IRON/STL <600MM, ELECTROLYTIC PLATE W ZINC	KG	220,973
	INDIA.....		220,973
7213100000	CONCRETE REINFORCING STL BARS&RODS, HOT-ROLL, COILS	KG	298,883
	ANGUILLA.....		31
	BRITISH VIRGIN ISLANDS.....		198,478
	NETHERLAND ANTIL. EXC ARUBA.....		100,374
7213200000	BAR&ROD FREE-CUTTING IRON/STL, HOT-RLD, IRRREGULA COIL	KG	36,958
	ANGUILLA.....		25,768
	BRITISH VIRGIN ISLANDS.....		7,829
	NETHERLAND ANTIL. EXC ARUBA.....		3,261
7214910015	BAR&ROD IRON/STL RECTNGLR X-SECT, <0.25% CARBON, HOTR	KG	14,082
	DOMINICAN REPUBLIC.....		14,082
7215900000	OTHER BARS & RODS IRON/STEEL NONALLOY, NESOI	KG	11,757
	ST. LUCIA.....		11,757
7217102510	WIRE IRON/STL NALLOY >=25% <6% CARBN NOT PLAT/COAT	KG	20,168
	ARUBA.....		20,168
7217900000	WIRE IRON/NONALLOY STEEL UNDER 0.25% CARBON, NESOI	KG	7,904
	DOMINICAN REPUBLIC.....		7,904
7219900000	FLAT-ROLL STAINLESS STEEL >600MM WIDE, NESOI	KG	7,277
	NETHERLAND ANTIL. EXC ARUBA.....		7,277
7220900000	FLAT-ROLLED STAINLESS STEEL < 600MM WIDE, NESOI	KG	318
	SINGAPORE.....		318
7222300000	OTHER BARS AND RODS STAINLESS STEEL, NESOI	KG	1,534
	ANGUILLA.....		1,534
7228100000	OTHER BARS AND RODS OF HIGH-SPEED STEEL	KG	53,947
	ANGUILLA.....		8,483
	BRITISH VIRGIN ISLANDS.....		31,828
	GUADELOUPE.....		433
	MONTSERRAT.....		5,474

TABLE 5 - EXPORTS OF MERCHANDISE FROM PUERTO RICO TO FOREIGN COUNTRIES,
BY COMMODITY AND COUNTRY OF DESTINATION: FISCAL YEAR 1999

COMM-CODE	COMMODITY AND UNIT OF QUANTITY	QUANTITY	VALUE-\$
7228605000	NETHERLAND ANTIL. EXC ARUBA.....	7,729	66,341
	OTHR BARS/RODS, OTH ALLOY STEEL, NOT TOOL STL, NESOI KG	19,242	38,752
	DOMINICAN REPUBLIC.....	19,242	38,752
7229100000	WIRE OF HIGH-SPEED STEEL KG	1,822	9,108
	ST. LUCIA.....	1,822	9,108
7229900000	WIRE OF OTHER ALLOY STEEL, NESOI KG	95,346	119,784
	JAMAICA.....	95,346	119,784
	ARTICLES OF IRON OR STEEL..... TOTAL		4,367,785
7301100000	SHEET PILING OF IRON OR STEEL KG	40,598	41,083
	DOMINICAN REPUBLIC.....	7,562	5,162
	MARTINIQUE.....	3,989	13,092
	NETHERLAND ANTIL. EXC ARUBA.....	29,045	22,829
7301201000	ANGLES, SHAPES, SECTIONS, WLDED, IRON OR NONAL STL KG	76,822	69,954
	NETHERLAND ANTIL. EXC ARUBA.....	76,822	69,954
7302101030	OTHER NEW RAILS OF IRON OR NONALLOY STEEL KG	11,918	8,342
	ANGUILLA.....	11,918	8,342
7302300000	SWTCHBLDS, X-ING FRGS, PT RDS AND OTH IOS XING PCS KG	5,671	25,000
	NETHERLAND ANTIL. EXC ARUBA.....	5,671	25,000
7302900000	RAILWAY OR TRAMWAY TRACK CONSTR MATRL OF IOS NESOI KG	160	4,327
	ANGUILLA.....	160	4,327
7304490010	HOLLOW BARS, STNLS STL, SMLS, CIRC CS NES NT C-RLD KG	567	3,231
	DOMINICAN REPUBLIC.....	567	3,231
7306206000	TUBING OF IRON OR NONALLOY STEEL NT SMLS NESOI KG	4,536	15,000
	DOMINICAN REPUBLIC.....	4,536	15,000
7306302000	OTH PS TB HPFLS IOS NAL WLD CCS GLV WLS 1.65MM, ETC KG	732	2,804
	BRITISH VIRGIN ISLANDS.....	732	2,804
7306905000	OTH TUBES ETC, NESOI, OF ALLOY STEEL KG	94,288	84,442
	BARBADOS.....	52,500	20,157
	JAMAICA.....	41,788	64,285
7307110045	FITTINGS NONMABLE CAST-IRN FOR CST-IRON SOIL PIPE KG	8,723	10,159
	DOMINICAN REPUBLIC.....	8,723	10,159
7307199090	OTHER CAST FITTINGS, NESOI, OF IRON OR STEEL KG	23,051	20,404
	BARBADOS.....	23,051	20,404
7307210000	STAINLESS STEEL FLANGES KG	6,068	9,962
	NETHERLAND ANTIL. EXC ARUBA.....	5,364	5,574
	ST. VINCENT & THE GRENADINES.....	704	4,388
7307225000	STAINLESS STEEL PIPE ELBOWS AND BENDS KG	71	2,979
	UNITED KINGDOM OF GT BRITAIN.....	71	2,979
7307230000	STAINLESS STEEL TUBE OR PIPE BUTT WELDING FITTINGS KG	1,702	9,689
	PANAMA.....	1,702	9,689
7307290000	STAINLESS STEEL TUBE OR PIPE FITTINGS NESOI KG	1,490	5,265
	COLOMBIA.....	1,490	5,265
7308200000	TOWERS AND LATTICE MASTS OF IRON OR STEEL KG	95,411	427,883
	DOMINICAN REPUBLIC.....	95,411	427,883
7308300000	DRS, WNDWS A FRMS A THRSHLDS FR DRS, IRON OR STEEL KG	27,490	91,105
	ARUBA.....	1,623	12,193
	BRITISH VIRGIN ISLANDS.....	1,589	5,571
	DOMINICAN REPUBLIC.....	21,573	68,583
	NETHERLAND ANTIL. EXC ARUBA.....	2,705	4,758
7308400000	EQUIP SCAFFLDNG SHUTTRNG PROPPNG O PIT-PROPPNG IOS KG	483	3,500
	DOMINICAN REPUBLIC.....	483	3,500
7308901000	CLMNS PLLRS PSTS BMS GRDRS A SMLR STCTRS, IRN O ST KG	6,219	18,852
	ANGUILLA.....	6,206	12,101
	BRITISH VIRGIN ISLANDS.....	13	4,751
7308909030	SHEET-METAL ROOFNG SIDING FLRING ETC, IRON OR STEL KG	905	7,067
	BRITISH VIRGIN ISLANDS.....	905	7,067
7308909090	STRUCTURES AND PARTS ETC NESOI IRON OR STEEL KG	52,904	194,536
	DOMINICAN REPUBLIC.....	4,695	49,677
	MARTINIQUE.....	21,772	120,000
	SPAIN.....	6,171	9,393
	ST. LUCIA.....	18,407	11,969
	ST. CHRISTOPHER-NEVIS.....	1,859	3,497
7309000030	TANKS, IOS CAP OV 300L NT INS NT MCH THRML NF GAS NO	24	293,610
	ANGUILLA.....	1	3,570
	BRITISH VIRGIN ISLANDS.....	2	4,000
	COSTA RICA.....	7	131,250
	DOMINICAN REPUBLIC.....	6	88,500
	ITALY.....	2	11,000
	NETHERLAND ANTIL. EXC ARUBA.....	4	3,630

TABLE 5 - EXPORTS OF MERCHANDISE FROM PUERTO RICO TO FOREIGN COUNTRIES,
BY COMMODITY AND COUNTRY OF DESTINATION: FISCAL YEAR 1999

COMM-CODE	COMMODITY AND UNIT OF QUANTITY	QUANTITY	VALUE-\$
	UNITED KINGDOM OF GT BRITAIN.....	2	51,680
7310100010	EMPTY STL DRMS A 8BLS CAP OVR 50L, UND 300 LTRS	NO	5
	DOMINICAN REPUBLIC.....	5	6,850
7310100050	TANKS CASKS CANS BOXES ETC NES IR/ST CAPAC 50-300L	X	5
	COLOMBIA.....		91,125
	COSTA RICA.....		45,700
	DOMINICAN REPUBLIC.....		35,550
7310210000	CANS TO BE SOLDERED/CRIMPED CLOSED IR/ST UN 50 LTR	NO	106,469
	COSTA RICA.....	30,002	42,586
	DOMINICAN REPUBLIC.....	76,467	12,000
7310290000	TANKS CSKS DRMS CNS BXS ETC IOS NESOI UND 50 LTR	NO	5,496,644
	CHINA (TAIWAN).....	498	30,596
	DOMINICAN REPUBLIC.....	5,496,146	2,317,250
7311000000	CONTRRS FR CMPSRD O LQFD GAS OF IRON O STEEL	NO	7
	ANGUILLA.....	6	51,071
	DOMINICAN REPUBLIC.....	1	43,355
7312103015	STRANDED WIRE FOR PRESTRESSNG CONCRETE IRN/ST EXSS	KG	835
	BRITISH VIRGIN ISLANDS.....	835	7,716
7312108500	RPS CBL CRDG NT STRD WR NESOI O IRN O STL	KG	2,811
	ARUBA.....	1,546	3,388
	FRANCE.....	1,265	3,388
7314200000	GRILL NETTING FENCING WLD IR/ST WR 3MMCS 100CM2MSH	KG	1,430
	BRITISH VIRGIN ISLANDS.....	1,430	5,886
7314390000	OTH GRILL NTTNG A FNCNG WLDD AT INTRST IOS NT GLVN	KG	20,133
	PANAMA.....	20,133	13,864
7314410000	OTH GRILL, NETTG FNCG IOS CTD/PL W ZN NESOI NT WLD	KG	3,231
	TRINIDAD & TOBAGO.....	3,231	19,080
7315110000	ROLLER CHAIN OF IRON OR STEEL	KG	1,886
	BRITISH VIRGIN ISLANDS.....	1,886	4,725
7317009000	NAILS A SMLR ART IOS EXCPT WTH HDS OF COPPER	KG	32,900
	DOMINICAN REPUBLIC.....	32,615	51,401
	HAITI.....	285	48,365
7318152000	BOLTS WWO THEIR NUTS O WSHRS, OF IRON OR STEEL	KG	239
	DOMINICAN REPUBLIC.....	239	13,377
7318159000	THREADED FASTENERS NESOI OF IRON OR STEEL	KG	10,724
	BRITISH VIRGIN ISLANDS.....	103	40,097
	DOMINICAN REPUBLIC.....	9,807	3,362
	NETHERLAND ANTIL. EXC ARUBA.....	814	33,751
7318190000	THREADED ARTICLES OF IRON OR STEEL, NESOI	KG	4,309
	DOMINICAN REPUBLIC.....	4,309	2,984
7319900000	KNITTING NEEDLES AND SIMILAR ARTICLES, IRN/STL NES	X	4,309
	DOMINICAN REPUBLIC.....		25,849
7320905060	SPRINGS OF IRON OR STEEL, OTHER THAN OF WIRE NESOI	KG	415
	ANGUILLA.....	415	17,956
7321115000	NONPORTBL COOKNG APPLNCS AND PLTE WMRS IOS FOR GAS	NO	124
	ANGUILLA.....	23	5,800
	BRITISH VIRGIN ISLANDS.....	101	5,800
7322900000	AIR HTRS A HOT AIR DIST NT ELEC HTD WFAN, PRTS IOS	X	101
	NETHERLAND ANTIL. EXC ARUBA.....		17,340
7323930010	STAINLESS STEEL COOKING AND KITCHENWARE	NO	114
	COLOMBIA.....	114	10,541
7323990000	HH ARTCS/PTS NESOI NT ENMLD IRN NT CST STL NT STL	X	114
	COLOMBIA.....		11,454
7324900000	OTHER SANITARY WARE, INCLUDING PARTS, IRN/ST NESOI	X	
	BRITISH VIRGIN ISLANDS.....		13,050
	DOMINICAN REPUBLIC.....		13,050
7325100000	CAST ARTICLES NESOI OF NONMALLEABLE CAST IRON	KG	30,292
	DOMINICAN REPUBLIC.....	30,292	5,500
7326200000	ARTICLES OF IRON OR STEEL WIRE NESOI	X	
	ARUBA.....		5,500
	DOMINICAN REPUBLIC.....		30,307
7326901000	OTHER ARTICLES OF TINPLATE, NESOI (NOT HOUSEHOLD)	X	
	MEXICO.....		18,228
7326903500	CONTAINERS, PERSONAL, IRON OR STEEL	DOZ	2,859
	DOMINICAN REPUBLIC.....	2,859	12,079
7326906560	LADDERS OF IRON OR STEEL	NO	12
	DOMINICAN REPUBLIC.....	12	35,000
7326908595	OTHER ARTICLES OF IRON OR STEEL NOT WIRE NESOI	KG	63,385
	CANADA.....	1,262	35,000
	DOMINICAN REPUBLIC.....	12,854	34,298
	GERMANY.....	28,999	2,808
			2,808
			75,935
			5,298
			7,500
			19,200

TABLE 5 - EXPORTS OF MERCHANDISE FROM PUERTO RICO TO FOREIGN COUNTRIES,
BY COMMODITY AND COUNTRY OF DESTINATION: FISCAL YEAR 1999

COMM-CODE	COMMODITY AND UNIT OF QUANTITY	QUANTITY	VALUE-\$
	JAMAICA.....	19,851	29,031
	NETHERLANDS.....	19	7,274
	TRINIDAD & TOBAGO.....	400	7,632
	COPPER AND ARTICLES THEREOF..... TOTAL		3,590,309
7403230000	UNWROUGHT NICKEL SILVER A CUPRO-NICKEL BASE ALLOYS KG	298	13,500
	DOMINICAN REPUBLIC.....	298	13,500
7404000020	WASTE AND SCRAP OF REFINED COPPER KG	2,134,051	2,742,225
	CHINA (TAIWAN).....	108,854	92,265
	CHINA, PEOPLE'S REP. (MAINLAND).....	393,817	397,219
	EGYPT.....	19,645	12,993
	HONG KONG.....	318,423	715,616
	INDIA.....	97,120	80,597
	ITALY.....	19,619	20,355
	MEXICO.....	41,554	52,030
	PANAMA.....	19,202	12,563
	PORTUGAL.....	20,390	3,191
	REPUBLIC OF KOREA.....	952,921	1,189,383
	UNITED ARAB EMIRATES.....	142,516	166,013
7404000045	BRASS WASTE AND SCRAP OVER 0.3 PERCENT LEAD KG	18,458	20,500
	INDIA.....	18,458	20,500
7404000062	WASTE AND SCRAP, BRASS, 0.3 PERCENT OR LESS LEAD KG	19,270	21,360
	REPUBLIC OF KOREA.....	19,270	21,360
7404000080	OTHER COPPER ALLOY WASTE AND SCRAP, NESOI KG	418,268	328,037
	BELGIUM.....	19,309	26,078
	EGYPT.....	13,196	21,772
	FRANCE.....	20,670	31,195
	JAPAN.....	237,975	136,335
	PANAMA.....	79,592	50,461
	REPUBLIC OF KOREA.....	47,528	62,196
7407210000	BARS, RODS AND PROFILES OF BRASS (CU-ZN BASE ALYS) KG	8,862	195,627
	DOMINICAN REPUBLIC.....	8,862	195,627
7408290000	WIRE OF OTHER COPPER ALLOYS, NESOI KG	20,850	25,335
	DOMINICAN REPUBLIC.....	20,850	25,335
7408210000	PLATES SHEETS STRIP OF BRASS OV. 15MM THCK IN COILS KG	332	14,974
	DOMINICAN REPUBLIC.....	332	14,974
7410213000	COPPER CLAD LAMINATES M2	12,691	41,626
	UNITED KINGDOM OF GT BRITAIN.....	12,691	41,626
7411295000	PIPES AND TUBES OF COPPER ALLOY NESOI NOT SEAMLESS KG	181	3,045
	ST. CHRISTOPHER-NEVIS.....	181	3,045
7412200000	COPPER ALLOY TUBE OR PIPE FITTINGS KG	1,891	12,156
	COLOMBIA.....	1,891	12,156
7413005000	CABLE, ETC NESOI OF CU NT INS NT MD INTO ARTCLS KG	10,094	51,092
	DOMINICAN REPUBLIC.....	10,094	51,092
7414200000	CLOTH OF COPPER WIRE KG	1,980	76,718
	BELGIUM.....	373	15,577
	FRANCE.....	400	13,462
	NORWAY.....	1,207	47,679
7415390000	OTHER THREADED FASTENERS NESOI OF COPPER KG	597	22,344
	HONG KONG.....	597	22,344
7418190000	OTHR COPPER TABLE, KITCHEN & HOUSEHOLD WARE & PARTS KG	148	5,000
	UNITED KINGDOM OF GT BRITAIN.....	148	5,000
7419995500	OTHER ARTICLES OF COPPER, NESOI KG	7,251	16,770
	NETHERLAND ANTIL. EXC ARUBA.....	7,251	16,770
	NICKEL AND ARTICLES THEREOF..... TOTAL	22,344	2,844,486
7508900000	OTHER ARTICLES OF NICKEL, NESOI KG	22,344	2,844,486
	BAHAMAS.....	496	6,000
	BARBADOS.....	26	3,065
	BERMUDA.....	59	5,747
	BRITISH VIRGIN ISLANDS.....	6,954	94,982
	DOMINICA.....	675	14,708
	GERMANY.....	703	2,496,300
	GRENADA.....	726	12,179
	NETHERLAND ANTIL. EXC ARUBA.....	7,483	105,725
	ST. LUCIA.....	3,071	30,618
	ST. CHRISTOPHER-NEVIS.....	1,468	11,723
	ST. VINCENT & THE GRENADINES.....	697	13,441
	UNITED KINGDOM OF GT BRITAIN.....	6	50,000

TABLE 5 - EXPORTS OF MERCHANDISE FROM PUERTO RICO TO FOREIGN COUNTRIES,
BY COMMODITY AND COUNTRY OF DESTINATION: FISCAL YEAR 1999

COMM-CODE	COMMODITY AND UNIT OF QUANTITY	QUANTITY	VALUE-\$
	ALUMINUM AND ARTICLES THEREOF..... TOTAL		8,097,181
7601208045	OTH UNW AL ALLOY OF UNIFM C-S THRU IT LNTH NT COIL KG	3,184	42,086
	UNITED KINGDOM OF GT BRITAIN.....	3,184	42,086
7602000030	ALUMINUM USED BEVERAGE CONTAINER SCRAP KG	53,653	83,430
	TRINIDAD & TOBAGO.....	53,653	83,430
7602000090	AL WASTE AND SCRAP OTHER THAN USED BEV CONT SCRAP KG	1,836,780	1,721,786
	CHINA (TAIWAN).....	305,179	263,183
	CHINA, PEOPLE'S REP. (MAINLAND).....	175,052	245,120
	GREECE.....	17,084	17,613
	HONG KONG.....	631,363	546,912
	INDIA.....	61,918	59,256
	JAPAN.....	228,616	169,730
	REPUBLIC OF KOREA.....	135,165	126,278
	UNITED ARAB EMIRATES.....	282,405	293,694
7604101000	ALUMINUM PROFILES NOT ALLOYED KG	18,046	53,032
	DOMINICAN REPUBLIC.....	87	3,253
	GUADELOUPE.....	17,959	49,779
7604103050	AL BAR, ROD, NT ALOY RND C-S OTSD DIA OF 10MM OR M KG	1,852	11,836
	DOMINICAN REPUBLIC.....	1,852	11,836
7605190000	AL WIR NT ALY OF WHI TH MAX C-S DIM IS 7MM OR LESS KG	203	5,500
	DOMINICAN REPUBLIC.....	203	5,500
7605290000	AL WIR NT ALY OF WHI TH MAX C-S DIM IS 7MM OR LSS KG	9,425	37,473
	DOMINICAN REPUBLIC.....	9,400	34,028
	TRINIDAD & TOBAGO.....	25	3,445
7606126000	AL PLA SHE A STR REC IN SQ ALLOY CLAD OV 0.2MM THK KG	32,086	82,922
	TRINIDAD & TOBAGO.....	32,086	82,922
7607119000	ALUM FOIL NT BCKD NT OV 0.2MM THK NESOI KG	20,189	52,663
	DOMINICAN REPUBLIC.....	19,820	33,193
	ITALY.....	369	19,470
7607190000	ALUMINUM FOIL NOT BACKED NOT OVR .2MM THCK, WORKED KG	10,499	116,449
	ITALY.....	10,499	116,449
7607200000	ALUMINUM FOIL NOT OVER 0.2MM THICK, BACKED KG	210	2,946
	ITALY.....	210	2,946
7608100090	AL TBS A PPS EXC SMLSS NT ALLOYED KG	8,084	195,401
	UNITED KINGDOM OF GT BRITAIN.....	8,084	195,401
7610100000	ALU DOR WIN AND THEIR FRA AND THRES FOR DOORS KG	37,379	338,874
	ANGUILLA.....	205	4,484
	ANTIGUA.....	873	3,865
	BRITISH VIRGIN ISLANDS.....	10,201	227,462
	DOMINICAN REPUBLIC.....	24,445	88,535
	JAMAICA.....	1,195	7,980
	NETHERLAND ANTIL. EXC ARUBA.....	460	6,548
7610900040	OTHER ALUMINUM-ARCHITECTURAL AND ORNAMENTAL WORK KG	3,255	55,580
	DOMINICAN REPUBLIC.....	3,255	55,580
7610900050	OTH ALUM STRCTRS A PRTS; AL PLTS TBS ETC FOR STRTR KG	99,820	616,708
	ANGUILLA.....	154	6,552
	BRAZIL.....	16,939	59,435
	DOMINICAN REPUBLIC.....	12,715	122,306
	INDIA.....	68,558	427,405
	NETHERLAND ANTIL. EXC ARUBA.....	1,454	10,010
7611000030	ALUMINUM TANKS W CPCTY EXCEEDING 300 LITERS NO	2	100,000
	COSTA RICA.....	2	100,000
7611000090	ALUMINUM CONTAINERS, NESOI CAP OV 300 LITERS NO	649	81,757
	NETHERLAND ANTIL. EXC ARUBA.....	1	10,000
	TRINIDAD & TOBAGO.....	648	71,757
7612100000	ALUMINUM COLLAPSIBLE TUBULAR CONTAINERS NT OV 300L NO	2,752	4,465
	CHINA, PEOPLE'S REP. (MAINLAND).....	2,752	4,465
7612901030	ALUM CANS OF A CAPACITY NT EXCDG 355 ML NO	34,879,974	3,381,921
	ARUBA.....	1,217,446	105,174
	COLOMBIA.....	5,502,375	1,026,644
	COSTA RICA.....	61,462	85,000
	DOMINICAN REPUBLIC.....	11,002	15,214
	GUATEMALA.....	14,381,719	772,585
	TRINIDAD & TOBAGO.....	13,705,970	1,377,304
7612901060	OT AL CN OF A CP EX 355ML BU LS TH 3.8 LITERS NO	596,000	16,786
	SPAIN.....	596,000	16,786
7612909000	OTHER ALUMINUM CONTAINERS CAPACITY 3.8-300 LITERS NO	4,429,635	184,623
	ARUBA.....	248,960	16,513
	DOMINICAN REPUBLIC.....	26,921	8,835

TABLE 5 - EXPORTS OF MERCHANDISE FROM PUERTO RICO TO FOREIGN COUNTRIES,
BY COMMODITY AND COUNTRY OF DESTINATION: FISCAL YEAR 1999

COMM-CODE	COMMODITY AND UNIT OF QUANTITY	QUANTITY	VALUE-\$
	TRINIDAD @ TOBAGO.....	4,073,574	151,267
	UNITED KINGDOM OF GT BRITAIN.....	80,080	8,008
7613000000	ALUMINUM CONTAINERS FOR COMPRESSED OR LIQUEFID GAS NO	72	3,722
	DOMINICAN REPUBLIC.....	72	3,722
7615194000	ALUM CKNG KTCHNWR NT CAST NT SCOURRS/POL PDS,& PTS NO	1,251	5,000
	PANAMA.....	1,251	5,000
7615199000	ALUM TBLE KTCHN OTH HSHOLD ARTCLS AND PTS THEREOF KG	18,054	107,500
	COSTA RICA.....	378	83,000
	DOMINICAN REPUBLIC.....	15,678	24,500
7616101000	ALUM NAILS TACKS STAPLES NT 8305 KG	5,991	27,018
	ANGUILLA.....	3,092	7,072
	BRITISH VIRGIN ISLANDS.....	1,186	9,765
	JAMAICA.....	432	3,026
	MARTINIQUE.....	277	3,915
	NETHERLAND ANTIL. EXC ARUBA.....	1,004	3,240
7616103000	ALUMINUM RIVETS KG	419	4,500
	PANAMA.....	419	4,500
7616108000	ALUMINUM COTTRS, COTTR-PNS, WASHRS A SIMLR ARTICLES KG	2,023	5,465
	ANGUILLA.....	1,395	2,615
	BRITISH VIRGIN ISLANDS.....	628	2,850
7616910000	CLOTH, GRILL, NETTING AND FENCING OF ALUMINUM WIRE KG	1,468	8,073
	PANAMA.....	1,468	8,073
7616995060	ALUMINUM CASTINGS KG	15,163	68,152
	IRELAND.....	15,163	68,152
7616995095	ARTICLES OF ALUMINUM NESOI KG	298,415	681,513
	DOMINICAN REPUBLIC.....	124,545	309,567
	TRINIDAD @ TOBAGO.....	173,870	371,946
	LEAD AND ARTICLES THEREOF..... TOTAL	216,914	90,274
7802000060	LEAD WASTE OTH THAN OBTAINED FRM LEAD-ACID STG BAT KG	216,762	88,367
	CHINA, PEOPLE'S REP. (MAINLAND).....	97,433	38,027
	JAPAN.....	42,319	31,590
	VENEZUELA.....	77,010	18,750
7804190000	LEAD PL SH STR FL OVR 0.2 MM THICK KG	152	3,907
	ARGENTINA.....	152	3,907
	ZINC AND ARTICLES THEREOF..... TOTAL	27,652	88,204
7903100000	ZINC DUST KG	3,940	25,633
	TRINIDAD @ TOBAGO.....	3,940	25,633
7905000000	ZINC PLATES, SHEET, STRIP AND FOIL KG	15,000	10,000
	NETHERLAND ANTIL. EXC ARUBA.....	15,000	10,000
7906000000	ZINC TUBES, PIPES AND TUBE OR PIPE FITTINGS KG	5,341	12,586
	ANGUILLA.....	933	6,544
	GUADELOUPE.....	2,969	2,942
	MONTSERRAT.....	1,439	3,100
7907006000	ZINC ARTICLES, NESOI KG	3,371	39,985
	DOMINICAN REPUBLIC.....	3,371	39,985
	TIN AND ARTICLES THEREOF..... TOTAL	167,146	110,911
8002000000	TIN WASTE AND SCRAP KG	76,684	57,470
	HONG KONG.....	38,043	34,000
	PANAMA.....	38,641	23,470
8003000000	TIN BARS, RODS, PROFILES AND WIRE KG	2,268	13,920
	DOMINICAN REPUBLIC.....	2,268	13,920
8006000000	TIN TUBES AND PIPES INCLDG PIPE A TUBE FITTINGS KG	88,194	39,521
	DOMINICAN REPUBLIC.....	79,667	26,623
	GUADELOUPE.....	4,163	9,147
	MONTSERRAT.....	4,364	3,751
	OTHER BASE METALS; CERMETS; ARTICLES THEREOF..... TOTAL	1,061	101,910
8101100000	TUNGSTEN (WOLFRAM) POWDERS KG	350	19,429
	GERMANY.....	350	19,429
8101990000	TUNGSTEN, WROUGHT, NESOI KG	711	82,481
	GERMANY.....	16	7,556
	ISRAEL.....	695	74,925

TABLE 5 - EXPORTS OF MERCHANDISE FROM PUERTO RICO TO FOREIGN COUNTRIES,
BY COMMODITY AND COUNTRY OF DESTINATION: FISCAL YEAR 1999

COMM-CODE	COMMODITY AND UNIT OF QUANTITY	QUANTITY	VALUE\$
	TOOLS, IMPLEMENTS, CUTLERY, SPOONS AND FORKS, OF BASE METAL; PARTS THEREOF OF BASE METAL..... TOTAL		1,827,474
8201900000	OTH HNDTLS FR AGRIC, FRSTRY A PRTS, BS MTL DOMINICAN REPUBLIC.....	X	126,521 46,886
	GERMANY.....		79,535
8203100000	FILES, RASPS AND SIMILAR TOOLS, OF BASE METAL DOMINICAN REPUBLIC.....	DOZ 11,391	160,152 160,152
8203206060	PNCRS A SMLR TLS EX PLRS O TWZRS, BS MTL REPUBLIC OF KOREA.....	X	8,642 8,642
8203400000	PP CTTRS BLT CTTRS PERFT PNCHS SMLR A PTS, BS MTL IRELAND.....	X	5,166 5,166
8204120000	HND-OP SPNRS A WRNCHES ADJUSTBLE, PTS, BS MTL SWITZERLAND.....	X	137,705 137,705
8205100000	DRILLING, THREADING OR TAPPING TOOLS A PTS, BS MTL ANTIGUA.....	X	14,310 14,310
8205200000	HAMMERS A SLEDGE HAMMERS A PARTS, BASE METAL DOMINICAN REPUBLIC.....	X	349,571 349,571
8205300000	PLNS CHSLA A SMLR CTNG TLS FR WDWRKNG, PTS, BS MTL UNITED KINGDOM OF GT BRITAIN.....	X	3,500 3,500
8205599000	HANDTOOL INCL GLASS CUTTER & PARTS BASEMETAL NESOI CANADA.....	X	23,440 6,120
	DOMINICAN REPUBLIC.....		17,320
8205700090	CLAMPS AND SIMILAR HANDTOOLS, NOT VISES, AND PARTS NETHERLAND ANTIL. EXC ARUBA.....	X	3,313 3,313
8205800000	ANVS, PFRGS, HD/PO-OP GRND WHLS W/FRMWRK, BM PTS THOF AUSTRALIAN ISLANDS.....	X	3,413 3,413
8207191030	PERCSN RCK DRLL BTS CORE BTS REAMRS, BS MTL, & PRTS ARGENTINA.....	NO 1	6,974 6,974
8207195030	ROCK DRILLNG/EARTH BORNG TOOLS, BSE MTL, NESOI, PTS DOMINICAN REPUBLIC.....	X	34,461 4,461
	GERMANY.....		30,000
8207306075	DIES F CTG CLTH LTHR PPR A PTS DOMINICAN REPUBLIC.....	NO 1,619	86,138 86,138
8207306090	TLS PR ST PU NESOI NT MTL CTG FRANCE.....	X	2,875 2,875
8207600030	BROACHES NETHERLAND ANTIL. EXC ARUBA.....	NO 148	25,825 25,825
8207907570	INTRCHBL TLS FOR HND O MCH TLS, BASE MTL PRTS THRF DOMINICAN REPUBLIC.....	X	5,806 5,806
8208000030	PLTS STCKS TPS ETC FOR TOOLS UNMNTD OF SNTRD CRBDS FRANCE.....	KG 58,933 450	275,656 92,664
	REPUBLIC OF KOREA.....		4,173
	SINGAPORE.....		58,438
8212100000	RAZORS ARUBA.....	NO 1,348,806	466,210 44,898
	BAHAMAS.....		3,332
	COLOMBIA.....		49,463
	DOMINICAN REPUBLIC.....		294,687
	NETHERLAND ANTIL. EXC ARUBA.....		170,703
	REP. OF SOUTH AFRICA.....		11,847
8212200000	SAFETY RAZOR BLADES AND BLADE BLANKS IN STRIPS DOMINICAN REPUBLIC.....	NO 588,724	16,438 4,903
	VENEZUELA.....		282,286
8212900000	PARTS FOR RAZORS EXC BLADES ARUBA.....	X	65,796 21,663
	TRINIDAD & TOBAGO.....		40,671
	UNITED KINGDOM OF GT BRITAIN.....		3,452
8214200000	MNCR OR PDCR STS A INSTMNTS INC NL FLS A PTS GUATEMALA.....	X	5,572 5,572
	MISCELLANEOUS ARTICLES OF BASE METAL..... TOTAL		4,447,143
8301100000	PADLOCKS OF BASE METAL BARBADOS.....	DOZ 816 49	27,639 7,685
	MEXICO.....		767
8301300000	BASE METAL LOCKS OF A KIND USED FOR FURNITURE DOMINICAN REPUBLIC.....	KG 4,332 4,332	60,084 60,084
8301406030	DOOR LOCKS, LOCKSETS AND OTH BS MTL LOCKS FR DOORS ANGUILLA.....	KG 2,502 666	30,654 12,035

TABLE 5 - EXPORTS OF MERCHANDISE FROM PUERTO RICO TO FOREIGN COUNTRIES,
BY COMMODITY AND COUNTRY OF DESTINATION: FISCAL YEAR 1999

COMM-CODE	COMMODITY AND UNIT OF QUANTITY	QUANTITY	VALUE-\$
	BRITISH VIRGIN ISLANDS.....	212	3,642
	GUADELOUPE.....	259	2,716
	NETHERLAND ANTIL. EXC ARUBA.....	824	8,395
	ST.CHRISTOPHER-NEVIS.....	541	3,866
8302104030	HINGES AND PARTS, BASE METAL, FOR DOORS KG	564	3,947
	BRITISH VIRGIN ISLANDS.....	564	3,947
8302104090	OTHER HINGES AND PARTS THEREOF OF BASE METAL NESOI KG	46,182	186,399
	DOMINICAN REPUBLIC.....	46,182	186,399
8302300000	OTH BS METL MOUNTNGS FTTNGS ETC FOR MOTOR VEHICLES KG	44,435	192,443
	DOMINICAN REPUBLIC.....	44,435	192,443
8302413000	DOOR CLSRS (EXC ATMTC) A PTS, BS MTL, FOR BUILDING KG	250	2,962
	JAPAN.....	250	2,962
8302418075	OTH BS METL MNTNGS FTTNGS ETC FOR BUILDINGS, NESOI KG	24,304	103,882
	DOMINICAN REPUBLIC.....	1,472	7,500
	GUADELOUPE.....	569	4,025
	NETHERLAND ANTIL. EXC ARUBA.....	2,146	15,349
	ST.CHRISTOPHER-NEVIS.....	20,117	76,988
8302420000	OTH BASE METL MOUNTNGS FTTNGS ETC FOR FURNITURE KG	1,777	11,124
	BRITISH VIRGIN ISLANDS.....	1,777	11,124
8302494500	OTH BS METL MNTNGS, FTTNGS ETC FOR VEHICLES KG	2,381	13,348
	ANGUILLA.....	2,381	13,348
8302497500	OTHER BASE METAL MOUNTINGS, FITTINGS ETC, NESOI KG	12,966	40,798
	NETHERLAND ANTIL. EXC ARUBA.....	12,966	40,798
8302600000	BASE METAL AUTOMATIC DOOR CLOSERS AND PARTS KG	1,203	32,579
	DOMINICAN REPUBLIC.....	1,203	32,579
8303000000	SAFES, CASH OR DEED BOXES ETC A PRTS, BASE METAL KG	5,908	22,500
	ST.CHRISTOPHER-NEVIS.....	5,908	22,500
8304000000	OFFICE AND DESK EQUIP A PRTS, OF BASE METAL KG	9,149	135,330
	NETHERLANDS.....	9,149	135,330
8305200000	STAPLES IN STRIPS, OF BASE METAL KG	1,324	4,377
	TRINIDAD & TOBAGO.....	1,324	4,377
8306100000	BELLS, GONGS AND THE LIKE, AND PARTS, BASE METAL KG	8,567	55,372
	JAMAICA.....	8,567	55,372
8307100000	FLEXIBLE TUBING OF IRON OR STEEL KG	1	5,200
	IRELAND.....	1	5,200
8308100000	HOOBS, EYES AND EYELETS, OF BASE METAL KG	161,762	2,512,228
	DOMINICAN REPUBLIC.....	161,762	2,512,228
8308906000	BUCKLES AND BUCKLE CLASPS A PARTS, BASE METAL KG	71	3,516
	DOMINICAN REPUBLIC.....	71	3,516
8308908000	CLSPS, FRMS W CLSPS ETC BDS A SPNGLS, BASE METAL KG	80,382	740,909
	DOMINICAN REPUBLIC.....	80,183	730,373
	IRELAND.....	134	5,200
	JAMAICA.....	65	5,336
8309900000	STOPPERS, CAPS, LIDS, SEALS ETC NES, PRTS, BS METL KG	34,606	254,268
	DOMINICAN REPUBLIC.....	236	3,615
	TRINIDAD & TOBAGO.....	34,370	250,653
8310000000	SGN PLTS NOS A SMBSL ET BM EXCPT OF HDG 9405 KG	1,183	7,604
	DOMINICAN REPUBLIC.....	1,183	7,604
	MACHINERY AND MECHANICAL APPLIANCES; ELECTRICAL EQUIPMENT;PARTS THEREOF; SOUND RECORDERS AND REPRODUCERS, TELEVISION IMAGE AND SOUND RECORDER, AND REPRODUCERS, AND PARTS AND ACCESSORIES OF SUCH ARTICLES..... TOTAL		918,625,397
	NUCLEAR REACTORS,BOILERS,MACHINERY AND MECHANICAL APPLIANCES; PARTS THEREOF..... TOTAL		526,668,380
8403100000	CENTRAL HEATING BOILERS NO	1	70,000
	PANAMA.....	1	70,000
8403900000	PARTS FOR CENTRAL HEATING BOILERS X		3,354
	BRITISH VIRGIN ISLANDS.....		3,354
8405100000	PRODUCER GAS,WTR GAS,ACETYLENE GAS,WTR PRO GAS GEN X		94,000
	BRITISH VIRGIN ISLANDS.....		75,500
	DOMINICAN REPUBLIC.....		3,500
	GUADELOUPE.....		15,000
8406900040	PARTS FOR STEAM TURBINES X		162,114
	SWITZERLAND.....		162,114

TABLE 5 - EXPORTS OF MERCHANDISE FROM PUERTO RICO TO FOREIGN COUNTRIES,
BY COMMODITY AND COUNTRY OF DESTINATION: FISCAL YEAR 1999

COMM-CODE	COMMODITY AND UNIT OF QUANTITY	QUANTITY	VALUE-\$
8406900080	PARTS FOR OTHER THAN STEAM VAPOR TURBINES	X	602,815
	ARUBA.....		2,815
	BRAZIL.....		600,000
8407100090	SPK-IGN REC OR ROT INT COM PST TYP A/C ENG EXC CIV	NO	39,978
	GERMANY.....	2	39,978
8407210000	OUTBOARD ENGINES FOR MARINE PROPULSION	NO	174,952
	BRAZIL.....	4	17,372
	BRITISH VIRGIN ISLANDS.....	14	78,355
	DOMINICAN REPUBLIC.....	6	14,800
	NETHERLAND ANTIL. EXC ARUBA.....	2	11,830
	SPAIN.....	6	54,595
8407290010	SPK-IGN REC OR ROT INT COM PST ENG, MAR, IN/OUTBOARD	NO	3,120
	URUGUAY.....	1	3,120
8407901050	SP-IG REC OR RTRY PISTON ENG, NESOI, FOR AGR MACH	NO	17,810
	DOMINICAN REPUBLIC.....	5	17,810
8408100020	COMP-IGNI PST ENG, MARINE, EXC 149.2KW, NOT EXC 223.8KW	NO	259,000
	CHINA, PEOPLE'S REP. (MAINLAND).....	51	259,000
8408202000	COMP-IGN ENG FR PROP VEH CH87, RD TR, BUS, AUTO, TRUCK	NO	5,000
	VENEZUELA.....	1	5,000
8408909010	COMP-IGN INT COMB PST ENG, NESOI, NOT EXC 149.2 KW	NO	90,000
	NETHERLAND ANTIL. EXC ARUBA.....	1	90,000
8409914000	PARTS F SPARK IGN ENG F RD TR, BUS, AUTO OR TRUCKS	KG	65,734
	DOMINICAN REPUBLIC.....	1,790	23,943
	ST. LUCIA.....	71	2,827
	UNITED KINGDOM OF GT BRITAIN.....	263	38,964
8409916000	PARTS F SPARK IG ENG FOR MARINE PROPULSION	KG	3,500
	BRITISH VIRGIN ISLANDS.....	1,003	3,500
8409918000	PARTS FOR SPARK-IG PISTON ENG, NESOI	KG	58,553
	BELGIUM.....	3,240	38,880
	GRENADA.....	200	8,738
	JAPAN.....	1	5,000
	ST. LUCIA.....	43	4,935
8409994000	PARTS F DIESEL ENG F ROAD TR, BUS, AUTO, TRUCK	KG	10,630
	BRITISH VIRGIN ISLANDS.....	29	2,657
	NETHERLAND ANTIL. EXC ARUBA.....	423	3,893
	UNITED ARAB EMIRATES.....	584	4,060
8409996000	PARTS FOR DIESEL ENGINES FOR MARINE PROPULSION	KG	11,420
	NETHERLAND ANTIL. EXC ARUBA.....	458	11,420
8409998000	PARTS FOR DIESEL ENGINES, NESOI	KG	50,158
	DOMINICAN REPUBLIC.....	10,582	47,240
	TRINIDAD & TOBAGO.....	5	2,918
8411118000	TURBOJET TURBINES, EXC A/C, THRUST NOT EXCE	NO	2,963
	DOMINICAN REPUBLIC.....	2	2,963
8411914000	PARTS OF NONAIRCRAFT TURBOJETS AND TURBOPROPELLERS	X	24,320
	UNITED KINGDOM OF GT BRITAIN.....		24,320
8411917050	PARTS OF TURBOJET & TURBOPROPELLR A/C ENG, EX CIVIL	X	2,584,560
	REPUBLIC OF KOREA.....		2,584,560
8411994000	PARTS OF NONAIRCRAFT GAS TURBINES	X	2,382,368
	ARGENTINA.....		19,784
	ARUBA.....		29,277
	BRAZIL.....		15,000
	CHILE.....		13,702
	COLOMBIA.....		170,011
	COSTA RICA.....		6,968
	DOMINICAN REPUBLIC.....		226,157
	ECUADOR.....		71,887
	EL SALVADOR.....		6,846
	GUATEMALA.....		108,905
	HONDURAS.....		148,000
	INDONESIA.....		5,166
	PANAMA.....		418,092
	SAUDI ARABIA.....		29,970
	SINGAPORE.....		5,047
	TRINIDAD & TOBAGO.....		24,395
	UNITED KINGDOM OF GT BRITAIN.....		401,036
	VENEZUELA.....		684,128
8411997010	PARTS OF GAS TURBINE A/C ENGINES F CIVIL A/C	X	9,830
	JAPAN.....		2,717
	PANAMA.....		7,113
8411997050	PARTS OF GAS TURBINE A/C ENG, EXC CIVIL A/C	X	177,983
	ARGENTINA.....		5,768

TABLE 5 - EXPORTS OF MERCHANDISE FROM PUERTO RICO TO FOREIGN COUNTRIES,
BY COMMODITY AND COUNTRY OF DESTINATION: FISCAL YEAR 1999

COMM-CODE	COMMODITY AND UNIT OF QUANTITY	QUANTITY	VALUE-\$
	SWEDEN.....		56,500
	VENEZUELA.....		115,715
8412210075	LINEAR ACTING HYDRAULIC MOTORS (CYLINDERS) NO	33	15,000
	DOMINICAN REPUBLIC.....	33	15,000
8413110000	PUMPS FOR DISPENSING FUEL OR LUBRICANTS, GARAGE USE NO	16	5,675
	BARBADOS.....	16	5,675
8413190000	PUMPS FITTED WITH MEASURING DEVICE, NESOI NO	33	7,602
	ITALY.....	18	3,780
	TRINIDAD @ TOBAGO.....	15	3,822
8413500050	DIAPHRAGM PUMPS, RECIPROCAT POSITIVE DISPLACEMENT NO	132	28,925
	ARGENTINA.....	130	19,747
	TRINIDAD @ TOBAGO.....	2	9,178
8413701000	STOCK PUMPS MACHS FOR MAKING CELLULOSIC PULP, PAPER NO	1	16,856
	GERMANY.....	1	16,856
8413702004	SUBMERSIBLE PUMPS, CENTRIFUGAL NO	8	5,888
	CHINA (TAIWAN).....	8	5,888
8413810040	PUMPS FOR LIQUIDS, NESOI NO	4	8,349
	DOMINICAN REPUBLIC.....	4	8,349
8413911000	PARTS OF FUEL-INJECTION PUMPS FOR COMP-IGNIT PUMPS X		6,506
	COLOMBIA.....		6,506
8413919520	PARTS, NESOI, OF PUMPS FOR LIQUIDS X		3,100
	DOMINICAN REPUBLIC.....		3,100
8414100000	VACUUM PUMPS NO	2	14,625
	COLOMBIA.....	1	6,625
	UNITED ARAB EMIRATES.....	1	8,000
8414200000	HAND- OR FOOT-OPERATED AIR PUMPS NO	6	2,794
	BRITISH VIRGIN ISLANDS.....	6	2,794
8414304000	COMPRESSORS, REFRIG AND AIR-COND, NOT EXC 1/4 HP NO	811	241,620
	BRITISH VIRGIN ISLANDS.....	5	21,100
	DOMINICAN REPUBLIC.....	806	220,520
8414308020	COMPRESSORS, REFRIG & AIR COND, SCREW TYP, EXC 200HP NO	2	55,000
	ANTIGUA.....	1	30,000
	DOMINICAN REPUBLIC.....	1	25,000
8414400000	AIR COMPRESSORS MOUNT ON WHEEL CHASSIS FOR TOWING NO	2	42,961
	DOMINICAN REPUBLIC.....	2	42,961
8414596040	FANS AND BLOWERS FOR MOTOR VEHICLES, NESOI NO	6	59,737
	GERMANY.....	3	9,945
	IRELAND.....	2	26,184
	UNITED KINGDOM OF GT BRITAIN.....	1	23,608
8414599080	FANS, NESOI NO	31	35,450
	DOMINICAN REPUBLIC.....	6	10,770
	ISRAEL.....	24	10,998
	LUXEMBOURG.....	1	13,682
8414801560	AIR COMPRESSR, ROTARY, STATIONARY, NOT EXC 11.19KW NO	490	5,099
	DOMINICAN REPUBLIC.....	490	5,099
8414801580	AIR COMPRESSORS, STATIONRY, EXCEPT RECIP AND ROTARY NO	3	15,024
	DOMINICAN REPUBLIC.....	3	15,024
8414801590	AIR COMPRESSORS, PORTABLE, NESOI NO	2	16,740
	DOMINICAN REPUBLIC.....	2	16,740
8414802055	COMPRESSORS, NESOI, INCLUD RECIP & ROT =< 186.5KW NO	4	10,392
	DOMINICAN REPUBLIC.....	4	10,392
8414809000	AIR OR VACUUM PUMPS, NESOI NO	135	8,125
	DOMINICAN REPUBLIC.....	135	8,125
8414902010	PARTS OF REFRIG & AIR COND COMPRESSORS X		4,000
	ISRAEL.....		4,000
8414902090	PARTS OF COMPRESSORS, NESOI X		19,502
	COLOMBIA.....		8,756
	DOMINICAN REPUBLIC.....		4,363
	TRINIDAD @ TOBAGO.....		6,383
8414909000	PARTS OF AIR OR VACUUM PUMPS, NESOI X		4,195
	CANADA.....		4,195
8415100080	AIR-COND, WIND/WALL, SELF-CONTAIN, 2.93KW/HR-<4.98KW NO	207	601,323
	ANGUILLA.....	18	11,700
	BRITISH VIRGIN ISLANDS.....	50	30,801
	ST. LUCIA.....	15	9,735
	TRINIDAD @ TOBAGO.....	124	549,087
8415200000	AUTOMOTIVE AIR CONDITIONERS NO	2	2,700
	ARUBA.....	2	2,700
8415810030	AIR-COND, INC REF & VAL FOR REV COOL/HEAT, EXC S-CO NO	43	28,893
	ANGUILLA.....	5	9,170
	BRITISH VIRGIN ISLANDS.....	37	16,795

TABLE 5 - EXPORTS OF MERCHANDISE FROM PUERTO RICO TO FOREIGN COUNTRIES,
BY COMMODITY AND COUNTRY OF DESTINATION: FISCAL YEAR 1999

COMM-CODE	COMMODITY AND UNIT OF QUANTITY	QUANTITY	VALUE-\$
	NETHERLAND ANTIL. EXC ARUBA.....	1	2,928
8415820035	CENTRL STATION AIR HANDLRS USED WITH WATER CHILLER NO	21	216,802
	ARGENTINA.....	21	216,802
8415820040	ROOM,CENTRL STAT A/C UNITS USED WITH WATER CHILLER NO	2	6,355
	DOMINICAN REPUBLIC.....	2	6,355
8415820070	AIR COND MACH INCORPORATING A REFRIG UNIT, NESOI NO	7	27,355
	DOMINICAN REPUBLIC.....	7	27,355
8415830090	AIR COND MACHS NOT INCORPORAT A REFRIG UNIT, NESOI NO	116	114,863
	ANGUILLA.....	7	5,698
	ARGENTINA.....	8	80,834
	BRITISH VIRGIN ISLANDS.....	101	28,331
8415908025	AIR CONDITIONING EVAPORATOR COILS NO	1	10,884
	DOMINICAN REPUBLIC.....	1	10,884
8415909000	PARTS, NESOI, OF AIR CONDITIONING MACHINES X		30,457
	DOMINICAN REPUBLIC.....		6,610
	IRELAND.....		3,068
	UNITED ARAB EMIRATES.....		14,779
	VENEZUELA.....		8,000
8417900000	PARTS OF IND OR LAB FURN & OVEN,INCINERAT, NONELEC X		14,538
	CANADA.....		7,338
	DOMINICAN REPUBLIC.....		7,200
8418210030	REFRIG,HOUSEHOLD,COMP TYP,VOL 269 < 382 LITERS NO	15	5,745
	BRITISH VIRGIN ISLANDS.....	15	5,745
8418210090	REFRIG,HOUSEHOLD, COMP TYP, VOL 382 LITERS & OVER NO	120	72,092
	ANGUILLA.....	100	57,832
	BRITISH VIRGIN ISLANDS.....	14	11,284
	NETHERLAND ANTIL. EXC ARUBA.....	6	2,976
8418290000	REFRIGERATORS, HOUSEHOLD TYPE, NESOI NO	1,448	166,235
	DOMINICAN REPUBLIC.....	223	22,235
	NETHERLAND ANTIL. EXC ARUBA.....	10	23,000
	PANAMA.....	1,213	121,000
8418610040	FINNED COIL COMPRESSION TYPE HEAT EXCHANGERS NO	284	4,197,943
	ARGENTINA.....	5	80,800
	AUSTRALIAN ISLANDS.....	103	1,757,596
	BRAZIL.....	57	471,267
	DOMINICAN REPUBLIC.....	46	195,840
	JAPAN.....	27	1,302,480
	MEXICO.....	26	409,960
8418610080	HEAT EXCHANGERS, COMPRESSION TYPE, NESOI NO	8	9,300
	HAITI.....	8	9,300
8418690020	DRINKING WATER COOLERS, REFRIGERATED, SELF-CONTAIN NO	60	17,214
	BRITISH VIRGIN ISLANDS.....	12	2,718
	UNITED KINGDOM OF GT BRITAIN.....	48	14,496
8418690025	SODA FOUNTAIN, BEER DISPENSING EQUIP, REFRIGERATED NO	8	7,000
	NETHERLAND ANTIL. EXC ARUBA.....	8	7,000
8418690095	REFRIG OR FREEZING EQUIP, EXCEPT HOUSEHOLD, NESOI NO	92	38,708
	NETHERLAND ANTIL. EXC ARUBA.....	7	26,000
	PORTUGAL.....	85	12,708
8418990095	REFRIGERATION CONDENSING UNITS, NOT EXCEEDING 746W NO	110	286,844
	ANTIGUA.....	12	5,778
	HAITI.....	12	203,708
	NETHERLAND ANTIL. EXC ARUBA.....	86	77,358
8418990060	PARTS,REFRIG,FREEZERS & OTHER REFRIG ORFREEZ EQUIP X		29,875,983
	AUSTRALIAN ISLANDS.....		5,200
	CHINA (TAIWAN).....		11,514
	DOMINICAN REPUBLIC.....		11,598,038
	IRELAND.....		5,491
	JAPAN.....		18,200,000
	PANAMA.....		15,000
	REPUBLIC OF KOREA.....		40,740
8419190040	SOLAR WATER HEATERS NO	299	5,331
	BRITISH VIRGIN ISLANDS.....	299	5,331
8419200000	MEDICAL, SURGICAL OR LABORATORY STERILIZERS NO	129	383,264
	CHINA,PEOPLE'S REP. (MAINLAND).....	3	13,357
	DOMINICAN REPUBLIC.....	2	39,000
	GERMANY.....	70	36,035
	MEXICO.....	2	38,304
	SWITZERLAND.....	52	256,568
8419815000	COOKING STOVES,RANGES & OVENS,EXC MICROWAVE,INDUST NO	1,059	94,385
	HAITI.....	30	2,540
	NETHERLAND ANTIL. EXC ARUBA.....	583	53,595

TABLE 5 - EXPORTS OF MERCHANDISE FROM PUERTO RICO TO FOREIGN COUNTRIES,
BY COMMODITY AND COUNTRY OF DESTINATION: FISCAL YEAR 1999

COMM-CODE	COMMODITY AND UNIT OF QUANTITY	QUANTITY	VALUE-\$
	ST.VINCENT & THE GRENADINES.....	446	38,250
8419895040	IND MACH, PLANT EQUIP DESIGN FOR COOLING, NESOI	2	4,593
	ARGENTINA.....	2	4,593
8419895060	IND MAC,PLANT,EQUIP,TREAT FOOD,BEV,TEMP CHG,NESOI	627	469,486
	DOMINICAN REPUBLIC.....	627	469,486
8419895070	IND MAC,PLANT, EQUIP,TREAT RUB, PLAST,TEMP CHG,NES	1	6,900
	DOMINICAN REPUBLIC.....	1	6,900
8419895075	IND MAC,PLANT,EQUIP,TREAT OF MATERL,TEMP CHG,NESOI	347	270,130
	DOMINICAN REPUBLIC.....	347	270,130
8419909020	PARTS OF EQUIP FOR RESTAURANTS,ETC, TEMP CHANGE	X	2,543
	FRANCE.....		2,543
8419909040	PARTS OF MEDICAL, SURGICAL OR LABORATORY STERILIZE	X	61,704
	GERMANY.....		20,000
	MEXICO.....		41,704
8419909500	PARTS F MCH OR EQUIP F TREAT MTL BY TEMP CHG,NESOI	X	95,446
	DOMINICAN REPUBLIC.....		20,446
	GERMANY.....		75,000
8420990000	PARTS,NESOI,F FOLLING MACH, EXC F METALS OR GLASS	X	36,000
	ITALY.....		36,000
8421110000	CREAM SEPARATORS	NO	86
	GERMANY.....		86
8421190000	CENTRIFUGES, NESOI	NO	42
	EL SALVADOR.....		1
	JAPAN.....		41
8421210000	WATER FILTERING OR PURIFYING MACHINERY & APPARATUS	NO	567
	CANADA.....		2
	COLOMBIA.....		1
	DOMINICAN REPUBLIC.....		1
	JAPAN.....		288
	MALAYSIA.....		81
	THAILAND.....		34
	UNITED KINGDOM OF GT BRITAIN.....		162
8421220000	BEVERAGE FILTERING OR PURIFYING MACH & APPARATUS	NO	290
	GERMANY.....		290
8421230000	OIL OR FUEL FILTERS FOR INTERNAL COMBUSTION ENGINE	X	36,242
	MALAYSIA.....		3,747
	MEXICO.....		5,642
	UNITED KINGDOM OF GT BRITAIN.....		19,620
	VENEZUELA.....		7,233
8421290065	OTHER FILTERING,PURIFYING EQUIP. FOR LIQUIDS NESOI	NO	703,234
	AUSTRALIAN ISLANDS.....		1,440
	BOLIVIA.....		142
	BRAZIL.....		14,898
	CHINA (TAIWAN).....		5,123
	CHINA,PEOPLE'S REP. (MAINLAND).....		14,609
	COLOMBIA.....		217
	COSTA RICA.....		43
	DOMINICAN REPUBLIC.....		26
	FRANCE.....		1
	HONG KONG.....		1,488
	INDONESIA.....		189
	ISRAEL.....		29
	ITALY.....		1,177
	JAMAICA.....		72
	JAPAN.....		575,397
	MALAYSIA.....		360
	MEXICO.....		9,648
	NETHERLAND ANTIL. EXC ARUBA.....		909
	REPUBLIC OF KOREA.....		8,203
	SINGAPORE.....		38,918
	SWITZERLAND.....		144
	THAILAND.....		6,325
	UNITED KINGDOM OF GT BRITAIN.....		23,828
	VENEZUELA.....		48
8421394000	CATALYTIC CONVERTERS	NO	1
	COLOMBIA.....		1
8421398015	DUST COLLECT. AND AIR PURIFICATION EQUIPMENT NESOI	X	50,000
	DOMINICAN REPUBLIC.....		50,000
8421398060	PNEUMATIC FLUID POWER FILTERS RATED >= 550 KPA	NO	438
	DOMINICAN REPUBLIC.....		402
	ISRAEL.....		36

TABLE 5 - EXPORTS OF MERCHANDISE FROM PUERTO RICO TO FOREIGN COUNTRIES,
BY COMMODITY AND COUNTRY OF DESTINATION: FISCAL YEAR 1999

COMM-CODE	COMMODITY AND UNIT OF QUANTITY	QUANTITY	VALUE-\$
8421398090	FILTERING OR PURIFYING MACH & APPARATUS,GAS, NESOI	X	22,655
	CHILE.....		2,668
	FRANCE.....		8,989
	GERMANY.....		3,267
	JAPAN.....		3,851
	SINGAPORE.....		4,080
8421990040	PARTS OF FILTERING AND PURIFYING APPARATUS	X	3,132,118
	AUSTRALIAN ISLANDS.....		89,698
	AUSTRIA.....		29,480
	BRAZIL.....		23,742
	CHINA,PEOPLE'S REP. (MAINLAND).....		7,144
	DOMINICAN REPUBLIC.....		1,650,014
	FRANCE.....		659,867
	GERMANY.....		141,432
	IRELAND.....		65,687
	JAPAN.....		207,657
	UNITED KINGDOM OF GT BRITAIN.....		57,397
8421990080	PARTS OF MACH & APPARAT,FILT,PURIFY,LIQ,GAS,NESOI	X	225,416
	AUSTRIA.....		7,629
	BRAZIL.....		63,648
	CHINA,PEOPLE'S REP. (MAINLAND).....		3,500
	COLOMBIA.....		12,426
	DOMINICAN REPUBLIC.....		20,721
	ECUADOR.....		54,432
	GERMANY.....		5,947
	SINGAPORE.....		12,540
	UNITED KINGDOM OF GT BRITAIN.....		44,573
8422309020	CONTAINER LABELING MACHINES	NO	1
	DOMINICAN REPUBLIC.....		3,200
8422309040	MACH FOR FILL,WHETHER OR NOT CAPABLE OF OTHER OPER	NO	12
	COSTA RICA.....		8
	DOMINICAN REPUBLIC.....		2
	UNITED KINGDOM OF GT BRITAIN.....		1
	VENEZUELA.....		1
8422309060	MACH PERFORMING ONLY LID, SEAL, CLOSE, NESOI	NO	1
	MEXICO.....		1
8422309070	MAC FR FIL,CLOSE,SEAL,LABEL,BOT,CAN OR CONTAIN	NO	12
	DOMINICAN REPUBLIC.....		12
8422400000	PACKING OR WRAPPING MACH, (INC HEAT-SHRINK), NESOI	NO	7
	DOMINICAN REPUBLIC.....		1
	MEXICO.....		1
	UNITED KINGDOM OF GT BRITAIN.....		1
	VENEZUELA.....		4
8422909500	PTS MCH CLN,DRY,BOT,FIL,CLSE,SEAL CONTAINER,NESOI	X	417,962
	BRAZIL.....		26,903
	COLOMBIA.....		4,000
	DOMINICAN REPUBLIC.....		330,711
	ECUADOR.....		17,448
	MEXICO.....		38,900
8424200000	SPRAY GUNS AND SIMILAR APPLIANCES	X	56,536
	GERMANY.....		56,536
8424819090	AGRICULTURAL OR HORTICULTURAL SPRAY APPL, NESOI	NO	112
	DOMINICAN REPUBLIC.....		112
8424897010	SPRINKLER SYSTEMS (FIRE EXTINGUISHING EQUIPMENT)	NO	2
	ARGENTINA.....		2
8424897095	MECH APPLIANCE FOR PROJECT,DISP,SPRAY,LIQ,ETC,NESOI	NO	1
	NETHERLAND ANTIL. EXC ARUBA.....		1
8424902000	PARTS OF SAND BLASTING MACHINES	X	7,518
	IRELAND.....		7,518
8424909500	PARTS,NESOI,OF MECH APPL F SPRAY,ETC,LIQ NESOI	X	17,064
	ST.CHRISTOPHER-NEVIS.....		4,548
	UNITED KINGDOM OF GT BRITAIN.....		12,516
8425420000	JACKS AND HOISTS,HYDRAULIC,EXC BLT-IN JACK SYSTEMS	NO	638
	DOMINICAN REPUBLIC.....		638
8425490000	JACKS, NESOI; HOISTS USED FOR RAISING VEHICLES	NO	469
	DOMINICAN REPUBLIC.....		6
	JAMAICA.....		463
8426410005	WORKS TRUCKS FITTED WITH A CRANE, SELF-PROPEL TIRE	NO	1
	GUADELOUPE.....		1
8427104000	OPERATOR RIDING COUNTERBALANCED FORK-LIFT, ELCTR	NO	3
	DOMINICAN REPUBLIC.....		3

TABLE 5 - EXPORTS OF MERCHANDISE FROM PUERTO RICO TO FOREIGN COUNTRIES,
BY COMMODITY AND COUNTRY OF DESTINATION: FISCAL YEAR 1999

COMM-CODE	COMMODITY AND UNIT OF QUANTITY	QUANTITY	VALUE-\$
8427108010	OPERATOR RIDE SLF-PROPEL WKS TRKS PWR BY ELEC MTR DOMINICAN REPUBLIC.....	NO 1	34,780 34,780
8427108090	SELF-PROPEL WRKS TRK TRUCK POWERED BY AN ELEC MOTO DOMINICAN REPUBLIC.....	NO 7	23,000 23,000
8427900040	FORK-LIFT & OTHER WORKS TRUCKS W/LIFT,HANDL EQUIP ANGUILLA.....	NO 2	31,500 26,500
8428320000	CONT-ACT ELEV & CONVEY,FR GOODS OR MATL,BUCKET TYP BRITISH VIRGIN ISLANDS.....	NO 1	5,000 58,000
8428330000	CONT-ACT ELEV & CONVEY,FR GOODS OR MATL,BELT TYPE DOMINICAN REPUBLIC.....	NO 13	44,000 41,000
8428900015	INDUSTRIAL ROBOT FOR LIFT, HAND,LOAD/UNLOAD,NESOI BRAZIL.....	NETHERLAND ANTIL. EXC ARUBA..... 1	3,000 17,500
8428900095	MACH FOR LIFTING,HANDLING,LOADING,UNLOADING,NESOI MEXICO.....	NO 2	4,000 4,000
8429110090	BULLDOZERS & ANGLEDZERS,SELF-PROPEL,TRAK LAY,USED COSTA RICA.....	NO 2	25,000 25,000
8429200000	GRADERS AND LEVELERS, SELF-PROPELLED DOMINICAN REPUBLIC.....	NO 1	29,000 29,000
8429511060	FRONT-END SHOVEL LOADERS, WHEEL TYPE, NEW, NESOI DOMINICAN REPUBLIC.....	NO 4	19,500 19,500
8429525090	MECH SHVL EXCAVAT,SHVL LOAD,360 REVOL STUR,USED TRINIDAD @ TOBAGO.....	NO 1	15,285 15,285
8429591030	BACKHOES, NEW, EXC 360 REVOLVING SUPERSTRUCTURE BRITISH VIRGIN ISLANDS.....	NO 3	261,700 142,500
8429591090	BACKHOES,SHOVELS,CLMSHL,USED,EXC.360 REVOL.SUPSTR NETHERLAND ANTIL. EXC ARUBA.....	NO 2	119,200 75,000
8429595080	MECH SHVL,EXCAVAT,SHV LOAD,EX360 REVOL STUR,USED BRITISH VIRGIN ISLANDS.....	NO 1	101,000 91,000
8430100000	PILE-DRIVERS AND PILE-EXTRACTORS NETHERLANDS.....	NO 7	10,000 92,004
8430200090	SNOWPLOWES DOMINICAN REPUBLIC.....	NO 1	20,000 20,000
8430690000	MOVE,GRADE,LEVEL,SCRAP,EXCAVAT,EXTRACT MACH, NESOI PANAMA.....	NO 1	41,000 41,000
8431100010	PTS,PULY TKLE & HOISTS EXC SKIP OR FOR RAISING VEH ARUBA.....	X 1	28,557 28,557
8431100090	PARTS OF WINCHES, CAPSTANS AND JACKS BRITISH VIRGIN ISLANDS.....	X 1	4,495 4,495
8431200000	PTS OF FRK LFT TRKS & WORKS TRKS WITH LIFT OR HNDL CHINA (TAIWAN).....	X 1	476,740 11,000
	CHINA,PEOPLE'S REP. (MAINLAND).....		240,977
	DOMINICAN REPUBLIC.....		23,292
	ITALY.....		24,079
	NETHERLANDS.....		9,435
	UNITED KINGDOM OF GT BRITAIN.....		187,957
8431398010	PARTS OF PNEUMATIC ELEVATORS AND CONVEYORS ISRAEL.....	X 1	4,457 4,457
8431438010	PTS OF OIL & GAS FIELD MACH,NESOI,OF SUBHD 8430.49 COLOMBIA.....	X 1	196,458 41,581
	FALKLAND ISLANDS.....		105,606
	GERMANY.....		3,881
	TRINIDAD @ TOBAGO.....		45,390
8431438090	PTS OF BORIN,SINKIN MAC OF SUBHEAD 8430.41,8430.49 PANAMA.....	X 1	10,000 10,000
8431491090	PARTS OF MACHINERY OF HEADING 8426 NESOI DOMINICAN REPUBLIC.....	X 1	7,500 7,500
8431499010	FRONT-END LOADER ATTACHMENTS FOR MOUNTING ON MACH JAPAN.....	NO 1	4,250 4,250
8431499020	ATTACH FOR MOUNT ON MAC OF HEAD8426,8429,8430NESOI HONG KONG.....	NO 2	1,790,351 23,063
	IRELAND.....		3,900
	JAPAN.....		186,989
	MEXICO.....		21,122
	SINGAPORE.....		2,700
	SWITZERLAND.....		621,330
	UNITED KINGDOM OF GT BRITAIN.....		931,247
8431499037	PARTS OF BACKHOES,SHOVELS,CLAMSHELLS AND DRAGLINES NETHERLANDS.....	X 133	130,992

TABLE 5 - EXPORTS OF MERCHANDISE FROM PUERTO RICO TO FOREIGN COUNTRIES,
BY COMMODITY AND COUNTRY OF DESTINATION: FISCAL YEAR 1999

COMM-CODE	COMMODITY AND UNIT OF QUANTITY	QUANTITY	VALUE-\$
	INDIA.....		130,992
8431489057	PARTS, NESOI, OF MACHINERY OF HEADING 8429 OR 8430.....	X	284,160
	ANGUILLA.....		12,037
	BRITISH VIRGIN ISLANDS.....		28,791
	DOMINICA.....		6,125
	DOMINICAN REPUBLIC.....		44,100
	GUADELOUPE.....		14,465
	NETHERLAND ANTIL. EXC ARUBA.....		178,642
8432900080	PTS OF AG,HORT,FORTY MAC FR SOIL PREP OR CULTIVATE.....	X	75,980
	PHILIPPINES.....		75,980
8433300000	HAYING MACHINES OTHER THAN MOWERS.....	NO 38	60,573
	DOMINICAN REPUBLIC.....	6	8,414
	JAMAICA.....	32	54,159
8433400000	STRAW OR FODDER BALERS, INCLUDING PICK-UP BALERS.....	NO 2	13,140
	DOMINICAN REPUBLIC.....	2	13,140
8433600080	MACH FOR CLEAN, SORT, GRADE, FRUIT OR AGRIL PRODUCE.....	NO 2	3,402
	ISRAEL.....	2	3,402
8433905020	PARTS OF HAYING MACHINES AND BALERS.....	X	2,688
	NETHERLAND ANTIL. EXC ARUBA.....		2,688
8433905060	PARTS OF MACHINES FOR CLEAN, SORT OR GRADE EGGS.....	X	34,789
	DOMINICAN REPUBLIC.....		34,789
8436100000	MACHINERY FOR PREPARING ANIMAL FEEDS.....	NO 27	174,228
	DOMINICAN REPUBLIC.....	27	174,228
8436800040	BARN AND BARNYARD MACHINES.....	NO 201	38,367
	DOMINICAN REPUBLIC.....	201	38,367
8436910000	PARTS OF POULTRY-KEEP MAC OR POULTRY INCUB & BROOD.....	X	122,893
	DOMINICAN REPUBLIC.....		122,893
8437100000	MACH FOR CLEAN, SORT OR GRADE SEED, GRAIN, DR LEG VEG.....	NO 3	8,000
	DOMINICAN REPUBLIC.....	3	8,000
8438100000	BAKERY MACH & MACH F MANUF MACARONI, SPAGHETTI, ETC.....	NO 10	14,580
	JAMAICA.....	10	14,580
8438300000	MACHINERY FOR SUGAR MANUFACTURE.....	NO 7	52,228
	JAMAICA.....	4	48,000
	ST. CHRISTOPHER-NEVIS.....	3	4,228
8438400000	BREWERY MACHINERY.....	NO 6	3,166
	UNITED KINGDOM OF GT BRITAIN.....	6	3,166
8438500090	MACH FOR THE PREPARATION OF MEAT OR POULTRY, NESOI.....	NO 1	101,640
	ECUADOR.....	1	101,640
8438800000	IND PREP. MANUF FOOD, DRINK EXC EXT. PREP ANIM, VEG OL.....	NO 46	48,733
	COLOMBIA.....	46	48,733
8438900000	PARTS OF MACH OF CH 84, NESOI, IND PREP FOOD, DRINK.....	X	119,855
	ARGENTINA.....		17,457
	DOMINICAN REPUBLIC.....		83,253
	SWITZERLAND.....		18,845
8439200090	MACH FOR MAKING PAPER OR PAPERBOARD, USED OR REBLT.....	NO 1	13,200
	NICARAGUA.....	1	13,200
8439300000	MACHINERY FOR FINISHING PAPER OR PAPERBOARD.....	NO 1	277,000
	UNITED KINGDOM OF GT BRITAIN.....	1	277,000
8441200000	MACHINES FOR MAKING BAGS, SACKS OR ENVELOPES.....	NO 1	1,500,000
	BRAZIL.....	1	1,500,000
8441300000	MAC FR MAK CART, BOX, CASE, TUBE, DRUM OR CONT EX MOLD.....	NO 21	434,282
	ARGENTINA.....	20	100,000
	DOMINICAN REPUBLIC.....	1	334,282
8441900000	PTS OF MAC FR MAKE UP PAPER PULP, PAPER/PAPBRD, CUT.....	X	7,503
	UNITED KINGDOM OF GT BRITAIN.....		7,503
8442300000	MACH & EQUIP, NESOI, F MAKING PRINT BLOCKS, PLATES.....	NO 4	67,700
	ARUBA.....	1	50,000
	AUSTRALIAN ISLANDS.....	3	17,700
8442508000	PRINTING TYPE, PLATES, CYLINDERS, ETC, NESOI.....	X	5,643
	DOMINICAN REPUBLIC.....		5,643
8443300000	FLEXOGRAPHIC PRINTING MACHINERY.....	NO 4	8,847
	UNITED KINGDOM OF GT BRITAIN.....	4	8,847
8443595000	PRINTING MACHINERY, NESOI.....	X	117,622
	BRITISH VIRGIN ISLANDS.....		4,675
	DOMINICAN REPUBLIC.....		112,947
8443901000	PARTS OF TEXTILE PRINTING MACHINERY.....	X	18,044
	SPAIN.....		3,539
	TRINIDAD & TOBAGO.....		15,505
8443905000	PARTS OF PRINTING MACH AND MACH FOR ANCILLARY USE.....	X	405,012
	AUSTRALIAN ISLANDS.....		14,203
	CHILE.....		2,610

TABLE 5 - EXPORTS OF MERCHANDISE FROM PUERTO RICO TO FOREIGN COUNTRIES,
BY COMMODITY AND COUNTRY OF DESTINATION: FISCAL YEAR 1999

COMM-CODE	COMMODITY AND UNIT OF QUANTITY	QUANTITY	VALUE-\$
	DOMINICA.....		13,160
	DOMINICAN REPUBLIC.....		81,235
	GUATEMALA.....		23,832
	ISRAEL.....		56,553
	MEXICO.....		19,161
	PORTUGAL.....		46,472
	SPAIN.....		112,598
	UNITED KINGDOM OF GT BRITAIN.....		35,088
8447900000	KNIT MCH,NESOI, & TUFT MCH;MCH F MAKE LACE,NET,ETC NO	39	147,000
	DOMINICAN REPUBLIC.....	35	87,000
	ITALY.....	4	60,000
8449000000	MACH F MANUF OR FINISH NONWOVENS;HAT BLOCKS; PARTS X		4,384
	IRELAND.....		4,384
8450110090	WASH MACH,EXC COIN OPERATE, AUTO,CAP NOT EXC 10 KG NO	75	23,163
	ANGUILLA.....	67	20,481
	BRITISH VIRGIN ISLANDS.....	8	2,682
8450200090	WASH MACH,CAP EXC 10KG, HOUSEHOLD,LANDRY-TYP,NESOI NO	5	30,800
	COLOMBIA.....	5	30,800
8451300000	IRONING MACH AND PRESSES (INCLUD FUSING PRESSES) NO	2	2,864
	DOMINICAN REPUBLIC.....	2	2,864
8451400000	WASHING, BLEACHING OR DYEING MACHINES NO	2	3,500
	NETHERLAND ANTIL EXC ARUBA.....	2	3,500
8451800000	MACHINERY OF HEADING 8451, NESOI NO	4,673	749,360
	ITALY.....	4,673	749,360
8452100000	SEWING MACHINES OF THE HOUSEHOLD TYPE NO	2,702	671,322
	ARUBA.....	67	8,651
	DOMINICAN REPUBLIC.....	626	316,948
	GRENADA.....	120	18,204
	GUADELOUPE.....	15	3,825
	GUYANA.....	34	12,650
	HAITI.....	250	65,107
	NETHERLAND ANTIL EXC ARUBA.....	122	15,580
	PHILIPPINES.....	15	3,470
	ST. LUCIA.....	115	39,240
	ST.CHRISTOPHER-NEVIS.....	21	4,148
	ST.VINCENT & THE GRENADINES.....	141	23,015
	TRINIDAD & TOBAGO.....	1,176	180,484
8452210000	SEW MACH, EXC HOUSEHOLD TYPE, AUTOMATIC UNITS NO	390	886,841
	DOMINICAN REPUBLIC.....	390	886,841
8452290000	SEWING MACH, EXCEPT HOUSEHOLD TYPE, NESOI NO	1,250	589,329
	DOMINICAN REPUBLIC.....	1,153	484,929
	ITALY.....	97	94,400
8452300000	SEWING MACHINE NEEDLES THS	139	10,350
	DOMINICAN REPUBLIC.....	139	10,350
8452400000	FURNITURE, BASES & COVERS FOR SEWING MACH & PARTS X		181,165
	DOMINICAN REPUBLIC.....		92,080
	HAITI.....		31,602
	MEXICO.....		11,000
	NETHERLAND ANTIL EXC ARUBA.....		3,997
	ST. LUCIA.....		15,100
	ST.VINCENT & THE GRENADINES.....		5,218
	TRINIDAD & TOBAGO.....		22,188
8452900090	PARTS OF SEWING MACHINES, NESOI X		312,647
	DOMINICAN REPUBLIC.....		312,647
8453200000	MACHINERY FOR MAKING OR REPAIRING FOOTWEAR NO	527	1,205,117
	DOMINICAN REPUBLIC.....	527	1,205,117
8453800000	MACH FOR MAKE,REPAIR ART OF HIDE,SKIN,LEATHER,NESOI NO	16	93,400
	DOMINICAN REPUBLIC.....	16	93,400
8453900000	PARTS OF MACH F PREP OR MAKE ART OF HIDES,LEATHER X		1,038,388
	DOMINICA.....		3,852
	DOMINICAN REPUBLIC.....		1,034,534
8455900000	PARTS FOR METAL ROLLING MILLS EXC ROLLS FOR ROL MI KG	2,272	20,878
	DOMINICAN REPUBLIC.....	2,272	20,878
8456200000	ULTRASONIC MACHINE TOOLS FOR REMOVING MATL NO	3	805,000
	DOMINICAN REPUBLIC.....	3	805,000
8456910000	MACH TOOLS FR DRY ETCHING PATTERNS ON SEMICOND MAT NO	19	2,524,390
	CHINA (TAIWAN).....	19	2,524,390
8456983005	MACHINE TOOLS,N/C,METAL-WORKING,ELC-CHEM. PROCESS NO	1	22,322
	JAPAN.....	1	22,322
8456995000	MACHINE TOOLS, NESOI, O/T METAL, BEAM,ETC.,PROCESS NO	3	56,718
	JAPAN.....	3	56,718

TABLE 5 - EXPORTS OF MERCHANDISE FROM PUERTO RICO TO FOREIGN COUNTRIES,
BY COMMODITY AND COUNTRY OF DESTINATION: FISCAL YEAR 1999

COMM-CODE	COMMODITY AND UNIT OF QUANTITY	QUANTITY	VALUE-\$
8457100045	MACHING CENTERS, WITHOUT AUTOMATIC TOOL CHANGERS	2	666,488
	FRANCE.....	2	666,488
8459310005	COMB BORING-MILLING MACH, METAL REMOV, N/C, USED	1	5,000
	DOMINICAN REPUBLIC.....	1	5,000
8461500020	SAW OR CUT-OFF MACH, MTL REMOV, UNDER \$3025, NEW	2	2,999
	BRITISH VIRGIN ISLANDS.....	2	2,999
8463100060	DRAW-BENCHES, METAL FORMING, UNDER \$3025, NEW	10	2,550
	BRITISH VIRGIN ISLANDS.....	10	2,550
8463300060	MACH FOR WORKING WIRE, MTL FORMING, UN \$3025, NEW	2	3,600
	ITALY.....	2	3,600
8463300080	MACH FOR WORKING WIRE, MTL FORMING, \$3,025 OV, NEW	4	78,283
	GERMANY.....	4	78,283
8464909090	MACH TOOLS FOR WRKNG STONE OR LIKE MINRL MATRL, NES	67	242,230
	DOMINICAN REPUBLIC.....	1	20,881
	GERMANY.....	1	10,000
	ITALY.....	1	20,400
	MEXICO.....	64	190,949
8465100005	WOODWORKING TENONERS, USED OR REBUILT	1	7,500
	DOMINICAN REPUBLIC.....	1	7,500
8465100045	WDWRKNG MAC, DFFRNT OPER, NO TL CHNGE, EXCPT TEN., NEW	27	883,110
	BRAZIL.....	7	303,110
	IRELAND.....	19	500,000
	ITALY.....	1	80,000
8465100050	MAC WRK CORK, BONE, ETC, MACHIN OPERATION NO TOOL CHG	8	15,450
	COLOMBIA.....	8	15,450
8465930012	GRIND, SAND OR POLISHING MACH, WDWRKNG, NESOI, U/R	227	17,000
	UNITED KINGDOM OF GT BRITAIN.....	227	17,000
8465998070	WOODWORKING MACHINE TOOLS, NESOI	11	7,315
	DOMINICAN REPUBLIC.....	11	7,315
8466208030	WORK HOLDERS FOR MTLWRKNG MACH, EXC JIGS/FIXTURES	X	74,731
	DOMINICAN REPUBLIC.....		74,731
8466208060	WORK HOLDERS FOR MACHINE TOOLS, NESOI	X	11,000
	DOMINICAN REPUBLIC.....		11,000
8466308050	SPEC ATTACH, NESOI, FOR MACH TOOLS	X	8,100
	TRINIDAD & TOBAGO.....		8,100
8466910000	PARTS FOR MACHINES OF HEADING 8464	X	2,829
	UNITED KINGDOM OF GT BRITAIN.....		2,929
8466920080	OTHER PARTS FOR MACHINES OF HEADING 8465	X	64,200
	BARBADOS.....		5,026
	DOMINICAN REPUBLIC.....		27,291
	UNITED KINGDOM OF GT BRITAIN.....		31,883
8466933050	PART/ACCES OF METLWKNG MACH TOOLS FOR CUTTING GEAR	KG 1,285	43,187
	DOMINICAN REPUBLIC.....	1,273	39,251
	GERMANY.....	12	3,936
8466939000	PARTS F MACH OF HEADING 8456 TO 8461, EXC GEAR CUT	KG 8,834	256,201
	BULGARIA.....	6,061	10,000
	FRANCE.....	27	137,990
	ISRAEL.....	42	25,800
	ITALY.....	2,667	18,466
	JAPAN.....	16	25,432
	THAILAND.....	21	38,579
8466940000	PARTS FOR MACHINES OF HEADING 8462 OR 8463	X	20,240
	DOMINICAN REPUBLIC.....		15,040
	IRELAND.....		5,200
8468201000	GAS-OPERATE MCH F SOLDERG, BRAZNG, WELDG, HAND-DIR	NO 42	15,400
	BRITISH VIRGIN ISLANDS.....	1	9,000
	NETHERLAND ANTIL. EXC ARUBA.....	41	6,400
8468905000	MACH F SOLDER, ETC O/T GAS & HDG 8515, NOT HAND-DIR	NO 1	75,000
	ITALY.....	1	75,000
8468901000	PARTS OF HAND-DIRECTED MCH F SOLDERING, WELDING ETC	X	6,000
	TRINIDAD & TOBAGO.....		6,000
8468906000	PARTS OF MCH F SOLDERING, WELDING, NESOI	X	1,440,938
	ANTIGUA.....		661,500
	BAHAMAS.....		6,500
	BRITISH VIRGIN ISLANDS.....		114,000
	DOMINICAN REPUBLIC.....		15,993
	MEXICO.....		13,525
	NETHERLAND ANTIL. EXC ARUBA.....		185,000
	TRINIDAD & TOBAGO.....		11,540
	UNITED KINGDOM OF GT BRITAIN.....		432,878
8469200020	ELEC TYPEWRITERS, NESOI, WEIGHING 12 KG OR LESS	NO 25	42,637

TABLE 5 - EXPORTS OF MERCHANDISE FROM PUERTO RICO TO FOREIGN COUNTRIES,
BY COMMODITY AND COUNTRY OF DESTINATION: FISCAL YEAR 1999

COMM-CODE	COMMODITY AND UNIT OF QUANTITY	QUANTITY	VALUE-\$
	COLOMBIA.....	2	19,000
	EL SALVADOR.....	9	4,437
	INDONESIA.....	1	3,000
	MEXICO.....	10	5,000
	PANAMA.....	3	11,200
8469300020	NONELEC TYPEWRITERS, WEIGHING 12 KG OR LESS NO	25	17,496
	COSTA RICA.....	1	2,840
	DOMINICAN REPUBLIC.....	23	11,916
	FRANCE.....	1	2,740
8470100000	ELEC CALCULATORS, OPERATE W/O EXTERNAL POWER SOURCE NO	1	6,412
	UNITED KINGDOM OF GT BRITAIN.....	1	6,412
8470400000	ACCOUNTING MACHINES NO	7	32,789
	BAHAMAS.....	1	3,689
	CAYMAN ISLANDS.....	4	18,700
	ST. VINCENT & THE GRENADINES.....	2	10,400
8470500020	POINT-OF-SALE TERMINAL TYPE CASH REGISTERS NO	40	12,000
	BRITISH VIRGIN ISLANDS.....	40	12,000
8470500060	CASH REGISTERS, EXCEPT POINT-OF-SALE TERMINALS NO	3	14,050
	DOMINICAN REPUBLIC.....	1	10,995
	HONDURAS.....	2	3,055
8471100000	ANALOG OR HYBRID ADP MACHINES NO	89	149,900
	BRITISH VIRGIN ISLANDS.....	16	11,326
	COLOMBIA.....	40	16,000
	DOMINICAN REPUBLIC.....	21	43,373
	GERMANY.....	3	42,543
	NETHERLAND ANTIL. EXC ARUBA.....	1	7,692
	PANAMA.....	6	16,000
	REPUBLIC OF KOREA.....	1	2,739
	UNITED KINGDOM OF GT BRITAIN.....	2	10,227
8471300000	PORT DIGTL AUTOMATIC DATA PROCESS MACH NOT > 10 KG NO	412	2,321,751
	CAYMAN ISLANDS.....	2	11,700
	CHINA (TAIWAN).....	2	81,900
	COSTA RICA.....	18	18,000
	DOMINICAN REPUBLIC.....	44	72,555
	GERMANY.....	3	1,073,950
	HONG KONG.....	103	154,700
	IRELAND.....	37	13,352
	JAPAN.....	47	122,293
	MEXICO.....	9	16,904
	NETHERLAND ANTIL. EXC ARUBA.....	2	8,425
	NETHERLANDS.....	19	382,149
	SINGAPORE.....	125	318,367
	VENEZUELA.....	1	47,456
8471410035	DIGITAL ADP MCH W CPU & INPUT/OUTPUT UNT, COLOR CRT NO	69	78,438
	ARUBA.....	1	3,300
	BRITISH VIRGIN ISLANDS.....	4	8,000
	DOMINICAN REPUBLIC.....	63	63,938
	NETHERLAND ANTIL. EXC ARUBA.....	1	3,200
8471410065	DIGITAL ADP MCH W CPU & INPUT/OUTPUT, CRT EXC COLOR NO	10	328,420
	JAPAN.....	10	328,420
8471410085	DIGITAL ADP MCH W CPU & INPUT/OUTPUT UNT, W/O CRT NO	195	335,045
	BRAZIL.....	70	76,020
	DOMINICAN REPUBLIC.....	43	96,028
	ISRAEL.....	47	51,000
	NETHERLANDS.....	1	9,997
	PANAMA.....	34	102,000
8471491035	DGTL PROC UNT FRM OF SYST W/STOR, IN&OUTPUT COL CRT NO	5	21,600
	BRITISH VIRGIN ISLANDS.....	3	8,600
	COLOMBIA.....	2	13,000
8471491095	DGTL PROC UNT W SYST STORG, INPUT, OUTPT UNT, W/O CRT NO	1,293	15,147,296
	ARUBA.....	1	4,040
	CANADA.....	1	3,978
	DOMINICAN REPUBLIC.....	26	71,473
	FRANCE.....	96	1,242,849
	GERMANY.....	345	8,535,928
	IRELAND.....	86	114,341
	JAPAN.....	74	837,046
	MEXICO.....	97	106,695
	NETHERLAND ANTIL. EXC ARUBA.....	4	33,498
	NETHERLANDS.....	115	1,923,760
	SINGAPORE.....	230	1,772,786

TABLE 5 - EXPORTS OF MERCHANDISE FROM PUERTO RICO TO FOREIGN COUNTRIES,
BY COMMODITY AND COUNTRY OF DESTINATION: FISCAL YEAR 1999

COMM-CODE	COMMODITY AND UNIT OF QUANTITY	QUANTITY	VALUE-\$
	SPAIN.....	1	3,217
	TRINIDAD & TOBAGO.....	5	4,479
	UNITED KINGDOM OF GT BRITAIN.....	212	493,204
8471492600	DISP UNIT,W/CLR CRT,EXPORTED W/REST OF THE SYSTEM NO	15	3,093
	MEXICO.....	15	3,093
8471492900	DISP UNIT,NESOI,EXPORTED WITH REST OF ADP SYSTEM NO	11	34,981
	ITALY.....	11	34,981
8471493200	LASER TYPE PRINT UNITS,PROD <20 PAGES,ENT AS SYSTM NO	5	10,500
	DOMINICAN REPUBLIC.....	5	10,500
8471493400	INK JET TYPE PRINTER UNITS, ENT WITH RST OF SYSTEM NO	23	11,000
	DOMINICAN REPUBLIC.....	23	11,000
8471493790	OTHER PRINTER UNITS, ENTERED AS PART OF A SYSTEM NO	419	114,673
	DOMINICAN REPUBLIC.....	2	9,495
	GERMANY.....	367	81,390
	JAPAN.....	16	7,099
	SWEDEN.....	34	16,689
8471494200	OPTICAL SCANNERS & MAGNETIC INK REC DEV,PT OF SYST NO	15	9,688
	ISRAEL.....	15	9,688
8471494895	INPUT OR INPUT/OUTPUT UNITS, NESOI,AS PT OF SYSTEM NO	25	8,337
	UNITED KINGDOM OF GT BRITAIN.....	25	8,337
8471495040	HARD MAGNETIC DISK DRIVE UNITS, ENT AS PT OF SYSTM NO	101	96,329
	UNITED KINGDOM OF GT BRITAIN.....	101	96,329
8471495060	MAGNETIC DISK DRIVE UNITS, NESOI, ENT AS PT OF SYS NO	2	3,156
	ARUBA.....	2	3,156
8471497000	POWER SUPPLIES, ENTERED AS PART OF A SYSTEM NO	56	47,846
	IRELAND.....	56	47,846
8471500085	DIGITAL PROCESSING UNITS, NESOI NO	1,375	2,172,626
	BARBADOS.....	6	14,281
	COLOMBIA.....	66	65,072
	DENMARK.....	57	14,771
	DOMINICAN REPUBLIC.....	1	15,658
	FINLAND.....	807	715,020
	GERMANY.....	3	2,891
	ITALY.....	15	13,350
	JAPAN.....	111	73,663
	MEXICO.....	22	65,776
	NETHERLANDS.....	146	171,348
	PORTUGAL.....	82	645,028
	SWEDEN.....	32	347,401
	UNITED KINGDOM OF GT BRITAIN.....	22	20,369
	VENEZUELA.....	5	7,798
8471601035	COMBINED INPUT/OUTPUT UNITS, W/COLOR CRT, NESOI NO	11	13,188
	BRITISH VIRGIN ISLANDS.....	11	13,188
8471603000	DISPLAY UNITS W/OUT CAT RAY TUBE, N>30.5CM, NESOI NO	1	4,200
	TRINIDAD & TOBAGO.....	1	4,200
8471605300	LIGHT BAR ELECT PRINT UNITS,INCORP TRANSPRT,PRT MEC NO	1	8,814
	DOMINICAN REPUBLIC.....	1	8,814
8471605760	DOT MATRIX PRINTER UNITS, INC TRANSPORT & PRINT MEC NO	8	19,169
	TRINIDAD & TOBAGO.....	8	19,169
8471606500	THERMAL TRANSFER TYPE PRINTER UNITS, NESOI NO	2	6,426
	MEXICO.....	2	6,426
8471607040	OUTPUT DEVICES, FOR PHYSICAL INCORP IN ADP MACH OT NO	269	77,653
	COLOMBIA.....	269	77,653
8471607080	INPUT OR INPUT/OUTPUT UNITS, INC IN ADP MACH/OTHER NO	1,534	32,094
	COLOMBIA.....	1,534	32,094
8471609070	OUTPUT DEVICES, NESOI NO	1	4,374
	DOMINICAN REPUBLIC.....	1	4,374
8471702000	MAGNETIC DISK DRIVE UNITS>21 CM(8.3 IN) IN DIAMETR NO	1	111,154
	AUSTRALIAN ISLANDS.....	1	111,154
8471704065	HARD MAGNETIC DISK DR UNT,NO CABNT/POWER SUP,NESOI NO	381	389,882
	COLOMBIA.....	135	93,001
	DENMARK.....	1	15,065
	FRANCE.....	2	29,988
	ITALY.....	9	142,388
	NETHERLANDS.....	14	9,086
	TRINIDAD & TOBAGO.....	20	33,158
	UNITED KINGDOM OF GT BRITAIN.....	5	3,085
	VENEZUELA.....	195	64,131
8471705065	HARD MAGNETIC DISK DRIVE UNITS, NESOI NO	125	22,672,920
	BELGIUM.....	1	188,507
	CROATIA.....	1	160,684

TABLE 5 - EXPORTS OF MERCHANDISE FROM PUERTO RICO TO FOREIGN COUNTRIES,
BY COMMODITY AND COUNTRY OF DESTINATION: FISCAL YEAR 1999

COMM-CODE	COMMODITY AND UNIT OF QUANTITY	QUANTITY	VALUE-\$
	DENMARK.....	12	2,522,623
	FRANCE.....	25	4,713,654
	GERMANY.....	31	6,269,437
	GREECE.....	3	436,662
	ITALY.....	21	3,061,143
	NETHERLANDS.....	7	1,284,403
	SPAIN.....	4	524,767
	SWEDEN.....	1	39,795
	SWITZERLAND.....	1	210,096
	TURKEY.....	2	407,466
	UNITED KINGDOM OF GT BRITAIN.....	16	2,853,661
8471705095	MAGNETIC DISK DRIVE UNITS, NESOI NO	40	112,800
	JAPAN.....	40	112,800
8471706000	STORGE UNT, EXC MAGNET DSK DR UNT,NO CABINET,NESOI NO	115	1,699,998
	AUSTRALIAN ISLANDS.....	1	11,030
	BARBADOS.....	1	2,660
	CHILE.....	1	38,498
	COLOMBIA.....	26	18,914
	GERMANY.....	62	1,564,782
	SINGAPORE.....	1	28,137
	TRINIDAD & TOBAGO.....	4	9,501
	VENEZUELA.....	19	26,466
8471709000	STORAGE UNT, EXCLUD MAGNETIC DISK DR UNITS, NESOI NO	1,028	13,691,224
	AUSTRALIAN ISLANDS.....	38	470,227
	AUSTRIA.....	12	192,283
	BAHRAIN.....	1	14,963
	BELGIUM.....	2	56,225
	CHINA (TAIWAN).....	1	96,562
	DENMARK.....	22	211,142
	FINLAND.....	11	196,367
	FRANCE.....	112	1,141,379
	GERMANY.....	187	3,115,020
	HONG KONG.....	3	58,525
	ISRAEL.....	1	32,424
	ITALY.....	14	214,562
	JAPAN.....	1	41,500
	MEXICO.....	56	313,205
	NETHERLANDS.....	308	2,417,265
	NORWAY.....	8	82,517
	PERU.....	2	89,662
	POLAND.....	1	159,587
	PORTUGAL.....	22	561,724
	REP. OF SOUTH AFRICA.....	40	1,591,763
	RUSSIA.....	1	29,350
	SAUDI ARABIA.....	10	192,640
	SPAIN.....	37	238,439
	SWEDEN.....	58	760,230
	SWITZERLAND.....	78	855,271
	TURKEY.....	4	96,066
	UNITED KINGDOM OF GT BRITAIN.....	19	437,218
	VENEZUELA.....	3	25,108
8471801000	CONTROL OR ADAPTOR UNITS OF ADP MACH, NESOI NO	666,991	68,311,916
	ARGENTINA.....	70	288,488
	AUSTRALIAN ISLANDS.....	5,562	825,201
	BELGIUM.....	1,660	484,812
	BRAZIL.....	178	10,422
	BYELARUS.....	304	405,451
	CHINA (TAIWAN).....	8,080	296,880
	CHINA,PEOPLE'S REP. (MAINLAND).....	446	107,380
	CZECH REPUBLIC.....	2	7,315
	DENMARK.....	2,783	977,874
	ESTONIA.....	160	5,920
	FINLAND.....	13,723	962,534
	FRANCE.....	112,927	5,753,430
	GERMANY.....	75,465	8,714,446
	GREECE.....	1,102	241,751
	HONG KONG.....	18,948	2,205,841
	HUNGARY.....	28	109,518
	ICELAND.....	14	19,569
	INDIA.....	5	15,600
	IRELAND.....	3,307	544,923

TABLE 5 - EXPORTS OF MERCHANDISE FROM PUERTO RICO TO FOREIGN COUNTRIES,
BY COMMODITY AND COUNTRY OF DESTINATION: FISCAL YEAR 1999

COMM-CODE	COMMODITY AND UNIT OF QUANTITY	QUANTITY	VALUE-\$
	ISRAEL.....	2,368	609,140
	ITALY.....	5,795	1,621,148
	JAPAN.....	2,282	120,312
	KAZAKHSTAN.....	105	77,074
	LATVIA.....	222	127,888
	MALAYSIA.....	1,161	55,820
	MEXICO.....	6,031	291,766
	NETHERLANDS.....	59,128	7,456,047
	NORWAY.....	290	79,729
	POLAND.....	594	213,477
	REP. OF SOUTH AFRICA.....	8,042	776,318
	REPUBLIC OF KOREA.....	1,401	957,371
	RUSSIA.....	2,399	286,024
	SINGAPORE.....	20,645	1,333,757
	SLOVENIA.....	56	25,183
	SPAIN.....	4,382	1,670,834
	SWEDEN.....	2,663	905,573
	SWITZERLAND.....	2,369	543,021
	THAILAND.....	22	37,925
	TRINIDAD & TOBAGO.....	410	62,722
	TURKEY.....	813	212,469
	UKRAINE.....	152	127,139
	UNITED ARAB EMIRATES.....	928	450,361
	UNITED KINGDOM OF GT BRITAIN.....	299,947	28,264,874
	VENEZUELA.....	12	28,699
8471809000	AUTOMATIC DATA PROCESSING UNITS, NESOI NO	10	44,416
	COSTA RICA.....	9	24,000
	PORTUGAL.....	1	20,416
8471900000	ADP MAC&UNTS THEREOF;MAG/OPT RDER,TRNSCRB,PROC DAT NO	480	868,056
	BARBADOS.....	2	3,536
	BRAZIL.....	6	3,727
	COLOMBIA.....	2	109,743
	FRANCE.....	3	54,249
	GERMANY.....	4	50,270
	HONG KONG.....	332	77,020
	MEXICO.....	56	31,193
	NETHERLAND ANTIL. EXC ARUBA.....	22	7,718
	SINGAPORE.....	10	205,686
	SPAIN.....	42	296,898
	SWEDEN.....	1	28,016
8472909050	OFFICE MACHINES, NESOI NO	81	36,786
	BRITISH VIRGIN ISLANDS.....	55	12,925
	NETHERLAND ANTIL. EXC ARUBA.....	8	3,861
	PERU.....	18	20,000
8473100095	PARTS & ACCESSORIES OF TYPEWRITERS X		2,575
	DOMINICAN REPUBLIC.....		2,575
8473300000	PARTS & ACCESSORIES FOR ADP MACHINES & UNITS X		280,634,180
	ARGENTINA.....		185,664
	AUSTRALIAN ISLANDS.....		1,875,567
	AUSTRIA.....		360,825
	BAHRAIN.....		38,258
	BARBADOS.....		22,683
	BELGIUM.....		198,615
	BERMUDA.....		19,330
	BRAZIL.....		161,188
	BRITISH VIRGIN ISLANDS.....		32,264
	BYELARUS.....		274,195
	CANADA.....		38,559
	CAYMAN ISLANDS.....		8,030
	CHILE.....		21,400
	CHINA (TAIWAN).....		109,720
	CHINA,PEOPLE'S REP. (MAINLAND).....		362,620
	COLOMBIA.....		33,021
	CZECH REPUBLIC.....		136,938
	DENMARK.....		3,349,397
	DOMINICA.....		25,284
	DOMINICAN REPUBLIC.....		43,548
	FINLAND.....		195,964
	FRANCE.....		25,388,458
	GERMANY.....		128,560,043
	GREECE.....		149,837

TABLE 5 - EXPORTS OF MERCHANDISE FROM PUERTO RICO TO FOREIGN COUNTRIES,
BY COMMODITY AND COUNTRY OF DESTINATION: FISCAL YEAR 1999

COMM-CODE	COMMODITY AND UNIT OF QUANTITY	QUANTITY	VALUE-\$
	GUADELOUPE.....		6,050
	HONDURAS.....		3,640
	HONG KONG.....		616,336
	HUNGARY.....		30,140
	INDIA.....		391,770
	IRELAND.....		8,429,877
	ISRAEL.....		320,826
	ITALY.....		2,947,218
	JAPAN.....		9,489,283
	KAZAKHSTAN.....		17,950
	LATVIA.....		83,885
	MALAYSIA.....		899,399
	MEXICO.....		376,387
	NETHERLAND ANTIL. EXC ARUBA.....		19,446
	NETHERLANDS.....		57,151,349
	NEW ZEALAND ISLANDS.....		45,450
	NORWAY.....		327,775
	POLAND.....		340,450
	PORTUGAL.....		9,722,102
	REP. OF SOUTH AFRICA.....		96,865
	REPUBLIC OF KOREA.....		31,510
	RUSSIA.....		194,640
	SAUDI ARABIA.....		42,280
	SINGAPORE.....		3,416,552
	SLOVENIA.....		26,940
	SPAIN.....		1,023,844
	ST. LUCIA.....		4,810
	ST.VINCENT & THE GRENADINES.....		3,250
	SWEDEN.....		4,638,759
	SWITZERLAND.....		2,826,614
	THAILAND.....		5,780
	TRINIDAD & TOBAGO.....		16,446
	TURKEY.....		82,965
	TURKS & CAICOS ISLANDS.....		24,815
	UKRAINE.....		83,350
	UNITED ARAB EMIRATES.....		81,990
	UNITED KINGDOM OF GT BRITAIN.....		13,601,797
	VENEZUELA.....		620,142
8473400000	PARTS AND ACCESSORIES OF OFFICE MACHINES, NESOI.....	X	1,591,583
	BARBADOS.....		6,632
	DENMARK.....		10,000
	DOMINICAN REPUBLIC.....		11,838
	FRANCE.....		13,978
	IRELAND.....		845,221
	JAPAN.....		368,612
	SINGAPORE.....		310,835
	TRINIDAD & TOBAGO.....		14,693
	VENEZUELA.....		9,774
8473500000	PTS SUITBLE FR USE W MAC OF 2MORE HEAD 8469-8472.....	X	3,524,411
	DENMARK.....		460,000
	FRANCE.....		1,226,694
	GERMANY.....		880,000
	ITALY.....		589,013
	SPAIN.....		368,704
8474100090	SORT, SCREEN, SEPARATE OR WASH MACH F MINERL, STATNRY.....	NO 1	5,000
	DOMINICAN REPUBLIC.....	1	5,000
8474310000	CONCRETE OR MORTAR MIXERS.....	NO 12	66,529
	BRITISH VIRGIN ISLANDS.....	11	63,529
	NETHERLAND ANTIL. EXC ARUBA.....	1	3,000
8474800010	MACH, NESOI, F CERAMIC PASTE, UNHARD CEMENTS, ETC.....	NO 3	9,400
	BRITISH VIRGIN ISLANDS.....	1	3,300
	GUADELOUPE.....	1	3,200
	ST. CHRISTOPHER-NEVIS.....	1	2,900
8474800090	MACH, NESOI, F AGGLOMRTNG, MOLDING, ETC MINERAL PROD.....	NO 8	3,040
	UNITED KINGDOM OF GT BRITAIN.....	8	3,040
8474900020	PARTS OF MACH FOR CRUSHING OR GRINDING MINERALS.....	X	90,200
	DOMINICAN REPUBLIC.....		90,200
8474900090	PARTS OF MCH, NESOI, F MINERAL PROD & FOUNDRY MOLDS.....	X	3,267
	DOMINICAN REPUBLIC.....		3,267
8476290000	AUTO BEVERAGE VENDING MACH WITHOUT HEAT OR REFRIG.....	NO 37	3,770
	PANAMA.....	37	3,770

TABLE 5 - EXPORTS OF MERCHANDISE FROM PUERTO RICO TO FOREIGN COUNTRIES,
BY COMMODITY AND COUNTRY OF DESTINATION: FISCAL YEAR 1989

COMM-CODE	COMMODITY AND UNIT OF QUANTITY	QUANTITY	VALUE-\$
8477108010	INJECT-MOLDING MACH F PROC RUBBER OR THERMOSET MTL	2	90,000
	DOMINICAN REPUBLIC.....	2	90,000
8477200005	EXTRUDERS,SINGLE SCREW,RUBBER,THERMOSETTING MTRLs.	4	123,000
	COSTA RICA.....	3	105,000
	DOMINICAN REPUBLIC.....	1	18,000
8477200060	EXTRUDERS FOR PROCESSING THERMOPLASTICS, NESOI	106	3,284,829
	GERMANY.....	43	1,700,397
	JAPAN.....	58	1,465,487
	NETHERLANDS.....	5	118,745
8477590000	MACH, NESOI, F MOLDG OR FORMG RUBBER OR PLASTICS	33	97,665
	BRITISH VIRGIN ISLANDS.....	7	57,283
	MONTERRAT.....	5	4,785
	ST.CHRISTOPHER-NEVIS.....	21	35,597
8477900010	PARTS OF INJECTION-MOLDING MACHINES	X	12,328
	DOMINICAN REPUBLIC.....		4,134
	MEXICO.....		8,192
8477900020	PARTS OF EXTRUDERS FOR RUBBER OR PLASTICS	X	30,725
	BARBADOS.....		7,080
	BRITISH VIRGIN ISLANDS.....		3,281
	GERMANY.....		12,000
	HONDURAS.....		4,500
	MEXICO.....		3,864
8477900030	PARTS OF BLOW-MOLDING MACHINES	X	65,550
	DOMINICAN REPUBLIC.....		15,000
	MEXICO.....		50,550
8477900090	PARTS, NESOI, OF MACH F WORKING RUBBER OR PLASTICS	X	93,371
	ANTIGUA.....		7,801
	BRITISH VIRGIN ISLANDS.....		30,449
	GUADELOUPE.....		5,601
	IRELAND.....		29,778
	MONTERRAT.....		5,081
	ST.CHRISTOPHER-NEVIS.....		14,881
8478900000	PARTS OF MACH,NESOI,FOR PREP OR MAKING UP TOBACCO	X	4,878
	HONDURAS.....		4,878
8479100080	MACHINERY, NESOI, FOR PUBLIC WRKS, BUILDING,ETC	1	85,000
	TRINIDAD & TOBAGO.....	1	85,000
8479810000	METAL TREATING MACH, INC ELECTRIC WIRE COIL-WINDER	133	333,812
	CAYMAN ISLANDS.....	1	2,734
	DOMINICAN REPUBLIC.....	132	331,078
8479820080	CRUSH,GRIND,SCREEN,SIFT,EMULSFYG,ETC MACH,NESOI	3	11,000
	GERMANY.....	3	11,000
8479898576	CHEMICAL VAPOR DEPOSITION APPARATUS	1	1,673,354
	CHINA (TAIWAN).....	1	1,673,354
8479898590	MACH NESOI FOR PROD & ASSEMBLY OF SEMICONDUCTORS	5	78,205
	DOMINICAN REPUBLIC.....	5	78,205
8479899798	MACHINES AND MECHANICAL APPLIANCES, NESOI	130	1,348,024
	ARGENTINA.....	23	60,000
	IRELAND.....	1	5,200
	JAMAICA.....	2	8,125
	JAPAN.....	1	881,100
	MEXICO.....	3	12,789
	PORTUGAL.....	91	270,000
	TRINIDAD & TOBAGO.....	5	11,316
	UNITED KINGDOM OF GT BRITAIN.....	4	99,494
8479909565	PARTS OF MACH/MECHANICAL APPL FOR TREAT MTL,NESOI	X	27,321
	CHINA (TAIWAN).....		14,961
	DOMINICAN REPUBLIC.....		12,360
8479909580	OTHER PARTS OF MACH & MECHANICAL APPLIANCES	X	17,039,553
	DOMINICAN REPUBLIC.....		32,230
	GERMANY.....		10,000
	HONG KONG.....		11,074
	IRELAND.....		5,200
	ITALY.....		171,035
	JAMAICA.....		8,637
	JAPAN.....		648,553
	MALAYSIA.....		106,586
	MEXICO.....		113,428
	NETHERLANDS.....		15,699,154
	NORWAY.....		138,496
	PHILIPPINES.....		67,600
	TRINIDAD & TOBAGO.....		22,560

TABLE 5 - EXPORTS OF MERCHANDISE FROM PUERTO RICO TO FOREIGN COUNTRIES,
BY COMMODITY AND COUNTRY OF DESTINATION: FISCAL YEAR 1999

COMM-CODE	COMMODITY AND UNIT OF QUANTITY	QUANTITY	VALUE-\$
	UNITED KINGDOM OF GT BRITAIN.....		5,000
8479909755	PARTS OF MACH FOR PUBLIC WORKS, BUILDING, ETC X		218,628
	NETHERLANDS.....		4,358
	UNITED KINGDOM OF GT BRITAIN.....		214,272
8479909780	PARTS OF MACH & MECHANICAL APPL, NESOI X		136,032
	FRANCE.....		4,364
	JAPAN.....		69,517
	PANAMA.....		8,368
	SWAZILAND.....		40,000
	UNITED KINGDOM OF GT BRITAIN.....		13,783
8480410000	MOLDS F METAL OR METAL CARBIDES,INJECT OR COMPRSSN NO 1		12,500
	COLOMBIA.....		12,500
8480490000	MOLDS, NESOI, FOR METAL OR METAL CARBIDES NO 4		238,559
	ARUBA.....		13,559
	JAPAN.....		225,000
8480500000	MOLDS FOR GLASS NO 3		10,000
	COLOMBIA.....		10,000
8480600000	MOLDS FOR MINERAL MATERIALS NO 7		30,000
	COSTA RICA.....		30,000
8480711000	INJECT OR COMPRSSN MOLDS F RUB OR PLASTICS, SHOE NO 1		5,000
	UNITED KINGDOM OF GT BRITAIN.....		5,000
8480718045	INJECTION TYPE MOLDS FOR RUBBER OR PLASTICS, NESOI NO 22		154,442
	DOMINICAN REPUBLIC.....		28,569
	FRANCE.....		107,334
	SPAIN.....		18,539
8480790000	MOLDS F RUBBER OR PLASTICS EXC INJECT OR COMPRESSN NO 6		80,750
	DOMINICAN REPUBLIC.....		5,750
	ITALY.....		75,000
8481100090	OTHER PRESSURE-REDUCING VALVES, NESOI NO 4		3,535
	HONG KONG.....		3,535
8481809015	OTHER TAPS, COCKS, VALVES, ETC. FOR PIPES, TANKS, NO 1		12,877
	HONG KONG.....		12,877
8481907000	PARTS OF HAND OPERATED AND CHECK APPLIANCES KG 221		18,551
	COLOMBIA.....		4,826
	UNITED KINGDOM OF GT BRITAIN.....		13,725
8481909010	PARTS OF VALVES F OLEOHYDRIC OR PNEUMATIC TRANSMN KG 1,041		78,609
	GERMANY.....		78,609
8481909090	PARTS OF TAPS,COCKS,VALVES, ETC, NESOI KG 4,141		1,428,794
	BELGIUM.....		444,160
	CHINA (TAIWAN).....		167,890
	DOMINICAN REPUBLIC.....		4,719
	HONG KONG.....		99,960
	MALAYSIA.....		22,300
	MEXICO.....		145,150
	NETHERLANDS.....		403,200
	NEW ZEALAND ISLANDS.....		26,901
	PAPUA NEW GUINEA.....		82,599
	SINGAPORE.....		12,000
	SWITZERLAND.....		7,000
	URUGUAY.....		12,915
8482105068	BALL BEARINGS, NESOI NO 1,777		7,100
	BRITISH VIRGIN ISLANDS.....		7,100
8482400000	NEEDLE ROLLER BEARINGS NO 3,080		5,575
	AFGHANISTAN.....		5,575
8483105000	TRANSMISSION SHAFTS AND CRANKS, NESOI KG 397		175,000
	FRANCE.....		175,000
8483306090	PLAIN SHAFT BEARINGS WITHOUT HOUSING, NESOI NO 2		18,409
	DOMINICAN REPUBLIC.....		18,409
8484200000	MECHANICAL SEALS NO 7,511		5,633
	ISRAEL.....		5,633
8484900000	SETS OR ASSORTMENTS OF GASKETS AND SIMILAR JOINTS NO 300		6,000
	SPAIN.....		6,000
8485900080	MACH PARTS W/O ELEC FEATURE NOT SPECIFIED IN CH 84 X		180,688
	DOMINICAN REPUBLIC.....		171,328
	ECUADOR.....		9,360
	ELECTRICAL MACHINERY AND EQUIPMENT AND PARTS THEREOF;SOUND RECORDERS AND REPRODUCERS,TELEVISION IMAGE AND SOUND RECORDERS AND REPRODUCERS, AND PARTS AND ACCESSORIES OF SUCH ARTICLES..... TOTAL		391,957,007

TABLE 5 - EXPORTS OF MERCHANDISE FROM PUERTO RICO TO FOREIGN COUNTRIES,
BY COMMODITY AND COUNTRY OF DESTINATION: FISCAL YEAR 1999

COMM-CODE	COMMODITY AND UNIT OF QUANTITY	QUANTITY	VALUE-\$
8501103000	ELECTRIC MOTORS, AC, < 18.65 W (1/40 HP) OUTPUT	NO	487
	BRAZIL.....	240	176,093
	COLOMBIA.....	67	110,000
	TRINIDAD & TOBAGO.....	180	18,293
8501104060	ELECTRIC MOTORS <18.65 W, DC, O/T BSHLS, NESOI	NO	346
	GERMANY.....	346	46,800
8501104080	ELECTRIC MOTORS UNDER 18.65 W, NESOI	NO	5,150
	CHINA, PEOPLE'S REP. (MAINLAND).....	5,051	361,892
	ST. CHRISTOPHER-NEVIS.....	99	348,442
8501106080	ELEC MOTORS 18.65-37.5W, NESOI	NO	805
	CHINA (TAIWAN).....	103	13,450
	DOMINICAN REPUBLIC.....	701	15,550
	SPAIN.....	1	16,297
8501203000	ELECTRIC MOTORS, AC/DC UNIVERSAL, >74.6 BUT < 746W	NO	1
	DOMINICAN REPUBLIC.....	1	4,588
8501206000	UNIVERSAL AC/DC ELEC MOTORS =>746W	NO	5
	GERMANY.....	5	16,900
8501318000	DC GENERATORS, NOT EXCEEDING 750 W	NO	7
	ANGUILLA.....	1	16,900
	GUADELOUPE.....	6	18,575
8501324000	ELECTRIC MOTORS, DC > 14.92 BUT =< 75 KW	NO	5
	DOMINICAN REPUBLIC.....	5	18,575
8501336000	DC GENERATORS > 75W BUT =< 375 KW	NO	5
	HAITI.....	5	42,500
8501346000	DC GENERATORS > 375 KW OUTPUT	NO	2
	DOMINICAN REPUBLIC.....	2	25,000
8501403040	ELECTRIC MOTORS, AC > 74.6 W BUT < 746 W SGL-PHS	NO	150
	DOMINICAN REPUBLIC.....	150	17,500
8501518040	AC MOTOR, MULTI-PHASE, <746W BUT =<750 W NESOI	NO	1
	NETHERLAND ANTIL. EXC ARUBA.....	1	9,000
8501524000	AC MOTORS MLT-PHS > 750W BUT =< 14.92 KW	NO	2
	GERMANY.....	2	9,000
8501610000	AC GENERATORS (ALTERNATORS) <=75 KVA OUTPUT	NO	31
	PANAMA.....	18	325,000
	UNITED KINGDOM OF GT BRITAIN.....	13	325,000
8501630000	AC GENERATORS (ALTERNATOR) > 375 KVA BUT =< 750KVA	NO	18
	DOMINICAN REPUBLIC.....	18	43,359
8502110000	GENERATING SETS, ELC, DIESEL, =< 75KVA OUTPUT	NO	27
	BRITISH VIRGIN ISLANDS.....	1	43,359
	DOMINICAN REPUBLIC.....	25	21,790
	NETHERLAND ANTIL. EXC ARUBA.....	1	21,790
8502120000	GENERATING SETS, ELC, DIESEL, > 75KVA BUT =<375KVA	NO	1
	DOMINICAN REPUBLIC.....	1	11,888
8502200040	GENERATING SETS < 5 KVA, SPARK IGNITION IC ENGS	NO	1
	TRINIDAD & TOBAGO.....	1	11,888
8503005000	PARTS OF MOTORS OTHER THAN COMMUTATORS	X	2
	DOMINICAN REPUBLIC.....		11,773
	ISRAEL.....		145,000
8503006040	PARTS OF GENERATORS O/T COMMUTATORS	X	18
	DOMINICAN REPUBLIC.....		60,000
	FRANCE.....		85,000
	GERMANY.....		55,038
	PANAMA.....		55,038
	UNITED KINGDOM OF GT BRITAIN.....		109,102
8503006060	OTHER PARTS FOR MACHINES IN 8501 AND 8502	X	1
	ARGENTINA.....		5,000
	ARUBA.....		85,102
	BRITISH VIRGIN ISLANDS.....		19,000
	IRELAND.....		19,768
	REPUBLIC OF KOREA.....		19,768
	SINGAPORE.....		10,995
	UNITED KINGDOM OF GT BRITAIN.....		10,995
8504210020	LIQUID DIELECTRIC TRANSFORMER =< 50 KVA	NO	1
	BRITISH VIRGIN ISLANDS.....		13,700
8504312000	TRANSFORMERS, NESOI, UNRATED	NO	10,500
	IRELAND.....		4,499
8504314035	TRANSFORMERS, NESOI, LESS THAN 40 VA	NO	27,197
	HONG KONG.....		53,392
	MEXICO.....		23,562
	SINGAPORE.....		24,990
			4,840

TABLE 5 - EXPORTS OF MERCHANDISE FROM PUERTO RICO TO FOREIGN COUNTRIES,
BY COMMODITY AND COUNTRY OF DESTINATION: FISCAL YEAR 1999

COMM-CODE	COMMODITY AND UNIT OF QUANTITY	QUANTITY	VALUE-\$
8504330020	TRANSFORMERS, NESOI, > 16 KVA BUT =< 50 KVA	NO	21
	FRANCE.....	21	10,805
8504330040	TRANSFORMERS, NESOI, > 50 KVA BUT =< 500 KVA	NO	225
	DOMINICAN REPUBLIC.....	225	46,460
8504406001	POWER SUPPLIES FOR PHYS INCORP INTO ADP, < = 50W	NO	1,219
	JAPAN.....	1,150	8,396
	NORWAY.....	69	8,865
8504406007	POWER SUPPLIES FOR PHYS INCORP INTO ADP, 50W - 150W	NO	12,135
	COSTA RICA.....	1,789	577,520
	FINLAND.....	155	41,021
	GERMANY.....	3,863	5,720
	IRELAND.....	2	119,286
	ITALY.....	200	16,250
	NETHERLANDS.....	260	3,734
	SINGAPORE.....	2,531	11,600
	SWEDEN.....	1,252	138,224
	SWITZERLAND.....	702	127,313
	UNITED KINGDOM OF GT BRITAIN.....	1,368	25,070
	VENEZUELA.....	13	86,063
8504406018	POWER SUPPLIES FR PHYS INCORP INTO ADP, EXCEED 500W	NO	329
	GERMANY.....	2	3,239
	IRELAND.....	42	262,908
	NETHERLANDS.....	7	2,856
	UNITED KINGDOM OF GT BRITAIN.....	278	229,369
8504407012	POWER SUPPLIES FOR ADP, NESOI, 150W - 500W	NO	20
	IRELAND.....	20	13,688
8504408500	STATIC CONVRTRS, NESOI, TELECOMMUNICATION APPARATUS	NO	100
	DOMINICAN REPUBLIC.....	100	141,024
8504409540	RECTIFIERS & RECTIFNG APPARATUS, POWER SUPPLY > 500W	NO	15,414
	CANADA.....	15,412	577,000
	VENEZUELA.....	2	569,818
8504409550	RECTIFIERS & RECTIFYING APPARATUS, NESOI	X	77,511
	JAPAN.....		77,511
8504409580	STATIC CONVERTERS, NESOI	X	61,265
	CHINA (TAIWAN).....		51,000
	IRELAND.....		10,265
8504500000	INDUCTORS, NESOI	NO	29,042
	DOMINICAN REPUBLIC.....	10,000	22,941
	SINGAPORE.....	19,042	3,900
8504900020	PARTS FOR TRANSFORMERS	X	19,041
	DOMINICAN REPUBLIC.....		316,393
	GERMANY.....		284,080
	IRELAND.....		10,730
8504900080	PARTS, NESOI, FOR ELECTRICAL INDUCTORS	X	21,583
	COSTA RICA.....		34,050
	IRELAND.....		23,948
8505908000	ELECTROMAGNETIC ARTICLES, NESOI, AND PARTS, NESOI	X	10,102
	DOMINICAN REPUBLIC.....		250,878
			250,876
8506100000	PRIMARY CELLS AND BATTERIES, MANGANESE DIOXIDE	NO	11,933,540
	ANTIGUA.....	738,150	4,640,588
	ARUBA.....	131,043	136,031
	BARBADOS.....	1,077,037	98,343
	BELIZE.....	1,703,724	417,801
	BRITISH VIRGIN ISLANDS.....	86,668	384,234
	CAYMAN ISLANDS.....	22,064	184,084
	DOMINICA.....	484,198	35,112
	DOMINICAN REPUBLIC.....	564,127	151,811
	EL SALVADOR.....	48	390,708
	GRENADA.....	361,272	16,500
	GUYANA.....	298,458	96,664
	JAMAICA.....	964,040	61,484
	MONTserrat.....	63,510	496,652
	NETHERLAND ANTIL. EXC ARUBA.....	1,337,129	17,321
	ST. LUCIA.....	1,256,105	406,020
	ST. CHRISTOPHER-NEVIS.....	261,419	336,997
	ST. VINCENT & THE GRENADINES.....	503,785	143,167
	TRINIDAD & TOBAGO.....	2,070,763	137,136
8506800000	PRIMARY CELLS AND BATTERIES, NESOI	NO	404,347
	ANGUILLA.....	112	1,130,524
	BARBADOS.....	394,156	345,888
	BRITISH VIRGIN ISLANDS.....	45	3,298
			90,486
			5,085

TABLE 5 - EXPORTS OF MERCHANDISE FROM PUERTO RICO TO FOREIGN COUNTRIES,
BY COMMODITY AND COUNTRY OF DESTINATION: FISCAL YEAR 1999

COMM-CODE	COMMODITY AND UNIT OF QUANTITY	QUANTITY	VALUE-\$
	DOMINICAN REPUBLIC.....	10,032	243,608
	ST.CHRISTOPHER-NEVIS.....	2	3,411
8506900000	PRIMARY BATTERY AND CELL PARTS.....X		22,400
	ARUBA.....		22,400
8507100090	LEAD-ACID BATTERIES, NEW, OTHER THAN 12 VOLT.....NO	1,223	44,463
	ANGUILLA.....	66	3,937
	BRITISH VIRGIN ISLANDS.....	127	8,349
	DOMINICAN REPUBLIC.....	815	24,420
	GUADELOUPE.....	45	2,683
	NETHERLAND ANTIL. EXC ARUBA.....	170	5,074
8507200040	LEAD ACID STORAGE BATTERIES, NESOI, NEW, 12 VOLTS.....NO	1	4,400
	DOMINICAN REPUBLIC.....	1	4,400
8507800000	OTHER STORAGE BATTERIES.....NO	1,396	69,806
	CANADA.....	624	6,322
	DOMINICAN REPUBLIC.....	21	27,958
	NETHERLAND ANTIL. EXC ARUBA.....	751	35,326
8508800030	GRNDRS, SNDRS, & PLSHRS OTH THN ANGLE, ORBTL, STRG-LIN.....NO	117	261,245
	DOMINICAN REPUBLIC.....	117	261,245
8508800040	ELECTRIC HAND SCREWDRIVERS, NUT-RUNNERS, IMPACT WR.....NO	3,782	233,553
	DOMINICAN REPUBLIC.....	3,782	233,553
8508800055	ELECTRIC HAND ROUTERS.....NO	185	6,446
	COSTA RICA.....	185	6,446
8508800095	ELECTROMECHANICAL HAND TOOLS, NESOI.....NO	191	43,417
	CANADA.....	190	37,186
	NETHERLAND ANTIL. EXC ARUBA.....	1	6,231
8509100040	ELECTRIC VACUUM CLEANERS, NESOI.....NO	442	104,744
	DOMINICAN REPUBLIC.....	190	81,400
	ST.CHRISTOPHER-NEVIS.....	252	23,344
8509400040	ELECTRIC DOMESTIC FOOD GRINDERS AND PROCESSORS.....NO	833	52,000
	CHILE.....	833	52,000
8509800091	ELECTROMECHANICAL DOMESTIC APPLIANCES, NESOI.....NO	1,337	83,462
	COSTA RICA.....	936	58,462
	PANAMA.....	401	25,000
8509902000	ELECTRIC DOMESTIC VACUUM CLEANER PARTS.....X		10,239
	DOMINICAN REPUBLIC.....		4,475
	NETHERLANDS.....		5,764
8511300080	INTERNAL COMBUSTION ENGINE IGNITION COILS.....NO	853,104	2,372,143
	DOMINICAN REPUBLIC.....	10,048	143,974
	ITALY.....	843,024	2,224,524
	NETHERLANDS.....	32	3,645
8511500000	INTERNAL COMBUSTION ENGINE GENERATORS, NESOI.....NO	1	7,500
	DOMINICAN REPUBLIC.....	1	7,500
8511908000	PARTS FOR ELECTRICAL APPARATUS USED ON IC ENGINES.....X		24,008,615
	DOMINICAN REPUBLIC.....		23,990,150
	REP. OF SOUTH AFRICA.....		18,465
8512902000	PARTS OF MOTOR VEHICLE OR CYCLE SIGNALING EQUIPME.....X		3,640
	ARUBA.....		3,640
8513100000	PORTABLE ELECTRIC LAMPS, BATTERY OR MAGNETO.....X		201,086
	ANTIGUA.....		4,806
	ARUBA.....		14,179
	BARBADOS.....		30,257
	CANADA.....		124,581
	DOMINICAN REPUBLIC.....		9,175
	GUYANA.....		4,724
	NETHERLAND ANTIL. EXC ARUBA.....		7,628
	PANAMA.....		3,071
	ST.CHRISTOPHER-NEVIS.....		2,663
8514304000	INDUSTRIAL, LABORATORY FURNACES, OVENS, NESOI.....NO	2	229,800
	DOMINICAN REPUBLIC.....	2	229,800
8514400000	OTHER INDUCTION OR DIELECTRIC HEATING EQUIPMENT.....X		4,993
	DOMINICAN REPUBLIC.....		4,993
8515110000	SOLDERING IRONS AND GUNS, ELECTRIC.....NO	1,000	2,780
	DOMINICAN REPUBLIC.....	1,000	2,780
8515210000	ELECTRIC WELDERS, RESISTANCE, FULL OR PART AUTOMAT.....NO	10	12,445
	THAILAND.....	10	12,445
8515310000	ELECTRIC WELDERS, ARC, FULL OR PARTLY AUTOMATIC.....NO	6	20,000
	CHINA (TAIWAN).....	6	20,000
8515902000	PARTS OF WELDING MACHINES AND APPARATUS.....X		258,425
	DOMINICAN REPUBLIC.....		7,223
	IRELAND.....		251,202
8515904000	PARTS OF BRAZING AND SOLDERING EQUIP.....X		13,509

TABLE 5 - EXPORTS OF MERCHANDISE FROM PUERTO RICO TO FOREIGN COUNTRIES,
BY COMMODITY AND COUNTRY OF DESTINATION: FISCAL YEAR 1999

COMM-CODE	COMMODITY AND UNIT OF QUANTITY	QUANTITY	VALUE-\$
	DOMINICAN REPUBLIC.....		9,645
	JAPAN.....		3,884
8516710000	ELECTRIC COFFEE OR TEA MAKERS NO 6,882	6,882	423,470
	GERMANY.....	6,882	423,470
8516790000	OTHER ELECTROTHERMIC APPLIANCES, DOMESTIC NO 40	40	2,962
	COLOMBIA.....	40	2,962
8516800000	ELECTRIC HEATING RESISTORS X		118,929
	CHINA (TAIWAN).....		36,254
	JAPAN.....		82,675
8516902700	PARTS OF ELECTRIC COOKING STOVES, RANGES AND OVENS X		11,861
	DOMINICAN REPUBLIC.....		8,505
	HAITI.....		3,355
8516909500	PARTS, NESOI, FOR ELECTROTHERMIC APPLIANCES X		51,272
	COLOMBIA.....		51,272
8517110000	LINE TELEPHONE SETS WITH CORDLESS HANDSETS NO 341	341	15,840
	BARBADOS.....	305	13,260
	JAMAICA.....	36	2,580
8517190000	VIDEOPHONES NO 10,735	10,735	548,457
	AUSTRALIAN ISLANDS.....	1	2,829
	BRITISH VIRGIN ISLANDS.....	310	60,496
	COSTA RICA.....	1,011	60,643
	DOMINICAN REPUBLIC.....	2,869	77,931
	HONG KONG.....	6,310	306,768
	NETHERLAND ANTIL, EXC ARUBA.....	4	5,290
	VENEZUELA.....	230	34,500
8517301500	CENTRAL OFFICE TELEPHONE SWITCHING SYSTEMS NO 185	185	637,649
	DOMINICAN REPUBLIC.....	185	637,649
8517302000	PRIVATE BRANCH EXCHANGE TELEPHONE SWITCHING APRTS. NO 5	5	21,225
	BRITISH VIRGIN ISLANDS.....	5	21,225
8517302500	ELECTRONIC KEY TELEPHONE SYSTEMS NO 4	4	4,800
	BRITISH VIRGIN ISLANDS.....	4	4,800
8517303000	TELEGRAPHIC SWITCHING APPARATUS NO 16	16	141,844
	IRELAND.....	1	3,272
	UNITED KINGDOM OF GT BRITAIN.....	15	138,572
8517305000	TELEGRAPHIC SWITCHING APPARATUS X		15,335,138
	ARGENTINA.....		7,800
	BARBADOS.....		57,150
	COSTA RICA.....		3,881,613
	DOMINICAN REPUBLIC.....		1,124,429
	GERMANY.....		17,700
	HONG KONG.....		82,080
	IRELAND.....		10,435
	JAMAICA.....		6,540
	MEXICO.....		31,500
	NEW CALEDONIA.....		20,642
	PHILIPPINES.....		74,741
	REP. OF SOUTH AFRICA.....		18,320
	SWITZERLAND.....		2,650
	UNITED KINGDOM OF GT BRITAIN.....		9,943,368
	VENEZUELA.....		56,170
8517501000	MODEMS, OF A KIND USED WITH ADP EQP. IN HEADING 8471 NO 11,895	11,895	1,675,734
	ARGENTINA.....	8	73,867
	GERMANY.....	6,920	851,000
	HONG KONG.....	1	7,155
	PORTUGAL.....	4,510	536,485
	REP. OF SOUTH AFRICA.....	256	207,247
8517505000	TELEPHON APP, CARR-CURRENT LINE OR DIGITAL LINE SYS X		17,313,361
	ARGENTINA.....		1,993,662
	AUSTRALIAN ISLANDS.....		78,354
	AUSTRIA.....		87,151
	BELGIUM.....		110,836
	BRAZIL.....		626,807
	CHINA (TAIWAN).....		53,092
	CHINA, PEOPLE'S REP. (MAINLAND).....		181,789
	COLOMBIA.....		397,142
	COSTA RICA.....		726,098
	CZECH REPUBLIC.....		217,022
	DENMARK.....		47,375
	DOMINICAN REPUBLIC.....		5,263,148
	FINLAND.....		543,608
	FRANCE.....		687,891

TABLE 5 - EXPORTS OF MERCHANDISE FROM PUERTO RICO TO FOREIGN COUNTRIES,
BY COMMODITY AND COUNTRY OF DESTINATION: FISCAL YEAR 1999

COMM-CODE	COMMODITY AND UNIT OF QUANTITY	QUANTITY	VALUE-\$
	GERMANY.....		1,315,815
	HONG KONG.....		85,273
	IRELAND.....		232,656
	ISRAEL.....		124,287
	ITALY.....		1,204,275
	JAPAN.....		51,639
	MALAYSIA.....		21,892
	MEXICO.....		151,579
	NETHERLANDS.....		524,918
	NEW ZEALAND ISLANDS.....		3,580
	NORWAY.....		13,730
	PHILIPPINES.....		17,000
	REP. OF SOUTH AFRICA.....		230,020
	REPUBLIC OF KOREA.....		137,540
	SINGAPORE.....		14,260
	SPAIN.....		229,985
	SWEDEN.....		16,100
	SWITZERLAND.....		100,054
	UNITED KINGDOM OF GT BRITAIN.....		1,816,632
	VENEZUELA.....		8,150
8517506000	TELEGRAPHIC APPARATUS FOR CARR-CURRENT LINE SYSTEM.....	X	72,235
	DOMINICAN REPUBLIC.....		72,235
8517509000	TELEGRAPHIC APPARATUS FOR DIGITAL LINE SYSTEMS.....	X	116,351
	DOMINICAN REPUBLIC.....		65,578
	HONG KONG.....		2,648
	UNITED KINGDOM OF GT BRITAIN.....		48,129
8517801010	TELEPHONIC INTERCOM SYSTEMS.....	NO 1	6,000
	DOMINICAN REPUBLIC.....		6,000
8517801020	TELEPHONIC APPARATUS, NESOI.....	X	83,665
	DOMINICAN REPUBLIC.....		76,192
	UNITED KINGDOM OF GT BRITAIN.....		7,473
8517902000	PARTS FOR TELEPHONIC SWITCHING APPARATUS.....	X	5,255,408
	BRITISH VIRGIN ISLANDS.....		5,916
	DOMINICAN REPUBLIC.....		5,223,388
	ITALY.....		26,104
8517905000	PARTS, NESOI, FOR TELEPHONIC APPARATUS.....	X	14,887,513
	ANTIGUA.....		10,265
	ARGENTINA.....		2,563
	BERMUDA.....		32,871
	BRITISH VIRGIN ISLANDS.....		61,313
	CHINA (TAIWAN).....		23,977
	CHINA, PEOPLE'S REP. (MAINLAND).....		10,445
	COLOMBIA.....		4,200
	DOMINICAN REPUBLIC.....		1,194,409
	FINLAND.....		10,596
	FRANCE.....		1,836,598
	GERMANY.....		6,586,627
	GREECE.....		17,102
	HONG KONG.....		765,211
	IRELAND.....		95,441
	JAPAN.....		1,557,315
	MEXICO.....		129,222
	NETHERLANDS.....		199,210
	NEW ZEALAND ISLANDS.....		3,580
	PHILIPPINES.....		209,650
	SINGAPORE.....		10,866
	UNITED ARAB EMIRATES.....		3,750
	UNITED KINGDOM OF GT BRITAIN.....		2,011,282
	VENEZUELA.....		11,040
8517909000	PARTS FOR TELEGRAPHIC APPARATUS.....	X	2,252,542
	BRITISH VIRGIN ISLANDS.....		22,212
	CANADA.....		363,769
	DOMINICAN REPUBLIC.....		87,472
	GERMANY.....		1,301,708
	HONG KONG.....		115,378
	NETHERLANDS.....		43,036
	PORTUGAL.....		318,969
8518100000	MICROPHONES AND PARTS THEREOF.....	X	16,160
	BRITISH VIRGIN ISLANDS.....		5,660
	MEXICO.....		10,500
8518210000	SINGLE LOUDSPEAKERS, MOUNTED IN THEIR ENCLOSURES.....	NO 17,253	1,224,698

TABLE 5 - EXPORTS OF MERCHANDISE FROM PUERTO RICO TO FOREIGN COUNTRIES,
BY COMMODITY AND COUNTRY OF DESTINATION: FISCAL YEAR 1999

COMM-CODE	COMMODITY AND UNIT OF QUANTITY	QUANTITY	VALUE-\$
	ARGENTINA.....	3,067	124,895
	CHILE.....	4,126	325,435
	FINLAND.....	140	11,100
	GERMANY.....	250	28,990
	JAPAN.....	754	39,690
	MEXICO.....	1,252	70,732
	PANAMA.....	3,343	271,840
	REP. OF SOUTH AFRICA.....	4,247	346,416
	SPAIN.....	74	5,800
8518220000	MULTIPLE LOUDSPEAKERS,MOUNTED IN SAME ENCLOSURE NO	477	25,121
	BARBADOS.....	20	13,250
	FINLAND.....	455	7,723
	ST.CHRISTOPHER-NEVIS.....	2	4,148
8518290000	LOUDSPEAKERS, NESOI NO	2,822	413,376
	BARBADOS.....	5	2,734
	CHILE.....	2,817	410,642
8518301000	TELEPHONE HANDSETS NO	230	10,829
	BARBADOS.....	230	10,829
8518402000	AUDIO FREQUENCY ELECTRIC AMPLIFIERS, NESOI NO	9	6,259
	ARUBA.....	9	6,259
8518500000	ELECTRIC SOUND AMPLIFIER SETS NO	113	9,548
	FINLAND.....	113	9,548
8518901000	PARTS OF TELEPHONE HANDSETS AND REPEATERS X		150,653
	ARGENTINA.....		21,512
	HONG KONG.....		129,141
8518903000	PARTS OF MICROPHONES,LOUDSPEAKERS,AMPLIFIERS X		21,860
	DOMINICAN REPUBLIC.....		11,460
	MEXICO.....		10,500
8519210000	RECORD PLAYERS WITHOUT LOUDSPEAKERS NO	372	17,394
	ARGENTINA.....	372	17,394
8519290000	RECORD PLAYERS,NESOI NO	191	67,790
	ARUBA.....	10	16,043
	NETHERLAND ANTIL. EXC ARUBA.....	3	7,249
	VENEZUELA.....	178	44,498
8519920000	POCKET-SIZE CASSETTE PLAYERS NO	558	23,311
	BARBADOS.....	132	3,634
	DOMINICAN REPUBLIC.....	135	6,075
	GUYANA.....	130	4,783
	JAMAICA.....	125	5,855
	NETHERLAND ANTIL. EXC ARUBA.....	36	2,964
8519938000	TAPE PLAYERS, CASSETTE TYPE, NESOI NO	11	7,935
	VENEZUELA.....	11	7,935
8519990070	SOUND REPRODUCING APPARATUS,NESOI NO	7,356	713,151
	ANTIGUA.....	67	8,699
	ARUBA.....	498	42,283
	BARBADOS.....	1,008	91,882
	CAYMAN ISLANDS.....	104	8,196
	DOMINICA.....	88	15,252
	DOMINICAN REPUBLIC.....	1,838	188,373
	GUYANA.....	78	5,157
	HAITI.....	245	15,933
	JAMAICA.....	712	55,126
	NETHERLAND ANTIL. EXC ARUBA.....	2,298	239,573
	ST. LUCIA.....	94	9,846
	TRINIDAD & TOBAGO.....	326	32,831
8520320000	MAGNET TAPE RECORDER/REPRODUCERS,DIGITAL AUDIO TYP NO	336	18,614
	BARBADOS.....	165	4,969
	NETHERLAND ANTIL. EXC ARUBA.....	20	4,400
	ST.VINCENT & THE GRENADINES.....	1	3,600
	TRINIDAD & TOBAGO.....	150	5,645
8520330000	TAPE RECORDER/REPRODUCERS, CASSETTE TYPE NO	62	9,080
	NETHERLAND ANTIL. EXC ARUBA.....	62	9,080
8520390000	MAGNETIC TAPE RECORDERS/REPRODUCERS, NESOI NO	38	11,265
	NETHERLAND ANTIL. EXC ARUBA.....	38	11,265
8520900040	OPTICAL DISK RECORDERS NO	8	2,920
	NETHERLAND ANTIL. EXC ARUBA.....	8	2,920
8521100000	VIDEO RECORDING OR REPRODUCING APP, MAGNETIC TAPE NO	1,335	232,175
	ARUBA.....	84	14,057
	BARBADOS.....	445	65,169
	CANADA.....	129	59,155
	DOMINICAN REPUBLIC.....	175	22,462

TABLE 5 - EXPORTS OF MERCHANDISE FROM PUERTO RICO TO FOREIGN COUNTRIES,
BY COMMODITY AND COUNTRY OF DESTINATION: FISCAL YEAR 1999

COMM-CODE	COMMODITY AND UNIT OF QUANTITY	QUANTITY	VALUE-\$
	JAMAICA.....	239	32,719
	NETHERLAND ANTIL. EXC ARUBA.....	70	11,325
	TRINIDAD & TOBAGO.....	193	27,288
8521800000	VIDEO RECORDING OR REPRODUCING APP,EXC MAGNET TAPE NO	31	14,290
	NETHERLAND ANTIL. EXC ARUBA.....	31	14,290
8523120060	UNRECORDED MAGNETIC TAPE, >4 MM BUT =<6.5 MM,NESOI X		4,494
	ARUBA.....		4,494
8523130080	UNRECORDED MAGNETIC TAPE >6.5MM, NESOI X		2,989
	VENEZUELA.....		2,989
8523200000	UNRECORDED MAGNETIC DISCS NO	29	5,250
	MEXICO.....	29	5,250
8523300000	UNRECORDED, CARDS INCORPORATING A MAGNETIC STRIPE NO	8	39,800
	SINGAPORE.....	8	39,800
8523900000	UNRECORDED MAGNETIC MEDIA, NESOI X		8,187
	UNITED KINGDOM OF GT BRITAIN.....		8,187
8524100020	PHONOGRAPH RECORDS, 33-1/3 RPM STEREO, QUADRAPHONI NO	1,966	14,908
	ITALY.....	1,966	14,908
8524100040	PHONOGRAPH RECORDS, NESOI NO	21	9,827
	BARBADOS.....	1	4,245
	PANAMA.....	20	5,582
8524310000	LASER DISCS, FOR REPRODUCING OTHER THAN SOUND/IMAGE NO	508	77,496
	COLOMBIA.....	306	38,788
	MEXICO.....	4	4,693
	PANAMA.....	150	14,313
	SPAIN.....	47	13,488
	UNITED KINGDOM OF GT BRITAIN.....	1	6,234
8524320000	LASER DISC FOR REPRODUCING SOUND ONLY NO	1,022	10,882
	GERMANY.....	587	6,815
	SWEDEN.....	435	4,067
8524380000	DISCS FOR LASER READING SYSTEMS, NESOI NO	1	41,200
	MEXICO.....	1	41,200
8524400000	MAGNET TAPES FR REPRODUCING OTHER THAN SOUND/IMAGE NO	77	30,227
	BRITISH VIRGIN ISLANDS.....	75	22,927
	CHILE.....	1	4,000
	DOMINICAN REPUBLIC.....	1	3,300
8524513040	SOUND RECORDINGS ON CASSETTE TAPES, WIDTH =< 4MM NO	1,500	3,045
	DOMINICAN REPUBLIC.....	1,500	3,045
8524521040	VIDEO TAPE RECORDING >4MM AND =<6.5MM, IN CASSETTES NO	16,300	21,605
	DOMINICAN REPUBLIC.....	16,300	21,605
8524531080	VIDEO TAPE RECORDINGS >6.5MM BUT =<16MM, NOT IN CASS NO	1	3,000
	PANAMA.....	1	3,000
8524600000	RECORDED, CARDS INCORP. A MAGNETIC STRIPE NO	2,233	123,742
	MALAYSIA.....	2,212	11,056
	SINGAPORE.....	21	112,686
8524910000	OTHR RECORDED MEDIA, NESOI, FOR REPROD OTHR THAN SA NO	24	81,472
	BERMUDA.....	5	3,500
	CAYMAN ISLANDS.....	1	3,940
	DOMINICAN REPUBLIC.....	1	4,000
	FRANCE.....	4	51,813
	GERMANY.....	2	8,038
	SINGAPORE.....	1	2,588
	TURKS & CAICOS ISLANDS.....	10	7,593
8524990000	RECORDED MEDIA, NESOI NO	3,035	55,350
	BERMUDA.....	10	23,250
	IRELAND.....	41	4,412
	ISRAEL.....	3	10,381
	PANAMA.....	1,325	6,624
	SWEDEN.....	159	3,205
	UNITED KINGDOM OF GT BRITAIN.....	1,497	7,478
8525102050	OTHER TRANSMISSION APPARATUS FOR TELEVISION X		10,580,160
	ARUBA.....		9,280
	BAHAMAS.....		42,140
	BRITISH VIRGIN ISLANDS.....		15,000
	CHINA (TAIWAN).....		61,765
	DOMINICAN REPUBLIC.....		140,900
	HONG KONG.....		301,548
	ISRAEL.....		2,585
	NETHERLANDS.....		60,660
	UNITED KINGDOM OF GT BRITAIN.....		9,946,282
8525106090	RADIO TRANSMITTERS FOR FREQ EXCEEDING 1000 MHZ NO	9	1,864,161
	GERMANY.....	9	1,864,161

TABLE 5 - EXPORTS OF MERCHANDISE FROM PUERTO RICO TO FOREIGN COUNTRIES,
BY COMMODITY AND COUNTRY OF DESTINATION: FISCAL YEAR 1999

COMM-CODE	COMMODITY AND UNIT OF QUANTITY	QUANTITY	VALUE-\$
8525108040	COMMUNICATIONS TRANSMISSION APPARATUS,NESOI	X	3,950
	SPAIN.....		3,950
8525201000	RADIO TRANSCEIVERS, CITIZENS BAND (CB) TYPE	NO	4,225
	NETHERLAND ANTIL. EXC ARUBA.....	161	20,066
	SWEDEN.....	4,064	507,830
8525203030	RADIO TRANSCEIVERS, HAND-HELD, NESOI	NO	2
	BRITISH VIRGIN ISLANDS.....	2	5,027
8525203055	RADIO TRANSCEIVERS, NESOI,> 400 MHZ	NO	202
	COLOMBIA.....	142	4,017,687
	DOMINICAN REPUBLIC.....	57	566,850
	FRANCE.....	1	3,435,437
	UNITED KINGDOM OF GT BRITAIN.....	2	2,680
8525209020	RADIO TELEPHONES FOR INSTALLATION IN MOTOR VEHICLE	NO	165
	COLOMBIA.....	52	12,920
	COSTA RICA.....	113	52,539
8525209040	RADIO PHONES, NT MOTOR VHCL, PBLIC CELLULAR SRVCE	NO	513
	ARGENTINA.....	312	42,700
	BARBADOS.....	159	9,839
	DOMINICAN REPUBLIC.....	42	48,421
8525209080	TRANSMISSION APPTS INCORPORATING RECEIVERS,NESOI	X	52,273
	CAYMAN ISLANDS.....		20,300
	DOMINICAN REPUBLIC.....		14,637
	JAMAICA.....		17,336
8525300020	TELEVISION CAMERAS, COLOR	NO	104
	CANADA.....	37	89,495
	FRANCE.....	7	61,696
	NETHERLANDS.....	16	2,758
	UNITED KINGDOM OF GT BRITAIN.....	44	7,441
8525300070	TELEVISION CAMERAS, NESOI	NO	16
	CANADA.....	16	17,600
8525400000	STILL IMAGE VIDEO CAMERAS & OTHR VIDEO CAMERA RECO	NO	3,433
	ARUBA.....	156	7,494
	BARBADOS.....	18	7,494
	BELGIUM.....	2	2,251,569
	DOMINICAN REPUBLIC.....	5	97,307
	GERMANY.....	91	8,938
	ITALY.....	70	3,160
	NETHERLAND ANTIL. EXC ARUBA.....	1,981	2,750
	NETHERLANDS.....	275	141,981
	POLAND.....	20	63,825
	SPAIN.....	218	132,895
	ST. LUCIA.....	24	2,800
	SWEDEN.....	152	48,835
	SWITZERLAND.....	20	15,590
	UNITED ARAB EMIRATES.....	194	15,352
	UNITED KINGDOM OF GT BRITAIN.....	207	2,720
8525404000	DIGITAL STILL IMAGE VIDEO CAMERAS	NO	1,408
	ANTIGUA.....	9	117,010
	ARUBA.....	60	189,878
	FRANCE.....	30	1,098,764
	GERMANY.....	2	6,315
	GREECE.....	2	31,745
	ITALY.....	4	3,000
	NETHERLAND ANTIL. EXC ARUBA.....	976	2,810
	NETHERLANDS.....	65	2,960
	POLAND.....	30	4,940
	SPAIN.....	16	818,229
	ST. LUCIA.....	11	5,555
	SWEDEN.....	3	4,200
	UNITED ARAB EMIRATES.....	39	23,678
	UNITED KINGDOM OF GT BRITAIN.....	171	18,300
8525408020	8MM CAMCORDERS	NO	495
	ANTIGUA.....	6	4,337
	ARUBA.....	8	58,800
	DOMINICAN REPUBLIC.....	35	113,897
	JAMAICA.....	6	290,610
	NETHERLAND ANTIL. EXC ARUBA.....	432	3,090
	ST. LUCIA.....	8	4,600
8525408085	STILL VIDEO CAMERAS & OTHR VID CAM RECORDERS,NESOI	NO	2,306
	ANTIGUA.....	19	18,771
	ARUBA.....	80	3,240
			256,220
			4,689
			1,489,868
			11,520
			49,345

TABLE 5 - EXPORTS OF MERCHANDISE FROM PUERTO RICO TO FOREIGN COUNTRIES,
BY COMMODITY AND COUNTRY OF DESTINATION: FISCAL YEAR 1999

COMM-CODE	COMMODITY AND UNIT OF QUANTITY	QUANTITY	VALUE-\$
8526910010	NETHERLAND ANTIL. EXC ARUBA.....	2,207	1,428,003
	RADIO NAVIGATIONAL AID APPARA FOR CIVIL AIRCRAFT NO	7	16,535
	DENMARK.....	6	11,846
	UNITED KINGDOM OF GT BRITAIN.....	1	4,889
8527120000	POCKET-SIZE RADIO CASSETTE PLAYERS NO	121	25,674
	BARBADOS.....	53	14,365
	DOMINICAN REPUBLIC.....	23	6,069
	NETHERLAND ANTIL. EXC ARUBA.....	45	5,240
8527131100	RADIOBROADCAST RECEIVERS, BATTERY TYPE, W/O RECORD NO	12	3,113
	UNITED KINGDOM OF GT BRITAIN.....	12	3,113
8527132000	RADIOBRDCST RECEIV,BATTERY TPE, RADIO-TAPE RECORDR NO	302	11,879
	DOMINICAN REPUBLIC.....	302	11,879
8527136000	RADIOBROADCAST RECEIVERS, BATTERY TYPE, NESOI NO	1,132	61,544
	BARBADOS.....	417	24,711
	DOMINICAN REPUBLIC.....	333	16,914
	HAITI.....	322	17,039
	TRINIDAD & TOBAGO.....	60	2,880
8527190000	RADIOBROADCAST RECEIVERS, BATTERY TYPE, NESOI NO	641	12,776
	JAMAICA.....	120	5,586
	NETHERLAND ANTIL. EXC ARUBA.....	521	7,190
8527210000	RADIOBROADCAST RECEIVERS FOR MOTOR VEHICLES W RCOS NO	786	56,782
	COLOMBIA.....	171	26,922
	DOMINICAN REPUBLIC.....	550	24,015
	HAITI.....	35	2,975
	NETHERLAND ANTIL. EXC ARUBA.....	30	2,680
8527310000	RADIOBROADCAST RECEIVERS,NESOI,WITH SOUND RECORDER NO	11,665	3,404,461
	ANTIGUA.....	42	14,420
	ARUBA.....	276	92,666
	BARBADOS.....	1,466	450,458
	CAYMAN ISLANDS.....	12	49,020
	DOMINICA.....	137	35,088
	DOMINICAN REPUBLIC.....	2,974	773,578
	GUYANA.....	340	79,935
	HAITI.....	101	30,385
	JAMAICA.....	1,490	387,915
	MARTINIQUE.....	10	3,550
	NETHERLAND ANTIL. EXC ARUBA.....	2,240	743,973
	ST. LUCIA.....	294	104,472
	TRINIDAD & TOBAGO.....	2,263	638,993
8527904000	OTHER ARTICLES DESIGNED FOR CONNECTION TO TLPH NO	5	7,277
	PANAMA.....	5	7,277
8527908075	RECEPTION APPARATUS RADIO COMMUNICATIONS,NESOI X		97,442
	FRENCH GUIANA.....		31,000
	REPUBLIC OF KOREA.....		86,442
8528126040	RECEP APP FOR TV,COLOR,HAVNG A PICTURE TUBE > 52CM NO	4,678	1,575,980
	ANTIGUA.....	104	34,412
	ARUBA.....	311	114,470
	BARBADOS.....	615	194,985
	CAYMAN ISLANDS.....	38	11,940
	DOMINICA.....	69	27,570
	DOMINICAN REPUBLIC.....	1,412	441,060
	GUADELOUPE.....	16	9,040
	GUYANA.....	42	13,563
	HAITI.....	113	53,510
	JAMAICA.....	262	114,223
	NETHERLAND ANTIL. EXC ARUBA.....	1,104	387,085
	ST. LUCIA.....	192	43,789
	TRINIDAD & TOBAGO.....	380	130,333
8528210000	VIDEO MONITORS, COLOR NO	12	4,152
	CANADA.....	12	4,152
8528220000	VIDEO MONITORS, MONOCHROME NO	3	3,270
	VENEZUELA.....	3	3,270
8529102020	TELEVISION ANTENNAS, RECEIVING ONLY NO	1,067	394,114
	DOMINICAN REPUBLIC.....	1,067	394,114
8529102090	TELEVISION ANTENNA REFLECTORS X		1,562,767
	DOMINICAN REPUBLIC.....		1,562,767
8529106000	ANTENNAS & PARTS,NESOI,FOR HOG 8525 TO 8528 X		160,129
	ARGENTINA.....		9,600
	CANADA.....		2,589
	DOMINICAN REPUBLIC.....		97,102
	VENEZUELA.....		50,838

TABLE 5 - EXPORTS OF MERCHANDISE FROM PUERTO RICO TO FOREIGN COUNTRIES,
BY COMMODITY AND COUNTRY OF DESTINATION: FISCAL YEAR 1999

COMM-CODE	COMMODITY AND UNIT OF QUANTITY	QUANTITY	VALUE-\$
8529901000	TELEVISION TUNERS	X	14,684
	ST. LUCIA.....		14,684
8529903800	PARTS,NESOI, FOR TV APPARATUS, HEADINGS 8525-8528	X	495,187
	CANADA.....		61,349
	DOMINICAN REPUBLIC.....		341,898
	NETHERLANDS.....		92,140
8529904720	PARTS FOR RADAR APPARATUS	X	12,097
	DOMINICAN REPUBLIC.....		12,097
8529904740	PARTS FOR RADIO NAVIGATIONAL AID APPARATUS	X	3,800
	DOMINICAN REPUBLIC.....		3,800
8529904760	PARTS FOR RADIO REMOTE CONTROL APPARATUS	X	4,000
	COSTA RICA.....		4,000
8529905000	PARTS, NESOI, OF APPARATUS IN HEADINGS 8525 TO 852	X	972,443
	CHINA, PEOPLE'S REP. (MAINLAND).....		14,313
	COSTA RICA.....		120,096
	DOMINICAN REPUBLIC.....		100,000
	HONG KONG.....		425,355
	MEXICO.....		312,679
8530900000	PARTS FOR ELC SIGNALING, TRAFFIC, SAFETY EQUIPMNT	X	5,659
	DOMINICAN REPUBLIC.....		5,659
8531100025	SMOKE DETECTORS, NESOI	NO	71
	ARGENTINA.....		50
	IRELAND.....		2
	UNITED KINGDOM OF GT BRITAIN.....		19
8531100035	BURGLAR ALARMS, ELECTRIC	NO	200
	ARGENTINA.....		51
	CHILE.....		149
8531100045	BURGLAR OR FIRE ALARMS AND SIMILAR APPARATUS, NESOI	NO	43,483
	ARGENTINA.....		560
	AUSTRALIAN ISLANDS.....		412
	BARBADOS.....		1
	BELGIUM.....		41,297
	BRAZIL.....		1
	DOMINICAN REPUBLIC.....		268
	FRANCE.....		1
	GERMANY.....		17
	ITALY.....		1
	MEXICO.....		100
	SPAIN.....		1
	SWITZERLAND.....		4
	UNITED KINGDOM OF GT BRITAIN.....		800
8531200040	INDICATOR PANELS INCORPORATING LED'S	X	22,941
	HAITI.....		22,941
8531809050	OTHER SIGNALING DEVICES, ELECTRIC, NESOI	X	38,051
	CANADA.....		13,567
	JAMAICA.....		24,484
8531900000	PARTS OF ELECTRIC SOUND OR VISUAL SIGNALING APRTS	X	14,731,071
	ARGENTINA.....		412,365
	ARUBA.....		3,240
	AUSTRALIAN ISLANDS.....		158,748
	BELGIUM.....		18,463
	CANADA.....		1,003,922
	CHILE.....		108,570
	CHINA (TAIWAN).....		225,100
	CHINA, PEOPLE'S REP. (MAINLAND).....		35,099
	COLOMBIA.....		476,614
	DOMINICAN REPUBLIC.....		10,000
	FRANCE.....		1,438,019
	GERMANY.....		83,641
	HONG KONG.....		29,724
	IRELAND.....		759,904
	ISRAEL.....		31,449
	JAPAN.....		945,951
	MALAYSIA.....		3,752
	MEXICO.....		3,751,030
	NETHERLAND ANTIL. EXC ARUBA.....		42,203
	NETHERLANDS.....		4,446,204
	REP. OF SOUTH AFRICA.....		326,303
	REPUBLIC OF KOREA.....		5,300
	SINGAPORE.....		393,205
	UNITED KINGDOM OF GT BRITAIN.....		22,267

TABLE 5 - EXPORTS OF MERCHANDISE FROM PUERTO RICO TO FOREIGN COUNTRIES,
BY COMMODITY AND COUNTRY OF DESTINATION: FISCAL YEAR 1999

COMM-CODE	COMMODITY AND UNIT OF QUANTITY		QUANTITY	VALUE-\$
8532100000	FIXED CAPACITORS, 50-60 HZ, POWER, CPCTY =>.5 KVAR	NO	11,189,101	716,034
	DOMINICAN REPUBLIC.....		11,091,971	677,150
	ISRAEL.....		97,130	38,884
8532210080	OTHER TANTALUM ELECTROLYTIC FIXED CAPACITORS, NESI	NO	804,953	218,591
	DOMINICAN REPUBLIC.....		804,953	218,591
8532220040	FIXED CAPACITORS, ALUMINUM ELECTROLYTIC>188UT=<35	NO	3,055,364	666,178
	DOMINICAN REPUBLIC.....		3,055,364	666,178
8532230020	FIXED CAPACITORS, CERAMIC, DIELECTRIC SL LTR CHIPS	NO	29,900	2,676
	MALAYSIA.....		29,900	2,676
8532240020	FIXED CAPACITORS, CERAMIC, DIELECTRIC MLTLR CHIPS	NO	250,000	4,206
	CANADA.....		250,000	4,206
8532240040	FIXED CAPACITORS, CERAMIC, DIELECTRIC MLTLR AXIAL	NO	62,000	9,843
	MALAYSIA.....		62,000	9,843
8532300010	VARIABLE OR ADJUSTABLE CAPACITORS, MICA, GMC, GLSS	NO	1	3,340
	SINGAPORE.....		1	3,340
8532300090	VARIABLE OR ADJUSTABLE CAPACITORS, NESOI	NO	72	59,530
	IRELAND.....		67	51,685
	ST. LUCIA.....		5	7,845
8533100057	FIXED CARBON RESISTORS FILM, COMPOSITION, >2 LEADS	NO	6	34,217
	JAPAN.....		6	34,217
8533100070	FIXED CARBON RESISTORS FILM, COMPOSITION, 2 LEADS	NO	18,009	52,408
	JAPAN.....		18,008	46,728
	MEXICO.....		1	5,680
8533210080	FIXED RESISTORS NESOI, =< 20W, 2 LEADS WIRE W	NO	32,715	7,050
	UNITED KINGDOM OF GT BRITAIN.....		32,715	7,050
8533210090	FIXED RESISTORS NESOI, =< 20W, 2 LEADS, NESOI	NO	111,856	18,684
	ISRAEL.....		111,649	8,374
	JAPAN.....		7	10,310
8533290000	FIXED RESISTORS NESOI > 20 W POWER HDLG CPCY	NO	182	90,251
	CHINA (TAIWAN).....		1	5,226
	HONDURAS.....		21	4,500
	JAPAN.....		14	49,667
	MEXICO.....		100	8,077
	SINGAPORE.....		45	16,438
	UNITED KINGDOM OF GT BRITAIN.....		1	6,343
8533390040	WIREWOUND VARIABLE RESISTORS, DIMMERS	NO	420,067	303,100
	DOMINICAN REPUBLIC.....		33,332	33,331
	GUADELOUPE.....		26,005	26,003
	ST.CHRISTOPHER-NEVIS.....		360,730	243,768
8533390080	WIREWOUND VARIABLE RESISTORS, NESOI	NO	103,719	106,217
	DOMINICAN REPUBLIC.....		84,861	84,860
	SINGAPORE.....		1,250	3,750
	UNITED KINGDOM OF GT BRITAIN.....		17,608	17,607
8533400040	VARIABLE RESISTORS, NESOI, MOTOR STARTERS, CNL	NO	5,030	4,182
	JAPAN.....		5,030	4,182
8533400080	VARIABLE RESISTORS, NESOI	NO	12,503	23,212
	CHINA (TAIWAN).....		8,000	6,468
	JAPAN.....		3,000	5,279
	ST. LUCIA.....		3	8,483
	UNITED KINGDOM OF GT BRITAIN.....		1,500	2,982
8534000020	PRINTED CIRCUITS OF PLASTIC/GLASS =>3 LAYERS, CNDT	NO	30,971	1,681,995
	BARBADOS.....		1	5,736
	BELGIUM.....		50	3,500
	GERMANY.....		85	833,706
	HONG KONG.....		9,000	100,000
	IRELAND.....		8,557	330,444
	JAPAN.....		110	208,152
	MALAYSIA.....		13,168	199,457
8534000040	PRINTED CIRCUITS OF PLASTIC/GLASS, NESOI	NO	32,681	1,251,974
	AUSTRALIAN ISLANDS.....		1	10,500
	CHINA (TAIWAN).....		1	35,052
	DENMARK.....		216	21,051
	DOMINICAN REPUBLIC.....		652	18,290
	GERMANY.....		1	84,600
	HONDURAS.....		299	7,468
	IRELAND.....		31,501	1,027,513
	SINGAPORE.....		10	49,500
8534000070	PRINTED CIRCUITS, PLASTIC IMPRG.,NOT FLEX, NESOI	NO	326	272,461
	DENMARK.....		300	18,094
	IRELAND.....		17	26,182
	JAPAN.....		9	228,185

TABLE 5 - EXPORTS OF MERCHANDISE FROM PUERTO RICO TO FOREIGN COUNTRIES,
BY COMMODITY AND COUNTRY OF DESTINATION: FISCAL YEAR 1999

COMM-CODE	COMMODITY AND UNIT OF QUANTITY	QUANTITY	VALUE-\$
8534000080	PRINTED CIRCUITS, FLEXIBLE TYPE, NESOI	NO	55,221
	CHINA, PEOPLE'S REP. (MAINLAND)	5,000	7,050
	DOMINICAN REPUBLIC	24,574	24,574
	IRELAND	25,647	44,713
8534000090	PRINTED CIRCUITS, NESOI	NO	163,285
	BARBADOS	7,835	13,188
	CANADA	1,875	228,348
	DENMARK	172	8,144
	FRANCE	1	15,559
	GERMANY	225	2,595,551
	IRELAND	15,908	813,384
	JAPAN	15	202,057
	MEXICO	11,443	14,568
	NETHERLANDS	3	5,278
	ST. LUCIA	5,400	9,612
	SWITZERLAND	1	8,400
	UNITED KINGDOM OF GT BRITAIN	120,607	111,870
8535210000	AUTOMATIC CIRCUIT BREAKERS > 1000 V BUT < 72.5 KV	NO	47
	DOMINICAN REPUBLIC	47	144,889
8535290040	AUTOMATIC CIRCUIT BREAKERS NESOI > 72.5 KV < 345 K	NO	9
	SINGAPORE	9	20,210
8535300080	ISOLATING SWITCH & MAKE & BREAK SWITCH, NESOI > 1000V	NO	4
	BELGIUM	2	4,519
	SINGAPORE	2	584,727
8535400000	LIGHTNING ARRESTERS, VOLTAGE LIMITERS, SURGE SUPPRES	X	452,849
	BELGIUM		43,750
	CHINA (TAIWAN)		2,925
	CHINA, PEOPLE'S REP. (MAINLAND)		6,240
	DOMINICAN REPUBLIC		84,999
	GERMANY		135,611
	HONG KONG		35,623
	JAPAN		3,514
	SAUDI ARABIA		2,984
	TRINIDAD & TOBAGO		78,925
	UNITED KINGDOM OF GT BRITAIN		58,278
8535908020	TERMINALS, ELC SPLICES AND ELC COUPLINGS	NO	1,000
	DOMINICAN REPUBLIC	1,000	7,940
8535908040	ELECTRICAL CONNECTORS, NESOI > 1000 V	NO	538,153
	BELGIUM	5,000	25,000
	CHINA (TAIWAN)	12,528	16,140
	DOMINICAN REPUBLIC	398,253	261,503
	HONG KONG	119,002	148,047
	MALAYSIA	1,996	29,053
	MEXICO	417	49,687
	NETHERLANDS	63	27,474
	NEW ZEALAND ISLANDS	1	3,275
	PERU	13	18,076
	SINGAPORE	189	66,815
	UNITED KINGDOM OF GT BRITAIN	691	10,380
8535908060	ELECT SWITCHING & CIRCUIT PROTECTION APPRTS, NESOI	NO	1,220,745
	CHINA (TAIWAN)	2,000	3,470
	DOMINICAN REPUBLIC	162,000	2,511
	HONG KONG	979,620	109,620
	MEXICO	27,025	29,168
	NETHERLANDS	44,483	38,724
	THAILAND	4,961	27,635
	UNITED ARAB EMIRATES	1	2,844
	UNITED KINGDOM OF GT BRITAIN	655	9,754
8536100040	FUSES <= 1000 V, NESOI	NO	133,690,630
	DOMINICAN REPUBLIC	133,347,985	20,128,653
	UNITED KINGDOM OF GT BRITAIN	342,645	20,070,989
8536200020	AUTOMATIC CIRCUIT BREAKERS <= 1000 V, MOLDED CASE	NO	3,309,024
	ARGENTINA	21	57,664
	BRAZIL	2,912	11,690,122
	CANADA	38,818	169,879
	CHINA, PEOPLE'S REP. (MAINLAND)	372	18,011
	COSTA RICA	61,576	57,872
	DOMINICAN REPUBLIC	2,421,602	276,199
	EGYPT	235,600	926,675
	FRANCE	3,350	2,742,762
	GERMANY	15,174	438,950
			28,631
			1,965,732

TABLE 5 - EXPORTS OF MERCHANDISE FROM PUERTO RICO TO FOREIGN COUNTRIES,
BY COMMODITY AND COUNTRY OF DESTINATION: FISCAL YEAR 1999

COMM-CODE	COMMODITY AND UNIT OF QUANTITY	QUANTITY	VALUE-\$
	GUADELOUPE.....	38,600	212,295
	LEBANON.....	848	4,740
	PERU.....	1	2,979
	POLAND.....	2	8,870
	REP. OF SOUTH AFRICA.....	2,634	57,485
	SAUDI ARABIA.....	10,800	1,100,000
	SINGAPORE.....	7	15,478
	ST.CHRISTOPHER-NEVIS.....	18,688	93,439
	UNITED ARAB EMIRATES.....	28,422	513,486
	UNITED KINGDOM OF GT BRITAIN.....	313	278,991
	VENEZUELA.....	429,384	2,778,688
8536200040	AUTOMATIC CIRCUIT BREAKERS =< 1000 V, NESOI NO	454,184	510,820
	AUSTRALIAN ISLANDS.....	1	3,200
	CANADA.....	150	3,174
	COSTA RICA.....	30,834	90,628
	DOMINICAN REPUBLIC.....	419,581	354,044
	LEBANON.....	12	11,314
	PANAMA.....	3,606	48,460
8536300000	OTHER APPARATUS FOR PROTECTING ELC CRTS =< 1000 V X		177,075
	BARBADOS.....		55,626
	CANADA.....		13,129
	DOMINICAN REPUBLIC.....		30,750
	GERMANY.....		8,958
	NETHERLANDS.....		5,003
	UNITED KINGDOM OF GT BRITAIN.....		62,611
8536410030	RLYS (EXCPT ELCTMCHL & ASF) =< 60V, & CNTCTS < 10A NO	80	3,984
	UNITED KINGDOM OF GT BRITAIN.....	80	3,984
8536410080	RELAYS FOR PROTECTING ELECTRICAL CIRCUITS, =< 60 V NO	1,558	50,852
	COSTA RICA.....	198	17,938
	IRELAND.....	1,000	3,500
	NETHERLAND ANTIL. EXC ARUBA.....	4	12,722
	THAILAND.....	26	6,588
	UNITED KINGDOM OF GT BRITAIN.....	330	10,004
8536490050	RELAYS > 60 V, & CONTACTS < 10 A ELCTMCHL NO	2	12,988
	SINGAPORE.....	2	12,988
8536490080	RELAYS > 60 V, NESOI NO	208	244,982
	CANADA.....	18	3,405
	DOMINICAN REPUBLIC.....	4	10,279
	GERMANY.....	110	176,000
	PHILIPPINES.....	44	10,680
	SINGAPORE.....	2	4,118
	THAILAND.....	30	40,500
8536504000	MOTOR STARTERS NO	3	9,120
	DOMINICAN REPUBLIC.....	3	9,120
8536507000	ELECTRNC AC SWTCH OPTICALLY COUPLD INPT/OUTPT CRCT NO	22	7,945
	GERMANY.....	1	2,737
	ITALY.....	21	5,208
8536509035	SWITCHES, PUSH-BUTTON, RATED AT OVER 5 A NO	588	33,267
	DOMINICAN REPUBLIC.....	588	33,267
8536509055	SWITCHES, LIMIT, NESOI, VOLTAGE NOT OVER 1000 V NO	4,800	9,888
	GERMANY.....	4,800	9,888
8536509065	OTHER SWITCHES, VOLTAGE NOT EXCEEDING 1000V, NESOI NO	19,165	33,542
	COLOMBIA.....	19,162	29,700
	DOMINICAN REPUBLIC.....	3	3,842
8536694010	ELECTRICAL CONNECTORS, COAXIAL TYPE, <= 1,000 V NO	4,398,793	5,309,174
	AUSTRALIAN ISLANDS.....	4,393	2,547
	BELGIUM.....	360	3,622
	DOMINICAN REPUBLIC.....	4,148,716	4,770,932
	FRANCE.....	5,000	25,500
	GERMANY.....	4,185	27,358
	ITALY.....	18,430	39,014
	JAPAN.....	20,888	111,241
	SINGAPORE.....	1,638	33,266
	SPAIN.....	1,000	5,100
	SWEDEN.....	3,000	15,300
	UNITED KINGDOM OF GT BRITAIN.....	189,195	275,284
8536694020	ELECTRICAL CONNECTORS, CYLINDRICAL, MULTICONTACT NO	61	30,593
	NETHERLANDS.....	61	30,593
8536694040	ELECTRICAL CONNECTORS, PRINTED CRCT TYPE <= 1,000 V NO	101,458	133,658
	CANADA.....	10,607	9,861
	HONG KONG.....	69,660	69,660

TABLE 5 - EXPORTS OF MERCHANDISE FROM PUERTO RICO TO FOREIGN COUNTRIES,
BY COMMODITY AND COUNTRY OF DESTINATION: FISCAL YEAR 1999

COMM-CODE	COMMODITY AND UNIT OF QUANTITY	QUANTITY	VALUE-\$
8536695050	MALAYSIA.....	14,187	29,376
	NETHERLANDS.....	29	17,837
	SINGAPORE.....	6,975	6,924
	ELECTRICAL CONNECTORS, FOR VOLTAGE<=1,000 V, NESOI X		2,656,440
	AUSTRIA.....		2,550
	BELGIUM.....		171,185
	CANADA.....		21,853
	CHINA (TAIWAN).....		7,490
	COLOMBIA.....		7,991
	DOMINICAN REPUBLIC.....		214,107
	FRANCE.....		117,104
	GERMANY.....		484,800
	HONG KONG.....		56,790
	IRELAND.....		55,345
	ITALY.....		55,590
	JAPAN.....		36,028
	MALAYSIA.....		3,110
	MEXICO.....		678,171
	NETHERLANDS.....		162,862
	NEW CALEDONIA.....		25,458
	NEW ZEALAND ISLANDS.....		5,592
	NORWAY.....		59,415
	SINGAPORE.....		210,241
	SPAIN.....		32,640
	SWEDEN.....		81,075
	UNITED ARAB EMIRATES.....		10,710
	UNITED KINGDOM OF GT BRITAIN.....		156,533
8536904000	TERMINALS,ELECTR SPLICES & COUPLINGS,WAFFER PROBES X		152,322
	CANADA.....		55,616
	HAITI.....		91,040
	ISRAEL.....		2,770
	SINGAPORE.....		2,896
8536908010	ELECTRICAL DISTRIBUTION DUCTS, <= 1,000 V X		12,460
	HONG KONG.....		12,480
8536908085	ELECT APPARATUS FOR SWITCH & PROTECT CIRCUITS NESOI X		1,263,787
	ARUBA.....		16,000
	DOMINICAN REPUBLIC.....		896,737
	FRANCE.....		2,600
	NETHERLANDS.....		9,059
	NEW CALEDONIA.....		206,231
	UNITED KINGDOM OF GT BRITAIN.....		133,170
8537109020	SWITCHGEAR ASSEMBLIES AND SWITCHBOARDS <= 1000 V NO	3	12,500
	DOMINICAN REPUBLIC.....	1	3,000
	MEXICO.....	1	3,600
	TURKEY.....	1	5,900
8537109050	ELECTRICAL PANEL & DISTRIBUTION BOARDS <= 1000 V NO	752	134,581
	DOMINICAN REPUBLIC.....	751	129,581
	SWITZERLAND.....	1	5,000
	PROGRAMMABLE CONTROLLERS NO	4	51,187
8537109070	CANADA.....	4	51,187
	ELECT APPARATUS EQP WITH APTS FRM HD 8535&36,NESOI NO	3,258	264,206
	CHINA (TAIWAN).....	1	21,174
	DENMARK.....	201	19,633
	DOMINICAN REPUBLIC.....	1	2,663
	FRANCE.....	2	5,742
	IRELAND.....	3,033	190,550
	MEXICO.....	20	24,444
8537200020	SWITCHGEAR & SWITCHBOARD ASSEMBLIES > 1000 V NO	8	3,523
	NETHERLANDS.....	8	3,523
8538100000	BOARDS, PANELS, CONSOLES ETC OF 8537 LESS APTS X		1,050,857
	DOMINICAN REPUBLIC.....		1,050,857
8538907020	PARTS OF AUTO CIR BREAKERS FOR HEAD 8535/8536/8537 X		83,419,936
	BRAZIL.....		56,389
	CHINA,PEOPLE'S REP. (MAINLAND).....		26,066
	DOMINICA.....		47,941
	DOMINICAN REPUBLIC.....		82,211,151
	FRANCE.....		664,330
	GERMANY.....		68,831
	IRELAND.....		3,932
	SINGAPORE.....		331,857
	UNITED KINGDOM OF GT BRITAIN.....		9,439

TABLE 5 - EXPORTS OF MERCHANDISE FROM PUERTO RICO TO FOREIGN COUNTRIES,
BY COMMODITY AND COUNTRY OF DESTINATION: FISCAL YEAR 1999

COMM-CODE	COMMODITY AND UNIT OF QUANTITY	QUANTITY	VALUE-\$
8538907040	ELECTRICAL METAL CONTACTS FOR HEAD 8535,8536,8537	X	28,517
	SINGAPORE.....		20,795
	UNITED KINGDOM OF GT BRITAIN.....		6,722
8538907060	PARTS NESOI OF SWITCHGEAR, FOR HD 8535, 8536, 8537	X	267,084
	DOMINICAN REPUBLIC.....		250,187
	SINGAPORE.....		12,873
	UNITED KINGDOM OF GT BRITAIN.....		4,024
8538907080	PRTS SUITBL FOR USE W/APTS IN 8535,8536,8537,NESOI	X	4,483,736
	AUSTRALIAN ISLANDS.....		14,742
	BRAZIL.....		3,649
	DOMINICAN REPUBLIC.....		3,982,842
	EGYPT.....		38,650
	GERMANY.....		46,980
	MEXICO.....		20,844
	NORWAY.....		3,300
	SINGAPORE.....		49,940
	ST.CHRISTOPHER-NEVIS.....		10,847
	SWEDEN.....		254,958
	UNITED KINGDOM OF GT BRITAIN.....		57,304
8539100040	SEALED BEAM LAMP UNITS =>15.24 CM	NO	5,876
	COSTA RICA.....		5,876
8539212000	TUNGSTEN HALOGEN FILAMENT LAMPS =< 100 V	NO	19,813
	ARGENTINA.....		2,687
	GERMANY.....		6,025
	MEXICO.....		8,260
	SLOVAK REPUBLIC(SLOVAKIA).....		848
	VENEZUELA.....		2,013
8539214040	TUNGSTEN HALOGEN FILAMENT LAMPS > 100 V, & < 500 W	NO	734
	MEXICO.....		734
8539214080	TUNGSTEN HALOGEN FILAMENT LAMPS > 100 V, & >= 500W	NO	747
	VENEZUELA.....		747
8539292500	FILAMENT LAMPS,NESOI,<= 100 V EXCLUDING UV & IFRR	NO	300
	DOMINICAN REPUBLIC.....		300
8539310000	DISCHARGE LAMPS, (EX ULTRAVIOLET), FLUORESCENT	NO	10
	DOMINICAN REPUBLIC.....		10
8539390000	DISCHARGE LAMPS, (EX ULTRAVIOLET), NESOI	NO	1,075
	ARGENTINA.....		139
	GERMANY.....		793
	IRELAND.....		143
8539490040	ULTRAVIOLET LAMPS	NO	601
	JAPAN.....		601
8539490080	ELECTRIC LAMPS NESOI INCLUDING INFRARED	NO	8
	DOMINICAN REPUBLIC.....		8
8539900000	PARTS FOR ELECTRIC FILAMENT OR DISCHARGE LAMPS	X	2,813,487
	ARGENTINA.....		125,428
	BRAZIL.....		180,604
	COLOMBIA.....		113,369
	DOMINICAN REPUBLIC.....		674,224
	ECUADOR.....		205,267
	GERMANY.....		1,126,012
	JAPAN.....		396,641
	SLOVAK REPUBLIC(SLOVAKIA).....		7,104
	VENEZUELA.....		84,838
8540890080	OTHER THERMIONIC, COLD CATHODE OR PHOTOCATHODE TB	NO	5
	IRELAND.....		5
8540990000	PARTS, NESOI, FOR ELECTRON TUBES	X	421,925
	AUSTRALIAN ISLANDS.....		71,250
	DENMARK.....		5,500
	FRANCE.....		91,425
	GERMANY.....		99,020
	SINGAPORE.....		35,280
	UNITED KINGDOM OF GT BRITAIN.....		119,470
8541100040	CHIPS, DICE, WAFERS F DIODES EXC PHOTOSENSITIVE	NO	26
	IRELAND.....		18
	SINGAPORE.....		8
8541100050	ZENER DIODES	NO	82,456
	VENEZUELA.....		82,456
8541100080	MICROWAVE DIODES	NO	2,502
	DOMINICAN REPUBLIC.....		2
	UNITED KINGDOM OF GT BRITAIN.....		2,500
8541100080	SEMICONDUCTOR DIODES NOT PHOTOSENSITIVE > 0.5 A	NO	897,802

TABLE 5 - EXPORTS OF MERCHANDISE FROM PUERTO RICO TO FOREIGN COUNTRIES,
BY COMMODITY AND COUNTRY OF DESTINATION: FISCAL YEAR 1999

COMM-CODE	COMMODITY AND UNIT OF QUANTITY	QUANTITY	VALUE-\$
	DOMINICAN REPUBLIC.....	299,112	207,537
	MEXICO.....	35,000	3,623
	VENEZUELA.....	563,690	270,570
8541409500	PHOTOSENSITIVE SEMICONDUCTOR DEVICES, NESOI NO	273,890	170,269
	DOMINICAN REPUBLIC.....	273,890	170,269
8542120000	CARDS INCOMP. ELEC. INTEGRATED CRCT (SMART CARDS) NO	6,828,857	34,933,404
	BELGIUM.....	4,516	12,870
	BERMUDA.....	1,755	5,000
	BRAZIL.....	15,556	44,333
	CHINA (TAIWAN).....	115,218	328,370
	DENMARK.....	4,788	13,644
	DOMINICAN REPUBLIC.....	11,111	31,858
	FRANCE.....	244,938	698,064
	GERMANY.....	3,332,011	14,701,503
	GIBRALTAR.....	1,053	3,000
	GRENADA.....	913	2,600
	IRELAND.....	84,447	240,664
	ISRAEL.....	8,023	9,217
	JAMAICA.....	6,031	17,182
	JAPAN.....	334,493	953,294
	MEXICO.....	5,264	15,000
	NETHERLAND ANTIL. EXC ARUBA.....	5,212	14,950
	NETHERLANDS.....	210,475	599,845
	SINGAPORE.....	61,365	174,883
	SPAIN.....	7,369	21,000
	ST.CHRISTOPHER-NEVIS.....	3,484	9,929
	TRINIDAD & TOBAGO.....	965	2,750
	UNITED KINGDOM OF GT BRITAIN.....	2,369,870	17,033,748
8542138005	UN,CHPS,DCE,WFRS DGTL MNLTHC INTGRT CRTS,SLCN(MOS) NO	11,097	162,459
	JAPAN.....	11,097	162,459
8542138010	CHPS,DCE,WFRS DGTL MLTHC INTGRD CRTS,NOT SLCN MOS NO	6,594	18,133
	SINGAPORE.....	6,594	18,133
8542138027	MONOLITHIC INTEGRATED CRCT MOS DRAM <= 300000 BITS NO	81	3,727
	SWEDEN.....	81	3,727
8542138028	MONOLITHIC INTEGRATED CRCT MOS DRAM > 300,000 BITS NO	3,449	1,264,715
	CANADA.....	500	38,005
	FRANCE.....	28	3,778
	GERMANY.....	27	785,323
	JAPAN.....	13	380,161
	SWEDEN.....	2,881	77,448
8542138043	MONOLITHIC INTEGRATED CRCT MOS SRAM <= 300000 BITS NO	16,818	46,244
	SINGAPORE.....	16,818	46,244
8542138044	MONOLITHIC INTEGRATED CRCT MOS SRAM > 300,000 BITS NO	14,393	1,007,599
	NETHERLANDS.....	78	606,890
	PORTUGAL.....	6	348,840
	SINGAPORE.....	13,349	36,708
	UNITED KINGDOM OF GT BRITAIN.....	960	15,361
8542138056	MONOLITHIC INTEGRATED CIRCUITS, DIGITAL, (EEPROM) NO	6,641	18,260
	FRANCE.....	6,641	18,260
8542138061	MONOLITHIC INTEGRATED CIRCUITS, DIGITAL, (EPROM) NO	488,154	1,342,416
	GERMANY.....	329,991	907,472
	JAPAN.....	158,163	434,944
8542138065	MONOLITHIC INTEGRATED CIRCUITS DIGITAL MOS NESOI NO	1,128,018	1,234,962
	GERMANY.....	820,199	820,197
	JAPAN.....	220,556	220,554
	SINGAPORE.....	29,863	29,862
	THAILAND.....	57,400	184,349
8542138068	MICROPROCESSORS, MOS, DGTL, SLCN,>=32 BIT BUS NO	134,737	640,000
	UNITED KINGDOM OF GT BRITAIN.....	134,737	640,000
8542138072	MONOLITHIC INTEGRATED CIRCUITS DIGITAL (MOS) NESOI NO	619,928	1,064,971
	CHINA (TAIWAN).....	14,640	216,000
	FRANCE.....	168,836	188,932
	HAITI.....	5,875	5,874
	IRELAND.....	24,319	24,318
	ISRAEL.....	60	2,640
	JAPAN.....	2,500	2,975
	MALAYSIA.....	134,204	374,842
	MEXICO.....	60,251	60,250
	NETHERLANDS.....	147,908	147,906
	SINGAPORE.....	61,235	61,234
8542138092	MNLTHIC I/C'S DGTL, MEMORY, EXC SLCN, MOS, NESOI NO	961,672	2,740,750

TABLE 5 - EXPORTS OF MERCHANDISE FROM PUERTO RICO TO FOREIGN COUNTRIES,
BY COMMODITY AND COUNTRY OF DESTINATION: FISCAL YEAR 1999

COMM-CODE	COMMODITY AND UNIT OF QUANTITY	QUANTITY	VALUE\$
	FRANCE.....	43,958	125,277
	GERMANY.....	380,833	1,085,371
	JAPAN.....	228,745	651,918
	NETHERLANDS.....	216,448	616,989
	SINGAPORE.....	91,690	261,315
8542138096	MNLTHC IC'S DGT,EXC MEMORY OR SILICON,MOS,NESOI NO	9,634	27,454
	IRELAND.....	3,185	9,075
	MALAYSIA.....	959	2,733
	UNITED KINGDOM OF GT BRITAIN.....	5,490	15,646
8542148001	CHPS,DCE,WFRS DGT, MNLTHC INTGTD CRTS,BPLR,SLCN NO	316	4,625
	MEXICO.....	316	4,625
8542148092	MNLTHC IC'S DGT, MEMORY, EXC SLCN, NESOI, BPLR NO	347,332	989,891
	GERMANY.....	347,332	989,891
8542198079	MNLTHC IC'S DGT, SLCN, OTHER THAN BICMOS, NESOI NO	2,800	146,719
	CANADA.....	2,800	146,719
8542198092	MNLTHC IC'S DGT, MEMORY, EXC SLCN, NESOI, BICMOS NO	181,560	877,767
	FRANCE.....	45,317	129,153
	GERMANY.....	7	360,348
	JAPAN.....	136,236	368,286
8542198096	MNLTHC IC'S DGT, EXC MMRY OR SLCN, BICMOS, NESOI NO	109	163,500
	FRANCE.....	109	163,500
8542300040	CHPS,DCE,WFRS MONOLITHIC INTEGRATED CIRCUIT,NESOI NO	121,748	121,747
	SINGAPORE.....	121,748	121,747
8542300065	MONOLITHIC IC NESOI, FREQUENCY < 100 MHZ, ANALOG NO	17,500	17,150
	UNITED KINGDOM OF GT BRITAIN.....	17,500	17,150
8542300080	MONOLITHIC IC NESOI,FREQ < 100MHZ,MIXED SGNL,LOGIC NO	1	20,847
	UNITED KINGDOM OF GT BRITAIN.....	1	20,847
8542300090	MONOLITHIC IC NESOI,FREQ < 100MHZ, MIX SGNL,NESOI NO	2	534,304
	JAPAN.....	2	534,304
8542400095	HYBRID INTEGRATED CIRCUITS, NESOI NO	1,077	12,916
	NETHERLANDS.....	1,077	12,916
8542500000	ELECTRONIC MICROASSEMBLIES NO	16,688	55,563
	CANADA.....	57	10,855
	DOMINICAN REPUBLIC.....	12,473	23,855
	NETHERLANDS.....	4,158	21,053
8542900000	ELECTRONIC INTEGRATED CIRCUITS AND MCRSSMBLS PARTS X		380,074
	DENMARK.....		134,074
	DOMINICAN REPUBLIC.....		53,540
	ECUADOR.....		30,617
	IRELAND.....		31,710
	JAPAN.....		66,126
	PORTUGAL.....		7,331
	UNITED KINGDOM OF GT BRITAIN.....		56,676
8543200000	SIGNAL GENERATORS NO	1	30,000
	FRENCH GUIANA.....	1	30,000
8543300000	ELECTROPLATING, ELECTROPHORESIS AND ELECTROLYSIS M X		32,561
	DOMINICAN REPUBLIC.....		32,561
8543899690	ELECTRICAL MACHINES AND APPARATUS,NESOI X		1,134,078
	CANADA.....		109,885
	DOMINICAN REPUBLIC.....		623,108
	HONG KONG.....		186,066
	INDIA.....		3,040
	VENEZUELA.....		211,849
8543909500	PARTS,NESOI,FOR ELECTRICAL MACHINES,NESOI X		23,789
	BERMUDA.....		5,055
	COSTA RICA.....		15,690
	GERMANY.....		3,044
8544110020	INSULATED WINDING WIRE, COPPER,33AWG(.18 MM)&FINER KG	331	3,145
	BRITISH VIRGIN ISLANDS.....	331	3,145
8544110050	OTHER INSULATED WINDING WIRE MADE OF COPPER KG	10,523	39,176
	DOMINICAN REPUBLIC.....	526	3,343
	JAPAN.....	7,669	26,689
	NEW ZEALAND ISLANDS.....	2,286	6,550
	SINGAPORE.....	42	2,594
8544190000	INSULATED WINDING WIRE, NESOI KG	83,478	350,431
	DOMINICAN REPUBLIC.....	535	3,120
	JAMAICA.....	15,427	49,311
	PANAMA.....	67,516	298,000
8544200000	INSULATED COAXIAL CABLE AND COAXIAL ELECTRICAL CDT KG	26,891	61,087
	AUSTRALIAN ISLANDS.....	25	4,942
	DOMINICAN REPUBLIC.....	98	3,199

TABLE 5 - EXPORTS OF MERCHANDISE FROM PUERTO RICO TO FOREIGN COUNTRIES.
BY COMMODITY AND COUNTRY OF DESTINATION: FISCAL YEAR 1999

COMM-CODE	COMMODITY AND UNIT OF QUANTITY	QUANTITY	VALUE-\$
	JAPAN.....	18	4,531
	NETHERLANDS.....	85	3,415
	PANAMA.....	26,667	45,000
8544300000	INSULATED WIRING SETS FOR VEHICLES SHIPS AIRCRAFT X		301,694
	ARUBA.....		22,000
	CAYMAN ISLANDS.....		10,150
	COSTA RICA.....		22,481
	DOMINICAN REPUBLIC.....		14,341
	GUATEMALA.....		178,950
	TRINIDAD & TOBAGO.....		53,772
8544410000	INSULATED ELECTRIC CONDUCTORS <= 80 V WITH CNTRS X		142,832
	ARGENTINA.....		5,898
	CANADA.....		14,197
	DOMINICAN REPUBLIC.....		5,300
	GUATEMALA.....		18,503
	HONDURAS.....		29,868
	HONG KONG.....		5,460
	IRELAND.....		3,352
	JAPAN.....		12,730
	MALAYSIA.....		30,781
	POLAND.....		11,232
	UNITED KINGDOM OF GT BRITAIN.....		5,513
8544490000	INSULATED ELECTRIC CONDUCTORS <= 80 V NESOI KG	13,955	78,839
	PANAMA.....	13,559	60,000
	ST. LUCIA.....	57	5,100
	UNITED KINGDOM OF GT BRITAIN.....	339	13,739
8544510000	ELECTRICAL CONDUCTORS > 80 BUT <= 1000V W CNTRS X		1,516,265
	DOMINICAN REPUBLIC.....		1,497,767
	GERMANY.....		18,498
8544592040	INSULATED ELECTRIC CONDUCTORS > 600 V OF COPPER KG	8,379	124,688
	DOMINICAN REPUBLIC.....	8,379	124,688
8544608000	INSULATED ELECTRIC CONDUCTORS > 1000 V, NESOI KG	12,618	171,263
	CHINA (TAIWAN).....	9	2,610
	DOMINICAN REPUBLIC.....	12,609	168,653
8544700000	INSULATED OPTICAL FIBER CABLES WITH INDVULY SH FBR FBM	120,001	60,000
	PANAMA.....	120,001	60,000
8545900000	ELECTRICAL CARBON OR GRAPHITE ARTICLES,NESOI KG	16	9,000
	JAPAN.....	18	9,000
8546900000	ELECTRICAL INSULATORS, NESOI NO	152	110,720
	CHINA (TAIWAN).....	152	110,720
8547100000	INSULATING FITTINGS OF CERAMICS FOR ELECTRICAL MCH NO	959	4,791
	GERMANY.....	959	4,791
8547200000	INSULATING FITTINGS FOR MACHINES MADE OF PLASTIC NO	2,658,925	872,004
	DOMINICAN REPUBLIC.....	2,653,783	841,836
	UNITED KINGDOM OF GT BRITAIN.....	5,132	30,068
8547900040	ELECTRICAL CONDUIT LINED WITH INSULATION, JS NESOI KG	9,741	83,653
	DOMINICAN REPUBLIC.....	9,527	40,451
	UNITED KINGDOM OF GT BRITAIN.....	214	43,202
8548100590	SPNT-PRMRY/ELECT STRGE BATTR FOR RECVRY LEAD,NESOI NO	822	4,106
	SINGAPORE.....	822	4,106
8548101500	SPENT PRIMARY CELLS, BATTR, ELEC STRGE BATTR,NESOI KG	3,327	16,628
	SINGAPORE.....	3,327	16,628
8548102500	PRIMARY CELLS/BATTERY WASTE/SCRAP,RECOVERY OF LEAD NO	3,751	18,750
	VENEZUELA.....	3,751	18,750
8548103500	PRIMARY CELL/BATTERY WASTE,NOT FR RECOVERY OF LEAD KG	880	4,399
	SINGAPORE.....	880	4,399
8548900000	ELECTRICAL PARTS OF MACHINERY NESOI IN CHAPTER 85 X		37,219,157
	ANGUILLA.....		2,840
	BAHAMAS.....		3,585
	BERMUDA.....		9,045
	BRITISH VIRGIN ISLANDS.....		28,998
	CHILE.....		6,361
	CHINA (TAIWAN).....		150,000
	COSTA RICA.....		109,650
	DENMARK.....		12,370
	DOMINICAN REPUBLIC.....		32,791,633
	FRANCE.....		4,499
	GERMANY.....		2,296,703
	ISRAEL.....		9,047
	ITALY.....		59,632
	JAMAICA.....		3,823

TABLE 5 - EXPORTS OF MERCHANDISE FROM PUERTO RICO TO FOREIGN COUNTRIES,
BY COMMODITY AND COUNTRY OF DESTINATION: FISCAL YEAR 1999

COMM-CODE	COMMODITY AND UNIT OF QUANTITY	QUANTITY	VALUE-\$
	JAPAN.....		431,770
	MALAYSIA.....		13,500
	MEXICO.....		41,797
	NETHERLAND ANTIL. EXC ARUBA.....		138,635
	PANAMA.....		143,000
	SINGAPORE.....		126,768
	ST. LUCIA.....		6,750
	ST. CHRISTOPHER-NEVIS.....		3,000
	SWITZERLAND.....		121,025
	TURKS & CAICOS ISLANDS.....		17,700
	UNITED ARAB EMIRATES.....		2,948
	UNITED KINGDOM OF GT BRITAIN.....		684,178
	VEHICLES, AIRCRAFT, VESSELS AND ASSOCIATED TRANSPORT EQUIPMENT..... TOTAL		28,731,291
	RAILWAY OR TRAMWAY LOCOMOTIVES, ROLLING STOCK AND PARTS THEREOF; RAILWAY OR TRAMWAY TRACK FIXTURES AND FITTINGS AND PARTS THEREOF; MECHANICAL (INCLUDING ELECTROMECHANICAL) TRAFFIC SIGNALING EQUIPMENT OF ALL KINDS..... TOTAL		204,000
8607190300	AXLES FOR RAILWAY LOCOS OR ROLLING STOCK KG	4,536	200,000
	DOMINICAN REPUBLIC.....	4,536	200,000
8609000000	CONTAINERS FOR ONE OR MORE MODES OF TRANSPORT X		4,000
	BARBADOS.....		4,000
	VEHICLES, OTHER THAN RAILWAY OR TRAMWAY ROLLING STOCK, AND PARTS AND ACCESSORIES THEREOF..... TOTAL		21,504,724
8701200015	TRACTORS, ROAD, SEMI-TRL, GVW <=36287 KG, GAS OR DSL NO	1	20,000
	ST. LUCIA.....	1	20,000
8701200080	ROAD TRACTORS, SEMI-TRAILER, USED, GAS OR DIESEL NO	9	243,839
	ANTIGUA.....	1	24,500
	DOMINICAN REPUBLIC.....	4	51,000
	HAITI.....	1	4,500
	NETHERLAND ANTIL. EXC ARUBA.....	3	163,839
8701300090	TRACK-LAYING TRACTORS, USED, OTHER THAN 8709 NO	4	26,500
	BRITISH VIRGIN ISLANDS.....	4	26,500
8701901070	TRACTS, AGRIL USE, NEW, EXC TRACK-LAYING AND PTO TYPE NO	2	20,000
	NETHERLAND ANTIL. EXC ARUBA.....	2	20,000
8701901090	TRACTS, AGRIL USE, USED, EXC TRACK-LAYING TYPE NO	1	4,500
	DOMINICAN REPUBLIC.....	1	4,500
8701905025	TRACTS, WITH NT ENG PWR OF 373 KW OR MORE, NESOI NO	1	18,000
	COSTA RICA.....	1	18,000
8703105080	VEH FOR TRANSPORT OF PERSONS, EXC SNOW & GOLF CARTS NO	5	10,775
	COLOMBIA.....	5	10,775
8703210000	PASS MTR VEH, SPARK IGN ENG, NOT OV 1,000 CC NO	8	126,163
	ARUBA.....	1	12,000
	CHILE.....	1	8,000
	COSTA RICA.....	1	26,863
	HAITI.....	1	19,000
	ITALY.....	1	5,000
	NETHERLANDS.....	1	8,000
	PANAMA.....	1	7,500
	SWITZERLAND.....	1	40,000
8703220000	PASS MTR VEH, SPARK IGN ENG, >1000CC BUT <=1500CC NO	3	47,900
	DOMINICAN REPUBLIC.....	1	18,000
	NETHERLAND ANTIL. EXC ARUBA.....	1	10,000
	VENEZUELA.....	1	19,900
8703230020	VEHICLES, NESOI, NEW, ENG EXC 1,500, EXC 3,000CC <=4CYL NO	156	1,589,195
	ARUBA.....	3	30,000
	BRITISH VIRGIN ISLANDS.....	3	45,775
	DOMINICAN REPUBLIC.....	25	225,932
	EL SALVADOR.....	2	29,934
	NETHERLAND ANTIL. EXC ARUBA.....	122	1,227,364
	VENEZUELA.....	1	10,190

TABLE 5 - EXPORTS OF MERCHANDISE FROM PUERTO RICO TO FOREIGN COUNTRIES,
BY COMMODITY AND COUNTRY OF DESTINATION: FISCAL YEAR 1999

COMM-CODE	COMMODITY AND UNIT OF QUANTITY	QUANTITY	VALUE-\$
8703230060	VEHICLES,NESOI,NEW,ENG EXC >1500<=3000CC,>4<= 6CYL NO	629	10,594,745
	ANTIGUA.....	20	377,008
	ARUBA.....	1	17,812
	BELIZE.....	4	67,699
	BRITISH VIRGIN ISLANDS.....	6	137,085
	DOMINICAN REPUBLIC.....	471	7,962,806
	ECUADOR.....	2	21,300
	FRANCE.....	1	70,660
	NETHERLAND ANTIL. EXC ARUBA.....	69	1,152,340
	ST.CHRISTOPHER-NEVIS.....	7	124,664
	SURINAME.....	9	113,855
	VENEZUELA.....	39	548,416
8703230090	VEHICLES,NESOI,USED,ENG EXC 1500,NOT EXC 3000 CC NO	164	1,678,249
	ANTIGUA.....	5	56,285
	BARBADOS.....	2	20,895
	BRITISH VIRGIN ISLANDS.....	37	313,444
	CHILE.....	1	24,000
	DOMINICAN REPUBLIC.....	86	903,345
	GERMANY.....	2	5,400
	GUADELOUPE.....	1	8,850
	HAITI.....	5	111,097
	NETHERLAND ANTIL. EXC ARUBA.....	13	153,278
	ST. LUCIA.....	6	34,250
	ST.CHRISTOPHER-NEVIS.....	4	24,900
	SURINAME.....	1	8,500
	UNITED KINGDOM OF GT BRITAIN.....	1	13,825
8703240060	PASS VEH,SPARK IGN,NESOI,NEW,>=3000 CC, 6CYL NO	2	23,648
	ANGUILLA.....	2	23,648
8703240075	PASS VEH,SPARK IGN,NESOI,NEW, >3000 CC & >6CYLINDR NO	2	28,800
	MEXICO.....	1	13,800
	SPAIN.....	1	15,000
8703240090	PASS MTR VEH, SPARK IGN, OVER 3000 CC, USED NO	83	533,194
	ANGUILLA.....	1	4,500
	BRITISH VIRGIN ISLANDS.....	7	50,546
	COLOMBIA.....	9	3,400
	DOMINICAN REPUBLIC.....	18	153,000
	GERMANY.....	5	264,000
	GRENADA.....	2	2,568
	HAITI.....	1	15,000
	JAPAN.....	1	5,400
	NETHERLAND ANTIL. EXC ARUBA.....	37	23,200
	NETHERLANDS.....	1	11,580
8703320050	PASS VEH,DIESEL ENG, OV 1500 BT NT OV 2500 CC,USED NO	20	195,879
	ANGUILLA.....	1	3,000
	AUSTRALIAN ISLANDS.....	1	12,000
	DOMINICAN REPUBLIC.....	12	106,316
	EL SALVADOR.....	1	9,000
	MEXICO.....	1	16,333
	SPAIN.....	3	38,236
	VENEZUELA.....	1	11,000
8703330085	PASS MTR VEH, DIESEL ENG, OVER 2500 CC, USED NO	160	1,444,529
	ANGUILLA.....	10	82,058
	ANTIGUA.....	9	87,473
	BRITISH VIRGIN ISLANDS.....	135	1,212,258
	GUADELOUPE.....	2	20,415
	NETHERLAND ANTIL. EXC ARUBA.....	4	42,325
8703900000	PASSENGER MOTOR VEHICLES, NESOI NO	20	183,795
	DOMINICAN REPUBLIC.....	20	183,795
8704105020	MOTR VEH,REAR DUMP,40.8 METRIC TONS OR LESS NO	1	13,650
	DOMINICAN REPUBLIC.....	1	13,650
8704310020	TRUCK, SPRK IGN ENG, GVW <= 2.5 METRIC TONS NO	11	138,027
	BRITISH VIRGIN ISLANDS.....	4	98,027
	DOMINICAN REPUBLIC.....	6	36,500
	GERMANY.....	1	3,500
8704900000	TRUCKS, NESOI NO	7	41,000
	DOMINICAN REPUBLIC.....	6	31,000
	TRINIDAD & TOBAGO.....	1	10,000
8705400000	CONCRETE MIXERS, SPECIAL PURPOSE VEHICLE NO	1	75,000
	NETHERLAND ANTIL. EXC ARUBA.....	1	75,000
8705900000	SPECIAL PURPOSE VEHICLES, NESOI NO	27	1,163,150
	BARBADOS.....	2	10,000

TABLE 5 - EXPORTS OF MERCHANDISE FROM PUERTO RICO TO FOREIGN COUNTRIES,
BY COMMODITY AND COUNTRY OF DESTINATION: FISCAL YEAR 1999

COMM-CODE	COMMODITY AND UNIT OF QUANTITY	QUANTITY	VALUE-\$
	DOMINICAN REPUBLIC.....	7	77,200
	VENEZUELA.....	18	1,075,950
8706001520	PASSNGR AUTO CHASSIS FITTED WITH ENG HEAD 8703 NO	2	12,400
	DOMINICAN REPUBLIC.....	1	7,000
	SAUDI ARABIA.....	1	5,400
8706009000	CHASSIS FITTED WITH ENGINES,VEH,NESOI,HD,8701,8705 NO	4	31,056
	BRITISH VIRGIN ISLANDS.....	1	2,726
	DOMINICAN REPUBLIC.....	3	28,330
8707905060	BODIES FOR VEHICLES OF HEADING 8704 NO	40	163,835
	BRITISH VIRGIN ISLANDS.....	40	163,835
8708100050	BUMPERS AND PARTS, NESOI, OF HEADINGS 8701 TO 8705 X		16,743
	DOMINICAN REPUBLIC.....		7,500
	GUATEMALA.....		4,175
	NETHERLAND ANTIL. EXC ARUBA.....		5,068
8708290010	STAMPINGS OF BODIES OF 8701 TO 8705 X		18,368
	AUSTRALIAN ISLANDS.....		15,924
	NETHERLAND ANTIL. EXC ARUBA.....		3,444
8708295070	PTS AND ACCESSORIES,NESOI,OF BODIES HDG 8701,8705 X		1,766,811
	JAPAN.....		1,766,811
8708310000	MOUNTED BRAKE LININGS OF MOTOR VEH OF HD,8701,8705 X		12,620
	GERMANY.....		8,177
	UNITED KINGDOM OF GT BRITAIN.....		4,443
8708390000	BRAKES AND SERVO-BRAKES,PARTS, OF 8701,8705 X		146,546
	BRITISH VIRGIN ISLANDS.....		6,483
	DOMINICAN REPUBLIC.....		140,063
8708401000	GEAR BOXES,PARTS,SUBHD8701.20,HDG8702 OR 8704 NO	13	25,000
	GERMANY.....	13	25,000
8708500050	DRIVE AXLES WITH DIFFERNTL FOR VEHICLES,NESOI X		3,270
	GERMANY.....		3,270
8708915000	RADIATORS FOR VEHICLES, NESOI NO	97	7,727
	BRITISH VIRGIN ISLANDS.....	97	7,727
8708925000	MUFFLERS AND EXHAUST PIPES FOR VEHICLES, NESOI X		37,554
	DOMINICAN REPUBLIC.....		37,554
8708935000	CLUTCHES AND PARTS FOR VEHICLES, NESOI X		13,920
	ST. LUCIA.....		3,656
	VENEZUELA.....		10,264
8708990010	PARTS AND ACCESSORIES NESOI,FOR TRACTORS NESOI X		24,125
	DOMINICAN REPUBLIC.....		24,125
8708998030	SLIDE-IN CAMPERS FOR MOTOR VEHICLES NO	1	4,500
	BRITISH VIRGIN ISLANDS.....	1	4,500
8708998075	PARTS AND ACCESSORIES FOR VHCLS 8701 TO 8705, NESOI X		366,536
	ARUBA.....		20,075
	AUSTRALIAN ISLANDS.....		12,614
	BRAZIL.....		7,860
	COLOMBIA.....		39,545
	COSTA RICA.....		160,184
	JAMAICA.....		32,335
	NETHERLAND ANTIL. EXC ARUBA.....		11,470
	PANAMA.....		16,821
	ST. LUCIA.....		5,000
	UNITED KINGDOM OF GT BRITAIN.....		34,632
	VENEZUELA.....		8,000
8709110030	WORKS TRUCKS,ELEC, OPERATOR RIDING W/O LIFT EQUIP NO	1	22,503
	GERMANY.....	1	22,503
8710000090	PARTS OF ARMORE FIGHTING VEHICLES,MOTORIZED X		120,180
	ISRAEL.....		114,080
	ST.CHRISTOPHER-NEVIS.....		6,100
8711200000	MOTORCYCLES (INCLUDING MOPEDS),CYCL,EXC50CC,NT250C NO	1	7,000
	DOMINICAN REPUBLIC.....	1	7,000
8711500000	MOTORCYCLES, CYCL,EXCD 800 CC NO	49	357,321
	DOMINICAN REPUBLIC.....	1	16,950
	FINLAND.....	25	165,910
	JAPAN.....	23	174,561
8711900000	MOTORCYCLES (INCLUDING MOPEDS), NESOI NO	3	15,896
	ANGUILLA.....	1	5,354
	JAPAN.....	2	10,342
8714190000	PARTS, NESOI, OF MOTORCYCLES KG	3,079	96,704
	JAPAN.....	3,079	96,704
8714920000	WHEEL RIMS AND SPOKES,NESOI,OF VEH,HED,8711,8713 KG	176	11,453
	COSTA RICA.....	176	11,453
8714990000	PARTS AND ACCESSORIES NESOI OF VEH,OF 8711,8713 KG	2,296	18,068

TABLE 5 - EXPORTS OF MERCHANDISE FROM PUERTO RICO TO FOREIGN COUNTRIES,
BY COMMODITY AND COUNTRY OF DESTINATION: FISCAL YEAR 1999

COMM-CODE	COMMODITY AND UNIT OF QUANTITY	QUANTITY	VALUE-\$
8718390090	NETHERLAND ANTIL. EXC ARUBA.....	2,296	18,068
	TRAILERS AND SEMI-TRAILERS, NESOI, TRANPRT GOODS NO	2	10,500
	DOMINICAN REPUBLIC.....	1	5,500
8716400000	NETHERLAND ANTIL. EXC ARUBA.....	1	5,000
	TRAILERS AND SEMI-TRAILERS, NESOI NO	2	13,800
	BRITISH VIRGIN ISLANDS.....	1	3,800
	DOMINICAN REPUBLIC.....	1	10,000
8716805010	INDUSTRIAL HAND TRUCKS NO	6	4,470
	DOMINICAN REPUBLIC.....	6	4,470
8716805070	VEHICLES NOT MECHANICALLY PROPELLED, NESOI NO	50	4,500
	DOMINICAN REPUBLIC.....	50	4,500
	AIRCRAFT,SPACECRAFT,AND PARTS		
	THEREOF..... TOTAL		6,704,268
8802300050	NEW MULTI ENG PLANES,NOT TURBOFAN,>4536&=<= 15000KG NO	1	3,271,190
	ITALY.....	1	3,271,190
8802300080	USED/REBUILT AIRCRAFT, NON-MILITARY>2000 &=<= 15000KG NO	1	2,286,026
	FRANCE.....	1	2,286,026
8803100010	PRPELLRS & ROTORS & PRTS THEREOF FOR CIVIL AIRCFT KG	18	2,817
	NORWAY.....	18	2,817
8803100050	PROPLRS & ROTORS & PRTS THEREOF FOR MLTRY AIRCFT KG	9	14,300
	SINGAPORE.....	9	14,300
8803200050	UNDERCARRIAGES & PARTS THEREOF FOR MILITRY AIRCFT KG	1,449	466,429
	ARGENTINA.....	60	53,146
	ARUBA.....	188	31,423
	BAHAMAS.....	23	23,857
	BOLIVIA.....	4	4,099
	CHILE.....	777	141,178
	DOMINICAN REPUBLIC.....	162	89,547
	GUADELOUPE.....	85	3,390
	JAMAICA.....	6	12,512
	PANAMA.....	14	5,111
	TRINIDAD @ TOBAGO.....	83	73,959
8803300010	UNITED KINGDOM OF GT BRITAIN.....	37	28,207
	OTHER PARTS,NESOI,OF CIVIL AIRPLANES/HELICOPTERS KG	1,405	329,304
	CANADA.....	39	77,589
	FRANCE.....	6	23,261
	GERMANY.....	66	22,592
	GUADELOUPE.....	2	3,150
	INDONESIA.....	17	39,885
	IRELAND.....	6	3,572
	JAPAN.....	2	5,455
	KUWAIT.....	1,083	28,266
	NETHERLANDS.....	6	5,380
	NEW ZEALAND ISLANDS.....	45	21,990
	SINGAPORE.....	49	17,270
	TRINIDAD @ TOBAGO.....	16	8,716
8803300050	UNITED KINGDOM OF GT BRITAIN.....	68	72,178
	OTHER PARTS,NESOI,OF MILITARY AIRPLANES/HELICOPTRS KG	389	221,814
	ISRAEL.....	203	170,134
	ITALY.....	15	14,624
8803903000	UNITED KINGDOM OF GT BRITAIN.....	171	37,058
	PARTS OF COMMUNICATIONS SATELLITES KG	2,607	76,750
	DOMINICAN REPUBLIC.....	2,607	76,750
8803909010	OTH PRTS,NESOI,FOR CIVIL AIRCFT,&NON-POWRD AIRCFT KG	3	4,000
	UNITED KINGDOM OF GT BRITAIN.....	3	4,000
8803909050	OTHER PARTS,NESOI,FOR OTHR MILITARY AIR & SPACCRFT KG	11	31,838
	ISRAEL.....	11	31,838
	SHIPS,BOATS AND FLOATING STRUCTURES..... TOTAL	13	318,299
8903910060	SAILBOATS WITHOUT AUXIL MT NESOI NO	2	30,000
	GERMANY.....	2	30,000
8903920015	MOTORBOATS INBOARD/OUTDRIVE POWRD,NT EXC,6.5MLENTH NO	1	6,000
	DOMINICAN REPUBLIC.....	1	6,000
8903991000	ROW BOATS AND CANOES,DESIGNED FOR MOTORS OR SAILS NO	3	225,000
	ANGUILLA.....	1	205,000
	NORWAY.....	2	20,000
8903992000	OUTBOARD MOTORBOATS NO	2	7,954
	ST.VINCENT @ THE GRENADINES.....	1	4,954

TABLE 5 - EXPORTS OF MERCHANDISE FROM PUERTO RICO TO FOREIGN COUNTRIES,
BY COMMODITY AND COUNTRY OF DESTINATION: FISCAL YEAR 1999

COMM-CODE	COMMODITY AND UNIT OF QUANTITY	QUANTITY	VALUE-\$
	VENEZUELA.....	1	3,000
8903999000	YACHTS & OTH VESSELS FOR PLEASURE OR SPORTS, NESOI NO	5	49,345
	BRITISH VIRGIN ISLANDS.....	1	5,000
	JAMAICA.....	3	14,345
	MARTINIQUE.....	1	30,000
	OPTICAL, PHOTOGRAPHIC, CINEMATOGRAPHIC, MEASURING, CHECKING, PRECISION, MEDICAL OR SURGICAL INSTRUMENTS AND APPARATUS; CLOCKS AND WATCHES; MUSICAL INSTRUMENTS; PARTS AND ACCESSORIES THEREOF..... TOTAL		308,388,031
	OPTICAL, PHOTOGRAPHIC, CINEMATOGRAPHIC, MEASURING, CHECKING, PRECISION, MEDICAL OR SURGICAL INSTRUMENTS AND APPARATUS; PARTS AND ACCESSORIES THEREOF..... TOTAL		307,285,098
9001100000	OPTICAL FIBERS, OPTICAL FIBER BUNDLES AND CABLES E FBM	6,173	38,271
	UNITED KINGDOM OF GT BRITAIN.....	6,173	38,271
9001300000	CONTACT LENSES PRS	316,401	2,358,036
	AUSTRALIAN ISLANDS.....	439	7,500
	HONG KONG.....	234	3,898
	JAPAN.....	21,155	361,688
	NETHERLAND ANTIL. EXC ARUBA.....	354	6,033
	PANAMA.....	182	3,100
	TRINIDAD & TOBAGO.....	188	2,860
	UNITED KINGDOM OF GT BRITAIN.....	283,868	1,973,857
9001500000	SPECTACLE LENSES OF OTHER MATERIALS, UNMOUNTED PRS	25,390	349,539
	CHINA, PEOPLE'S REP. (MAINLAND).....	443	11,903
	FRANCE.....	6,701	50,448
	HONG KONG.....	1,263	27,636
	INDIA.....	907	24,480
	INDONESIA.....	551	4,408
	MALAYSIA.....	722	19,428
	RUSSIA.....	12,711	154,873
	SINGAPORE.....	2,092	56,383
9001901000	LENSES, PRISMS, AND MIRRORS, UNMOUNTED, NESOI X		13,424
	CAYMAN ISLANDS.....		8,424
	FRANCE.....		5,000
9001907000	OPTICAL ELEMENTS OF ANY MATERIAL, UNMOUNTED, NESOI X		256,840
	AUSTRIA.....		52,700
	BRAZIL.....		92,500
	DOMINICAN REPUBLIC.....		111,640
9002190000	LENSES FOR CAMERAS, PHOTOGRAPHIC ENLARGERS, NESOI X		3,998
	CANADA.....		3,998
9002190000	OBJECTIVE LENSES AND PARTS, NESOI X		59,622
	UNITED KINGDOM OF GT BRITAIN.....		59,622
9002208000	FILTERS AND PARTS EXCEPT PHOTOGRAPHIC X		15,459
	FRANCE.....		5,182
	ISRAEL.....		5,724
	UNITED KINGDOM OF GT BRITAIN.....		4,553
9003110000	FRAMES AND MOUNTINGS OF PLASTICS DOZ	28	7,100
	SPAIN.....	28	7,100
9003190000	FRAMES AND MOUNTINGS OF OTHER MATERIALS DOZ	368	14,045
	ARGENTINA.....	28	11,394
	TRINIDAD & TOBAGO.....	340	2,851
9003900000	PARTS FOR FRAMES AND MOUNTINGS, SPECTACLES, ETC X		80,639
	ARUBA.....		3,977
	BAHAMAS.....		15,408
	BERMUDA.....		11,069
	CAYMAN ISLANDS.....		3,494
	NETHERLAND ANTIL. EXC ARUBA.....		27,319
	NETHERLANDS.....		5,231
	TRINIDAD & TOBAGO.....		14,141
9004100000	SUNGLASSES DOZ	647	233,650
	ARUBA.....	9	4,574
	BARBADOS.....	117	13,700
	BERMUDA.....	34	2,837
	CAYMAN ISLANDS.....	2	7,405
	DOMINICAN REPUBLIC.....	57	24,251

TABLE 5 - EXPORTS OF MERCHANDISE FROM PUERTO RICO TO FOREIGN COUNTRIES,
BY COMMODITY AND COUNTRY OF DESTINATION: FISCAL YEAR 1999

COMM-CODE	COMMODITY AND UNIT OF QUANTITY	QUANTITY	VALUE-\$
	IRELAND.....	14	6,610
	JAMAICA.....	32	6,029
	NETHERLAND ANTIL. EXC ARUBA.....	8	8,487
	TRINIDAD & TOBAGO.....	6	19,095
	UNITED KINGDOM OF GT BRITAIN.....	2	9,428
9004900000	SPECTACLES, ETC. CORRECTIVE, PROTECTIVE, NESOI DOZ	366	131,234
	REP. OF SOUTH AFRICA.....	96	15,320
9006100000	CAMERAS USE IN PREPARING PRINTING PLATES/CYLINDERS NO	800	5,500
	DOMINICAN REPUBLIC.....	800	5,500
9006300000	CAMERAS FOR UNDERWATER, AERIAL SURVEY, MEDICAL ETC NO	5	19,635
	DOMINICAN REPUBLIC.....	1	7,650
	SWITZERLAND.....	4	11,985
9006520000	PHOTO CAMERAS FOR ROLL FILM OF A WIDTH LESS 35 MM NO	2	10,000
	UNITED KINGDOM OF GT BRITAIN.....	2	10,000
9006530000	PHOTO CAMERAS FOR ROLL FILM OF A WIDTH OF 35 MM NO	303	34,051
	ANTIGUA.....	39	4,775
	DOMINICAN REPUBLIC.....	33	14,957
	GUADELOUPE.....	1	3,725
	MARTINIQUE.....	230	10,594
9006590000	PHOTOGRAPHIC (OTHER THAN CINEMATOGRAPHIC) CAMERAS, NO	435	39,350
	ARGENTINA.....	1	8,000
	DOMINICAN REPUBLIC.....	434	31,350
9006610000	PHOTO DISCHARGE LAMP (ELECTRONIC) FLASHLIGHT APPRTS NO	16	27,856
	IRELAND.....	16	27,856
9006910000	PARTS AND ACCESSORIES FOR PHOTOGRAPHIC CAMERAS X		716,676
	DOMINICAN REPUBLIC.....		709,386
	JAPAN.....		7,290
9006990000	PTS, PHOTOGRAPHIC FLASHLIGHT EXC OF HEADING 8539, X		6,618
	DOMINICAN REPUBLIC.....		6,618
9007110000	CINEMA CAMERAS FOR FILM < 16MM WIDTH, DOUBLE 8MM FL NO	27	3,840
	PANAMA.....	27	3,840
9007204050	PROJECTORS FOR FILM OF LESS THAN 16MM IN WIDTH NO	16	6,590
	NETHERLAND ANTIL. EXC ARUBA.....	16	6,590
9009900000	PART AND ACCESSORIES OF PHOTOCOPYING APPARATUS X		71,772
	COLOMBIA.....		71,772
9010100000	APPARATUS & EQUIP, AUTOMATIC DEVELOPING PHOTO FILM X		2,534
	JAMAICA.....		2,534
9010501000	CONTACT PRINTERS NO	63	10,999
	DOMINICAN REPUBLIC.....	63	10,999
9010506000	APPARATUS AND EQUIPMENT FOR PHOTOGRAPHIC LABS NESOI X		3,688
	NETHERLAND ANTIL. EXC ARUBA.....		3,688
9011800000	OTHER COMPOUND OPTICAL MICROSCOPES, NESOI NO	1	5,895
	DOMINICAN REPUBLIC.....	1	5,895
9011900000	PTS & ACCESSORIES FOR COMPOUND OPTICAL MICROSCOPES X		4,280
	ARGENTINA.....		4,280
9013800000	OPTICAL DEVICES, APPLIANCES AND INSTRUMENTS, NESOI X		55,679
	BRITISH VIRGIN ISLANDS.....		15,800
	CZECH REPUBLIC.....		3,820
	DOMINICAN REPUBLIC.....		33,000
	SWEDEN.....		3,059
9014906000	NAVIGATIONAL INSTRUMENTS & APPLIANCES, NESOI NO	158	74,210
	BRITISH VIRGIN ISLANDS.....	6	51,860
	UNITED KINGDOM OF GT BRITAIN.....	152	22,350
9015400000	PHOTOGRAMMETRIC SURVEYING INSTRUMENTS & APPLNCES X		10,000
	GERMANY.....		10,000
9015808040	GEOGRAPHICAL INSTRUMENTS AND APPLIANCES, NESOI X		4,830
	SINGAPORE.....		4,830
9015808080	SURVEYING, HYDROGRAPHIC, ETC. INST & APPLN, NESOI X		2,675
	JAPAN.....		2,675
9016000000	BALANCES, SENSITIVITY >=5 CG, W OR W/O WGT, & PTS X		7,350
	DOMINICAN REPUBLIC.....		7,350
9017308000	GAUGES FOR MEASURING LENGTH X		4,635
	DOMINICAN REPUBLIC.....		4,635
9017900060	PTS & ACCESS, MEAS LGTH FOR USE IN HAND, NESOI X		17,300
	CHINA, PEOPLE'S REP. (MAINLAND).....		17,300
9018110040	ELECTROCARDIOGRAPHS NO	12	237,201
	JAPAN.....	12	237,201
9018110080	PARTS AND ACCESSORIES FOR ELECTROCARDIOGRAPHS X		26,032,178
	AUSTRALIAN ISLANDS.....		1,683,635
	HONG KONG.....		1,528,445

TABLE 5 - EXPORTS OF MERCHANDISE FROM PUERTO RICO TO FOREIGN COUNTRIES,
BY COMMODITY AND COUNTRY OF DESTINATION: FISCAL YEAR 1989

COMM-CODE	COMMODITY AND UNIT OF QUANTITY	QUANTITY	VALUE-\$
	JAPAN.....		4,924,540
	NETHERLAND ANTIL. EXC ARUBA.....		7,423
	NETHERLANDS.....		17,885,515
	UNITED KINGDOM OF GT BRITAIN.....		2,620
9018120000	ULTRASONIC SCANNING APPARATUS..... NO	8	27,000
	BERMUDA.....	1	9,000
	DOMINICAN REPUBLIC.....	6	9,000
	JAMAICA.....	1	9,000
9018194000	APPARATUS, FUNCTIONAL EXPLORATORY EXAMINATION& PTS..... X		47,981
	GERMANY.....		18,030
	ISRAEL.....		5,402
	SWITZERLAND.....		11,413
	UNITED KINGDOM OF GT BRITAIN.....		15,116
9018195500	PATIENT MONITORING SYSTEMS..... X		92,085
	BRITISH VIRGIN ISLANDS.....		39,200
	CHINA, PEOPLE'S REP. (MAINLAND).....		23,595
	HONG KONG.....		12,740
	NEW ZEALAND ISLANDS.....		16,550
9018197500	PRINTED CIRC ASSEMB, PARAMETER ACQUISITION MODULES..... X		200,376
	SWITZERLAND.....		200,376
9018199550	ELECTRO-DIAGNOSTIC APPARATUS, NESOI..... X		3,812,972
	ARGENTINA.....		3,028
	BELGIUM.....		190,325
	CANADA.....		21,511
	CZECH REPUBLIC.....		8,035
	DOMINICAN REPUBLIC.....		120,000
	GRENADA.....		4,543
	HONG KONG.....		68,880
	HUNGARY.....		2,948
	IRELAND.....		17,241
	ITALY.....		20,400
	JAMAICA.....		3,310
	JAPAN.....		3,218,182
	MALTA & GOZO.....		3,137
	NETHERLANDS.....		33,683
	REP. OF SOUTH AFRICA.....		9,843
	SAUDI ARABIA.....		5,600
	SPAIN.....		18,047
	SWEDEN.....		46,000
	UNITED KINGDOM OF GT BRITAIN.....		14,779
	VENEZUELA.....		5,400
9018199560	PTS & ACCESSORIES FOR ELECTRO-DIAGNOSTIC APPARATUS..... X		7,589,755
	ARGENTINA.....		3,177
	ARUBA.....		2,544
	AUSTRALIAN ISLANDS.....		37,658
	BELGIUM.....		424,580
	BRAZIL.....		11,080
	BRUNEI.....		2,800
	CANADA.....		30,416
	CHINA (TAIWAN).....		7,372
	CHINA, PEOPLE'S REP. (MAINLAND).....		8,660
	CZECH REPUBLIC.....		33,547
	GERMANY.....		88,259
	HONG KONG.....		32,540
	HUNGARY.....		8,274
	IRELAND.....		53,771
	ITALY.....		9,654
	JAPAN.....		3,849,240
	NETHERLAND ANTIL. EXC ARUBA.....		5,572
	NETHERLANDS.....		2,545,719
	PHILIPPINES.....		10,400
	POLAND.....		25,655
	REPUBLIC OF KOREA.....		142,013
	SLOVENIA.....		20,000
	SPAIN.....		71,082
	SWEDEN.....		72,223
	SWITZERLAND.....		18,250
	UNITED KINGDOM OF GT BRITAIN.....		75,292
9018310080	SYRINGES, WITH OR WITHOUT THEIR NEEDLES, NESOI..... NO	2,409,156	2,589,635
	ARUBA.....	19,442	19,440
	AUSTRALIAN ISLANDS.....	4,057	4,056

TABLE 5 - EXPORTS OF MERCHANDISE FROM PUERTO RICO TO FOREIGN COUNTRIES,
BY COMMODITY AND COUNTRY OF DESTINATION: FISCAL YEAR 1999

COMM-CODE	COMMODITY AND UNIT OF QUANTITY	QUANTITY	VALUE-\$
	BARBADOS.....	38,001	38,997
	BELGIUM.....	202,414	209,398
	BRAZIL.....	7,421	7,420
	BRITISH VIRGIN ISLANDS.....	10,001	10,000
	DOMINICAN REPUBLIC.....	111,265	25,527
	FINLAND.....	26,201	26,200
	FRANCE.....	76	2,565
	GERMANY.....	293,710	397,794
	GUYANA.....	7,251	7,250
	INDIA.....	4,877	7,546
	IRELAND.....	400,745	360,177
	JAMAICA.....	3	3,172
	JAPAN.....	1,100,845	1,160,757
	NETHERLAND ANTIL. EXC ARUBA.....	31,821	31,918
	NETHERLANDS.....	35,963	53,636
	SPAIN.....	2,756	35,697
	ST.CHRISTOPHER-NEVIS.....	5,876	5,875
	SWITZERLAND.....	24,053	33,007
	TRINIDAD & TOBAGO.....	9,103	11,860
	UNITED KINGDOM OF GT BRITAIN.....	72,175	137,343
9018310090	PTS FOR SYRINGES, WITH OR WITHOUT THEIR NEEDLES..... X		63,177
	DOMINICAN REPUBLIC.....		21,177
	HONG KONG.....		42,000
9018320000	TUBULAR METAL NEEDLES & NEEDLES FOR SUTURES & PARTS..... X		38,951
	JAMAICA.....		17,135
	NETHERLAND ANTIL. EXC ARUBA.....		3,667
	UNITED KINGDOM OF GT BRITAIN.....		18,149
9018390030	BOUGIES, CATHETERS, DRAINS & SONDES & PTS & ACCESS..... X		37,478,160
	ARGENTINA.....		3,333
	ARUBA.....		11,295
	AUSTRALIAN ISLANDS.....		41,487
	AUSTRIA.....		74,626
	BARBADOS.....		4,369
	BELGIUM.....		5,007,786
	BRAZIL.....		38,636
	BRITISH VIRGIN ISLANDS.....		10,900
	CANADA.....		35,079
	CHINA (TAIWAN).....		18,800
	COLOMBIA.....		13,164
	COSTA RICA.....		84,466
	CROATIA.....		38,280
	CZECH REPUBLIC.....		54,487
	DOMINICAN REPUBLIC.....		4,425,517
	GERMANY.....		13,753
	GREECE.....		2,911
	HONG KONG.....		41,702
	HUNGARY.....		2,849
	INDIA.....		35,755
	IRELAND.....		59,857
	ITALY.....		230,902
	JAPAN.....		23,297,020
	LEBANON.....		5,400
	NETHERLAND ANTIL. EXC ARUBA.....		10,126
	NETHERLANDS.....		404,124
	PANAMA.....		2,620
	PHILIPPINES.....		3,003
	POLAND.....		22,900
	REP. OF SOUTH AFRICA.....		25,975
	REPUBLIC OF KOREA.....		62,087
	SAUDI ARABIA.....		335,682
	SLOVENIA.....		19,400
	SPAIN.....		1,903,836
	SWEDEN.....		363,194
	SWITZERLAND.....		428,759
	TANZANIA.....		4,380
	UNITED KINGDOM OF GT BRITAIN.....		329,452
	VENEZUELA.....		7,968
	YUGOSLAVIA(SERBIA,MONTENEGRO).....		4,500
9018390050	CANNULAE AND THE LIKE AND PART AND ACCESSORIES..... X		27,342,665
	ARUBA.....		8,712
	AUSTRALIAN ISLANDS.....		1,118,294

TABLE 5 - EXPORTS OF MERCHANDISE FROM PUERTO RICO TO FOREIGN COUNTRIES,
BY COMMODITY AND COUNTRY OF DESTINATION: FISCAL YEAR 1999

COMM-CODE	COMMODITY AND UNIT OF QUANTITY	QUANTITY	VALUE-\$
	BAHAMAS.....		43,753
	BARBADOS.....		46,111
	BELGIUM.....		935,720
	BERMUDA.....		29,043
	BRAZIL.....		73,591
	BULGARIA.....		17,775
	CAYMAN ISLANDS.....		8,800
	COSTA RICA.....		249,756
	CZECH REPUBLIC.....		2,870
	DOMINICA.....		10,251
	DOMINICAN REPUBLIC.....		19,042,345
	FRANCE.....		1,006,905
	GERMANY.....		544,402
	GREECE.....		17,168
	HAITI.....		13,676
	HONG KONG.....		63,032
	HUNGARY.....		3,016
	INDIA.....		11,485
	IRELAND.....		10,345
	ITALY.....		352,684
	JAMAICA.....		8,863
	JAPAN.....		572,065
	MALTA @ GOZO.....		11,153
	MEXICO.....		60,850
	NETHERLAND ANTIL. EXC ARUBA.....		43,052
	NETHERLANDS.....		559,764
	NEW ZEALAND ISLANDS.....		19,942
	PORTUGAL.....		13,134
	REP. OF SOUTH AFRICA.....		18,060
	ROMANIA.....		8,178
	SINGAPORE.....		7,204
	SPAIN.....		357,942
	SURINAME.....		6,304
	SWEDEN.....		438,400
	SWITZERLAND.....		714,153
	TRINIDAD @ TOBAGO.....		22,068
	UNITED KINGDOM OF GT BRITAIN.....		824,599
	VENEZUELA.....		49,000
9018410000	DENTAL DRILL ENGINES AND PARTS AND ACCESSORIES.....	X	4,797
	ITALY.....		4,797
9018490000	INST & APPLN FOR DENTAL SCIENCE, & PTS & ACC, NESOI.....	X	320,148
	DOMINICAN REPUBLIC.....		281,725
	JAPAN.....		22,893
	TURKEY.....		15,530
9018500000	OTHER OPHTHALMIC INSTRUMENTS & APPLIANCES & PARTS.....	X	459,538
	BAHAMAS.....		7,545
	BARBADOS.....		4,859
	DOMINICAN REPUBLIC.....		6,918
	GUYANA.....		3,289
	JAPAN.....		48,906
	UNITED KINGDOM OF GT BRITAIN.....		388,021
9018901500	OPTICAL INSTRUMENTS AND APPLIANCES & PARTS, NESOI.....	X	258,035
	JAPAN.....		211,667
	NETHERLANDS.....		36,788
	UNITED KINGDOM OF GT BRITAIN.....		9,580
9018903000	ANESTHETIC INSTRUMENTS AND APPLIANCES AND PARTS.....	X	139,023
	BELGIUM.....		27,255
	BRAZIL.....		24,600
	CHINA, PEOPLE'S REP. (MAINLAND).....		2,503
	INDIA.....		3,167
	MEXICO.....		36,265
	SWEDEN.....		3,159
	UNITED KINGDOM OF GT BRITAIN.....		42,074
9018904000	PERCUSSION HAMMERS, STETHOSCOPES & PTS OF STETHOSCOPE.....	X	21,044
	NETHERLAND ANTIL. EXC ARUBA.....		21,044
9018905000	SPHYGMOMANOMETERS, TENSIMETERS ETC, PTS & ACCESS.....	X	63,208
	DOMINICAN REPUBLIC.....		2,708
	IRELAND.....		60,500
9018906000	ELECTRO-SURGICAL INSTRUMENTS & APPLIANCES & PARTS.....	X	2,187,731
	AUSTRALIAN ISLANDS.....		1,110,999
	BRAZIL.....		33,712

TABLE 5 - EXPORTS OF MERCHANDISE FROM PUERTO RICO TO FOREIGN COUNTRIES,
BY COMMODITY AND COUNTRY OF DESTINATION: FISCAL YEAR 1999

COMM-CODE	COMMODITY AND UNIT OF QUANTITY	QUANTITY	VALUE-\$
	FRANCE.....		164,863
	GERMANY.....		82,319
	HONG KONG.....		13,852
	ITALY.....		89,312
	JAPAN.....		458,269
	NETHERLANDS.....		126,547
	REPUBLIC OF KOREA.....		8,383
	SWITZERLAND.....		27,413
	UNITED KINGDOM OF GT BRITAIN.....		72,062
9018907020	DIALYSIS INSTRUMENTS AND APPARATUS.....	X	484,101
	ANGUILLA.....		55,121
	BARBADOS.....		2,730
	BRITISH VIRGIN ISLANDS.....		16,403
	DOMINICAN REPUBLIC.....		115,363
	FRANCE.....		8,377
	JAMAICA.....		110,924
	NETHERLAND ANTIL. EXC ARUBA.....		92,048
	TRINIDAD & TOBAGO.....		83,135
9018907060	OTHER THERAPEUTIC APPLIANCES AND INSTRUMENTS, NESOI.....	X	240,350
	HONG KONG.....		8,400
	JAMAICA.....		2,640
	NETHERLANDS.....		229,310
9018907070	PTS & ACCESSORIES OF DIALYSIS INST & APPARATUS.....	X	1,471,556
	AUSTRIA.....		10,385
	BELGIUM.....		1,217,676
	DOMINICAN REPUBLIC.....		57,163
	ITALY.....		155,720
	SWITZERLAND.....		10,464
	TRINIDAD & TOBAGO.....		20,148
9018907080	ELECTRO-MEDICAL INST & APPLIANCES & PARTS, NESOI.....	X	15,135,523
	AUSTRALIAN ISLANDS.....		43,240
	AUSTRIA.....		60,580
	BELGIUM.....		10,930,846
	CANADA.....		9,658
	DOMINICAN REPUBLIC.....		53,898
	ISRAEL.....		71,879
	ITALY.....		18,472
	JAPAN.....		2,651,198
	REPUBLIC OF KOREA.....		287,484
	SPAIN.....		471,407
	SWEDEN.....		99,824
	SWITZERLAND.....		156,345
	UNITED KINGDOM OF GT BRITAIN.....		280,592
9018908000	INST & APPLIANCES FOR MEDICAL, SURGICAL, ETC, NESOI.....	X	95,316,286
	AFGHANISTAN.....		431,684
	ANDORRA.....		10,507
	ARGENTINA.....		175,502
	ARUBA.....		14,600
	AUSTRALIAN ISLANDS.....		239,984
	BAHAMAS.....		5,366
	BARBADOS.....		37,327
	BELGIUM.....		4,024,809
	BRAZIL.....		170,523
	BRITISH VIRGIN ISLANDS.....		35,000
	CANADA.....		1,012,012
	CHINA (TAIWAN).....		24,816
	CHINA, PEOPLE'S REP. (MAINLAND).....		146,676
	COLOMBIA.....		82,214
	COSTA RICA.....		329,165
	DOMINICAN REPUBLIC.....		60,330,459
	FRANCE.....		534,014
	GERMANY.....		2,201,806
	GUATEMALA.....		26,450
	HONDURAS.....		2,615
	HONG KONG.....		420,120
	HUNGARY.....		3,024
	INDIA.....		723,882
	IRELAND.....		142,990
	ISRAEL.....		17,500
	ITALY.....		330,383
	JAMAICA.....		11,810

TABLE 5 - EXPORTS OF MERCHANDISE FROM PUERTO RICO TO FOREIGN COUNTRIES,
BY COMMODITY AND COUNTRY OF DESTINATION: FISCAL YEAR 1999

COMM-CODE	COMMODITY AND UNIT OF QUANTITY	QUANTITY	VALUE-\$
	JAPAN.....		11,461,104
	MALTA • GOZO.....		4,000
	MEXICO.....		2,403,349
	NETHERLAND ANTIL. EXC ARUBA.....		83,920
	NETHERLANDS.....		7,423,626
	NEW ZEALAND ISLANDS.....		18,308
	PAKISTAN.....		86,132
	PHILIPPINES.....		16,614
	REPUBLIC OF KOREA.....		544,729
	SINGAPORE.....		82,281
	SLOVENIA.....		2,660
	SPAIN.....		6,438
	SWEDEN.....		58,073
	SWITZERLAND.....		100,587
	THAILAND.....		56,683
	TRINIDAD • TOBAGO.....		34,022
	UNITED ARAB EMIRATES.....		111,412
	UNITED KINGDOM OF GT BRITAIN.....		1,190,037
	URUGUAY.....		143,244
	VENEZUELA.....		3,869
9019200000	OZONE,OXYGEN,ETC THERAPY, RESPIRATION APPARATUS,PT	X	121,844
	CANADA.....		9,006
	COLOMBIA.....		36,509
	DOMINICAN REPUBLIC.....		29,766
	GERMANY.....		34,184
	PANAMA.....		12,379
9020008000	BREATHING APPLN & GAS MASK, & PARTS & ACCESS,NESOI	X	13,400
	BRITISH VIRGIN ISLANDS.....		13,400
9021110000	ARTIFICIAL JOINTS AND PARTS AND ACCESSORIES	X	836,362
	ARGENTINA.....		71,850
	ARUBA.....		3,251
	BARBADOS.....		4,560
	BELGIUM.....		291,916
	GUATEMALA.....		4,125
	IRELAND.....		5,322
	ITALY.....		25,349
	MEXICO.....		91,550
	NETHERLANDS.....		234,240
	NEW ZEALAND ISLANDS.....		8,313
	PANAMA.....		4,248
	REPUBLIC OF KOREA.....		46,170
	UNITED KINGDOM OF GT BRITAIN.....		45,468
9021194000	BONE PLATES,SCREWS&NAILS,&OTH INTERNAL, FIX DEVICE	X	65,622
	AUSTRALIAN ISLANDS.....		4,545
	CANADA.....		9,816
	GREECE.....		7,104
	NETHERLANDS.....		23,157
	REP. OF SOUTH AFRICA.....		21,000
9021198500	ORTHOPEDIC OR FRACTURE APPLIANCES & PTS, NESOI	X	633,696
	BELGIUM.....		181,760
	FRANCE.....		106,705
	JAPAN.....		92,900
	MEXICO.....		3,750
	NETHERLANDS.....		148,480
9021214000	ARTIFICIAL TEETH OF PLASTIC & PTS AND ACCESSORIES	X	335,187
	FINLAND.....		275,744
	NETHERLANDS.....		54,825
	SPAIN.....		4,618
9021300000	OTH ARTIFICIAL PTS OF THE BODY & PTS & ACCESSORIES	X	12,628,697
	ARGENTINA.....		67,050
	AUSTRALIAN ISLANDS.....		246,842
	AUSTRIA.....		303,535
	BELGIUM.....		1,980,525
	DENMARK.....		70,575
	FRANCE.....		576,320
	GERMANY.....		3,829,203
	HONG KONG.....		31,920
	INDIA.....		739,909
	IRELAND.....		3,473
	ITALY.....		116,680
	JAPAN.....		210,117

TABLE 5 - EXPORTS OF MERCHANDISE FROM PUERTO RICO TO FOREIGN COUNTRIES,
BY COMMODITY AND COUNTRY OF DESTINATION: FISCAL YEAR 1999

COMM-CODE	COMMODITY AND UNIT OF QUANTITY	QUANTITY	VALUE-\$
	NETHERLANDS.....		3,785,152
	REPUBLIC OF KOREA.....		180,395
	SINGAPORE.....		83,856
	SPAIN.....		9,825
	SWITZERLAND.....		207,470
	TURKEY.....		211,650
	VENEZUELA.....		4,200
9021400000	HEARING AIDS, EXCLUDING PARTS AND ACCESSORIES NO 4	4	3,540
	ISRAEL.....	4	3,540
9021500000	PACEMAKERS FOR STIMULATING HEART MUSCLES, EXC PTS NO 96,983	96,983	39,852,556
	ARGENTINA.....	59	53,100
	AUSTRALIAN ISLANDS.....	7,473	3,016,015
	CZECH REPUBLIC.....	4	4,423
	GUATEMALA.....	1	8,250
	HONG KONG.....	3,981	1,275,498
	JAPAN.....	6,067	6,959,242
	NETHERLANDS.....	79,361	28,453,884
	NEW ZEALAND ISLANDS.....	9	12,509
	REPUBLIC OF KOREA.....	21	29,295
	URUGUAY.....	1	26,800
	VENEZUELA.....	6	13,740
9021900000	APPLIANCES WORN,CARRIED,IMPLANTED IN BODY&PT,NESOI X		387,327
	ARUBA.....		2,975
	CANADA.....		357,247
	JAPAN.....		7,540
	UNITED KINGDOM OF GT BRITAIN.....		19,565
9022140000	APPTS BASE ON X-RAY, MEDICAL,SURGICAL,VETNRY,NESOI X		40,700
	BAHAMAS.....		40,700
9022190000	APPARATUS BASE ON X-RAY FOR OTH USE,EX MEDICAL,ETC X		7,164
	UNITED KINGDOM OF GT BRITAIN.....		7,164
9022300000	X-RAY TUBES NO 13	13	99,000
	DOMINICAN REPUBLIC.....	13	99,000
9022904000	PARTS AND ACCESSORIES OF X-RAY TUBES X		3,800
	MEXICO.....		3,800
9022907000	PARTS & ACCESS OF IONIZATION TYPE SMOKE DETECTORS X		22,500
	VENEZUELA.....		22,500
9022908000	PARTS,USE ALPHA,BETA/GAMMA RADIATIONS, ETC, NESOI X		106,232
	NETHERLANDS.....		58,880
	REPUBLIC OF KOREA.....		47,352
9023000000	INST, APPTS&MODELS,FOR DEMONSTRATIONAL USE& PARTS X		24,381
	BAHAMAS.....		16,000
	GRENADA.....		8,381
9024800000	MACHINE&APPLIANCE,TEST HARDNESS,STRENGTH,ETC,NESOI X		246,951
	BARBADOS.....		5,959
	DOMINICAN REPUBLIC.....		156,000
	FRANCE.....		9,992
	IRELAND.....		75,000
9024900000	PTS, MACHINE & APPLN, TEST HARDNESS/STRENGTH, ETC X		261,513
	DOMINICAN REPUBLIC.....		116,285
	HONG KONG.....		100,261
	JAPAN.....		44,967
9025805050	HYDROMETERS, HYGROMETERS,PSYCHROMETERS,ETC,NESOI NO 34	34	32,280
	BRAZIL.....	8	16,300
	UNITED KINGDOM OF GT BRITAIN.....	26	15,980
9026105000	FLOW METER FOR MEAS/CHECKING FLOW/LEVEL OF LIQUIDS NO 2	2	13,468
	DOMINICAN REPUBLIC.....	1	3,500
	REPUBLIC OF KOREA.....	1	9,968
9026107000	INST & APPRTS, MEAS/CHECK FLOW/LEVEL OF LIQ, NESOI NO 363	363	282,055
	DOMINICAN REPUBLIC.....	363	282,055
9026800000	INST MEASURE/CHECKING VARIABLE OF LIQ/GASES, NESOI NO 204	204	74,132
	DOMINICAN REPUBLIC.....	204	74,132
9026900000	PTS, INST & APPRTS MEASURE/CHECK VARIABLES LIQ/GAS X		9,510
	AFGHANISTAN.....		6,572
	ISRAEL.....		2,938
9027100000	GAS OR SMOKE ANALYSIS APPARATUS X		15,098
	POLAND.....		5,250
	TRINIDAD & TOBAGO.....		9,848
9027205030	ELECTRICAL ELECTROPHORESIS INSTRUMENTS NO 36	36	17,933
	SWEDEN.....	36	17,933
9027209000	CHROMATOGRAPHS & ELECTROPHORESIS INST, NESOI NO 9	9	51,921
	FRANCE.....	3	9,861

TABLE 5 - EXPORTS OF MERCHANDISE FROM PUERTO RICO TO FOREIGN COUNTRIES,
BY COMMODITY AND COUNTRY OF DESTINATION: FISCAL YEAR 1999

COMM-CODE	COMMODITY AND UNIT OF QUANTITY	QUANTITY	VALUE-\$
	JAPAN.....	1	25,000
	RUSSIA.....	5	17,060
9027304040	SPECTROPHOTOMETERS USING OPTICAL RAD NONELECTRICAL NO	4	68,352
	BELGIUM.....	4	68,352
9027304080	ELEC SPECTROMETERS & SPECTROGRAPHS ETC., OPT RADTN NO	2	49,737
	SWITZERLAND.....	1	37,137
	UNITED KINGDOM OF GT BRITAIN.....	1	12,600
9027308080	SPECTROMETERS & SPECTROGRAPH,OPT RAD,NONELEC,NESOI NO	1	4,528
	BERMUDA.....	1	4,528
9027509000	INST,PHYSICAL/CHEM ANALYSIS OPT RADIATION,NESOI NO	19	39,737
	DOMINICAN REPUBLIC.....	13	3,000
	UNITED KINGDOM OF GT BRITAIN.....	6	36,737
9027803100	ELECTROCHEMICAL INSTRUMENTS AND APPARATUS, NO	1	3,177
	FRANCE.....	1	3,177
9027803200	CHEMICAL INSTRUMENTS AND APPARATUS, NESOI NO	1	40,000
	MEXICO.....	1	40,000
9027808000	INST, MEASURING/CHECKING VISCOSITY ETC, NESOI NO	507	111,875
	BARBADOS.....	1	9,443
	NETHERLANDS.....	504	78,000
	PANAMA.....	1	6,432
	SPAIN.....	1	18,000
9027905440	PTS & ACCESSORIES OF ARTICLES OF SCHB 9027.40.0000 X		13,521
	NETHERLANDS.....		13,521
9027908950	PTS & ACCESS OF INST & APPTS FOR PHYSICAL/CHEM ETC X		16,083
	NETHERLANDS.....		10,347
	UNITED KINGDOM OF GT BRITAIN.....		5,736
9028200000	LIQUID METERS NO	14,335	3,112,249
	BRITISH VIRGIN ISLANDS.....	1,000	29,175
	CAYMAN ISLANDS.....	400	8,754
	DOMINICAN REPUBLIC.....	189	176,600
	GUATEMALA.....	622	45,660
	NETHERLAND ANTIL. EXC ARUBA.....	400	13,330
	SAUDI ARABIA.....	10,277	1,750,152
	ST.CHRISTOPHER-NEVIS.....	300	11,916
	UNITED KINGDOM OF GT BRITAIN.....	5	4,188
	URUGUAY.....	1,142	1,072,474
9028900040	PARTS AND ACCESSORIES OF ELECTRICITY METERS X		694,121
	ISRAEL.....		13,976
	SAUDI ARABIA.....		680,145
9028900080	PTS & ACCESSORIES,GAS,LIQUID OR PRODUCTION METERS X		1,866,435
	ANTIGUA.....		7,303
	AUSTRALIAN ISLANDS.....		78,689
	BELGIUM.....		16,660
	CAYMAN ISLANDS.....		4,377
	COLOMBIA.....		11,800
	DOMINICAN REPUBLIC.....		392,000
	GUATEMALA.....		16,000
	JAMAICA.....		22,395
	MEXICO.....		108,196
	NETHERLAND ANTIL. EXC ARUBA.....		32,659
	SAUDI ARABIA.....		2,536
	SPAIN.....		12,175
	ST.VINCENT & THE GRENADINES.....		3,345
	TURKS & CAICOS ISLANDS.....		5,652
	UNITED KINGDOM OF GT BRITAIN.....		589,256
	URUGUAY.....		565,390
9029100000	REVOLUTION COUNTERS, PRODUCTION COUNTERS, ETC X		47,833
	CANADA.....		47,833
9029900000	PTS FOR REVOLUTION COUNTERS, ODOMETER, ETC X		422,723
	BULGARIA.....		149,327
	CANADA.....		4,558
	CHINA (TAIWAN).....		3,164
	DOMINICAN REPUBLIC.....		41,575
	FRANCE.....		3,345
	GERMANY.....		68,891
	POLAND.....		9,075
	SINGAPORE.....		16,200
	UNITED KINGDOM OF GT BRITAIN.....		125,588
9030100000	INST FOR MEASURING/DETECTING IONIZING RADIATIONS NO	3,959	286,599
	CANADA.....	1	13,371
	DOMINICAN REPUBLIC.....	16	224,024

TABLE 5 - EXPORTS OF MERCHANDISE FROM PUERTO RICO TO FOREIGN COUNTRIES,
BY COMMODITY AND COUNTRY OF DESTINATION: FISCAL YEAR 1999

COMM-CODE	COMMODITY AND UNIT OF QUANTITY	QUANTITY	VALUE-\$
9030390040	NETHERLANDS.....	3,942	49,204
	APPARATUS TO TEST VOLTAGE OR CURRENT OR RESISTANCE X		254,825
	BARBADOS.....		11,276
	DOMINICAN REPUBLIC.....		77,529
	MALAYSIA.....		15,600
9030390080	SWITZERLAND.....		101,220
	UNITED ARAB EMIRATES.....		49,200
	INST&APPTS FOR MEASURING/CHECKING POWER, NESOI X		271,043
	DOMINICAN REPUBLIC.....		58,082
	FRANCE.....		51,245
	ITALY.....		10,990
	UNITED ARAB EMIRATES.....		25,000
	UNITED KINGDOM OF GT BRITAIN.....		5,036
	VENEZUELA.....		120,700
	OTH INST, SPECIALLY DESIGNED FOR TELECOMMUNICATION X		3,033,571
9030400000	DOMINICAN REPUBLIC.....		2,987,999
	NETHERLANDS.....		34,020
	UNITED KINGDOM OF GT BRITAIN.....		6,552
	VENEZUELA.....		5,000
	PARTS AND ACCESS OF ARTI OF SUBHDG 9030.82 OR .83 X		46,088
9030908050	MALAYSIA.....		46,088
	PTS & ACCESS OF ARTICLES OF SCHB SUBHDG 9030, NESOI X		28,874
9030908060	ARUBA.....		9,540
	JAPAN.....		19,334
9031498000	OPTICAL INSTRUMENTS AND APPLIANCES NESOI X		15,050
	JAPAN.....		15,050
9031808060	EQUIP, TESTING ELEC CHARACTERISTICS OF ENGINES X		1,228,375
	JAPAN.....		1,105,282
	MEXICO.....		42,168
	NETHERLANDS.....		80,925
9031808080	MEASURE/CHECK INST,APPLN&MACHINES,NESOI IN CHAP 90 X		52,536
	JAMAICA.....		27,536
	UNITED ARAB EMIRATES.....		25,000
	THERMOSTATS NO	651,833	7,683,739
9032100000	CHINA,PEOPLE'S REP. (MAINLAND).....	345	213,161
	DOMINICAN REPUBLIC.....	643,626	7,333,074
	HONG KONG.....	1,139	61,704
	LITHUANIA.....	1,100	5,137
	SINGAPORE.....	5,550	26,940
	SPAIN.....	53	10,383
	ST. LUCIA.....	2	4,736
	UNITED KINGDOM OF GT BRITAIN.....	18	8,604
	CONTROL INST,AIR CONDITIONING,HEATING SYSTEMS ETC X		42,688
	DOMINICAN REPUBLIC.....		42,688
9032896020	PROCESS CONTROL INST&APPTS FOR TEMPERATURE CONTROL NO	251	12,500
	DOMINICAN REPUBLIC.....	251	12,500
9032896040	PROCESS CONTROL INST&APPTS,PRESSURE DRAFT CONTROL NO	82	166,719
	CANADA.....	72	152,119
	JAPAN.....	10	14,600
9032896085	AUTOMATIC REGULATING/CONTROLLING INST NESOI X		3,191
	ARGENTINA.....		3,191
9032900000	PTS, AUTOM REGULATING/CONTROLLING INST & APPRTS X		318,240
	CHINA,PEOPLE'S REP. (MAINLAND).....		59,079
	DOMINICAN REPUBLIC.....		50,564
	MEXICO.....		202,104
	UNITED KINGDOM OF GT BRITAIN.....		6,493
9033000000	PTS, NESOI FOR MACHINES,APPLN,INST/APPTS OF CHAP90 X		5,037,557
	ARGENTINA.....		7,314
	ARUBA.....		3,750
	AUSTRALIAN ISLANDS.....		3,249
	CHINA (TAIWAN).....		24,660
	COSTA RICA.....		3,625
	CZECH REPUBLIC.....		2,800
	DOMINICAN REPUBLIC.....		66,238
	FRANCE.....		306,323
	GERMANY.....		2,824,394
	GUADELOUPE.....		8,834
	HAITI.....		4,720
	HONG KONG.....		19,234
	IRELAND.....		87,636
	JAPAN.....		405,447

TABLE 5 - EXPORTS OF MERCHANDISE FROM PUERTO RICO TO FOREIGN COUNTRIES,
BY COMMODITY AND COUNTRY OF DESTINATION: FISCAL YEAR 1989

COMM-CODE	COMMODITY AND UNIT OF QUANTITY	QUANTITY	VALUE-\$
	MEXICO.....		11,035
	NETHERLAND ANTIL. EXC ARUBA.....		14,188
	NETHERLANDS.....		907,251
	SINGAPORE.....		206,559
	ST. LUCIA.....		10,000
	ST. CHRISTOPHER-NEVIS.....		3,098
	SURINAME.....		4,300
	THAILAND.....		4,849
	TRINIDAD & TOBAGO.....		86,191
	UNITED KINGDOM OF GT BRITAIN.....		42,062
	CLOCKS AND WATCHES AND PARTS THEREOF..... TOTAL		721,172
9101110000	WRST WATCH, ELEC OPER, PRECIOUS METAL, MECH DISPLAY NO	493	6,840
	HONG KONG.....	493	6,840
9101190000	WRIST WATCH, ELECTRICALLY OPER, PRECIOUS METAL, NES NO	358	14,884
	NETHERLAND ANTIL. EXC ARUBA.....	357	4,318
	SWITZERLAND.....	1	10,586
9102110000	WRST WATCH, ELEC OPER, MECHANICAL DISPLY, BASE METAL NO	515	46,905
	ARUBA.....	22	7,603
	BAHAMAS.....	493	39,302
9102190000	WRIST WATCHES, ELEC OPR, W OTHER DISPLY, BASE METAL NO	55	40,000
	COLOMBIA.....	55	40,000
9102290000	WRIST WATCHES, NT BATTERY, BASE METAL, W/O AUTOMAT NO	1,242	31,316
	DOMINICAN REPUBLIC.....	258	9,671
	SWITZERLAND.....	984	21,645
9106100000	TIME REGISTERS; TIME-RECORDERS NO	266	7,874
	HONDURAS.....	16	2,624
	POLAND.....	250	5,250
9108190000	WATCH MOVEMENTS, COMPL & ASSEM, ELEC OPER, NESOI NO	716	4,029
	NETHERLAND ANTIL. EXC ARUBA.....	716	4,029
9110800000	COMPL CLK MOVEMNT, UNASSEMBLE/PTLY ASSEM, ROUGH ETC X		4,638
	DOMINICAN REPUBLIC.....		4,638
9111900000	PTS, WATCH CASES OF PRECIOUS METAL OR BASE METAL NO	17	106,926
	NETHERLAND ANTIL. EXC ARUBA.....	17	106,926
9113100000	WATCH BANDS ETC, OF PRCS METAL/METAL CLAD W PRCS MT X		233,531
	ARUBA.....		79,896
	NETHERLAND ANTIL. EXC ARUBA.....		153,635
9113900000	PARTS FOR WATCH STRAPS, BANDS, AND BRACELETS, NESOI X		215,729
	HONG KONG.....		211,578
	NETHERLAND ANTIL. EXC ARUBA.....		4,151
9114200000	CLOCK OR WATCH JEWELS NO	1	5,000
	SWITZERLAND.....	1	5,000
9114900000	PARTS FOR CLOCKS OR WATCHES, NESOI X		3,500
	FRANCE.....		3,500
	MUSICAL INSTRUMENTS; PARTS AND ACCESSORIES OF SUCH ARTICLES..... TOTAL		381,763
9201900000	PIANOS, NESOI NO	1	4,000
	BRITISH VIRGIN ISLANDS.....	1	4,000
9202903000	GUITARS NO	124	104,213
	JAPAN.....	124	104,213
9202906000	STRING MUSICAL INSTRUMENTS, NESOI NO	160	26,320
	UNITED KINGDOM OF GT BRITAIN.....	160	26,320
9207900080	MUSICAL INSTRUMENTS, ELECTRICALLY AMPLIFIED, NESOI NO	538	77,345
	VENEZUELA.....	538	77,345
9208100000	MUSIC BOXES NO	18	7,200
	PANAMA.....	18	7,200
9208900040	MUSICAL INST, NOT IN ANY OTHER HEADING OF CHAP. 92 NO	45	82,740
	VENEZUELA.....	45	82,740
9209100000	METRONOMES, TUNING FORKS AND PITCH PIPES X		2,722
	ST. CHRISTOPHER-NEVIS.....		2,722
9209300000	PARTS AND ACCESSORIES FOR STRING MUSICAL INSTRMNTS NO	576	5,759
	NETHERLANDS.....	576	5,759
9209920000	PTS & ACCESSORIES FOR MUSICAL INST OF HEADING 9202 X		20,964
	REPUBLIC OF KOREA.....		20,964
9209940000	PTS & ACCESSORIES FOR MUSICAL INST OF HEADING 9207 X		50,500
	DOMINICAN REPUBLIC.....		50,500

TABLE 5 - EXPORTS OF MERCHANDISE FROM PUERTO RICO TO FOREIGN COUNTRIES,
BY COMMODITY AND COUNTRY OF DESTINATION: FISCAL YEAR 1999

COMM-CODE	COMMODITY AND UNIT OF QUANTITY	QUANTITY	VALUE-\$
	ARMS AND AMMUNITION;PARTS AND ACCESSORIES THEREOF..... TOTAL		44,448
	ARMS AND AMMUNITION;PARTS AND ACCESSORIES THEREOF..... TOTAL		44,446
9306304030	CARTRIDGES CONTAINING A PROJECTILE, NESOI THS 2	2	18,313
	GERMANY..... 2	2	18,313
9306308000	PARTS OF CARTRIDGES, NESOI X		3,525
	HONDURAS.....		3,525
9306900060	PARTS FOR GUIDED MISSILES X		22,608
	UNITED KINGDOM OF GT BRITAIN.....		22,608
	MISCELLANEOUS MANUFACTURED ARTICLES..... TOTAL		12,876,174
	FURNITURE;BEDDING,MATTRESSES,MATTRESS SUPPORTS,CUSHIONS AND SIMILAR STUFFED FURNISHINGS;LAMPS AND LIGHTING FITTINGS, NOT ELSEWHERE SPECIFIED OR INCLUDED; ILLUMINATED SIGNS, ILLUMINATED NAME-PLATES AND THE LIKE,PREFABRICATED BUILDINGS..... TOTAL		5,040,603
9401200000	SEATS OF A KIND USED FOR MOTOR VEHICLES NO 113	113	3,366
	NETHERLAND ANTIL. EXC ARUBA..... 113	113	3,366
9401616000	SEATS WITH WOODEN FRAMES, UPHOLSTERED, NESOI NO 1,533	1,533	57,200
	DOMINICAN REPUBLIC..... 1,533	1,533	57,200
9401693000	CHAIRS, EXCEPT UPHOLSTERED WITH WOODEN FRAMES NO 599	599	39,538
	BRITISH VIRGIN ISLANDS..... 490	490	15,010
	ST.CHRISTOPHER-NEVIS..... 109	109	24,528
9401710000	SEATS WITH METAL FRAMES, UPHOLSTERED NO 755	755	14,092
	DOMINICAN REPUBLIC..... 755	755	14,092
9401901080	SEAT PARTS OF A KIND USED FOR MOTOR VEHICLES,NESOI X		5,165
	CANADA.....		5,165
9401906000	PARTS OF SEATS, NESOI X		78,160
	BELIZE.....		78,160
9402100000	DENTISTS', BARBERS OR SIMILAR CHAIRS AND PARTS X		345,402
	ARUBA.....		5,200
	BRITISH VIRGIN ISLANDS.....		2,800
	JAPAN.....		327,608
	NETHERLAND ANTIL. EXC ARUBA.....		9,796
9402900020	MEDICAL SURGICAL DENTAL/VETERINARY FURNITURE, NESOI X		8,628
	DOMINICAN REPUBLIC.....		5,000
	PANAMA.....		3,628
9403100020	METAL FILING CABINETS OF A KIND USED IN OFFICES X		8,000
	ST. LUCIA.....		8,000
9403100040	METAL FURNITURE OF A KIND USED IN OFFICE, NESOI X		114,625
	CHILE.....		17,977
	DOMINICAN REPUBLIC.....		50,000
	NETHERLAND ANTIL. EXC ARUBA.....		5,648
	PANAMA.....		41,000
9403200010	METAL FURNITURE OF A KIND USED IN HOUSEHOLD X		54,154
	BRITISH VIRGIN ISLANDS.....		16,904
	DOMINICAN REPUBLIC.....		27,250
	MEXICO.....		10,000
9403200020	METAL FURNITURE COUNTERS, LOCKERS ETC, EXC OFFICE X		85,715
	DOMINICAN REPUBLIC.....		85,715
9403200030	METAL FURNITURE AND PARTS, NESOI X		246,254
	ANGUILLA.....		9,360
	BRITISH VIRGIN ISLANDS.....		50,046
	COSTA RICA.....		5,000
	DOMINICAN REPUBLIC.....		163,088
	HAITI.....		12,550
	VENEZUELA.....		6,200
9403300000	WOODEN FURNITURE OF A KIND USED IN OFFICES X		166,387
	ST. LUCIA.....		31,528
	ST.CHRISTOPHER-NEVIS.....		122,258
	VENEZUELA.....		12,601
9403409060	WOODEN CABINET, FOR USE IN THE KITCHEN X		5,309

TABLE 5 - EXPORTS OF MERCHANDISE FROM PUERTO RICO TO FOREIGN COUNTRIES,
BY COMMODITY AND COUNTRY OF DESTINATION: FISCAL YEAR 1999

COMM-CODE	COMMODITY AND UNIT OF QUANTITY	QUANTITY	VALUE-\$
9403500000	BRITISH VIRGIN ISLANDS.....		5,309
	WOODEN FURNITURE OF A KIND USED IN THE BEDROOM..... X		49,872
	ANGUILLA.....		4,470
	BERMUDA.....		37,352
	DOMINICAN REPUBLIC.....		4,000
	IRELAND.....		4,050
9403600000	WOODEN FURNITURE, NESOI..... X		469,559
	ANGUILLA.....		7,026
	ANTIGUA.....		103,129
	BARBADOS.....		60,000
	BRITISH VIRGIN ISLANDS.....		74,337
	DOMINICAN REPUBLIC.....		123,771
	HAWAII.....		12,000
	NETHERLAND ANTIL. EXC ARUBA.....		38,756
	PANAMA.....		3,500
	ST. LUCIA.....		8,060
	ST. CHRISTOPHER-NEVIS.....		3,980
	TRINIDAD & TOBAGO.....		35,000
9403700000	FURNITURE OF PLASTICS..... X		46,525
	COSTA RICA.....		11,525
	DOMINICAN REPUBLIC.....		35,000
9403800000	FURNITURE OF CANE, BAMBOO OR SIMILAR MATERIAL, NESOI..... X		113,870
	ANTIGUA.....		45,476
	BARBADOS.....		14,330
	GERMANY.....		31,594
	IRELAND.....		11,050
	NETHERLAND ANTIL. EXC ARUBA.....		11,420
9403905500	PTS. OF FURNITURE RUB/PLASTIC FOR MOTOR VEHICLES..... X		9,720
	BRITISH VIRGIN ISLANDS.....		9,720
9403909000	PARTS OF FURNITURE NESOI..... X		77,378
	ANTIGUA.....		59,962
	CANADA.....		6,238
	DOMINICAN REPUBLIC.....		11,176
9404100000	MATTRESS SUPPORTS..... NO	64	16,452
	BRITISH VIRGIN ISLANDS.....	23	3,000
	TRINIDAD & TOBAGO.....	41	13,452
9404210000	MATTRESS OF CELLULAR RUBBER OR PLASTICS..... NO	219	36,537
	TRINIDAD & TOBAGO.....	219	36,537
9404290000	MATTRESSES OF OTHER THAN CELLULAR RUB/PLASTICS..... NO	1,542	61,329
	DOMINICAN REPUBLIC.....	102	19,569
	GERMANY.....	1,440	41,760
9404904000	PILLOWS, CUSHIONS, AND SIMILAR FURNISHING..... X		35,356
	BRITISH VIRGIN ISLANDS.....		7,120
	DOMINICAN REPUBLIC.....		5,300
	NETHERLAND ANTIL. EXC ARUBA.....		22,936
9405101000	CHANDELIERS & OTH ELEC CEILING/WALL LGHT, HOUSEHOLD..... NO	2,518	35,612
	DOMINICAN REPUBLIC.....	2,518	35,612
9405103000	CHANDELIERS, ELEC CEILING/WALL LGHT, EXC HOUSEHOLD..... NO	7,345	1,164,680
	BELGIUM.....	99	19,266
	CHILE.....	6	10,000
	DOMINICAN REPUBLIC..... 372	7,301	1,132,283
	SINGAPORE.....	5	3,131
9405201000	ELEC TABLE, DESK, BEDSIDE/FLOOR LAMP FOR HOUSEHOLD..... NO	199	5,667
	DOMINICAN REPUBLIC.....	11	2,859
	MONTserrat.....	188	3,008
9405400000	ELECTRIC LAMPS AND LIGHTING FITTINGS, NESOI..... NO	730	115,293
	CANADA.....	551	15,293
	DOMINICAN REPUBLIC.....	179	100,000
9405500000	NON-ELECTRICAL LAMPS AND LIGHTING FITTINGS..... NO	1	10,000
	ARUBA.....	1	10,000
9405600000	ILLUMINATED SIGNS, ILLUMINATED NAMEPLATES AND THE..... NO	15	65,778
	ARUBA.....	1	11,535
	BELIZE.....	1	7,650
	BRITISH VIRGIN ISLANDS.....	1	4,500
	DOMINICAN REPUBLIC.....	8	7,773
	NETHERLAND ANTIL. EXC ARUBA.....	2	30,177
	SPAIN.....	2	4,143
9405910000	PARTS OF GLASS FOR LAMPS AND LIGHTING FITTINGS..... X		15,500
	DOMINICAN REPUBLIC.....		15,500
9405920000	LAMPS PARTS OF PLASTICS..... X		502,271
	COSTA RICA.....		502,271

TABLE 5 - EXPORTS OF MERCHANDISE FROM PUERTO RICO TO FOREIGN COUNTRIES,
BY COMMODITY AND COUNTRY OF DESTINATION: FISCAL YEAR 1989

COMM-CODE	COMMODITY AND UNIT OF QUANTITY	QUANTITY	VALUE-\$
9405990000	PARTS FOR LAMPS AND LIGHTING FITTINGS, NESOI	X	531,226
	CANADA.....		278,533
	DOMINICAN REPUBLIC.....		245,000
	NETHERLAND ANTIL. EXC ARUBA.....		7,693
9406004000	PREFABRICATED BUILDINGS OF WOOD	NO	109,848
	ARUBA.....	5,352	7,188
	JAPAN.....	11	88,306
	TRINIDAD & TOBAGO.....	110	14,354
9406008025	PREFABRICATED BUILDINGS OF METAL	NO	107,815
	DOMINICA.....	5,231	15,133
	DOMINICAN REPUBLIC.....	185	3,705
	JAMAICA.....	4	66,504
	NETHERLAND ANTIL. EXC ARUBA.....	43	19,273
	TRINIDAD & TOBAGO.....	63	3,000
9406008090	PREFABRICATED BUILDINGS, NESOI	NO	228,522
	BRAZIL.....	858	3,500
	NETHERLAND ANTIL. EXC ARUBA.....	1	225,022
	TOYS,GAMES AND SPORTS EQUIPMENT; PARTS AND ACCESSORIES THEREOF.....	TOTAL	3,542,453
9501005000	WHEELED TOYS TO BE RIDDEN BY CHILDREN & PARTS	X	64,000
	ARUBA.....		60,000
	COSTA RICA.....		4,000
9502100000	DOLLS, WHETHER OR NOT DRESSED	NO	11,638
	GERMANY.....	1,168	2,700
	PHILIPPINES.....	271	5,000
	SAUDI ARABIA.....	501	3,938
9503100000	ELECTRIC TRAINS, INCL TRACKS, & OTH ACCESS & PARTS	X	27,000
	DOMINICAN REPUBLIC.....		27,000
9503300000	CONSTRUCTION SETS & CONSTRUCTIONAL TOY & PTS,NESOI	X	6,583
	GERMANY.....		6,583
9503410010	STUFFED TOYS	NO	277,208
	HONG KONG.....	19,945	52,488
	SPAIN.....	17,136	224,720
9503490050	PARTS OF TOYS REPRESENTING ANIMALS/NON-HUMAN,NESOI	X	70,000
	COSTA RICA.....		70,000
9503700000	TOYS, PUT UP IN SETS OR OUTFITS & PTS & ACC, NESOI	NO	6,000
	DOMINICAN REPUBLIC.....	1	6,000
9503800025	TOYS AND MODELS INCORP AN ELECTRIC MOTOR, NESOI	NO	51,732
	CHILE.....	14,976	51,732
9503900020	INFLATABLE TOY BALLS, BALLOONS AND PUNCHBALLS	NO	28,370
	DOMINICAN REPUBLIC.....	300,369	25,400
	UNITED KINGDOM OF GT BRITAIN.....	300,363	2,970
9503900045	TOYS AND MODELS, NESOI	NO	800,190
	BELGIUM.....	247,273	784,088
	BRITISH VIRGIN ISLANDS.....	247,068	2,900
	NETHERLAND ANTIL. EXC ARUBA.....	2	13,192
9504200000	ARTICLES, PTS & AGG FOR BILLIARDS INCL POCKET BILR	X	48,621
	BRITISH VIRGIN ISLANDS.....		3,000
	DOMINICAN REPUBLIC.....		45,821
9504300010	VIDEO GAMES, COIN-OR TOKEN-OPERATED	X	45,440
	SPAIN.....		45,440
9504909080	ARTICLES FOR ARCADE, TABLE OR PARLOR GAMES, NESOI	X	815,000
	DOMINICAN REPUBLIC.....		815,000
9505906000	FESTIVE, OR OTHER ENTERTAINMENT ARTICLES, NESOI	X	8,000
	UNITED KINGDOM OF GT BRITAIN.....		8,000
9506190000	OTH SNOW-SKI EQUIPMENT; PTS & ACCESSORIES, NESOI	X	8,359
	ARGENTINA.....		8,359
9506290040	SURF BOARD & OTH WATER-SPORT EQUIP, PTS ETC, NESOI	X	27,573
	BRITISH VIRGIN ISLANDS.....		3,996
	THAILAND.....		23,578
9506390080	OTHER GOLF EQUIPMENT, PARTS AND ACCESSORIES, NESOI	X	16,151
	UNITED KINGDOM OF GT BRITAIN.....		16,151
9506695000	BALLS, EXC GOLF BALLS & TABLE-TENNIS BALLS, NESOI	X	4,245
	ST.CHRISTOPHER-NEVIS.....		4,245
9506707000	ICE SKATES, INCL SKATING BOOTS W SKATE ATTACH & PT	X	2,700
	ISRAEL.....		2,700
9506910000	GYMANASIUUM, OR OTH EXERCISE ARTICLES & EQUIP& PTS	X	94,336
	COLOMBIA.....		8,056
	DOMINICAN REPUBLIC.....		86,280

TABLE 5 - EXPORTS OF MERCHANDISE FROM PUERTO RICO TO FOREIGN COUNTRIES,
BY COMMODITY AND COUNTRY OF DESTINATION: FISCAL YEAR 1999

COMM-CODE	COMMODITY AND UNIT OF QUANTITY	QUANTITY	VALUE-\$	
9506994700	SNOWSHOES, SLEDS, BOBSLEDS, TOBOGGANS, ETC & PTS DOMINICAN REPUBLIC.....	X	13,458 13,458	
9506997000	ARTICLES & EQUIP FOR GYMNASTICS, NESOI UNITED KINGDOM OF GT BRITAIN.....	X	8,399 8,399	
9507900000	LINE-FISHING TACKLE & HUNT/SHOOTING EQUIP & PTS,NE UNITED KINGDOM OF GT BRITAIN.....	X	3,450 3,450	
9508000000	MERRY-GO-ROUNDS, OTH FAIRGROUND AMUSEMENTS, PARTS BARBADOS..... DOMINICAN REPUBLIC.....	X	1,104,000 800,000 604,000	
	MISCELLANEOUS MANUFACTURED ARTICLES..... TOTAL		4,293,118	
9603210000	TOOTH BRUSHES ARGENTINA..... BELGIUM..... BRAZIL..... CHILE..... COLOMBIA..... COSTA RICA..... DOMINICAN REPUBLIC..... ECUADOR..... FINLAND..... GERMANY..... GUATEMALA..... ISRAEL..... JAMAICA..... MEXICO..... NETHERLANDS..... PANAMA..... PORTUGAL..... REP. OF SOUTH AFRICA..... SWITZERLAND..... UNITED KINGDOM OF GT BRITAIN..... VENEZUELA.....	NO	8,601,125 252,969 10,602 1,216,827 170 602,286 71,075 110,821 62,494 16,228 6,896 1,552,852 315,637 14,975 2,324,731 1,352 83,517 5,580 343,421 658,669 465,935 484,490	3,695,441 159,020 70,105 522,490 4,669 332,786 22,033 41,332 19,373 5,030 41,586 598,109 133,221 4,842 852,282 98,006 25,890 35,081 106,460 142,490 253,171 227,685
9603290000	SHAVING BRUSHES, HAIRBRUSHES, ETC FOR PERSON BELGIUM.....	NO	1,238 4,676	
9603402000	PAINT ROLLERS COSTA RICA.....	NO	1,238 3,399 40,000 40,000	
9603900000	HAND-OPERATED MECHANICAL FLOOR SWEEPER ETC, NESOI DOMINICAN REPUBLIC.....	NO	6 2,680 2,680	
9606100000	PRESS-FASTENERS, SNAP-FASTNERS & PRESS-STUDS& PTS DOMINICAN REPUBLIC.....	X	9,752 9,752	
9608210000	BUTTONS OF PLASTICS, NOT COVERED WITH TEXT MATERLS DOMINICAN REPUBLIC.....	GRS	500 3,450 3,450	
9606300000	BUTTONS MOLDS & OTHER PARTS OF BUTTONS; BUTTON BLA DOMINICAN REPUBLIC.....	X	25,747 25,747	
9607110000	SLIDE FASTENERS WITH CHAIN SCOOPS OF BASE METAL DOMINICAN REPUBLIC.....	NO	25,248 21,524 21,524	
9607190000	SLIDE FASTENERS, NESOI NETHERLAND ANTIL. EXC ARUBA.....	NO	12,961 5,456	
9607200000	PARTS OF SLIDE FASTENERS ARUBA..... EL SALVADOR..... NETHERLAND ANTIL. EXC ARUBA.....	X	12,961 5,456 205,649 17,405 179,952 8,292	
9608100000	BALL POINT PENS NETHERLAND ANTIL. EXC ARUBA.....	GRS	1 2,675 2,675	
9615190000	COMBS, HAIR-SLIDES AND THE LIKE, NESOI COLOMBIA.....	X	24,000 24,000	
9616100000	SCENT SPRAYERS,ETC,& MOUNTS & HEADS THEREFORE FRANCE.....	X	220,781 220,781	
9616200000	POWDER PUFFS & PADS TO APPLY COSMETICS,TOILET PREP DOMINICAN REPUBLIC.....	KG	10,039 31,287 31,287	
	WORK OF ART, COLLECTORS PIECES AND ANTIQUES..... TOTAL		200,062	
	WORK OF ART, COLLECTORS PIECES AND ANTIQUES..... TOTAL		200,062	
9701100000	PAINTINGS, DRAWING AND PASTELS EXC OF HEADING 4906	X	40,000	

TABLE 5 - EXPORTS OF MERCHANDISE FROM PUERTO RICO TO FOREIGN COUNTRIES,
BY COMMODITY AND COUNTRY OF DESTINATION: FISCAL YEAR 1999

COMM-CODE	COMMODITY AND UNIT OF QUANTITY	QUANTITY	VALUE-\$
	MEXICO.....		40,000
9701900000	PAINTINGS, DRAWING AND PASTELS, NESOI.....X		54,560
	COLOMBIA.....		4,680
	ECUADOR.....		20,000
	FRANCE.....		30,000
9702000000	ORIGINAL ENGRAVINGS, PRINTS & LITHOGRAPHS.....X		96,000
	DOMINICAN REPUBLIC.....		96,000
9706000000	ANTIQUES OF AN AGE EXCEEDING ONE HUNDRED YEARS.....X		9,502
	CHILE.....		9,502
	SPECIAL CLASSIFICATION PROVISIONS.....TOTAL		12,790,776
	SPECIAL CLASSIFICATION PROVISIONS.....TOTAL		12,790,776
9801100000	VALUE OF REPAIR/ALTER ARTICLES PREVIOUS IMPORTED.....X		186,555
	DOMINICAN REPUBLIC.....		27,784
	GERMANY.....		3,200
	KUWAIT.....		5,522
	REPUBLIC OF KOREA.....		64,942
	SINGAPORE.....		48,301
	SWEDEN.....		6,806
	VENEZUELA.....		30,000
9802100000	COMMINGLED FOOD PRODUCTS, DONATED, RELIEF/CHARITY.....X		178,603
	COLOMBIA.....		12,536
	DOMINICAN REPUBLIC.....		18,000
	HAITI.....		120,802
	HONDURAS.....		7,285
	NETHERLAND ANTIL. EXC ARUBA.....		20,000
9802200000	MEDICINAL & PHARMACEUTICAL PRODUCTS, DONATED.....X		2,445,708
	ANTIGUA.....		21,058
	ARUBA.....		50,132
	BAHAMAS.....		65,808
	BARBADOS.....		109,687
	BELGIUM.....		660,846
	BERMUDA.....		169,630
	CAYMAN ISLANDS.....		3,290
	CHINA (TAIWAN).....		7,928
	COLOMBIA.....		8,278
	DOMINICAN REPUBLIC.....		321,813
	GERMANY.....		14,300
	GRENADA.....		4,560
	GUATEMALA.....		8,195
	HAITI.....		47,787
	HONG KONG.....		9,280
	JAMAICA.....		43,396
	JAPAN.....		5,007
	MEXICO.....		4,071
	NETHERLAND ANTIL. EXC ARUBA.....		181,794
	PANAMA.....		12,097
	REP. OF SOUTH AFRICA.....		80,141
	SPAIN.....		3,455
	ST. LUCIA.....		4,110
	ST. VINCENT & THE GRENADINES.....		2,942
	SWITZERLAND.....		5,200
	TRINIDAD & TOBAGO.....		554,131
	UNITED KINGDOM OF GT BRITAIN.....		46,802
9802300000	ALL WEARING APPAREL, DONATED FOR RELIEF/CHARITY.....X		27,366
	ARUBA.....		5,168
	DOMINICAN REPUBLIC.....		17,200
	UNITED KINGDOM OF GT BRITAIN.....		5,000
9802400000	ARTICLES DONATED FOR RELIEF OR CHARITY, NESOI.....X		1,402,190
	CUBA.....		18,000
	DOMINICAN REPUBLIC.....		1,168,459
	GUYANA.....		34,560
	HAITI.....		42,390
	HONDURAS.....		6,000
	JAMAICA.....		132,781
9803100000	MILITARY WEARING APPAREL OF ALL TYPES & MATERIALS.....X		1,196,425
	ANTIGUA.....		10,496
	BARBADOS.....		4,036

TABLE 5 - EXPORTS OF MERCHANDISE FROM PUERTO RICO TO FOREIGN COUNTRIES,
BY COMMODITY AND COUNTRY OF DESTINATION: FISCAL YEAR 1999

COMM-CODE	COMMODITY AND UNIT OF QUANTITY	QUANTITY	VALUE-\$
9809005000	DOMINICAN REPUBLIC.....		1,176,356
	ISRAEL.....		5,537
	SHIPMENTS UNDER \$20,001, NOT IDENTIFIED BY KIND.....	X	7,150,241
	ANGUILLA.....		126,600
	ANTIGUA.....		67,983
	ARGENTINA.....		13,194
	ARUBA.....		93,830
	AUSTRALIAN ISLANDS.....		18,526
	BAHAMAS.....		30,347
	BARBADOS.....		83,357
	BELGIUM.....		27,352
	BERMUDA.....		6,899
	BRAZIL.....		64,305
	BRITISH VIRGIN ISLANDS.....		268,125
	CHILE.....		55,150
	CHINA (TAIWAN).....		10,640
	COLOMBIA.....		43,085
	COSTA RICA.....		500,204
	DENMARK.....		31,970
	DOMINICA.....		75,349
	DOMINICAN REPUBLIC.....		2,104,154
	ECUADOR.....		242,292
	EL SALVADOR.....		14,917
	FINLAND.....		4,290
	FRANCE.....		9,000
	GERMANY.....		190,356
	GRENADA.....		21,979
	GUADELOUPE.....		53,806
	GUATEMALA.....		9,116
	GUYANA.....		9,981
	HAITI.....		87,394
	HONDURAS.....		54,992
	HONG KONG.....		12,470
	INDIA.....		18,902
	INDONESIA.....		8,575
	ITALY.....		43,188
	JAMAICA.....		214,851
	JAPAN.....		15,521
	KUWAIT.....		14,578
	LEBANON.....		11,555
	MARTINIQUE.....		8,547
	MEXICO.....		211,164
	MONTSERRAT.....		32,795
	NETHERLAND ANTIL. EXC ARUBA.....		1,234,585
	NETHERLANDS.....		80,301
	NORWAY.....		7,759
	PANAMA.....		75,644
	PARAGUAY.....		20,000
	PERU.....		9,646
	PHILIPPINES.....		3,851
	POLAND.....		9,282
	PORTUGAL.....		5,980
	REP. OF SOUTH AFRICA.....		17,345
	REPUBLIC OF KOREA.....		19,113
	SINGAPORE.....		21,350
	SPAIN.....		24,977
	ST. LUCIA.....		61,245
	ST. CHRISTOPHER-NEVIS.....		60,787
	ST. VINCENT & THE GRENADINES.....		12,382
	SWEDEN.....		12,465
	SWITZERLAND.....		25,329
	TRINIDAD & TOBAGO.....		183,149
	UNITED KINGDOM OF GT BRITAIN.....		96,096
	VENEZUELA.....		260,288
9870003000	CANADIAN GOODS RETURNED.....	X	90,465
	CANADA.....		90,465
9870005000	NON-CANADIAN GOODS RETURNED TO CANADA.....	X	113,223
	CANADA.....		113,223

TABLE 6 - SHIPMENTS OF MERCHANDISE FROM PUERTO RICO TO VIRGIN ISLANDS,
BY COMMODITY:FISCAL YEAR 1999

COMM-CODE	COMMODITY AND UNIT OF QUANTITY	QUANTITY	VALUE-\$
	TOTAL		58,083,857
	LIVE ANIMALS;ANIMAL PRODUCTS..... TOTAL		261,561
	MEAT AND EDIBLE MEAT OFFAL..... TOTAL	35,574	112,254
0202100010	CARCASSES AND HALF-CARCASSES OF VEAL, FROZEN	KG 10,289	17,235
0202303550	MEAT BOVINE ANIMALS BONELESS, PROCESSED, FROZEN	KG 5,253	8,389
0202306000	MEAT BOVINE ANIMALS BONELESS EXCEPT PROCESSED FRZN	KG 1,274	10,840
0203221000	HAMS, SHOULDERS & CUTS, BONE IN, PROCESSED, FROZEN	KG 227	3,528
0207120020	CHICKENS, YOUNG, NOT CUT IN PIECES, FROZEN	KG 393	3,774
0207260000	TURKEY CUTS & EDIBLE OFFAL (INCL LIVER) FRSH/CHLLD	KG 965	7,468
0206900000	MEAT & EDIBLE MEAT OFFAL NESOI, FRESH, CHLD, FROZN	KG 17,173	81,020
	FISH AND CRUSTACEANS, MOLLUSCS AND OTHER AQUATIC INVERTEBRATES..... TOTAL		31,724
0301100000	FISH, ORNAMENTAL, LIVE	X	2,597
0301990000	FISH, LIVE, NESOI	X	11,570
0306110000	ROCK LOBSTER AND OTHER SEA CRAWFISH, FROZEN	KG 127	4,785
0306120000	LOBSTERS, INCLUDING IN SHELL, FROZEN	KG 432	12,772
	DAIRY PRODUCE;BIRDS EGGS;NATURAL HONEY EDIBLE PRODUCTS OF ANIMAL ORIGIN, NOT ELSEWHERE SPECIFIED OR INCLUDED..... TOTAL	115,494	115,019
0402210000	MLK/CREAM CNCTRD NT SWTN PWD/OTH SOLIDS OV 1.5% FA	KG 97,630	85,686
0402910000	MILK & CREAM WHTHR/NT CONCENTRATD NT SWEETND NESOI	KG 17,864	29,333
	PRODUCTS OF ANIMAL ORIGIN, NOT ELSEWHERE SPECIFIED OR INCLUDED..... TOTAL	5	2,564
0511994024	DAIRY CATTLE EMBRYOS	NO 5	2,564
	VEGETABLES PRODUCTS..... TOTAL		350,036
	LIVE TREES AND OTHER PLANTS; BULBS, ROOTS AND THE LIKE; CUT FLOWERS AND ORNAMENTAL FOLIAGE..... TOTAL		62,780
0602100000	UNROOTED CUTTINGS AND SLIPS OF PLANTS, NESOI	NO 4,684	25,841
0602400000	ROSES, GRAFTED OR NOT	NO 1,967	19,396
0602903090	HERBACEOUS PERENNIALS WTH SOIL ATTACHED,LIVE,NESOI	NO 1,765	2,973
0604910000	FOLIAGE, BRANCHES ETC, FRESH	X	8,325
0604990000	FOLIAGES, BRANCHES ETC DRID/DYED/BLACHD/IMPREG ETC	X	6,245
	EDIBLE FRUITS AND NUTS; PEEL OF CITRUS FRUITS OR MELONS..... TOTAL	23,684	17,000
0803000000	BANANAS AND PLANTAINS, FRESH OR DRIED	KG 14,844	12,000
0808100000	APPLES, FRESH	KG 8,840	5,000
	CEREALS..... TOTAL	152,748	72,312
1006301020	RICE, SEMI OR WHOLLY MILLED, PARBOILED, LONG GRAIN	KG 16,749	12,455
1006309010	RICE, SEMI/WHOLLY MILLED, NESOI, LONG GRAIN	KG 20,314	11,008
1006309040	RICE, SEMI/WHOLLY MILLED, NESOI MIXTURES OF GRAINS	KG 115,685	48,849
	PRODUCTS OF THE MILLING INDUSTRY; MALT; STARCHES; INULIN; WHEAT GLUTEN..... TOTAL	379,846	166,130
1101000000	WHEAT OR MESLIN FLOUR	KG 355,022	141,130
1102200000	CORN (MAIZE) FLOUR	KG 24,824	25,000
	LAC; GUMS, RESINS AND OTHER VEGETABLE SAPS AND EXTRACT..... TOTAL	2,000	31,814
1302190000	VEGETABLE SAPS AND EXTRACTS, NESOI	KG 2,000	31,814

**TABLE 6 - SHIPMENTS OF MERCHANDISE FROM PUERTO RICO TO VIRGIN ISLANDS,
BY COMMODITY:FISCAL YEAR 1999**

COMM-CODE	COMMODITY AND UNIT OF QUANTITY	QUANTITY	VALUE-\$
	ANIMAL OR VEGETABLE FATS AND OILS AND THEIR CLEAVAGE PRODUCTS; PREPARED EDIBLE FATS;ANIMAL OR VEGETABLE WAXES.....	TOTAL	48,159 69,120
	ANIMAL OR VEGETABLE FATS AND OILS AND THEIR CLEAVAGE PRODUCTS; PREPARED EDIBLE FATS; ANIMAL OR VEGETABLE WAXES.....	TOTAL	48,159 69,120
1515290040	CORN (MAIZE) OIL, FULLY REFINED, NT CHEM MODIFIED	KG	32,278 45,490
1517100000	MARGARINE, EXCLUDING LIQUID MARGARINE	KG	15,880 23,630
	PREPARED FOODSTUFFS; BEVERAGES, SPIRITS AND VINEGAR; TOBACCO AND MANUFACTURED TOBACCO SUBSTITUTES.....	TOTAL	6,889,811
	PREPARATIONS OF MEAT, OF FISH, OR OF CRUSTACEANS, MOLLUSCS OR OTHER AQUATIC INVERTEBRATES.....	TOTAL	791 5,962
1604197000	FISH WHOLE/PIECES, NOT MINCED, PREP OR PRES, NESOI	KG	682 3,135
1605104002	KING CRABMEAT, PREPARED, FROZEN	KG	109 2,827
	SUGARS AND SUGAR CONFECTIONARY.....	TOTAL	37,692 147,070
1704907000	SUGAR CONFECTIONERY, WITHOUT COCOA, NESOI	KG	37,692 147,070
	COCOA AND COCOA PREPARATIONS.....	TOTAL	63,622 279,110
1806100000	COCOA POWDER CONT ADDED SUGAR OR OTHER SWEETENING	KG	62,489 275,075
1806310040	CHOC/COCOA PREP CONFECTNRY BLK/BAR NOTOV2KG FILLED	KG	1,133 4,035
	PREPARATIONS OF CEREALS, FLOUR, STARCH OR MILK; BAKERS WARES.....	TOTAL	1,501,595 3,812,475
1901200005	MIXES AND DOUGHS FOR COOKIES, WAFFLES AND WAFERS	KG	7,820 5,000
1901909500	FOOD PREPARATIONS FLOUR, STARCH, DAIRY ETC, NESOI	KG	2,684 16,493
1904100080	SWELLING/ROASTING CEREAL/CEREAL PRODUCT, NO SUGAR	KG	41,419 62,000
1905300020	SWEET BISCUITS, WAFFLES AND WAFERS, FROZEN	KG	21,402 35,256
1905300040	SWEET BISCUITS, WAFFLES AND WAFERS, NESOI	KG	59,549 201,569
1905901041	PASTRY/CAKE ETC & PUDDING, W/NT CONT CHOC ETC FRZN	KG	7,739 13,180
1905901049	BREAD/BISCUIT ETC, W/NT CONTAIN CHOC ETC FROZEN	KG	6,424 7,475
1905901080	BREAD/BISCUITS/SIMILAR BAKED PRODUCTS, NESOI	KG	1,316,577 3,404,502
1905909030	CORN CHIPS AND SIMILAR CRISP SAVORY SNACK FOODS	KG	20,124 32,000
1905909090	COMMUNION/SEALING WAFER RICE PPR EMPTY CAPSULE ETC	KG	17,957 35,000
	PREPARATIONS OF VEGETABLES, FRUIT, NUTS, OR OTHER PARTS OF PLANTS.....	TOTAL	393,557
2005400000	PEAS (PISUM SATIVUM) PREP/PRES NESOI, NOT FROZEN	KG	1,782 5,232
2005590000	BEANS, NOT SHELLED, PREP/PRES NESOI, NOT FROZEN	KG	166,987 173,781
2009110020	ORANGE JUICE UNFERMNTD FROZEN CNTR UNDER .946LITER	L	17,969 8,220
2009110060	ORANGE JUICE UNFERMNTD FROZEN CNTRS OVER 3.785L	L	12,680 5,072
2009190000	ORANGE JUICE, UNFERMENTED, NOT FROZEN	L	5,584 4,188
2009800000	JUICE OF ANY SINGLE FRUIT/VEGTBLE UNFERMENTD NESOI	L	13,780 14,360
2009902000	MIXTURES OF VEGETABLE JUICES, UNFERMENTED	L	38,736 15,107
2009904000	MIXTURES OF FRUIT JUICES, UNFERMENTED	L	382,870 167,597
	MISCELLANEOUS EDIBLE PREPARATIONS.....	TOTAL	587,488
2103204000	TOMATO SAUCES, NESOI	KG	45,589 46,533
2103909070	MIXED CONDIMENTS AND MIXED SEASONINGS	KG	17,403 88,566
2105000010	ICE CREAM, WHETHER OR NOT CONTAINING COCOA	KG	13,608 35,000
2106904800	ORANGE JUICE FORTIFD W/VITAMN/MINERAL CONCENTRATED	L	3,429 2,571
2106906572	PREPS FOR MANUF BEVERAGES CONT CANE/BET SUGAR	KG	2,818 4,352
2106906575	COFFEE WHITENERS, NON-DAIRY	KG	8,163 8,592
2106906585	CONFECTIONERY INCL GUM CONTNG SYNTHETIC SWEETENERS	KG	1,898 13,069

TABLE 6 - SHIPMENTS OF MERCHANDISE FROM PUERTO RICO TO VIRGIN ISLANDS,
BY COMMODITY:FISCAL YEAR 1999

COMM-CODE	COMMODITY AND UNIT OF QUANTITY	QUANTITY	VALUE-\$
2106906592	FOOD PREPARATIONS, NESOI, CANNED	KG 269,338	332,666
2106906595	FOOD PREPARATIONS, NESOI, FROZEN	KG 16,420	38,203
2106907090	EDIBLE PREPS, NOT CANNED/FRZN, N/CONT SUGAR, NESOI	KG 13,136	17,936
	BEVERAGES, SPIRITS AND VINEGAR..... TOTAL		1,350,553
2201100000	WATER, MINERAL & AERATED NATRL/ARTFCL NT SWTN/FLAV	L 15,462	6,840
2202100020	CARBONATED SOFT DRINKS, CONTNG ASPARTAME/SACCHARIN	L 144,116	82,221
2202100040	CARBONATED SOFT DRINKS, NESOI	L 419,973	266,847
2202100060	WATERS INCL MINERAL & AERATED, SWTND/FLAVORD NESOI	L 140,027	40,608
2202909090	BEVERAGES NONALCOHOLIC NESOI EXCL FRUIT/VEGT JUICE	L 420,997	180,809
2203000000	BEER MADE FROM MALT	L 401,868	211,742
2204100000	SPARKLING WINE OF FRESH GRAPES	L 45,728	53,503
2204212000	EFFERVESCENT WINE OF FRSH GRAPE IN CNTR 2L OR LESS	L 65,280	48,960
2204214000	GRAPE WINE NESOI NOV 14% ALCOHOL CNTRS 2L OR LESS	L 26,522	42,042
2204217000	GRAPE WINE NESOI OVER 14% ALCOHOL CNTRS 2L OR LESS	L 5,280	3,960
2206007000	FERMENTED BEVERAGES, NESOI	L 77,047	107,244
2208308040	WHISKIES, BOURBON, CONTAINERS OVER 4 LITERS EACH	PFL 4,776	9,458
2208309040	WHISKIES EX BOURBON, CONTAINERS OVER 4 LITERS	PFL 7,616	10,663
2208400030	RUM AND TAFIA, CONTAINERS NOT OVER 4 LITERS EACH	PFL 145,164	155,328
2208400050	RUM AND TAFIA, CONTAINERS OVER 4 LITERS	PFL 207,052	142,401
2208909000	OTHER SPIRITUOUS BEVERAGES, NESOI	PFL 4,032	27,927
	RESIDUES AND WASTE FROM THE FOOD INDUSTRIES; PREPARED ANIMAL FEED..... TOTAL		105,452
2309100000	DOG AND CAT FOOD, PUT UP FOR RETAIL SALE	KG 8,753	20,000
2309901010	PET FOOD PUT UP FOR RETAIL SALE EX DOG & CAT FOOD	KG 50,002	63,088
2309901020	POULTRY FEEDS, PREPARED	T 15	4,321
2309903010	MILK REPLACER, OF A KIND USED IN ANIMAL FEEDING	KG 9,715	10,000
2309908500	PREPARATIONS USED IN ANIMAL FEEDING NESOI	KG 9,357	8,043
	TOBACCO AND MANUFACTURED TOBACCO SUBSTITUTES..... TOTAL	37	7,944
2402107000	CIGAR/CHEROOT/CIGARILLO CONTAINING TOBACCO NESOI	THS 37	7,944
	MINERAL PRODUCTS..... TOTAL		5,324,575
	SALT; SULFUR; EARTHS AND STONE; PLASTERING MATERIALS, LIME AND CEMENT..... TOTAL		1,413,958
2501000000	SALT INCL TABL A DENTRD, PURE SODM CHLOR, SEA WTR	T 10	4,009
2508400050	CLAYS, OTHER	T 1,433	1,378,220
2515200000	CALCRS MNMTL OR BLDG STONE NESOI; ALABASTER	T 1	14,262
2517490000	STONE GRANULES, CHIPPINGS A PWDRS (EX MRBL) NESOI	T 2	5,280
2530100000	VERMICULITE, PERLITE AND CHLORITES, UNEXPANDED	KG 6,804	4,705
2530900060	OTHER MINERAL SUBSTANCES NESOI	KG 2,000	7,480
	MINERALS FUELS, MINERAL OILS AND PRODUCTS OF THEIR DISTILLATION; BITUMINOUS SUBSTANCES; MINERAL WAXES..... TOTAL		3,910,619
2705000000	COAL GS,WTR GS, PRDCR GS ETC, EX PET GS A OTH GS H	KM3 321	20,939
2706000000	MINERAL TARS, INCLUDING RECONSTITUTED TARS	L 327,587	48,000
2710000515	NO 4 FUEL OIL UN 25 DEG API, OVER 0.05 PCT SULFUR	BBL 3,200	59,942
2710001005	LT FUEL OIL 25 DEG API A OVER NT OVR .05 PCT SULFR	BBL 14,725	301,690
2710001007	LT FUEL OIL 25 DEG API A OVER, OVER 0.05 PCT SULFR	BBL 77,300	1,567,366
2710001015	NO 4 FUEL OIL 25 DEG A OV API NT OV 0.05 PCT SULFR	BBL 15,000	365,069
2710001518	UNLEADED GASOLINE, OTHER	BBL 26,400	473,819
2710001550	OTHER MOTOR FUELS NESOI	BBL 26	6,684
2710002000	KEROSENE, EXC MOTOR FUEL OR BLENDING STOCK	BBL 445	9,800
2710002500	NAPHTHAS, EXC MOTOR FUEL OR BLENDING STOCK	BBL 5,670	190,392
2710003010	AVIATION ENGINE LUBRICATING OILS	BBL 834	57,780
2710003020	AUTOMTVE, DSL OR MRNE ENGRNE LUB OILS	BBL 6,235	687,721
2710003030	TURBINE LUBRICATING OIL, INCLUDING MARINE	BBL 491	68,000
2710005060	OTH PET OILS & OILS FRM BITUM MNRL,NT CRUDE, NESOI	X	30,000
2714900000	BITUMEN A ASPHALT, ASPHALTTES AND ASPHALTIC ROCKS	T 309	23,417

TABLE 6 - SHIPMENTS OF MERCHANDISE FROM PUERTO RICO TO VIRGIN ISLANDS,
BY COMMODITY:FISCAL YEAR 1989

COMM-CODE	COMMODITY AND UNIT OF QUANTITY	QUANTITY	VALUE-\$
	PRODUCTS OF THE CHEMICAL OR ALLIED INDUSTRIES..... TOTAL		6,611,073
	INORGANIC CHEMICALS; ORGANIC OR INORGANIC COMPOUNDS OF PRECIOUS METALS, OF RARE-EARTH METALS, OF RADIOACTIVE ELEMENTS OR OF ISOTOPES..... TOTAL		609,678
2801100000	CHLORINE KG	2,908	6,820
2803000050	OTHER FORMS OF CARBON NESOI KG	12,737	24,800
2804100000	HYDROGEN KM3	18,881	6,750
2804290050	OTHER RARE GASES KM3	139	9,720
2811210000	CARBON DIOXIDE T	18	4,410
2814200000	AMMONIA IN AQUEOUS SOLUTION T	4	8,736
2815110000	SOLID SODIUM HYDROXIDE (CAUSTIC SODA) KG	19,160	66,147
2815120000	SODIUM HYDROXIDE IN AQUEOUS SOLUTION KG	1,822,329	208,760
2818300000	ALUMINUM HYDROXIDE KG	33,966	221,546
2826110000	FLOURIDES OF AMMONIUM OR OF SODIUM KG	13,056	44,087
2828100000	COMMERCIAL CALCIUM HYPOCHLORITE KG	3,266	7,912
	ORGANIC CHEMICALS..... TOTAL	12,681	43,113
2903410000	TRICHLOROFLUOROMETHANE (CFC-11) KG	500	7,960
2903450000	OTHER DERIV PERHALOGENATED W FLUORINE & CHLORINE KG	681	2,610
2903499010	CHLORODIFLUOROMETHANE (CFC-22 SERIES) KG	1,318	4,520
2907299000	OTHER POLYPHENOLS KG	3	3,612
2933901300	6-BROMO-5-METHYL-1H-IMIDAZO-(4,5-B) PYRIDINE ETC KG	278	3,827
2933902350	AROM OR MOD AROM PESTICIDES WITH NITRO ETC NESOI KG	428	10,308
2942000000	ORGANIC COMPOUNDS NESOI KG	9,473	10,276
	PHARMACEUTICAL PRODUCTS..... TOTAL	6,353	296,479
3002200000	VACCINES FOR HUMAN MEDICINE KG	6	4,000
3004105045	COMBINATION ANTIBIOTICS, NOT FOR VETER USE NESOI KG	24	17,000
3004400060	MEDICAMENTS AFFECTING EYES,EARS OR RESPIRATORY SYS KG	23	3,045
3004400070	OTHER MEDICAMENTS CONTAINING ALKALOIDS ETC KG	38	9,832
3004505005	OTHER MEDICAMENTS CONT VITAMINS ETC, NESOI KG	232	10,695
3004909003	MEDICAMENTS FOR VETERINARY USE IN DOSES/PKG,NESOI KG	2	2,702
3004909090	MEDICAMENTS IN MEAS DOSES FOR RETAIL SALE, NESOI KG	5,199	210,607
3005900000	WADDING, GAUZE AND SIMILAR ARTICLES ETC NESOI KG	797	12,982
3006100000	STERILE SURGICAL CATGUT, SIMILAR STERILE MATER ETC KG	32	25,616
	FERTILIZERS..... TOTAL		98,725
3100000000	FERTILIZERS A FERT MATERIALS X		98,725
	TANNING OR DYEING EXTRACTS; TANNINS AND THEIR DERIVATIVES; DYES, PIGMENTS AND OTHER COLORING MATTER ; PAINTS AND VARNISHES; PUTTY AND OTHER MASTICS; INKS..... TOTAL		1,428,051
3202900000	INORGANIC TANNING SUBSTANCES & TANNING PREP, NESOI KG	3,673	11,806
3207300000	LIQUID LUSTRES AND SIMILAR PREPARATIONS KG	413	284,233
3208100000	PAINTS & VARNISHES,IN NONAQUEOUS MEDIUM,POLYESTERS L	3,315	19,389
3208200000	PAINTS & VARNISHES,NONAQUEOUS,ACRYLIC/VINYL POLYMER L	100,615	205,903
3208900000	PAINTS & VARNISHES,IN NONAQUEOUS MEDIUM,NESOI L	90,309	424,807
3209100000	PAINTS & VARNISHES,AQUEOUS, ACRYLIC OR VINYL POLYMR L	57,373	258,967
3209900000	PAINTS & VARNISHES,IN AN AQUEOUS MEDIUM, NESOI L	15,952	62,007
3210000000	OTHER PAINTS & VARNISH,PREP WATER PIGMTS FOR LETHR L	6,740	27,860
3214100020	MASTICS; EXCEPT CAULKING COMPOUNDS KG	45,351	47,573
3214100090	PAINTERS' FILLINGS KG	5,455	5,742
3214905000	GLAZERS' PUTTY,ETC, NESOI KG	224,221	78,484
3215905000	INK,NESOI KG	45	3,360
	ESSENTIAL OILS AND RESINOIDS; PERFUMERY, COSMETIC OR TOILET PREPARATIONS..... TOTAL		2,394,790
3301905000	CONCRETES& ABSOL;CONCENTRAT,ETC OF ESSEN OIL,NESOI KG	21,098	4,742

TABLE 6 - SHIPMENTS OF MERCHANDISE FROM PUERTO RICO TO VIRGIN ISLANDS,
BY COMMODITY:FISCAL YEAR 1999

COMM-CODE	COMMODITY AND UNIT OF QUANTITY	QUANTITY	VALUE-\$
3303000000	PERFUMES AND TOILET WATERS KG	25,571	1,031,653
3304100000	LIP MAKE-UP PREPARATIONS X		849,384
3304810050	MAKE-UP POWDER, WHETHER/NT COMPRESSED, NESOI X		104,698
3304995000	BEAUTY & SKIN CARE PREPARATION, NESOI X		189,090
3305100000	SHAMPOOS X		56,272
3306100000	DENTIFRICES X		5,114
3307100000	PRE-SHAVE, SHAVING OR AFTER-SHAVE PREPARATIONS X		70,658
3307200000	PERSONAL DEODORANTS AND ANTIPERSPIRANTS X		3,001
	SOAP, ORGANIC SURFACE-ACTIVE AGENTS, WASHING PREPARATIONS, LUBRICATING PREPARATIONS, ARTIFICIAL WAXES, PREPARED WAXES, POLISHING OR SCOURING PREPARATIONS, CANDLES AND SIMILAR ARTICLES, MODELING PASTES, DENTAL WAXES AND DENTAL PREPARATIONS WITH A BASIS OF PLASTER.....	TOTAL	1,927,211 933,916
3401110000	SOAP & OTH ORGANIC SURF ACT PROD, TOILET USE, BARS KG	545	6,235
3401190000	SOAP & OTH ORGN SURF ACT PROD NOT TOILET USE,BARS KG	1,354	6,284
3401200000	SOAP IN OTHER FORMS KG	126,632	102,813
3402205000	PREP FOR RETAIL SALE,NOT CONT AROMATIC SURF ACT AG KG	153,187	87,221
3402905010	CLEANING PREPARATIONS KG	13,020	37,028
3402905030	CLEANING PREPARATIONS KG	1,628,160	683,897
3402905050	SURFACE-ACT PREP, NOT AROMATIC,NOT MODIFIED AROM KG	4,313	10,428
	ALBUMINOIDAL SUBSTANCES;MODIFIED STARCHES; GLUES; ENZYMES.....	TOTAL	3,409 2,970
3506990000	ADHESIVES, FOR RETAIL SALE, NET WT <=1 KG NESOI KG	3,409	2,970
	EXPLOSIVES; PYROTECHNIC PRODUCTS; MATCHES; PYROPHORIC ALLOYS; CERTAIN COMBUSTIBLE PREPARATIONS.....	TOTAL	26,931 24,990
3602000030	DYNAMITE IN CARTRIDGES SUITABLE FOR BLASTING KG	17,226	10,000
3602000060	PREPARED EXPLOSIVES, EXC PROPELLANT POWDERS, NESOI KG	9,705	14,990
	PHOTOGRAPHIC OR CINEMATOGRAPHIC GOODS.....	TOTAL	104,633
3701100030	XRAY FILM FOR MEDICAL, OTHER THAN DENTAL IN FLAT M2	4,231	35,665
3702100030	X-RAY FILM IN ROLLS FOR MEDICAL, OTHER THAN DENTAL M2	2,191	4,470
3702100060	X-RAY FILM IN ROLLS, EXCEPT FOR MEDICAL & DENTAL M2	483	2,915
3702320030	MICROFILM, W SILVER HALIDE EMULSION IN ROLLS M2	644	4,140
3702390000	OTH FILM W/O PERFORATIONS,NT OV 105MM,IN ROLLS M2	1,543	7,858
3702440030	GRAPHIC ARTS FILM,W/O PERF, OV 105MM, NOT OV 610MM M2	2,318	17,420
3702910000	FLM, CLR PHOTO, NOT OVER 16MM & NOT OVER 14 M NO	801	12,515
3702100090	CHEMICAL SENSITIZING EMULSIONS FOR PHOTO USE,NESOI KG	4,082	19,650
	MISCELLANEOUS CHEMICAL PRODUCTS.....	TOTAL	801,005 673,728
3801900000	PREPARATIONS BASED ON GRAPHITE, NESOI KG	1,216	3,714
3802100000	ACTIVATED CARBON KG	13,099	25,000
3808400000	DISINFECTANTS KG	13,936	11,256
3808900000	RODENTICIDES AND SIMILAR PRODUCTS, FOR RETAIL SALE KG	109	2,813
3811900000	ADDITIVES FOR LUBRICATING OILS, NESOI KG	223,015	252,589
3815180000	SUPPORTED CATALYSTS, NESOI KG	529,884	330,048
3816000050	REFRACTORY CEMENTS, MORTARS, EXC OF 3801, NESOI KG	3,522	2,808
3822000000	COMPOSITE DIAGNOSTIC/LAB REAGENTS, EXC 3002/3006 KG	10,389	36,129
3824400000	PREPARED ADDITIVES FOR CEMENTS, MORTARS/CONCRETES KG	6,055	9,571
	PLASTICS AND ARTICLES THEREOF; RUBBER AND ARTICLES THEREOF.....	TOTAL	1,944,512
	PLASTICS AND ARTICLES THEREOF.....	TOTAL	1,590,865
3901100020	LOW DENSITY POLYETHYLENE,EXCEPT LINEAR,SP GR <0.94 KG	18,000	15,080
3909501000	POLYURETHANES,ELASTOMERIC KG	659	13,983
3916901000	RODS,STICKS,& PROFILE SHAPES,OF ACRYLIC POLYMERS KG	62,998	78,053

TABLE 6 - SHIPMENTS OF MERCHANDISE FROM PUERTO RICO TO VIRGIN ISLANDS,
BY COMMODITY:FISCAL YEAR 1999

COMM-CODE	COMMODITY AND UNIT OF QUANTITY	QUANTITY	VALUE-\$
3916906000	MONOFILAMENTS,CROSS-SECTION >1MM,ROD, ETC, NESOI	KG 791	8,813
3917100000	ART GUTS, SAUSAGE CASING, HARDEN PROTEIN/CELLULOSE	KG 19,782	73,433
3917230000	TUBES, PIPES & HOSES, OF POLYMER OF VINYL CHLORIDE	KG 403,332	468,166
3917310000	FLEXIBLE TUBES,PIPES & HOSE,MIN BURST PRES ≥.6MPA	KG 841	17,282
3917390000	TUBES, PIPES & HOSES, NESOI	KG 7,486	7,160
3917400000	FITTINGS FOR TUBES,PIPES & HOSES,OF PLASTIC	KG 10,505	186,643
3918101000	VINYL TILE, WHETHER OR NOT SELF-ADHESIVE	M2 836	3,690
3920510000	PLATE,ETC,NONCELL,NT REIN, POLYMETHYL METHACRYLATE	KG 3,950	15,552
3920590000	PLATE,SHEET,FILM,FOIL,STRIP, ACRYLIC POLYMER,NESOI	KG 2,223	8,227
3920610000	PLATES,ETC,NONCELL,N REIN,OF POLYCARBONATES	KG 942	7,433
3920990000	PLATES,FOIL,NONCELL, NT REIN,OF OTH PLASTIC, NESOI	KG 17	5,000
3921905010	HIGH PRESSURE PAPER REINFORCED DECORATIVE LAMINATES	M2 23,780	141,005
3923100000	BOXES,CASES,CRATES & SIMILAR ARTICLES,OF PLASTIC	X 37,288	37,288
3923290000	SACKS & BAGS(INCLUDING CONES) OF OTHER PLASTICS	KG 7,637	31,745
3923300000	CARBOXS,BOTTLES,FLASKS & SIMILAR ARTICLES,OF PLAST	X 43,080	43,080
3923900000	ART FOR CONVEYING OR PACKING OF GOODS,PLAST,NESOI	X 18,018	18,018
3924100000	TABLEWARE AND KITCHENWARE OF PLASTICS	X 94,601	94,601
3924901000	CURTAINS,NAPKINS,TABLE COVERS,MATS, OF PLASTICS	X 35,000	35,000
3924905500	HOUSEHOLD ARTICLES & TOILET ARTICLES,OF PLAST,NESOI	X 188,459	188,459
3925301000	BLINDS(INCLUDING VENETIAN BLINDS)OF PLASTIC	NO 533	2,685
3926100000	OFFICE OR SCHOOL SUPPLIES OF PLASTIC	X 4,501	4,501
3926201010	GLOVES,SEAMLESS,SURGICAL & MEDICAL,OF PLASTIC	DPR 1,486	11,800
3926901000	BUCKETS & PAILS,OF PLASTIC	NO 1,290	25,775
3926905500	BELTING & BELTS,FOR MACH,CONT TEXT FBR,V-BELTS	KG 226	10,813
3926909885	OTH ART OF PLASTIC & OTH MAT, HDG 3901-3914,NESOI	X 37,600	37,600
RUBBER AND ARTICLES THEREOF..... TOTAL			353,847
4009500090	PIPE, VULCANIZED RUB, W/ FITTING, NESOI	KG 10,968	50,000
4010190000	CONVEYOR BELTS/BELTING OF VULCANIZE RUBBER, NESOI	KG 9,299	17,000
4011101000	RADIAL TIRES OF A KIND USED ON MOTOR CARS	NO 2,623	109,743
4011105000	PNEUMATIC TIRE, EXC RADIAL, USE MOTOR CARS, NESOI	NO 498	24,343
4011201005	RADIAL TIRES USED ON LIGHT TRUCK, ON-THE-HIGHWAY	NO 999	132,460
4011205010	TIRES, EXC RADIAL, USE LT TRUCK, ON HWY, NESOI	NO 101	6,438
4015110000	SURGICAL & MED GLOVE, VULCANIZE RUBBER, NESOI	DPR 166	4,000
4016930000	GASKET, WASHERS & OTHER SEALS, OF VULCANIZED RUB	X 3,321	3,321
4016950000	INFLATABLE ARTICLES, EXC BOAT/DOCK FENDER, NESOI	X 6,342	6,342
RAW HIDES AND SKINS, LEATHER, FURSKINS AND ARTICLES THEREOF; SADDLERY AND HARNESS; TRAVEL GOODS, HANDBAGS AND SIMILAR CONTAINERS; ARTICLES OF ANIMAL GUT(OTHER THAN SILKWORM GUT)..... TOTAL			143,194
RAW HIDES AND SKINS(OTHER THAN FURSKINS) AND LEATHER..... TOTAL			401 12,752
4101210020	CATTLE HIDES, WHOLE, FRESH OR WET-SALTED	PCS 206	8,652
4101210040	HIDES/SKINS BOVINE ANMLS NESOI WHOLE FRH/WET-SALTD	PCS 195	4,100
ARTICLES OF LEATHER; SADDLERY AND HARNESS; TRAVEL GOODS, HANDBAGS AND SIMILAR CONTAINERS; ARTICLES OF ANIMAL GUT (OTHER THAN SILKWORM GUT)..... TOTAL			130,442
4202110000	TRUNKS, SUITCASES,ETC,SURFACE COMPS/PATENT LEATHER	NO 9,869	49,340
4202190000	TRUNKS,SUITCASES,VANITY CASES ETC,NESOI	NO 1,264	6,315
4202310000	ARTICLES FOR POCKET OR HANDBAG,COMP/PATENT LEATHER	NO 245	2,660
4202990000	CASES, BAGS & CONT, OTHER OF MATR/COVERINGS,NESOI	NO 8	9,103
4203100090	ARTICLES OF APPAREL, NESOI	NO 4,715	60,364
4203300000	BELTS & BANDOLIERS WITH OR WITHOUT BUCKLES	X 2,660	2,660
WOOD AND ARTICLES OF WOOD;WOOD CHARCOAL; CORK AND ARTICLES OF CORK; MANUFACTURES OF STRAW, OF ESPARTO OR OF OTHER PLATTING MATERIALS;BASKETWARE AND WICKERWORK..... TOTAL			1,588,324

TABLE 6 - SHIPMENTS OF MERCHANDISE FROM PUERTO RICO TO VIRGIN ISLANDS,
BY COMMODITY:FISCAL YEAR 1989

COMM-CODE	COMMODITY AND UNIT OF QUANTITY	QUANTITY	VALUE-\$
	WOOD AND ARTICLES OF WOOD; WOOD CHARCOAL..... TOTAL		1,545,519
4403200065	WOOD IN THE ROUGH, CONIFEROUS, NOT TREATED, NESOI M3	10	30,000
4407100002	WOOD SWN LGTHWSE TRTD OV 6MM CONIF EX FINGER-JOINT M3	110	12,945
4407100015	MIX SPRU/PINE/FIR WD OV6MM NT TR EX FINGER-JOINTED M3	9	9,203
4407100020	SPRUCE NESOI OV 6MM NT TREATD NESOI EX FINGER-JOINT M3	3,238	63,580
4407100042	E.WHT/RED PINE OV6MM NT TREAT RGH EX FINGER-JOINTD M3	182	24,000
4407100043	E.WHT/RED PINE OV 6MM NT TRT NESOI EX FINGER-JOINTD M3	296	11,992
4407100046	PITCH PINE OV6MM NT TRT RGH EX FINGER-JOINTED M3	440	74,581
4407100047	PITCH PINE OV6MM NOT TRT NESOI EX FINGER-JOINTED M3	1,921	127,140
4407100049	PONDEROSA PINE OV 6MM NOT TRT NESOI EX FINGER-JOINT M3	274	54,282
4407100085	HEMLOCK OV 6MM THICK NT TREATD NESOI EX FINGER-JOIN M3	108	20,553
4407240000	VIOLA/MOHOGANY/IMBUA/BALSA WOOD SAWN OR CHIP ETC M3	36	21,995
4412130000	PLYWOOD AT LEAST ONE OUTER PLY TROPICAL WOOD M3	940	548,898
4412145500	PLYWOOD ONE OUTER PLY NONCONIF WOOD NESOI COVERED M3	3	2,670
4412194030	PLYWD 1 OUT PLY VA PINE ETC BOTH OUTER PLIES SFTWD M3	439	211,036
4412194080	PLYWD BOTH OUTER PLIES CONIFER WD NESOI NT COVERED M3	45	10,000
4412195030	PLYWD OUTR PLY LONG LEAF PINE ETC BOTH SFTWD NESOI M3	99	17,000
4412990000	VENEER PANELS AND SIMILAR LAMINATED WOOD, NESOI M3	59	13,272
4418100000	WINDOWS, FRENCH-WINDOWS AND THEIR FRAMES, OF WOOD NO	107	2,880
4418200030	FLUSH DOORS, OF WOOD NO	94	2,503
4418200060	DOORS AND THEIR FRAMES, THRESHOLDS, OF WOOD, NESOI NO	2,611	134,847
4418904080	BUILDERS' JOINERY AND CARPENTRY OF WOOD, NESOI X		131,284
4420908000	WOOD MARQUETRY, INLAID WOOD, CASKETS, ETC, NESOI X		21,110
	CORK AND ARTICLES OF CORK..... TOTAL		42,805
4504100000	BLOCKS/PLATES/SHEETS/TILE/DISKS ETC OF AGGLOM CORK KG	903	26,795
4504900000	AGGLOMERATED CORK & ARTICLES OF AGGLOM CORK, NESOI X		16,010
	PULP OF WOOD OR OF OTHER FIBROUS CELLULOSIC MATERIAL; WASTE AND SCRAP OF PAPER OR PAPERBOARD; PAPER AND PAPERBOARD AND ARTICLES THEREOF..... TOTAL		931,638
	PAPER AND PAPERBOARD; ARTICLES OF PAPER PULP, OF PAPER OR OF PAPERBOARD..... TOTAL		790,195
4801000000	NEWSPRINT, IN ROLLS OR SHEETS T	50	37,175
4802200000	UNCTD BASE PPR TO BE SENSITIZD (PHOTO ETC) RLS/SHT M2	13,235	33,086
4802300000	CARBONIZING BASE PAPER, UNCOATED, ROLLS OR SHEETS KG	13,140	10,000
4802521000	WRITING PPR UNCTD NOV 10% MECH 40-150G/M2 ROLL/SHT KG	5,613	13,680
4803000000	TOILET ETC HSHLD/SANTRY STOCK PAPER IN ROLL/SHEETS KG	1,043	5,000
4805220020	FLDNG CARTN BRD UNCTD NESOI MULTIPLY 1 OUT LVR BLC KG	27,657	57,968
4811392000	PRINTING PPR CTD/MPG/COV PLASTIC W/N BLC 150G/M2< KG	91,608	228,017
4811394020	FLDNG CRTN STCK CTD/MPG/COV PLASTIC 150G/M2<, RLL KG	2,547	3,583
4816100000	CARBON & SIMLR COPYING PAPERS, CUT TO SIZE/SHAPE KG	867	3,272
4817100000	ENVELOPES OF PAPER/PAPERBOARD, FOR CORRESPONDENCE THS	5,742	25,843
4817300000	PPR/PBRD BOXES/POUCHES/ETC CONT ASSORTMNT STATNERY KG	5,234	9,958
4818500000	ARTCLS OF APPAREL/CLOTHING ACCESSORS OF PAPER ETC KG	5,489	38,500
4819100040	CARTONS/BOXES/CASES OF CORRUGATED PPR/PBRD, NESOI KG	8,633	6,000
4819300040	SACKS & BAGS, BASE WIDTH OF 40CM/MORE, PAPER NESOI KG	100,025	89,523
4820100000	REGISTERS/ACCT BKS/NOTEBOOKS/LETTER PAD ETC PPR/PBRD NO	1,277	34,832
4820400000	MANIFOLD BUSINESS FORMS/INTRLEAVD CARBON SETS PPR KG	10,000	158,000
4821100000	PAPER AND PAPERBOARD LABELS OF ALL KINDS, PRINTED KG	90	3,631
4823110000	GUMMED/ADHESIVE PPR STRIP/ROLL PRSSR-SENS NT LABEL KG	2,153	32,129
	PRINTED BOOKS, NEWSPAPERS, PICTURES AND OTHER PRODUCTS OF THE PRINTING INDUSTRY;MANUSCRIPTS,TYPESCRIPTS AND PLANS..... TOTAL		141,443
4901100000	PRINTED BOOKS/BROCHURES/LEAFLETS ETC,SINGLE SHEETS KG	1,168	14,800
4901990010	TEXTBOOKS NO	17,914	91,428
4901990070	HARDBOUND BOOKS, NESOI NO	497	3,275
4901990093	PRINTED MATTER NESOI 49 OR MORE PAGES EA EX COVERS NO	6,455	4,002
4902902040	BUSINESS ETC PERIODICALS, NESOI SINGLE ISSUES TIED NO	867	2,800
4909004040	CARDS, PRINTED, NESOI THS	380	7,667
4911910040	PICTURES, DESIGNS AND PHOTOGRAPHS, PRINTED, NESOI KG	79	4,800

TABLE 6 - SHIPMENTS OF MERCHANDISE FROM PUERTO RICO TO VIRGIN ISLANDS,
BY COMMODITY: FISCAL YEAR 1999

COMM-CODE	COMMODITY AND UNIT OF QUANTITY	QUANTITY	VALUE-\$
4911990000	PRINTED MATTER, NESOI KG	63	12,873
	TEXTILES AND TEXTILES ARTICLES..... TOTAL		561,901
	SILK..... TOTAL	5,869	44,893
5007900000	WOVEN FABRICS OF SILK OR SILK WASTE - OTHER NESOI M2	5,869	44,893
	COTTON..... TOTAL	10,270	35,438
5209390070	WOV COT FAB 85% COT, DY NOTPLWOV NESOI OV 200 G/M2 M2	10,270	35,438
	OTHER VEGETABLE TEXTILE FIBERS;PAPER YARN AND WOVEN FABRICS OF PAPER YARN..... TOTAL	5,075	16,319
5309110000	WOV FAB >=85% FLAX UNBLEACHED OR BLEACHED M2	185	3,899
5309190000	WOVEN FABRICS >=85% BY WEIGHT OF FLAX OTHER M2	4,890	12,420
	MAN-MADE FILAMENTS..... TOTAL		8,349
5404900000	SYNTHETIC STRIP WIDTH NOT > 5MM KG	40	4,850
5407720000	WOV FAB SYN FIL YN NESOI 85% SYN FIL NESOI DYED M2	1,584	3,399
	WADDING,FELT AND NONWOVENS;SPECIAL YARNS;TWINE,CORDAGE,ROPES AND CABLES AND ARTICLES THEREOF..... TOTAL	2,878	28,470
5601220000	WADDING; OTHER ARTICLES OF WADDING OF MANMADE FIB KG	2,074	15,393
5602909000	OTH FELT NT IMPREG COATED COV OR LAM NT M-MADE FIB KG	185	6,140
5603140000	NONWOVENS, OF MMF WEIGHING > 150 G/M2 KG	639	6,937
	IMPREGNATED,COATED,COVERED OR LAMINATED TEXTILE FABRICS;TEXTILE ARTICLES OF A KIND SUITABLE FOR INDUSTRIAL USE..... TOTAL	7,200	26,425
5908000000	TEXTILE WICKS FOR LAMPS ETC AND GAS MANTLES ETC KG	7,200	26,425
	KNITTED OR CROCHETED FABRICS..... TOTAL	164	2,650
6001100000	LONG PILE FABRICS, KNITTED OR CROCHETED KG	164	2,650
	ARTICLES OF APPAREL AND CLOTHING ACCESSORIES,KNITTED OR CROCHETED..... TOTAL	11,296	271,831
6101100000	M/B OVERCOATS, CARCOATS, ETC OF WOOL, KNIT DOZ	365	15,043
6102200000	W/G OVERCOAT CARCOAT & SIMILAR ART COTTON, KNIT DOZ	11	5,647
6102300000	W/G OVERCOATS CARCOATS & SIMILAR ART MMF, KNIT DOZ	832	39,047
6102900000	W/G OVERCOATS CARCOATS & SIMILAR ART OT-TEX MTRL,KNIT DOZ	128	10,315
6104530000	W/G SKIRTS & DIVIDED SKIRTS OF SYNTHETIC FIB, KNIT DOZ	184	9,576
6104630000	W/G TROUSER OVERALL BREECHES SHORTS SYN FIB, KNIT DOZ	64	2,992
6105100000	MEN'S OR BOYS' SHIRTS OF COTTON, KNITTED OR CROCHE DOZ	88	15,500
6106200000	WOMEN'S OR GIRLS' BLOUSES/SHIRTS MANMADE FIB, KNIT DOZ	765	26,769
6107910000	MEN'S OR BOYS' BATHROBES AND SIMILAR ART COTTON,KT DOZ	14	4,500
6108210000	WOMEN'S OR GIRLS' BRIEFS AND PANTIES COTTON, KNIT DOZ	78	4,552
6109100005	M OR B T-SHIRTS ALL WHITE OF COT KT SS W/O PKT T E DOZ	755	12,987
6109100013	MEN'S OR BOYS' T-SHIRTS EX WHITE OF COTTON, KNIT DOZ	128	3,370
6109100042	WOMEN'S OR GIRLS' T-SHIRTS OF COTTON, KNITTED OR C DOZ	335	4,551
6109901047	M/B ARTICLES THERMAL T-SHIRTS, ETC OF MMF, KNIT DOZ	8,769	96,452
6109901068	W OR G TANK TOPS OR SINGLET'S OF MMF KT OR CROCHETD DOZ	220	5,590
6109902025	W/G ARTICLES OTHER THAN T-SHIRTS, ETC OF NESOI KNT DOZ	120	3,012
6110201010	MEN'S OR BOYS' SWEATERS OF COT, >=36% FLAX FB KNIT DOZ	42	2,520
6117800000	OTHER MADE-UP CLOTHING ACCESSORIES, KNITTED OR CRO DOZ	398	9,408
	ARTICLES OF APPAREL AND CLOTHING ACCESSORIES,NOT KNITTED OR CROCHETED..... TOTAL		71,855
6203424017	M&B TROUSERS & BREECHES OF COTTON NOT KNIT NESOI DOZ	59	3,405
6204193000	WOMEN'S/GIRLS' SUITS OTHER TEXTILE MATERIALS, N KT NO	592	12,115
6207913000	M/B SINGLET'S, OTHER UNDERSHIRTS COTTON, NOT KNT DOZ	2,484	50,485

TABLE 6 - SHIPMENTS OF MERCHANDISE FROM PUERTO RICO TO VIRGIN ISLANDS,
BY COMMODITY:FISCAL YEAR 1999

COMM-CODE	COMMODITY AND UNIT OF QUANTITY	QUANTITY	VALUE-\$
6217100000	OTH MADE-UP CLOTHING ACCESS PART GAR ACCESS NESOI DOZ	640	5,850
	OTHER MADE-UP TEXTILES ARTICLES; NEEDLE CRAFT SETS;WORN CLOTHING AND WORN TEXTILE ARTICLES;RAGS..... TOTAL		55,671
6302390000	OTHER BED LINEN: OF NESOI TEXTILE MATERIALS NO	1,184	11,529
6302600020	TOLIET & KIT LINEN TERRY FAB COT TOWELS: NESOI NO	24	2,520
6305100000	SACK & BAG FOR PKG GOOD JUTE/BAST FIB OF HEAD 5303 KG	2,050	3,250
6306310000	SAILS OF SYNTHETIC FIBERS KG	60	12,875
6306410000	PNEUMATIC MATTRESSES OF COTTON KG	439	19,569
6307906500	OTH MADE-UP ART INC DRESS PATN NESOI SURGICAL DRPE KG	584	5,828
	FOOTWEAR,HEADGEAR,UMBRELLAS, SUN UMBRELLAS,WALKING STICKS, SEATSTICKS,WHIPS,RIDING CROPS AND PARTS THEREOF;PREPARED FEATHERS AND ARTICLES MADE THEREWITH; ARTIFICIAL FLOWERS;ARTICLES OF HUMAN HAIR..... TOTAL		2,531,715
	FOOTWEAR,GAITERS AND THE LIKE; PARTS OF SUCH ARTICLES..... TOTAL	286,803	2,531,715
6401100000	WATERPROOF FOOTWEAR RUBBER/PLASTIC A METAL TOE-CAP PRS	331	7,174
6402913500	FOOTWEAR RUB PLAST STITCH NESOI ANKLE COVER NESOI PRS	53,591	412,245
6402995400	FOOTWEAR RUB PLAST STITCH NESOI FOR WOMEN PRS	1,788	13,502
6403592500	FOOTWEAR LEA UP A SOL NESOI NOT ANK COV MEN PRS	33,458	534,149
6403594500	FOOTWEAR LEA UP A SOL NESOI NOT ANK COV WOMEN PRS	22,071	288,562
6403596500	FOOTWEAR LEA UP A SOL NESOI NOT ANK COV NESOI PRS	66,115	707,696
6403996500	FOOTWEAR LEA UP NONLEA SOL NOT ANKL NESOI WOMEN PRS	438	10,743
6403998500	FOOTWEAR LEA UP NONLEA SOL NOT ANK NESOI EX MN WMN PRS	86	2,918
6404110000	FOOTWEAR TEX UP RUBPLAS SOL SPORT SHOES PRS	74,408	547,726
6405902000	OT FTWEAR DISPOSABLE DESIGNED FOR ONE-TIME USE PRS	34,497	7,000
	ARTICLES OF STONE,PLASTER,CEMENT, ASBESTOS,MICA OR SIMILAR MATERIALS; CERAMIC PRODUCTS;GLASS AND GLASSWARE..... TOTAL		451,950
	ARTICLES OF STONE,PLASTER,CEMENT, ASBESTOS,MICA OR SIMILAR MATERIALS..... TOTAL		230,852
6805100000	ABRASVS ON A BASE OF WOVEN TEXTILE FABRIC ONLY KG	907	15,005
6805300000	ABRASIVES ON A BASE MATERIAL OTH THN FABRC O PAPER KG	228	2,967
6807900050	ARTICLES OF ASPHALT OR SIMILAR MATERIAL NESOI KG	219,747	54,370
6808000000	PNLS BRDS ETC O VEG FBR AG W CMNT PLSTR ETC BNDRS KG	1,227	4,100
6809110000	PLSTR BRDS ETC NT ORNA, FCD W PPR O PPRBRD ONLY KG	2,273	4,050
6810110000	BLDG BLCKS A BRCKS OF CMNT CNCRT ART ST W O N REIN X		61,647
6810191000	FLR A WL TILS OF CMNT CNCRT OR ARTFCL STONE M2	1,293	38,780
6810195000	ARTCLS NESOI OF CMNT CNCRT OR ARTFCL STONE X		5,799
6810910000	PREFB STRCTRL CMPNTS O CNCRT CMNT O ARTF STONE X		21,934
6810990000	CEMENT, CONCRETE, ARTIFICIAL STONE ARTICLES, NESOI X		22,200
	CERAMIC PRODUCTS..... TOTAL		171,101
6905100000	ROOFING TILES, CERAMIC X		32,691
6907900000	UNGLAZED CERAMIC FLAGS A PAVING, HEARTH A WALL TLS M2	4,369	23,514
6908100000	GLZD CERAM TILES CUBES ETC FTNG IN SQ UN 7CM M2	18,324	96,056
6911105500	TABLE/KITCHENWARE, PORCLN OR CHINA, NT HOTL/RESTNT DPC	133	5,600
6912001000	EARTHENWARE TABLE/KITCH WARE, GLZD, BROWN/BLACK DPC	601	5,400
6914900000	CERAMIC ARTICLES NESOI X		7,840
	GLASS AND GLASSWARE..... TOTAL		49,997
7006000000	GLS OF 7003-5 BNT,EDG WKD, ENGR,DRL,ENML OTHR ETC M2	119	3,344
7011100000	GLSS ENVLPS OPN A GLS PTS W/O FTNGS F ELCTRC LGHTG THS	1,047	9,431
7013390000	OTHER TABLE OR KITCHEN GLASSWARE NESOI NO	1,736	9,880
7015100000	GLASSES FOR CORRECTIVE SPECTACLES, NT OPTICLY WRKD NO	575	4,173
7017100000	LAB, HYGIENIC, PHARMACEUT GLSWR, FUSD QURTZ/SILICA X		3,589
7018100000	GLSS BEADS IMIT PRLS PRC/SMPRC ST ETC;ART NT JWLRY X		3,000
7019194000	SLIVERS OF GLASS FIBERS KG	14,447	16,570

TABLE 6 - SHIPMENTS OF MERCHANDISE FROM PUERTO RICO TO VIRGIN ISLANDS,
BY COMMODITY:FISCAL YEAR 1999

COMM-CODE	COMMODITY AND UNIT OF QUANTITY	QUANTITY	VALUE-\$
	NATURAL OR CULTURED PEARLS,PRECIOUS OR SEMIPRECIOUS STONES,PRECIOUS METALS; METALS CLAD WITH PRECIOUS METAL, AND ARTICLES THEREOF;IMITATION JEWELRY; COIN..... TOTAL		881,623
	NATURAL OR CULTURED PEARLS,PRECIOUS OR SEMIPRECIOUS STONES,PRECIOUS METALS; METALS CLAD WITH PRECIOUS METAL, AND ARTICLES THEREOF;IMITATION JEWELRY; COIN..... TOTAL		881,623
7102390050	DIAM EXC INDUS WRKD NT SET O STRNG OV 0.5 CARAT EA	CAR	233
7103910000	RUBIES, SAPPHIRES AND EMERALDS, OTHERWISE WORKED	X	150,000
7103991000	GEMSTONES, NESOI, CUT BUT NOT SET SUITBL FR JEWELRY	X	304,824
7103995000	GEMSTNS NESOI OTHRWS WRKD NT SUITBL FOR JWLRY	X	3,000
7113110000	JEWELRY AND PARTS THEREOF, OF SILVER	X	13,581
7113190000	JEWELRY AND PARTS THEREOF, OF OTH PRECIOUS METAL	X	14,492
7113200000	JEWELRY AND PARTS, BASE METAL CLAD W PREC METAL	X	3,764
7116201000	JEWELRY OF PRECIOUS OR SEMIPRECIOUS STONES	X	59,259
7116204050	ARTICLES OF PRECIOUS OR SEMIPREC STONES, NT JEWELRY	X	6,500
7117190000	OTH IMITATION JEWELRY, BASE METAL, INC PR MTL PLTD	X	26,203
	BASE METALS AND ARTICLES OF BASE METAL..... TOTAL		2,081,030
	IRON AND STEEL..... TOTAL	384,702	483,987
7202600000	FERRONICKEL	KG	113
7206900000	IRON AND NONALLOY STEEL, PRIMARY FORMS NOT INGOTS	KG	16,352
7208101500	FLAT ROLD IRON/STL >=600MM,PICKLED,PATTERNS RELIEF	KG	15,740
7210300060	FLAT RLD IRON/STL >=600MM,ELECTROLYTIC PLATED ZINC	KG	1,980
7210410000	FLAT RLD IRON/STL >=600MM,CORRUGATED,PLATED W ZINC	KG	1,814
7211130000	FLT RLD HI-STRNGH STL <600MM,UNIVRSAL MILPLATE,HOT	KG	7,289
7213100000	CONCRETE REINFORCING STL BARS&RODS,HOT-ROLL,COILS	KG	56,441
7213200000	BAR&ROD FREE-CUTTING IRON/STL,HOT-RLD,IRREGULA COIL	KG	3,983
7214200000	CONCRETE REINFORCING BAR & ROD IRON/STL, HOT-DRAWN	KG	864
7215100000	OTH BARS&RDS IRON/STL NALLOY,FREE-CUTTING,COLD-FORM	KG	33,498
7227100000	BARS & RODS, HIGH-SPEED STEEL,IRREG COILS,HOT-ROLL	KG	12,820
7228100000	OTHER BARS AND RODS OF HIGH-SPEED STEEL	KG	50,034
7228305000	OTH BARS/RODS,TOOL STEEL,NOT HIGH-SPEED,HOT-ROLLED	KG	81,406
7228308000	OTH BARS/RODS,OTH ALLOY STL,NOT TOOL STL, HOT-ROLL	KG	82,133
7228605000	OTHR BARS/RODS,OTH ALLOY STEEL,NOT TOOL STL, NESOI	KG	20,355
	ARTICLES OF IRON OR STEEL..... TOTAL		599,883
7301201000	ANGLES, SHAPES, SECTIONS, WLDED, IRON OR NONAL STL	KG	13,260
7302101030	OTHER NEW RAILS OF IRON OR NONALLOY STEEL	KG	420
7302900000	RAILWAY OR TRAMWAY TRACK CONSTR MATRL OF IOS NESOI	KG	388
7303000090	TUBES, PIPES AND HOLLOW PROFILES, CAST IRON, NESOI	KG	27,705
7304213000	OIL WELL DRILL PIPE, OF IRON OR NONALLOY STEEL	KG	13,109
7304310000	OTH IOS NA PS TB HLW PFL SMLS CIR CS COLD-WRKD	KG	19,466
7304908000	OTH TBS PS HLW PFL SMLS NT CIRC CS ALLOY STEEL	KG	3,238
7307110060	CAST FITTINGS OF NONMALLEABLE CAST IRON NESOI	KG	26
7307929000	THREADED ELBOWS AND BENDS OF IOS (EXC SS CSTIR)	KG	1,689
7307992000	OTHER FITTINGS NESOI OF IRON OR NONALLOY STEEL	KG	177
7308300000	DRS, WNDWS A FRMS A THRSGLDS FR DRS, IRON OR STEEL	KG	3,116
7308400000	EQUIP SCAFFLDNG SHUTTRNG PROPPNG O PIT-PROPPNG IOS	KG	18,211
7308901000	CLMNS PLLRS PSTS BMS GRDRS A SMLR STCTRS, IRN O ST	KG	44,115
7308909030	SHEET-METAL ROOFNG SIDING FLRING ETC, IRON OR STEL	KG	5,168
7308909090	STRUCTURES AND PARTS ETC NESOI IRON OR STEEL	KG	40,824
7309000030	TANKS, IOS CAP OV 300L NT INS NT MCH THRML NF GAS	NO	3
7310100010	EMPTY STL DRMS A BBL CAP OVR 50L, UND 300 LTRS	NO	681
7312103016	STRANDED WIRE FOR PRESTRESSNG CONCRETE IRN/ST EXSS	KG	5,313
7312103500	STRANDED WIRE OF IRON OR STEEL, NESOI	KG	2,739
7312108500	RPS CBL CRDG NT STRD WR NESOI O IRN O STL	KG	5,775
7313000000	BARBED WIRE AND TWISTED WIRE FOR FENCING, IRON/STL	KG	7,682
7314140000	OTHER PRODUCTS OF WOVEN STAINLESS STEEL CLOTH	M2	1,000
7314390000	OTH GRLL NTNG A FNCNG WLDD AT INTRSTCT IOS NT GLVN	KG	13,698
7318159000	THREADED FASTENERS NESOI OF IRON OR STEEL	KG	1,083

TABLE 6 - SHIPMENTS OF MERCHANDISE FROM PUERTO RICO TO VIRGIN ISLANDS,
BY COMMODITY:FISCAL YEAR 1999

COMM-CODE	COMMODITY AND UNIT OF QUANTITY		QUANTITY	VALUE-\$
7321115000	NONPORTBL COOKNG APPLNCS AND PLTE WMRS IOS FOR GAS	NO	36	8,070
7321120000	COOKNG APPLNCS AND PLT WMRS, IRN/STL FOR LIQ FUEL	NO	164	32,776
7322900000	AIR HTRS A HOT AIR DIST NT ELEC HTD WFAN, PRTS IOS	X		3,050
7323930080	TBL KTCHN OTH HH ARTCLS A PTS NESOI OF STNLS STEEL	KG	125	3,784
7326908530	HANGERS A SIM SUPPRTS FOR TUBES A PIPES, IRN/STEEL	KG	436	6,900
	COPPER AND ARTICLES THEREOF.....	TOTAL	8,086	66,814
7412200000	COPPER ALLOY TUBE OR PIPE FITTINGS	KG	127	2,681
7414900000	OTH CU WIRE CLTH GRILL & NTTNG; EXPANDED MTL OF CU	KG	164	2,736
7419910010	BRS PLMBG GDS NESOI CST STMPD FRGD NT FRTHR WORKED	KG	300	2,550
7419995010	BRASS PLUMBING GOODS NESOI	KG	7,177	51,284
7419995500	OTHER ARTICLES OF COPPER, NESOI	KG	318	7,563
	NICKEL AND ARTICLES THEREOF.....	TOTAL	27,304	243,066
7508900000	OTHER ARTICLES OF NICKEL, NESOI	KG	27,304	243,066
	ALUMINUM AND ARTICLES THEREOF.....	TOTAL	81,479	247,350
7604103050	AL BAR, ROD, NT ALOY RND C-S OTSD DIA OF 10MM OR M	KG	6,449	25,758
7610100000	ALU DOR WIN AND THEIR FRA AND THRES FOR DOORS	KG	10,440	79,067
7610900020	OT AL SHT-MET ROOF SID FLR AND RF GUT A DRA EQUIP	KG	2,425	9,158
7610900050	OTH ALUM STRCTRS A PRTS; AL PLTS TBS ETC FOR STRTR	KG	2,178	4,353
7615199000	ALUM TBLE KTCHN OTH HSHOLD ARTCLS AND PTS THEREOF	KG	58,614	120,505
7616101000	ALUM NAILS TACKS STAPLES NT 6305	KG	1,000	2,970
7616108000	ALUMINUM COTTRS, COTTR-PNS, WASHRS A SIMLR ARTCLS	KG	375	5,539
	ZINC AND ARTICLES THEREOF.....	TOTAL	71,314	104,141
7905000000	ZINC PLATES, SHEET, STRIP AND FOIL	KG	4,322	13,429
7906000000	ZINC TUBES, PIPES AND TUBE OR PIPE FITTINGS	KG	61,034	68,891
7907001000	ZNC ARTS HH TBL KTCHN INCL TLT A SANI WR	KG	1,636	5,400
7907006000	ZINC ARTICLES, NESOI	KG	4,322	16,421
	TIN AND ARTICLES THEREOF.....	TOTAL	6,363	17,257
8006000000	TIN TUBES AND PIPES INCLDG PIPE A TUBE FITTINGS	KG	6,363	17,257
	TOOLS, IMPLEMENTS, CUTLERY, SPOONS AND FORKS, OF BASE METAL; PARTS THEREOF OF BASE METAL.....	TOTAL		95,645
8202990000	OTHER SAW BLADES AND PARTS, BASE METAL	X		9,000
8204110060	HND-OP SPNRS A WRNCHES NONADJ,PTS,BMTL,OTHER	X		27,346
8205510000	HOUSEHOLD TOOLS AND PARTS THEREOF, BASE METAL	X		4,053
8205700080	CLAMPS AND SIMILAR HANDTOOLS, NOT VISES, AND PARTS	X		2,725
8207600060	OTHR BORING TOOLS NESOI AND PARTS THROF	NO	10	3,235
8207907570	INTRCHBL TLS FOR HND O MCH TLS, BASE MTL PRTS THRF	X		7,502
8208300000	KNS A CTNG BLDS F KTCHN APPLN O FD IND MACH A PTS	X		19,120
8211940000	BLADES FOR KNIVES	NO	1,641	22,664
	MISCELLANEOUS ARTICLES OF BASE METAL.....	TOTAL	27,876	222,887
8301406030	DOOR LOCKS, LOCKSETS AND OTH BS MTL LOCKS FR DOORS	KG	382	6,565
8302103000	HINGES AND PARTS FOR MOTR VEHCLS IR/ST, ALUM, ZINC	KG	457	3,854
8302104030	HINGES AND PARTS, BASE METAL, FOR DOORS	KG	818	4,547
8302300000	OTH BS METL MOUNTNGS FTNGS ETC FOR MOTOR VEHICLES	KG	11,362	36,299
8302418055	OTH BASE METL MNTNGS FTNGS ETC	KG	565	6,838
8302418075	OTH BS METL MNTNGS FTNGS ETC FOR BUILDINGS, NESOI	KG	626	9,097
8302420000	OTH BASE METL MOUNTNGS FTNGS ETC FOR FURNITURE	KG	1,801	6,002
8302494500	OTH BS METL MNTNGS, FTNGS ETC FOR VEHICLES	KG	5,020	89,016
8302600000	BASE METAL AUTOMATIC DOOR CLOSERS AND PARTS	KG	175	4,592
8304000000	OFFICE AND DESK EQUIP A PRTS, OF BASE METAL	KG	5,682	25,210
8306300000	PHOTO, PCTR A SIM FRAMES, MIRRORS, PRTS, BASE METL	KG	145	5,000
8308906000	CLSPS, FRMS W CLSPS ETC BDS A SPNGLS, BASE METAL	KG	823	23,326
8309800000	STOPPERS, CAPS, LIDS, SEALS ETC NES, PRTS, BS METL	KG	10	2,741

TABLE 5 - SHIPMENTS OF MERCHANDISE FROM PUERTO RICO TO VIRGIN ISLANDS,
BY COMMODITY:FISCAL YEAR 1999

COMM-CODE	COMMODITY AND UNIT OF QUANTITY	QUANTITY	VALUE-\$
	MACHINERY AND MECHANICAL APPLIANCES; ELECTRICAL EQUIPMENT;PARTS THEREOF; SOUND RECORDERS AND REPRODUCERS, TELEVISION IMAGE AND SOUND RECORDER, AND REPRODUCERS, AND PARTS AND ACCESSORIES OF SUCH ARTICLES.....TOTAL		11,811,590
	NUCLEAR REACTORS,BOILERS,MACHINERY AND MECHANICAL APPLIANCES; PARTS THEREOF.....TOTAL		7,825,245
8402900080	PTS FOR STEAM,VAPOR GENERATING,SUPER-HEAT WTR BLRS	X	45,847
8403100000	CENTRAL HEATING BOILERS	NO	16
8405100000	PRODUCER GAS,WTR GAS,ACETYLENE GAS,WTR PRO GAS GEN	X	83,321
8406900040	PARTS FOR STEAM TURBINES	X	3,000
8407100060	SPK-IGN RECIP OR ROT INT COMB PST A/C ENG, USED	NO	5
8407210000	OUTBOARD ENGINES FOR MARINE PROPULSION	NO	21
8407290010	SPK-IGN REC OR ROT INT COM PST ENG,MAR,IN/OUTBOARD	NO	2
8408100010	DIESEL ENGINES, NOT EXCEEDING 149.2 KW, MARINE	NO	1
8408202000	COMP-IGN ENG FR PROP VEH CH87,RD TR,BUS,AUTO,TRUCK	NO	1
8408901000	DIESEL ENGINES FOR AGR OR HORT MACH AND EQUIP	NO	1
8408909010	COMP-IGN INT COMB PST ENG, NESOI, NOT EXC 149.2 KW	NO	2
8409918000	PARTS FOR SPARK-IG PISTON ENG, NESOI	KG	93
8409999000	PARTS FOR DIESEL ENGINES, NESOI	KG	296
8411994000	PARTS OF NONAIRCRAFT GAS TURBINES	X	437,596
8411997050	PARTS OF GAS TURBINE A/C ENG, EXC CIVIL A/C	X	138,630
8412210075	LINEAR ACTING HYDRAULIC MOTORS (CYLINDERS)	NO	7
8413110000	PUMPS FOR DISPENSING FUEL OR LUBRICANTS,GARAGE USE	NO	240
8413301000	FUEL-INJECTION PUMPS FOR COMPRESSION-IGNITION ENGS	NO	20
8413500080	HYDRAULIC FLUID POWER PUMPS, NESOI	NO	2
8413810040	PUMPS FOR LIQUIDS, NESOI	NO	2
8413919050	PARTS OF HYDRAULIC FLUID POWER PUMPS	X	27,219
8413919520	PARTS, NESOI, OF PUMPS FOR LIQUIDS	X	11,444
8414400000	AIR COMPRESSORS MOUNT ON WHEEL CHASSIS FOR TOWING	NO	3
8414801590	AIR COMPRESSORS, PORTABLE,NESOI	NO	3
8414802065	COMPRESSORS, NESOI, INC REC & ROT EXC186.5KW>746KW	NO	1
8414901040	PTS OF FANS,INC BLOWERS (OF SUBHEADING 8414.51.00)	X	3,975
8414902090	PARTS OF COMPRESSORS, NESOI	X	16,318
8415100080	AIR-COND,WIND/WALL,SELF-CONTAIN,2.93KW/HR><4.98KW	NO	342
8415820005	AR-CND,SLF-CNTN,RMT COND,EXC YR-ROUND <17.58KW/HR	NO	7
8415820070	AIR COND MACH INCORPORATING A REFRIG UNIT, NESOI	NO	138
8415830050	CONDENSING UNIT NOT EXC 17.58 KW/HR (60000 BTU/HR)	NO	1
8415830070	HEAT EXCHANGERS, NOT INC A REFRIG UNIT, NESOI	NO	340
8415830090	AIR COND MACHS NOT INCORPORAT A REFRIG UNIT, NESOI	NO	2
8415909000	PARTS, NESOI, OF AIR CONDITIONING MACHINES	X	26,462
8416900000	PARTS OF FURNACE BURNERS	X	2,760
8418100020	REFRIG-FREEZ COMB,SEP EXT DRS,COMP,VOL184<269LITER	NO	31
8418210030	REFRIG,HOUSEHOLD,COMP TYP,VOL 269 < 382 LITERS	NO	46
8418210090	REFRIG,HOUSEHOLD, COMP TYP, VOL 382 LITERS & OVER	NO	118
8418290000	REFRIGERATORS, HOUSEHOLD TYPE, NESOI	NO	82
8418500080	REFRIGERATING DISPLAY COUNTERS, CABINETS,SHOWCASES	NO	8
8418690010	ICEMAKING MACH,SELF-CONT,CUBE,FLAKE,CAP N/EXC227KG	NO	4
8418690015	ICEMAKING MACHINES, NESOI	NO	15
8418990005	REFRIGERATION CONDENSING UNITS, NOT EXCEEDING 746W	NO	4
8419190040	SOLAR WATER HEATERS	NO	8
8419390080	DRYERS, TREATMENT OF MATERIALS, TEMP CHANGE, NESOI	NO	2
8419815000	COOKING STOVES,RANGES & OVENS,EXC MICROWAVE,INDUST	NO	18
8419909040	PARTS OF MEDICAL, SURGICAL OR LABORATORY STERILIZE	X	8,463
8421210000	WATER FILTERING OR PURIFYING MACHINERY & APPARATUS	NO	2
8421290015	OIL-SEPARATION EQUIPMENT	NO	715
8421394000	CATALYTIC CONVERTERS	X	7,451
8421398060	PNEUMATIC FLUID POWER FILTERS RATED >= 550 KPA	NO	21,192
8421398090	FILTERING OR PURIFYING MACH & APPARATUS,GAS, NESOI	X	30,954
8421910000	PARTS OF CENTRIFUGES, INCLUDING CENTRIFUGAL DRYERS	X	8,436
8421990040	PARTS OF FILTERING AND PURIFYING APPARATUS	X	5,904
8421990080	PARTS OF MACH & APPARAT,FILT,PURIFY,LIQ,GAS,NESOI	X	4,232
8422110000	DISHWASHING MACHINES, HOUSEHOLD TYPE	NO	18
8423100010	DIGITAL ELECTRONIC TYPE PERSONAL WEIGHING MACHINES	NO	15
8423810030	DIGITAL ELEC RETAIL SCALES COMPUTING,WGHT N/EX30KG	NO	2
8424200000	SPRAY GUNS AND SIMILAR APPLIANCES	X	5,082

TABLE 6 - SHIPMENTS OF MERCHANDISE FROM PUERTO RICO TO VIRGIN ISLANDS,
BY COMMODITY:FISCAL YEAR 1989

COMM-CODE	COMMODITY AND UNIT OF QUANTITY	QUANTITY	VALUE-\$
8424309000	STEAM AND SIMILAR JET PROJECTING MACHINES, NESOI	X	6,395
8424909040	PARTS OF STEAM AND SIMILAR JET PROJECTING MACHINES	X	2,600
8426120000	MOBILE LIFTING FRAMES ON TIRES & STRADDLE CARRIERS	NO 1	3,700
8426410005	WORKS TRUCKS FITTED WITH A CRANE, SELF-PROPEL TIRE	NO 1	100,000
8427900040	FORK-LIFT & OTHER WORKS TRUCKS W/LIFT,HANDL EQUIP	NO 1	12,000
8428330000	CONT-ACT ELEV & CONVEY,FR GOODS OR MATL,BELT TYPE	NO 1	3,200
8428900095	MACH FOR LIFTING,HANDLING,LOADING,UNLOADING,NESOI	NO 2	23,391
8429110090	BULLDOZERS & ANGLEDZERS,SELF-PROPEL,TRAK LAY,USED	NO 2	208,000
8429400060	TAMPING MACHINES AND ROAD ROLLERS, USED OR REBUILT	NO 1	69,000
8429511005	INTEGR TRATOR SHOVL LOAD,REAR ENG MT, 2WHEEL DR,NE	NO 1	173,535
8429511040	SHOV LDR,REAR ENG MT,4WH DR,CAP3.8M3UNDERS.2M3,NEW	NO 3	125,000
8429521010	EXCAVATORS WITH 360 REVOL SUPSTR,CRAWL MT,HYD,NEW	NO 1	67,000
8429521050	EXCAVATORS W/ 360 REVOL SUPERSTRUCTURE,USED,REBLT	NO 7	127,000
8429591030	BACKHOES, NEW, EXC 360 REVOLVING SUPERSTRUCTURE	NO 1	150,000
8431100090	PARTS OF WINCHES, CAPSTANS AND JACKS	X	3,000
8431310060	PARTS OF ELEVATORS, EXC CONT ACTION,SK HOIST,ESCAL	X	12,815
8431390090	PTS OF LFT,HANDL,LOAD,UNLOAD MACH HEAD 8428 NESOI	X	3,445
8431398090	PTS OF LFT,HANDL,LOAD,UNLOAD MACH HEAD 8428 NESOI	X	5,356
8431491010	PTS OF OVHEAD TRAVL,TRANSP,GATRY,BRDGE,JIB CRANES	X	8,448
8431491060	PTS OF MOBIL LFT FRME,STRAD CARR & WRKS TRKS/CRANE	X	7,954
8431499057	PARTS, NESOI, OF MACHINERY OF HEADING 8429 OR 8430	X	318,200
8433905040	PARTS OF MOWERS, HARVEST & THRESH MACH, NESOI	X	4,000
8438100000	BAKERY MACH & MACH F MANUF MACARONI,SPAGHETTI,ETC	NO 1	5,000
8438500010	MEAT-AND POULTRY-PACKING PLANT MACHINERY	NO 1	5,300
8439910000	PARTS OF MACH F MAKE PULP OF FIBR CELLULOSIC MATL	X	3,253
8441900000	PTS OF MAC FR MAKE UP PAPER PULP,PAPER/PAPBRD,CUT	X	13,445
8442400000	PARTS OF MACH & EQUIP F MAKE PRINT BLOCKS, ETC	X	3,000
8450110090	WASH MACH,EXC COIN OPERATE, AUTO,CAP NOT EXC 10 KG	NO 5	3,690
8451800000	MACHINERY OF HEADING 8451, NESOI	NO 14	274,580
8451900010	PTS,MAC FOR WASH,DRY-CLEAN,IRON,PRESS,DRY TEXT ART	X	2,546
8452100000	SEWING MACHINES OF THE HOUSEHOLD TYPE	NO 30	9,045
8462990040	MACH TOOLS MECH,MTL FORM,EXC N/C, \$3025 OV, NEW	NO 1	7,825
8464909090	MACH TOOLS FOR WRKNG STONE OR LIKE MINRL MATRL,NES	NO 27	25,429
8465100005	WOODWORKING TENONERS, USED OR REBUILT	NO 1	4,178
8466208040	JIGS & FIXTURES, NESOI, FOR MACH TOOLS,	X	3,272
8466939000	PARTS F MACH OF HEADING 8456 TO 8461,EXC GEAR CUT	KG 121	38,500
8467111040	GRINDERS, POLISHERS & SANDERS,MTL WRK,RTY,PNEU,HND	NO 1	6,350
8467920090	PARTS OF PNEUMATIC HAND-DIR OR CONTROL TOOLS,NESOI	X	5,822
8468905000	PARTS OF MCH F SOLDERING, WELDING, NESOI	X	11,300
8469120000	AUTOMATIC TYPEWRITERS	NO 12	8,160
8471100000	ANALOG OR HYBRID ADP MACHINES	NO 71	62,567
8471300000	PORT DIGTL AUTOMATIC DATA PROCESS MACH NOT > 10 KG	NO 18	27,838
8471410035	DIGITAL ADP MCH W CPU & INPUT/OUTPUT UNT,COLOR CRT	NO 4	11,698
8471410095	DIGITAL ADP MCH W CPU & INPUT/OUTPUT UNT, W/O CRT	NO 84	115,848
8471491035	DGTL PROC UNT FRM OF SYST W/STOR,IN&OUTPUT COL CRT	NO 69	145,971
8471491095	DGTL PROC UNT W SYST STORG,INPUT,OUTPT UNT,W/O CRT	NO 28	100,751
8471491500	COMB IN/OUTPUT UNIT,EXPORTED W/ REST OF ADP SYSTEM	NO 1	20,505
8471492400	DISPLAY UNITS W/OUT CRT, DIAG N>30.5CM,PT OF SYSTM	NO 34	85,230
8471492600	DISP UNIT,W/CLR CRT,EXPORTED W/REST OF THE SYSTEM	NO 69	213,761
8471492900	DISP UNIT,NESOI,EXPORTED WITH REST OF ADP SYSTEM	NO 10	4,500
8471495040	HARD MAGNETIC DISK DRIVE UNITS, ENT AS PT OF SYSTM	NO 14	7,609
8471500085	DIGITAL PROCESSING UNITS, NESOI	NO 1	3,500
8471601035	COMBINED INPUT/OUTPUT UNITS, W/COLOR CRT, NESOI	NO 4	26,521
8471605100	LASER PRINTER UNITS,PROD >20 PGS,INC TRANS,CONT,PRT	NO 3	4,655
8471607040	OUTPUT DEVICES, FOR PHSYICAL INCORP IN ADP MACH OT	NO 2	4,635
8471608000	OPTICL SCANNERS & MAGNETIC INK RECONITION DEV,NESOI	NO 1	5,000
8471701000	MAGNETIC DISK DRIVE UNITS>21 CM(8.3 IN) IN DIAMETR	NO 1	6,600
8471705065	HARD MAGNETIC DISK DRIVE UNITS, NESOI	NO 6	1,037,913
8471801000	CONTROL OR ADAPTOR UNITS OF ADP MACH, NESOI	NO 38	359,885
8471900000	ADP MAC&UNTS THEREOF,MAG/OPT RDER,TRNSCRB,PROC DAT	NO 100	25,857
8472100000	DUPLICATING MACHINES	NO 3	2,685
8472300000	MAIL SORTING, OPENING, POSTAGE AFFIXING,ETC, MACH	NO 1	3,600
8472901000	AUTOMATIC TELLER MACHINES	NO 3	18,900
8473300000	PARTS & ACCESSORIES FOR ADP MACHINES & UNITS	X	278,740
8474100090	SORT,SCREEN,SEPARATE OR WASH MACH F MINERL,STATNRY	NO 2	3,800
8474900010	PARTS OF MCH F SORT, SCREEN, WASH, SEPARATE MINERA	X	6,218
8475901000	PARTS OF MACH F ASSEN ELEC LAMPS, ETC IN GLASS ENV	X	4,800
8476210000	AUTO BEVERAGE VENDING MACH INC HEAT OR REFRIG DEV	NO 13	33,172
8477590000	MACH, NESOI, F MOLDG OR FORMG RUBBER OR PLASTICS	NO 653	35,164
8477900020	PARTS OF EXTRUDERS FOR RUBBER OR PLASTICS	X	8,507

TABLE 6 - SHIPMENTS OF MERCHANDISE FROM PUERTO RICO TO VIRGIN ISLANDS,
BY COMMODITY:FISCAL YEAR 1999

COMM-CODE	COMMODITY AND UNIT OF QUANTITY		QUANTITY	VALUE-\$
8477900090	PARTS, NESOI, OF MACH F WORKING RUBBER OR PLASTICS	X		14,593
8479100080	MACHINERY, NESOI, FOR PUBLIC WRKS, BUILDING,ETC	NO	45	110,000
8479891000	AIR HUMIDIFIERS OR DEHUMIDIFIERS	NO	13	3,074
8479898578	PHYSICAL DEPOSITION APPARATUS INCL. SPUTTERING APS	NO	6	9,773
8479899750	OIL AND GAS FIELD WIRE LINE AND DOWNHOLE EQUIPMENT	NO	215	634,042
8479909580	OTHER PARTS OF MACH & MECHANICAL APPLIANCES	X		25,800
8479909760	PARTS OF PRESSES & OTH MACH FOR TREAT WOOD OR CORK	X		11,200
8479909780	PARTS OF MACH & MECHANICAL APPL, NESOI	X		4,448
8481100040	PRESSURE-REDUCING CONTROL VALVES, PNEU.FLUID POWER	NO	1	4,320
8481100060	PRESSURE-REDUCING VALVES, PNEUMATIC FLUID POWER	NO	2	2,900
8481302010	CHECK VALVES OF IRON	NO	4,681	74,729
8481400000	SAFETY OR RELIEF VALVES	NO	2	4,772
8481801095	TAPS,COCKS,VALVES,NESOI, COPPER,HD OP,850 KPA & OV	NO	1,482	12,000
8481809050	OTHER VALVES, NESOI	NO	2	2,790
8481909090	PARTS OF TAPS,COCKS,VALVES, ETC, NESOI	KG	15	5,311
8482200080	CONE TAPERED ASSEMBLIES, NESOI	NO	46	2,733
8483101020	CAM/CRANKSHAFT F SPARK IGN ENG F VEHICLES OF CH 87	KG	1,605	48,528
8483105000	TRANSMISSION SHAFTS AND CRANKS, NESOI	KG	136	4,200
8483200010	HOUSED BEARINGS INCORPORATING BALL BEARINGS	NO	149	26,292
8483401000	TORQUE CONVERTERS	NO	3	7,306
8483404050	MULTIPLE & VARIABLE RATIO SPEED CHANGERS, MANUAL	NO	6	10,054
8483604000	CLUTCHES AND UNIVERSAL JOINTS	X		10,000
8483608000	SHAFT COUPLINGS, EXCEPT UNIVERSAL JOINTS	X		6,576
8485900040	OIL SEALS, OTHER THAN THOSE OF CHAPTER 40	NO	23,193	17,395
8485900080	MACH PARTS W/O ELEC FEATURE NOT SPECIFIED IN CH 84	X		10,000
	ELECTRICAL MACHINERY AND EQUIPMENT AND PARTS THEREOF;SOUND RECORDERS AND REPRODUCERS,TELEVISION IMAGE AND SOUND RECORDERS AND REPRODUCERS, AND PARTS AND ACCESSORIES OF SUCH ARTICLES.....		TOTAL	3,986,345
8501104080	ELECTRIC MOTORS <18.65 W, DC, O/T BSHLS, NESOI	NO	1	3,188
8501104080	ELECTRIC MOTORS UNDER 18.65 W, NESOI	NO	1	6,200
8501318000	DC GENERATORS, NOT EXCEEDING 750 W	NO	10	30,900
8501336000	DC GENERATORS > 75W BUT =< 375 KW	NO	3	7,000
8501512020	GEAR MOTOR, AC, MULTI-PHASE,>37.5W BUT =<74.6 W	NO	8	2,808
8502110000	GENERATING SETS, ELC, DIESEL, =< 75KVA OUTPUT	NO	1	20,110
8503006040	PARTS OF GENERATORS O/T COMMUTATORS	X		31,273
8503006060	OTHER PARTS FOR MACHINES IN 8501 AND 8502	X		20,000
8504406001	POWER SUPPLIES FOR PHYS INCORP INTO ADP, <= 50W	NO	100	3,000
8504406018	POWER SUPPLIES FR PHYS INCORP INTO ADP,EXCEED 500W	NO	1	3,582
8504407012	POWER SUPPLIES FOR ADP, NESOI, 150W - 500W	NO	5	7,168
8504407018	POWER SUPPLIES FOR ADP, NESOI, EXCEEDING 500W	NO	1	11,890
8504409580	STATIC CONVERTERS, NESOI	X		3,864
8506800000	PRIMARY CELLS AND BATTERIES, NESOI	NO	6,595	23,885
8507100060	LEAD-ACID BATTERIES, NEW, 12 VOLTS, >6KG	NO	245	8,940
8507100090	LEAD-ACID BATTERIES, NEW, OTHER THAN 12 VOLT	NO	42	2,574
8508800095	ELECTROMECHANICAL HAND TOOLS,NESOI	NO	38	3,060
8508800091	ELECTROMECHANICAL DOMESTIC APPLIANCES, NESOI	NO	91	28,615
8515800080	ELEC WELDING MACHINES,NESOI; METAL SPRAYING EQ	NO	2	4,712
8516100040	ELECTRIC STORAGE WATER HEATERS	NO	24	3,034
8516100080	ELECTRIC WATER HEATERS, NESOI, AND IMMERSION HEATE	NO	132	5,567
8516604000	ELECTRIC COOKING STOVES, RANGES AND OVENS	NO	8	3,678
8516710000	ELECTRIC COFFEE OR TEA MAKERS	NO	1	2,864
8517190000	VIDEOPHONES	NO	93	19,966
8517210000	FACSIMILE MACHINES	NO	1	2,795
8517301500	CENTRAL OFFICE TELEPHONE SWITCHING SYSTEMS	NO	5	8,310
8517305000	TELEGRAPHIC SWITCHING APPARATUS	X		10,331
8517501000	MODEMS,OF A KIND USED WITH ADP EQP.IN HEADING 8471	NO	7	1,222,664
8517801020	TELEPHONIC APPARATUS, NESOI	X		2,777
8517902000	PARTS FOR TELEPHONIC SWITCHING APPARATUS	X		286,746
8517905000	PARTS,NESOI,FOR TELEPHONIC APPARATUS	X		87,098
8517909000	PARTS FOR TELEGRAPHIC APPARATUS	X		4,800
8518290000	RECORD PLAYERS,NESOI	NO	8	13,498
8519990070	SOUND REPRODUCING APPARATUS,NESOI	NO	275	20,028
8520900040	OPTICAL DISK RECORDERS	NO	14	3,016
8520900080	OTHER MAGNETIC SOUND RECORDING OR REPRODUCING EQUI	NO	434	90,059
8521900000	VIDEO RECORDING OR REPRODUCING APP,EXC MAGNET TAPE	NO	31	2,534

TABLE 6 - SHIPMENTS OF MERCHANDISE FROM PUERTO RICO TO VIRGIN ISLANDS,
BY COMMODITY:FISCAL YEAR 1999

COMM-CODE	COMMODITY AND UNIT OF QUANTITY	QUANTITY	VALUE-\$
8522900010	MAGNETIC RECORDING AND REPRODUCING HEADS	X	16,485
8523110000	UNRECORDED MAGNETIC TAPE =< 4 MM WIDTH	NO	7
8523120010	UNRECORDED MAGNETIC TAPE > 4 BUT =< 6.5MM, CARTRID	NO	660
8523120040	UNRECORDED MAGNETIC TAPE >4 & =<6.5MM, VIDEO	X	6,936
8523200000	UNRECORDED MAGNETIC DISCS	NO	30
8524310000	LASER DISCS, FOR REPRODUCING OTHER THAN SOUND/IMAGE	NO	201
8524320000	LASER DISC FOR REPRODUCING SOUND ONLY	NO	7,192
8524400000	MAGNET TAPES FR REPRODUCING OTHER THAN SOUND/IMAGE	NO	4
8524513040	SOUND RECORDINGS ON CASSETTE TAPES, WIDTH =< 4MM	NO	202
8524522000	OTHR MAGNET TAPE RECORDNG >4MM =<6.5MM, EXCEP VIDEO	NO	740
8524531040	VIDEO TAPE RECORDING, WIDTH =<16 MM, IN CASSETTES	NO	1
8524532000	OTHR MAGNET TAPE RECORDNG >6.5MM, EXCEPT VIDEO	NO	21
8524910000	OTHR RECORDED MEDIA, NESOI, FOR REPROD OTHR THAN SA	NO	117
8524990000	RECORDED MEDIA, NESOI	NO	1,023
8525102010	APPARATUS FOR RECEP OF TV SIGNALS BY TV SATELLITE	NO	19
8525202000	RADIO TRANSCEIVERS, LOW POWER, 49.8 MHZ TO 49.90MH	NO	1
8525203030	RADIO TRANSCEIVERS, HAND-HELD, NESOI	NO	117
8525203042	RADIO TRANSCEIVERS, NESOI, =< 30 MHZ	NO	200
8525203045	RADIO TRANSCEIVERS, NESOI, > 30 MHZ BUT =< 400 MHZ	NO	1
8525400000	STILL IMAGE VIDEO CAMERAS & OTHR VIDEO CAMERA RECO	NO	20
8525408085	STILL VIDEO CAMERAS & OTHR VID CAM RECORDERS, NESOI	NO	34
8526100020	RADAR DESIGNED FOR BOAT OR SHIP INSTALLATION	NO	1
8527310000	RADIOBROADCAST RECEIVERS, NESOI, WITH SOUND RECORDER	NO	148
8527908035	RADIO RECEIVERS > 30 MHZ BUT =< 400 MHZ	NO	132
8528123000	RECEP APP FOR TV, COLOR, INC VIDEO RCRDNG/REPROD APP	NO	16
8528126005	03TV RCRS, CLR, W/PCTR TUBE, WRDOBRDCST RCVRs/SND RC	NO	155
8529102050	TELEVISION ANTENNAS, NESOI	NO	38
8529104000	ANTENNAS & PARTS FOR RADAR, RADIO NAVIGATIONAL AID	X	4,308
8529901000	TELEVISION TUNERS	X	27,320
8529905000	PARTS, NESOI, OF APPARATUS IN HEADINGS 8525 TO 852	X	5,000
8530100000	ELECTRICAL SIGNALING OR TRAFFIC CONTROL EQPT RAIL	X	3,300
8531100025	SMOKE DETECTORS, NESOI	NO	1
8531100045	BURGLAR OR FIRE ALARMS AND SIMILAR APPARATUS, NESOI	NO	38
8531200040	INDICATOR PANELS INCORPORATING LED'S	X	12,187
8531900000	PARTS OF ELECTRIC SOUND OR VISUAL SIGNALING APRTS	X	23,496
8535290040	AUTOMATIC CIRCUIT BREAKERS NESOI > 72.5 KV < 345 K	NO	2
8535908020	TERMINALS, ELC SPLICES AND ELC COUPLINGS	NO	400
8536200040	AUTOMATIC CIRCUIT BREAKERS =< 1000 V, NESOI	NO	11,582
8536694040	ELECTRICAL CONNECTORS, PRNTD CRCT TYPE =<1,000 V	NO	76
8536695050	ELECTRICAL CONNECTORS, FOR VOLTAGE=<1,000 V, NESOI	X	9,948
8536908085	ELECT APPARATUS FOR SWTCH & PROTECT CIRCUITS NESOI	X	298,854
8537109050	ELECTRICAL PANEL & DISTRIBUTION BOARDS =< 1000 V	NO	1
8537109070	ELECT APPARATUS EQP WITH APTS FRM HD 8535&36, NESOI	NO	909
8538907020	PARTS OF AUTO CIR BREAKERS FOR HEAD 8535/8536/8537	X	345,639
8538907080	PRTS SUITBL FOR USE W/APTS IN 8535,8536,8537, NESOI	X	8,344
8539214040	TUNGSTEN HALOGEN FILAMENT LAMPS > 100 V, & < 500 W	NO	640
8539228050	FILAMENT LAMPS =< 150 W BUT > 100 V, NESOI INCL SD	NO	2
8539390000	DISCHARGE LAMPS, (EX ULTRAVIOLET), NESOI	NO	8
8541900000	PARTS FOR DIODES, TRANSISTORS & SIMLR SEMICONDUCTRS	X	12,885
8543899890	ELECTRICAL MACHINES AND APPARATUS, NESOI	X	5,750
8544110050	OTHER INSULATED WINDING WIRE MADE OF COPPER	KG	1,018
8544200000	INSULATED COAXIAL CABLE AND COAXIAL ELECTRICAL CDT	KG	3,181
8546900000	ELECTRICAL INSULATORS, NESOI	NO	125
8547900040	ELECTRICAL CONDUIT LINED WITH INSULATION, JS NESOI	KG	17
8548900000	ELECTRICAL PARTS OF MACHINERY NESOI IN CHAPTER 85	X	94,217
	VEHICLES, AIRCRAFT, VESSELS AND ASSOCIATED TRANSPORT EQUIPMENT..... TOTAL		12,705,967
	RAILWAY OR TRAMWAY LOCOMOTIVES, ROLLING STOCK AND PARTS THEREOF; RAILWAY OR TRAMWAY TRACK FIXTURES AND FITTINGS AND PARTS THEREOF; MECHANICAL (INCLUDING ELECTROMECHANICAL) TRAFFIC SIGNALING EQUIPMENT OF ALL KINDS..... TOTAL		25,500
8609000000	CONTAINERS FOR ONE OR MORE MODES OF TRANSPORT	X	25,500

TABLE 6 - SHIPMENTS OF MERCHANDISE FROM PUERTO RICO TO VIRGIN ISLANDS,
BY COMMODITY:FISCAL YEAR 1999

COMM-CODE	COMMODITY AND UNIT OF QUANTITY	QUANTITY	VALUE-\$
	VEHICLES,OTHER THAN RAILWAY OR TRAMWAY ROLLING STOCK,AND PARTS AND ACCESSORIES THEREOF..... TOTAL		11,807,542
8701300090	TRACK-LAYING TRACTORS,USED,OTHR THN 8709	NO 1	8,500
8701901070	TRCTS,AGRL USE, NEW,EXC TRACK-LAYING AND PTO TYPE	NO 2	15,000
8701905025	TRCTS, WTH NT ENG PWR OF 373 KW OR MORE, NESOI	NO 1	13,500
8702900000	PUBLIC-TRANSPRT TYP PASGNR VEH, NESOI	NO 1	12,700
8703210000	PASS MTR VEH, SPARK IGN ENG, NOT OV 1,000 CC	NO 1	27,500
8703230020	VEHICLES,NESOI,NEW,ENG EXC 1,500,EXC 3,000CC<=4CYL	NO 82	866,188
8703230080	VEHICLES,NESOI,NEW,ENG EXC >1500<=3000CC,>4<= 6CYL	NO 418	5,366,293
8703230090	VEHICLES,NESOI,USED,ENG EXC 1500,NOT EXC 3000 CC	NO 288	3,487,712
8703240090	PASS MTR VEH, SPARK IGN, OVER 3000 CC, USED	NO 88	400,201
8703310000	PASS MTR VEH, DIESEL ENG, NOT OV 1500 CC	NO 2	25,000
8703320010	PASS VEH, DIESEL ENG, OV 1500 BT NT OV 2500 CC,NEW	NO 13	248,417
8703320050	PASS VEH,DIESEL ENG, OV 1500 BT NT OV 2500 CC,USED	NO 3	12,000
8703330010	AMBULANCES, HEARSEs, PRISON VANS OVER 2500CC NEW	NO 1	30,000
8703330085	PASS MTR VEH, DIESEL ENG, OVER 2500 CC, USED	NO 3	65,055
8704320010	TRUCK, SPRK IGN ENG, GVW >5 BUT <=9 METRIC TONS	NO 1	20,000
8704900000	TRUCKS, NESOI	NO 3	75,000
8705400000	CONCRETE MIXERS, SPECIAL PURPOSE VEHICLE	NO 1	60,000
8705900000	SPECIAL PURPOSE VEHICLES, NESOI	NO 3	278,500
8708100050	BUMPERS AND PARTS, NESOI, OF HEADINGS 8701 TO 8705	X	324,274
8708402000	GEAR BOXES AND PARTS FOR VEHICLES OF HEADING 8703	NO 1,037	21,771
8708700050	ROAD WHEELS AND PRTS FOR VEH NESOI,OF 8701,8705	X	2,699
8708925000	MUFFLERS AND EXHAUST PIPES FOR VEHICLES, NESOI	X	20,033
8708990010	PARTS AND ACCESSORIES NESOI,FOR TRACTORS NESOI	X	28,300
8708998075	PARTS AND ACCESSORIES FOR VHCLS 8701 TO 8705, NESOI	X	48,222
8709110060	VEHICLES,SEL-PROPLD, NOT FITD WTH LIFTNG,HANDLG EQ	NO 3	8,000
8711100000	MOTOCYCLES (INCL MOPEDS),PIST,ENG,CYL,NOT,EXC 50CC	NO 1	12,800
8711500000	MOTORCYCLES, CYCL,EXCD 800 CC	NO 1	10,342
8711900000	MOTORCYCLES (INCLUDING MOPEDS), NESOI	NO 2	10,850
8713900000	INVALID CARRIAGES, NESOI	NO 1	3,000
8714190000	PARTS, NESOI, OF MOTORCYCLES	KG 273	4,054
8716310000	TANKER TRAILERS AND TANKER SEMI-TRAILERS, NESOI	NO 1	25,000
8716390040	TRAILERS AND SEMI-TRAILERS, NESOI, VAN TYPE, NESOI	NO 3	28,238
8716390090	TRAILERS AND SEMI-TRAILERS, NESOI, TRANPRT GOODS	NO 4	36,845
8716400000	TRAILERS AND SEMI-TRAILERS, NESOI	NO 2	11,750
	AIRCRAFT,SPACECRAFT,AND PARTS THEREOF..... TOTAL	3,107	498,825
8803200050	UNDERCARRIAGES & PARTS THEREOF FOR MILITRY AIRCRT	KG 3,081	459,044
8803300010	OTHER PARTS,NESOI,OF CIVIL AIRPLANES/HELICOPTERS	KG 8	14,171
8803909050	OTHER PARTS,NESOI,FOR OTHR MILITARY AIR & SPACCRFT	KG 18	25,610
	SHIPS,BOATS AND FLOATING STRUCTURES..... TOTAL		574,100
8903100000	INFLATABLE YACHTS,VESSLS, FOR PLES,SPORTS	NO 1	3,500
8903910045	SAILBOATS, WITH/WITHOUT,AUXIL MOTR NESOI	NO 2	14,600
8903920025	MOTORBOATS INBOARD/OUTDRIVE POWRD,EXCEED 6.5M LNTH	NO 3	30,000
8903920050	INBOARD POWERED MOTORBOATS,NOT EXC,8M LENGTH	NO 1	5,000
8903999000	YACHTS & OTH VESSELS FOR PLEASURE OR SPORTS, NESOI	NO 3	218,000
8906009090	VESSLS,NESOI, LIFEBOATS	X	169,000
8907900060	TANKS	X	104,000
8907900090	FLOATING STRUCTURES NESOI	X	30,000
	OPTICAL,PHOTOGRAPHIC,CINEMATOGRAPHIC, MEASURING,CHECKING,PRECISION,MEDICAL OR SURGICAL INSTRUMENTS AND APPARATUS; CLOCKS AND WATCHES; MUSICAL INSTRUMENTS; PARTS AND ACCESSORIES THEREOF..... TOTAL		1,407,630
	OPTICAL,PHOTOGRAPHIC,CINEMATOGRAPHIC, MEASURING,CHECKING,PRECISION,MEDICAL OR SURGICAL INSTRUMENTS AND APPARATUS; PARTS AND ACCESSORIES THEREOF..... TOTAL		1,116,516
9001300000	CONTACT LENSES	PRS 1,547	26,400
9002119000	LENSES FOR CAMERAS,PHOTOGRAPHIC ENLARGERS, NESOI	X	7,653

TABLE 6 - SHIPMENTS OF MERCHANDISE FROM PUERTO RICO TO VIRGIN ISLANDS,
BY COMMODITY:FISCAL YEAR 1999

COMM-CODE	COMMODITY AND UNIT OF QUANTITY	QUANTITY	VALUE-\$
9003900000	PARTS FOR FRAMES AND MOUNTINGS, SPECTACLES, ETC	X	18,795
9004100000	SUNGLASSES	DOZ	16,274
9006510000	CAMERAS W LENS VIEWFINDER, FOR FILM WIDTH <=35 MM	NO	4,500
9006530000	PHOTO CAMERAS FOR ROLL FILM OF A WIDTH OF 35 MM	NO	6,985
9009110000	ELECTROSTATIC PHOTOCOPYING IMAGE DIRECTLY ON COPY	NO	31,585
9009900000	PART AND ACCESSORIES OF PHOTOCOPYING APPARATUS	X	17,120
9010506000	APPARATUS AND EQUIPMENT FOR PHOTOGRAPHIC LABS NESOI	X	4,682
9013900000	PTS OF LIQ CRYSTAL DEVICE, LASER&OTH OPTICAL,NESOI	X	8,386
9014802000	NAVIGATIONAL SHIP LOGS & DEPTH-SOUNDING APPARATUS	NO	6,110
9017208040	HAND-OPERATED INPUT DEVICES, DIGITIZERS	NO	7,991
9017206060	DRAWING, MARKING-OUT/MATH CALCULATING INST, NESOI	X	52,464
9018110040	ELECTROCARDIOGRAPHS	NO	5,000
9018390050	CANNULAE AND THE LIKE AND PART AND ACCESSORIES	X	31,696
9018901500	OPTICAL INSTRUMENTS AND APPLIANCES & PARTS, NESOI	X	44,731
9018906000	ELECTRO-SURGICAL INSTRUMENTS & APPLIANCES & PARTS	X	8,030
9018907080	OTHER THERAPEUTIC APPLIANCES AND INSTRUMENTS,NESOI	X	363,844
9018908000	INST & APPLIANCES FOR MEDICAL,SURGICAL, ETC,NESOI	X	30,483
9019105000	PSYCHOLOGICAL APTITUDE-TESTING APPARATUS & PARTS	X	5,120
9019200000	OZONE,OXYGEN,ETC THERAPY, RESPIRATION APPARATUS,PT	X	15,794
9021194000	BONE PLATES,SCREWS&NAILS,&OTH INTERNAL, FIX DEVICE	X	3,859
9022298000	APPTS, ALPHA,BETA,ETC RADIATION FOR OTH USE, NESOI	X	58,620
9023000000	INST, APPTS&MODELS,FOR DEMONSTRATIONAL USE& PARTS	X	5,245
9026107000	INST & APPRTS, MEAS/CHECK FLOW/LEVEL OF LIQ, NESOI	NO	9,771
9026200000	INST & APPRTS, MEASURING/CHECKING PRESSURE	NO	1
9026800000	INST MEASURE/CHECKING VARIABLE OF LIQ/GASES, NESOI	NO	2,945
9026900000	PTS, INST & APPRTS MEASURE/CHECK VARIABLES LIQ/GAS	X	14,000
9027801000	NUCLEAR MAGNETIC RESONANCES INST EXC HEADING 9018	X	2,645
9027803100	ELECTROCHEMICAL INSTRUMENTS AND APPARATUS,	NO	4
9027803500	PHYS ANALYSIS INST, EXC OPTICAL RADIATIONS, NESOI	NO	3
9027808000	INST, MEASURING/CHECKING VISCOSITY ETC, NESOI	NO	18,026
9028200000	LIQUID METERS	NO	8
9028300000	ELECTRICITY METERS	NO	1
9028100000	REVOLUTION COUNTERS, PRODUCTION COUNTERS, ETC	NO	27
9030310000	MULTIMETERS	NO	20
9030390040	APPARATUS TO TEST VOLTAGE OR CURRENT OR RESISTANCE	X	3,640
9030390080	INST&APPTS FOR MEASURING/CHECKING POWER, NESOI	X	22,000
9030400000	OTH INST, SPECIALLY DESIGNED FOR TELECOMMUNICATION	X	27,088
9031808060	EQUIP, TESTING ELEC CHARACTERISTICS OF ENGINES	X	100,000
9031900000	PTS, OF MACH NESOI IN THIS CHAP,& PROFILE PROJECTR	X	23,005
9032896075	OTHER PROCESS CONTROL INST & APPARATUS, NESOI	X	12,000
9033000000	PTS, NESOI FOR MACHINES,APPLN,INST/APPTS OF CHAP90	X	23,760
	CLOCKS AND WATCHES AND PARTS THEREOF..... TOTAL		2,646
			48,274
9101110000	WRST WATCH, ELEC OPER,PRECIOUS METAL, MECH DISPLAY	NO	288
9101120000	WRIST WATCH,ELEC OPER,PRECIOUS METAL,OPTO-ELEC DSP	NO	2
9101810000	OTH WATCH, PRECIOUS METAL, ELEC OPR,EXC WRST WATCH	NO	557
9102110000	WRST WATCH, ELEC OPER,MECHANICAL DISPLY,BASE METAL	NO	4,508
9106200000	PARKING METERS	NO	1
9108910000	WATCH MOVEMNT, COMPL & ASSEM, MEAS 33.8 MM OR LESS	NO	2,334
9113200000	WATCH BANDS, ETC, OF BASE METAL WHETHER/NT GLD/SLV	X	4,300
	MUSICAL INSTRUMENTS; PARTS AND ACCESSORIES OF SUCH ARTICLES..... TOTAL		3
			13,545
9201100000	UPRIGHT PIANOS	NO	2
9207100020	MUSIC SYNTHESIZERS, OTHER THAN ACCORDIONS	NO	1
	MISCELLANEOUS MANUFACTURED ARTICLES..... TOTAL		
			1,387,257
	FURNITURE;BEDDING,MATTRESSES,MATTRESS SUPPORTS,CUSHIONS AND SIMILAR STUFFED FURNISHINGS;LAMPS AND LIGHTING FITTINGS, NOT ELSEWHERE SPECIFIED OR INCLUDED; ILLUMINATED SIGNS, ILLUMINATED NAME-PLATES AND THE LIKE,PREFABRICATED BUILDINGS..... TOTAL		
			1,175,835
9401200000	SEATS OF A KIND USED FOR MOTOR VEHICLES	NO	109
9401693000	CHAIRS, EXCEPT UPHOLSTERED WITH WOODEN FRAMES	NO	85

TABLE 6 - SHIPMENTS OF MERCHANDISE FROM PUERTO RICO TO VIRGIN ISLANDS,
BY COMMODITY:FISCAL YEAR 1999

COMM-CODE	COMMODITY AND UNIT OF QUANTITY		QUANTITY	VALUE-\$
9401710000	SEATS WITH METAL FRAMES, UPHOLSTERED	NO	78	9,453
9403100040	METAL FURNITURE OF A KIND USED IN OFFICE, NESOI	X		79,608
9403200010	METAL FURNITURE OF A KIND USED IN HOUSEHOLD	X		50,349
9403200020	METAL FURNITURE COUNTERS, LOCKERS ETC, EXC OFFICE	X		26,038
9403200030	METAL FURNITURE AND PARTS, NESOI	X		35,334
9403300000	WOODEN FURNITURE OF A KIND USED IN OFFICES	X		9,620
9403409080	WOODEN CABINET, FOR USE IN THE KITCHEN	X		37,500
9403600000	WOODEN FURNITURE, NESOI	X		344,308
9403800000	FURNITURE OF CANE, BAMBOO OR SIMLR MATERIAL, NESOI	X		8,379
9403905500	PTS, OF FURNITURE RUB/PLASTIC FOR MOTOR VEHICLES	X		3,453
9403909000	PARTS OF FURNITURE NESOI	X		44,898
9404100000	MATTRESS SUPPORTS	NO	137	12,886
9404210000	MATTRESS OF CELLULAR RUBBER OR PLASTICS	NO	348	53,147
9404290000	MATTRESSES OF OTHER THAN CELLULAR RUB/PLASTICS	NO	537	80,135
9405400000	ELECTRIC LAMPS AND LIGHTING FITTINGS, NESOI	NO	474	25,000
9405600000	ILLUMINATED SIGNS, ILLUMINATED NAMEPLATES AND THE	NO	4,528	90,551
9405910000	PARTS OF GLASS FOR LAMPS AND LIGHTING FITTINGS	X		3,920
9406008025	PREFABRICATED BUILDINGS OF METAL	NO	6	118,626
9406008090	PREFABRICATED BUILDINGS, NESOI	NO	136	135,000
	TOYS,GAMES AND SPORTS EQUIPMENT; PARTS AND ACCESSORIES THEREOF.....	TOTAL		130,109
9503410010	STUFFED TOYS	NO	14	3,510
9504100010	VIDEO GAMES OF A KIND USED WITH A T.V. RECEIVER	X		4,113
9504200000	ARTICLES, PTS & ACC FOR BILLIARDS INCL POCKET BILR	X		6,690
9504300010	VIDEO GAMES, COIN-OR TOKEN-OPERATED	X		50,000
9504904000	GAMES MACHINES, EXC COIN-OR TOKEN-OPERATED, PTS	X		3,425
9505104010	ARTIFICIAL CHRISTMAS TREES, OF PLASTIC	NO	28	4,122
9505904000	CONFETTI, PAPER SPIRALS OR STREAMERS, ETC & PARTS	X		6,750
9506290040	SURF BOARD & OTH WATER-SPORT EQUIP, PTS ETC, NESOI	X		24,575
9506310000	GOLF CLUBS, COMPLETE	NO	175	16,774
9506910000	GYMANASIU, OR OTH EXERCISE ARTICLES & EQUIP& PTS	X		4,150
9507900000	LINE-FISHING TACKLE & HUNT/SHOOTING EQUIP & PTS,NE	X		6,000
	MISCELLANEOUS MANUFACTURED ARTICLES.....	TOTAL	54,209	81,313
9603404050	PAINT,DISTEMPR,VARNISH OR SIMILR BRUSHES,EX 960330	NO	54,209	81,313
	WORK OF ART,COLLECTORS PIECES AND ANTIQUES.....	TOTAL		28,009
	WORK OF ART,COLLECTORS PIECES AND ANTIQUES.....	TOTAL		28,009
9701100000	PAINTINGS, DRAWING AND PASTELS EXC OF HEADING 4906	X		9,500
9701900000	PAINTINGS, DRAWING AND PASTELS, NESOI	X		9,055
9703000000	ORIGINAL SCULPTURES AND STATUARY, IN ANY MATERIAL	X		5,250
9704000000	POSTAGE OR REVENUE STAMPS, FIRSTDAY COVERS	X		4,204
	SPECIAL CLASSIFICATION PROVISIONS.....	TOTAL		321,541
	SPECIAL CLASSIFICATION PROVISIONS.....	TOTAL		321,541
9802200000	MEDICINAL & PHARMACEUTICAL PRODUCTS, DONATED	X		76,309