

PROFIT OUTDOOR LIVING



NOW AVAILABLE AT



WWW.PROFITOUTDOORLIVING.COM

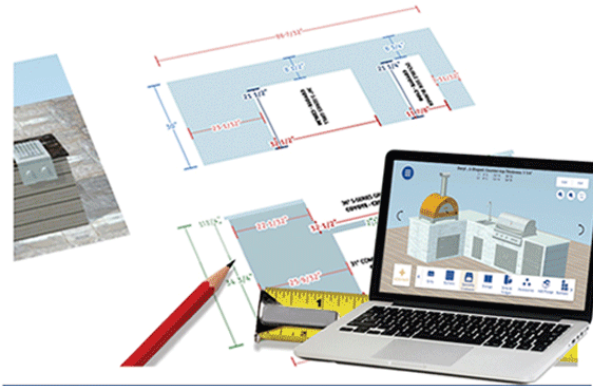
At Pro-Fit, we are committed to offering a comprehensive, start-to-finish solution. Our goal is to empower you to streamline your outdoor kitchen projects and consistently exceed client expectations.

Pro-Fit provides an integrated system that simplifies every step, from initial design to final installation.

This ensures a seamless process, allowing your partners to deliver high-quality, customized outdoor kitchens more efficiently and effectively.

This presentation will highlight the continued value Pro-Fit brings to your network as an outdoor kitchen supplier.

PROFIT OUTDOOR KITCHENS



EASY-TO-USE
3D DESIGN SOFTWARE



BUILT TO ORDER
WITH CUT-OUTS




SHIPS FLAT PACK
INSTALLS WITHIN MINUTES



READY FOR ANY FINISH
OF CHOICE

SUPERIOR OUTDOOR KITCHEN SYSTEMS, CUSTOMIZABLE, DURABLE, & EASY TO INSTALL



READY-TO-FINISH KITCHENS

Reduce Labor, Maximize Profits

- **Fast Installation:** Designed for quick assembly, ready to be finished in the same day. All panels are pre-labeled and appliance openings done for you. No foundation needed, perfect for existing pavers.
- **Heavy-Duty & Durable:** Our frames are made from hardcore 1x1 Heavy-Gauge Aluminum that guarantees no rusting, no warping, and maintains structural integrity for a lifetime. This is combined with Oxi-Fiber Board, a lightweight, structural board that's inherently fire, water, rot and insect resistant, providing an incredibly durable and stable core for any finish.



INSTALL
ON PAVERS



MODULAR
DESIGN



QUICK
SET UP




LOW
MAINTENANCE



VERSATILE
FINISHES

ULTIMATE DESIGN FREEDOM, CUSTOMIZE WITH **extremegreen** STONE



PRE-FINISHED KITCHENS: MODERN LOOK, FAST ASSEMBLY, TAILORED LAYOUT



Crafted with our signature fireproof and fade-resistant finish, these timeless modern islands are ready to go.

Design your own layout, pick your cabinet color, and we will integrate any grill, storage, or accessory, delivering a high-quality, custom kitchen without the high-end hassle.

CHOOSE YOUR COMPONENTS



CHOOSE YOUR FINISH COLOR



PRO-FIT OUTDOOR KITCHENS

FAST INSTALLATION

Can be assembled quick. No foundation needed perfect for existing pavers you don't want to disturb.

PIONEER DESIGN SOFTWARE

Get accurate, detailed project layouts and lists of components. Bull Equipment Pricing & NPT Finishes.

VERSATILE FINISHES

Accepts various finishes like cladding, stacked stone, tile, textured acrylic etc. Pre-finished kits available.

CLEAN CONSTRUCTION PROCESS

No need for mixing concrete or mortar.

UPFRONT VS. LONG-TERM COST

Predictable upfront cost for a finished product.
Potential savings if buying in bulk.

CONSTRUCTION

Rigid aluminum frame - designed to never rust, set, or break. Magnesium Oxide (Mgo) Boards -resistant to mildew, mold, and rot, flame spread rating of 0.

VS.

OTHER OPTIONS

TIME-CONSUMING & LABOR-INTENSIVE

Requires significant footings (digging, pouring concrete). Can take a couple days to complete.

OUTDATED OR COMPLICATED DESIGN SYSTEMS

Requires advanced design skills or tedious back-and-forth design communication.

LIMITED FINISH OPTIONS

Primarily suited for stone veneer or or stucco.

MESSY CONSTRUCTION PROCESS

Requires digging, mixing concrete, cutting blocks.

UPFRONT VS. LONG-TERM COST

Potentially upfront cost, but high mistake probability. Mistakes in cutting blocks or foundation issues can lead to wasted materials, re-work, and additional costs.

CONSTRUCTION

Welded tubular steel, which is prone to rust and can bleed orange onto pavers. Fiber Cement Board is heavyweight susceptible to cracking

To further simplify and enhance outdoor living projects, Pro-Fit offers innovative water and fire feature kits. These pre-engineered solutions are designed to:

STREAMLINE COMPLEX INSTALLATIONS


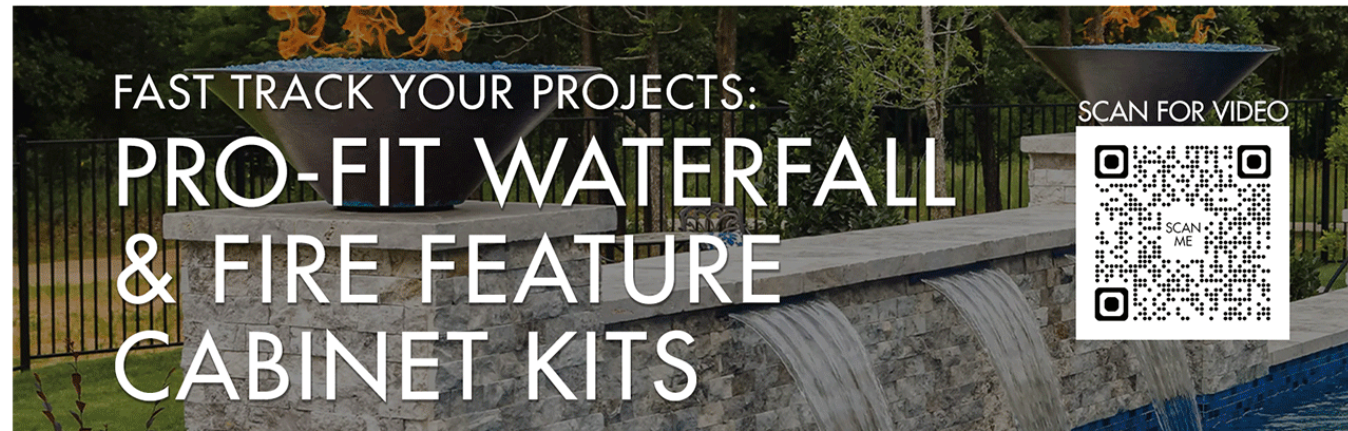
Eliminate the need for extensive, custom on-site fabrication.

REDUCE PROJECT TIMELINES & LABOR COSTS

Our kits allow for quicker, more efficient integration, significantly cutting down on project duration and labor expenses.

BROADEN PROJECT SCOPE:

Enable your partners to offer sophisticated, high-value features to their clients with less effort and risk.



WATERFALL SPILLWAY CABINET KIT

INCLUDES ALUMINUM FRAME AND SURROUNDING CABINET

AVAILABLE IN 36", 48", 60" WIDTH

HEIGHT: 18" DEPTH: 18"

FIRE FEATURE COLUMN KIT

INCLUDES ALUMINUM FRAME AND SURROUNDING CABINET

AVAILABLE IN 24" WIDTH

HEIGHT: 24", 30" DEPTH: 24"



COMPLEMENT WITH ANY FINISHING MATERIALS