

TREMIRON®

WE MAKE IT EASY




A QUIKRETE® COMPANY



PAVERS ■ WALLS
OUTDOOR LIVING

NORTH / SOUTH REGION | VOLUME 2

// Tremron products
combine beauty with
durability, offering a
stunning way to enhance
outdoor spaces. //



MEGA OLDE TOWN (GLACIER)



MODERN MOTION

- 07 Monaco Pavers
- 08 Templehurst Smooth Pavers
- 09 Stonehurst Smooth Pavers
- 10 Ultra Combo Pavers
- 11 Lenza Wall



CLASSIC TOUCH

- 13 4x8 Brick Pavers
- 14 Templehurst Pavers
- 15 Stonehurst Pavers
- 16 Mega Olde Towne Pavers
- 17 Olde Towne Pavers
- 18 Bullnose Coping
- 19 Munich Wall
- 20 Stonegate Wall

COVER IMAGE: LENZA WALL (GLACIER)

CONTENTS



FIND YOUR AUTHORIZED CONTRACTOR TODAY

Our goal is to provide you with quality paver & wall products for your project. We understand that it's a large investment. If you need help with finding the right contractor for your project, we can help. Our goal is to recommend qualified, knowledgeable hardscape contractors. The hardscape contractors found on our Tremron Authorized Contractor list have shown a proven knowledge on the basics of paver and retaining wall construction and installation. Each company listed has at least one individual on staff that has attended our training course and passed our Installer Exam.

While we try our best to recommend qualified contractors for your project, Tremron does not guarantee the workmanship of the installer. Please ask your selected contractor for references and about any warranty or guarantees they might provide on workmanship.



Scan the code to
get in touch with
our contractors.

FOLLOW THESE STEPS TO SELECT THE IDEAL CONTRACTOR TO BRING YOUR PROJECT TO LIFE.

STEP ONE

It's always a good idea to interview several contractors and find the best match for your project and personality. The contractor you choose will be at your project for days or weeks. Talk about working hours, how many people to expect at the project, what kind of equipment they will be using. Make sure you have a good rapport with the person and communicate your wants and needs.

Make sure to ask if they are a Tremron Authorized Contractor.

STEP TWO

Once you decide on the work you want to complete, confirm that the contractor has done that type of work in the past. Ask for pictures, references, or go by other projects they have completed and make sure you are happy with their quality of work.

STEP THREE

Once you reward the project to a specific contractor, get a written contract of the work to be performed. Make sure you understand the scope of your project and that any changes midway through the project, could result in additional costs to the project.

STEP FOUR

Once your project is complete, we would love to see finished photos! Photos can be submitted to Tremron at photos@tremron.com. Photos may be used in social media or future catalog publications.



Utilize our network of authorized contractors to build your happy place

We have a valued distributor network throughout the country who are knowledgeable about our products and have our products on display. We take great pride in providing in-depth regional training programs for contractors to become Authorized Tremron Contractors.

[Learn more at tremron.com](https://www.tremron.com)



MODERN MOTION

Monaco



MONACO (GLACIER)

The Monaco is offered in three popular modular sizes – 4x8, 8x8, and 8x12 – with a flat surface and a slightly beveled edge. It features a contemporary farmhouse design with a clean, flat finish, available in four colors, making it an ideal choice for pool decks, patios and driveways.

Standard Colors:




Glacier



Lionsbridge



Sand Dune



Sierra

Due to variations in printing, color selections should always be chosen from actual product samples.

Size Chart:



4x8



8x8



8x12

Paver Info:

PRODUCT #	PV2190W2075 - Glacier PV2190W3330 - Lionsbridge PV22190W3220 - Sand Dune PV2190W3320 - Sierra
DIMENSIONS (in.)	4x8, 8x8, 8x12
THICKNESS (in.)	2-3/8
SF PER CUBE	103
CUBE WEIGHT (lbs.)	2,700
SURFACE:	Smooth Top


Templehurst Smooth



TEMPLEHURST SMOOTH (SAND DUNE)

Templehurst Smooth features a larger format – 9x12, 12x12, and 12x21 – and is an enhanced version of the popular Templehurst paver, adding a smooth, contemporary finish that complements modern architectural design. Applicable for pool decks, patios and walkways.

Standard Colors:



Due to variations in printing, color selections should always be chosen from actual product samples.

Size Chart:



Paver Info:

PRODUCT #	PV21310W2075 - Glacier PV21310W3330 - Lionsbridge PV21310W3220 - Sand Dune PV21310W3320 - Sierra
DIMENSIONS (in.)	9x12, 12x12, 12x21
THICKNESS (in.)	2-3/8
SF PER CUBE	103
CUBE WEIGHT (lbs.)	2,700
SURFACE:	Smooth Top

Stonehurst Smooth



STONEHURST SMOOTH (SAND DUNE)

Stonehurst Smooth is a recreation of a popular classic paver, featuring a refined surface that offers a sleek and contemporary aesthetic. The elegant smooth finish, with a reduced bevel edge, enhances the upscale appeal of any outdoor space. This paver is ideal for achieving a modern look in driveways, pool decks, patios and walkways.

Standard Colors:



Due to variations in printing, color selections should always be chosen from actual product samples.

Size Chart:



Paver Info:

PRODUCT #	PV21495W2075 - Glacier PV21495W3330 - Lionsbridge PV21495W3220 - Sand Dune PV21495W3320 - Sierra
DIMENSIONS (in.)	6x9, 9x9, 9x12
THICKNESS (in.)	2-3/8
SF PER CUBE	116
CUBE WEIGHT (lbs.)	3,016
SURFACE:	Smooth Top

Ultra Combo



ULTRA COMBO (SIERRA)

Looking to add a contemporary feel to your hardscape design? Our two-piece Ultra Combo provides a modern lineal look that works well in both small and large settings. Available in our most popular colors, Ultra Combo is ideal for driveways, patios and pool decks.

Standard Colors:



Glacier



Lionsbridge



Sand Dune



Sierra

Due to variations in printing, color selections should always be chosen from actual product samples.

Size Chart:



8-3/4x8-3/4



8-3/4x12-3/4

Paver Info:

PRODUCT #	PV2410
DIMENSIONS (in.)	8-3/4x8-3/4, 8-3/4x12-3/4
THICKNESS (in.)	2-3/8 and 1 inch
SF PER CUBE	107
CUBE WEIGHT (lbs.)	2,800
SURFACE:	Smooth Top

Lenza



LENZA (LIONSBRIDGE)

Perfect for decorative walls, retaining walls, fire pits, outdoor grill stations, creating your unique outdoor living environment. The clean lines of Lenza Wall will be a showstopper. Wall system can be glued or pinned and is complimented by a matching cap. The bottom of the unit is chamfered for a clean distinctive look.

Standard Colors:



Glacier



Granite



Lionsbridge



Sand Dune



Sierra

Due to variations in printing, color selections should always be chosen from actual product samples.

Size Chart:



Wall Block
18x9x5



Wall Cap
18.5x10x2.5



Alignment pins

Paver Info:

PRODUCT #	RW03800 (Block), RW03901 (Cap)
HEIGHT (in.)	5 (Block), 2.5 (Cap)
LENGTH (in.)	18 (Block), 18.5 (Cap)
DEPTH (in.)	9 (Block), 10 (Cap)
SF PER CUBE	31 SF (50 Block), 80 (Cap)
CUBE WEIGHT (lbs.)	2,675 (Block), 2,850 (Cap)
SURFACE	Smooth

CLASSIC TOUCH



STONEHURST (GLACIER)

4x8 Brick



4X8 BRICK (LIONSBRIDGE)

Tremron’s 4x8 Brick Pavers offer durable quality that stand the test of time. The tried and true shape of our brick pavers combines simplicity with sophistication and versatility. Offered in a variety of colors, these pavers will look great whether you install them in running bond, basket weave, or herringbone patterns.

Standard Colors:



Glacier



Lionsbridge



Sand Dune



Sierra

Due to variations in printing, color selections should always be chosen from actual product samples.

Size Chart:



4x8 (60MM) #PV21040
4x8 (80MM) #PV31040

Paver Info:

PRODUCT #	PV21040 (60mm) PV31040 (80mm)
DIMENSIONS (in.)	4x8
THICKNESS (in.)	2-3/8 (60mm), 3-1/8 (80mm)
SF PER CUBE	120 (60mm), 96 (80mm)
CUBE WEIGHT (lbs.)	3,120 (60mm), 3,265 (80mm)
SURFACE:	Flat Top

Templehurst



TEMPLEHURST (SAND DUNE)

Templehurst redefines the classic stone paver. It features simplicity at its finest with clean lines and grand size, yet still offers a natural touch with distinctive texture and color blends. Use Templehurst pavers to create exquisite pool decks, pathways and patios. Pedestrian use only.

Standard Colors:



Due to variations in printing, color selections should always be chosen from actual product samples.

Size Chart:



9-1/2x12-1/2, 12-1/2x12-1/2, 12-1/2x22
#PV21210

Paver Info:

PRODUCT #	PV21210
DIMENSIONS (in.)	9-1/4x12-1/2, 12-1/2x12-1/2, 12-1/2x22
THICKNESS (in.)	2-3/8
SF PER CUBE	116
CUBE WEIGHT (lbs.)	3,015
SURFACE:	Slate Texture

Stonehurst



STONEHURST (GLACIER)

The muted sophistication and dimensions of Stonehurst complement a diverse range of hardscape installations, regardless of size and complexity. The natural slate stone finish of these premium pavers adds an elegant, upscale character to your home.

Standard Colors:



Due to variations in printing, color selections should always be chosen from actual product samples.

Size Chart:



6x9, 9x9, 9x12 (60MM) #PV21490
6x9, 9x9, 9x12 (80MM) #PV31490

Paver Info:

PRODUCT #	PV21490 (60mm) PV31490 (80mm)
DIMENSIONS (in.)	6x9, 9x9, 9x12
THICKNESS (in.)	2-3/8 (60mm), 3-1/8 (80mm)
SF PER CUBE	116 (60mm), 93 (80mm)
CUBE WEIGHT (lbs.)	3,015 (60mm), 3,160 (80mm)
SURFACE:	Slate Texture

Mega Olde Towne



MEGA OLDE TOWNE (SIERRA)

Olde Towne



OLDE TOWNE 3PC (LIONSBRIDGE)

Our classic European look on a larger scale. Mega Olde Towne pavers are the perfect choice for large projects or when your design demands a dramatic paving style. Mega Olde Towne provides all the features of the popular Stonehurst paver, while offering a pillow top surface.

Standard Colors:



Glacier



Lionsbridge



Sand Dune



Sierra

Due to variations in printing, color selections should always be chosen from actual product samples.

Size Chart:



6x9, 9x9, 9x12 (60MM) #PV21330
6x9, 9x9, 9x12 (80MM) #PV31330

Paver Info:

PRODUCT #	PV21330 (60mm) PV31330 (80mm)
DIMENSIONS (in.)	6x9, 9x9, 9x12
THICKNESS (in.)	2-3/8 (60mm), 3-1/8 (80mm)
SF PER CUBE	116 (60mm), 93 (80mm)
CUBE WEIGHT (lbs.)	3,015 (60mm), 3,160 (80mm)
SURFACE:	Pillow Top

Standard Colors:



Glacier



Lionsbridge



Sand Dune



Sierra

Due to variations in printing, color selections should always be chosen from actual product samples.

Size Chart:



Olde Towne
4x6, 6x6, 6x9
#PV21340



Olde Towne 2pc
6x6, 6x9
#PV21385



Olde Towne 6x9
6x9
#PV21380

Paver Info:

PRODUCT #	PV21340
DIMENSIONS (in.)	4x6, 6x6, 6x9
THICKNESS (in.)	2-3/8
SF PER CUBE	124
CUBE WEIGHT (lbs.)	3,225
SURFACE:	Pillow Top

Bullnose Coping



BULLNOSE (LIONSBRIDGE)

Bullnose pavers give added dimension to any pool surround, wall, step or patio application when an overhang is desired.



Charcoal



Glacier



Lionsbridge



Sand Dune



Sierra

Paver Info:

PRODUCT #	BN02020
DIMENSIONS (in.)	4
HEIGHT (in.)	2⅜
DEPTH (in.)	9
PIECES PER CUBE	455
CUBE WEIGHT (lbs.)	2,184
FINISH:	Standard or Antiqued

Munich



MUNICH (SAND DUNE)

Available in two different shapes, Munich wall blocks are simple and flexible with a seemingly endless variety of installation options, such as custom mailboxes, fire pits, seating walls, ponds, planters, and raised gardens. Further enhancing their beauty, each block is tumbled to create a natural, antique finish.

Standard Colors:



Glacier



Granite



Lionsbridge



Sand Dune



Sierra

Due to variations in printing, color selections should always be chosen from actual product samples.

Size Chart:



Full Block
12x8x4
#RW03800



Wedge Block
7-5/8x8x4
#RW03802

Block Info:

PRODUCT #	RW03800 (Block), RW03802 (Wedge)
DIMENSIONS (in.)	12 (Block), 7/5 (Wedge)
HEIGHT (in.)	4
DEPTH (in.)	8
PIECES PER CUBE	128 (Block), 72 (Wedge)
CUBE WEIGHT (lbs.)	3,300 (Block), 1,100 (Wedge)
FINISH:	Tumbled

Stonegate



STONEGATE® (SIERRA)



ULTRA COMBO (SIERRA)

Stonegate® wall blocks are the perfect combination of function and style. Available in three unique shapes and sizes, with a weathered, cut-stone appearance. Whether it’s an outdoor kitchen, seating wall, columns, or an erosion control retaining wall system, Stonegate® wall blocks are the most versatile wall blocks on the market.

Standard Colors:



Glacier



Granite



Lionsbridge



Sand Dune



Sierra

Due to variations in printing, color selections should always be chosen from actual product samples.

Size Chart:



Small
6-4x10x6



Medium
12-10x10x6
#RW03150



Large
16-14x10x6



Cap
8x12x3
#RW03151



Alignment pins

Block Info:

PRODUCT #	RW03150 (Block), RW03151 (Cap)
DIMENSIONS (in.)	SM: 6/4, MED: 12/10, LG: 16/14 (Blocks) 12 (Cap)
HEIGHT (in.)	6 (Block), 3 (Cap)
DEPTH (in.)	10 (Block), 12 (Cap)
SF PER CUBE	26 (Block), 126 (Cap)
CUBE WEIGHT (lbs.)	2,500 (Block), 2,756 (Cap)
FINISH:	Tumbled



// Tremron is where quality, durability and beauty join to create gorgeous spaces. //

For warranty info visit
tremron.com

Manufacturing Facilities

- ARCADIA**
3144 Highway 17 NE
Arcadia, FL 34266
(863) 491-0990
- BOWMAN**
150 Arista Rd
Bowman, SC 29018
(803) 829-1725
- JACKSONVILLE**
2885 St. Clair Street
Jacksonville, FL 32254
(904) 359-5900
- LAKELAND**
1030 Airport Rd
Lakeland, FL 33811
(863) 603-0995
- MIAMI**
11321 NW 138th St
Medley, FL 33178
(305) 825-9000
- POMPANO**
1251 NE 48th St
Pompano Beach, FL 33064
(954) 418-0000

Design Centers

- JACKSONVILLE**
9440 Philips HWY, Ste 6
Jacksonville, FL 32256
(904) 886-1970
- NAPLES**
2403 Trade Center Way, Ste 7
Naples, FL 34109
(239) 314-7395
- ORLANDO**
402 Northlake Blvd, #1030
Altamonte Springs, FL 32714
(407) 834-0997
- POMPANO**
1251 NE 48th St
Pompano Beach, FL 33064
(954) 418-0000



TREMIRON.COM

