



PAVERS ■ WALLS
OUTDOOR LIVING

SOUTH REGION VOLUME 22



TEMPLEHURST (SAND DUNE)



PROJECT INSPIRATION



PAVERS



ARCHITECTURAL



GREEN COLLECTION



ANTIQUED COLLECTION



REMODEL




BULLNOSE



WALLS

CONTENTS

96	Paver Installation Patterns
98	Paver Application Matrix
100	Fire Pits
103	Locations
103	Warranty

An aerial photograph of a large, white, two-story house with a tiled roof. The house features a central arched entrance and several windows. A paved driveway leads to the front of the house. The surrounding area is landscaped with greenery and trees.

// Tremron pavers are a testament to quality and craftsmanship. Every inch exudes excellence, and every step is a reminder that investing in Tremron was worth every penny. //

TRANSFORM



SHELLSTONE (WHITE)

For over two decades, Tremron has transformed the southern landscape with unrivaled hardscape products. It is our continued dedication to innovative design and quality that has been the cornerstone to our success.



STONEHURST (SIERRA)

BEAUTIFY



MODERNIZE

// Tremron pavers have become a staple in modern home design, effortlessly elevating property values while imparting a distinct sense of contemporary sophistication. //

Tremron pavers elevate aesthetics by adding a touch of elegance and sophistication. Their exceptional durability ensures they withstand the test of time and the harshest weather conditions, providing lasting beauty without the need for constant maintenance. Furthermore, the wide range of styles, colors, and textures available allows for customization and creativity in design, enhancing the overall appeal of any outdoor space.



ENDURING. REFINED. TIMELESS.

Elevate the appearance of your pool with pavers from Tremron. Full size pavers are the perfect choice for new pool construction, while thin remodel pavers are designed to overlay existing concrete for pool deck renovation projects. Create a sense of luxury, while having the assurance of an enduring product that will maintain its beauty with each passing year.



POOL DECKS

MEGA OLD TOWNE (SIERRA)

INVITING. RELAXED. ELEGANT.

Envision an outdoor space that beckons loved ones to gather. With the complete line of Tremron hardscape products, bringing those dreams to life has never been easier. Tremron's innovative pavers and wall blocks create an elegantly unified landscape that will be the envy of the neighborhood. Our hardscape products offer an everlasting elegance that creates a sense of luxury and ease.



BACKYARDS

BEAUTY. COMFORT. FUNCTION.

Kitchens have long been considered the heart of the home; bring that sense of comfort outside with an outdoor kitchen created with Tremron wall blocks.

Integrate a pergola and lighting to enhance the beauty and function of your summer kitchen. Complete your outdoor cooking space by adding in your choice of appliances and grill.



MEGA OLDE TOWNE (SIERRA)



STONEHURST PAVERS & MUNICH WALL (AUTUMN BLEND)

KITCHENS



PARK PLAZA PAVERS (GLACIER), STONEGATE® (GLACIER), MUNICH FIRE PIT (GLACIER)



MEGA OLDE TOWNE PAVERS (SIERRA) & STONEGATE® FIRE PIT (SIERRA)

BOLD. ALLURING. STATELY.

Capture the beauty of European estates while making year-round use of the outdoors with a Tremron fire pit. Entertain loved ones even during the chilliest of nights while keeping cozy with this grand centerpiece. Seamlessly integrate a custom fire pit into your backyard hardscape, transforming your backyard dreams into a beautiful reality.



MEGA OLDE TOWN (LIONSBRIDGE) & STONEGATE® WALL (GRANITE)



TUSCANY (GLACIER)

BREATHTAKING. INVITING. ELEGANT.

Entrances serve as the gateway to a home, and they hold the power to make a lasting first impression. Whether it's a meticulously designed front porch, an elegant doorway, or a thoughtfully landscaped pathway, these enhancements not only add curb appeal but also convey a sense of pride and care in homeownership.

Tremron pavers set the tone for the entire property, inviting guests and potential buyers into a space that exudes warmth and style. They are the key to first impressions, and play a pivotal role in defining the overall character and desirability of the property.

ENTRANCES

CHARACTER.
PERFORMANCE.
TRANSFORMING.

Evoke a sense of classic elegance and add a touch of timelessness when you install any one of our driveway pavers. With multiple styles and colors to choose from, we make it easy to find the perfect complement to your home.

Tremron pavers add personality and charm to your home's entrance, while simultaneously creating instant curb appeal and increasing the value of your home.

DRIVEWAYS

PLANK (CHARCOAL, SANDSTONE & WHITE)



PAVERS

Tremron pavers have become the preferred choice amongst landscape professionals and homeowners in the southeast. From classic Old World to sleek contemporary designs, our pavers capture the beauty of natural stone, yet offer exceptional durability, ease, and quality.

Tremron pavers are backed by a 25-year warranty ensuring that you will enjoy the rich color and texture of Tremron pavers for years to come.



ULTRA COMBO (SIERRA)


ULTRA COMBO

Ultra Combo

Standard Colors:



Glacier



Granite



Lionsbridge



Sand Dune



Sierra

Due to variations in printing, color selections should always be chosen from actual product samples.

Looking to add a contemporary feel to your hardscape design? Our two-piece Ultra Combo provides a modern lineal look that works well in both small and large settings. Available in our most popular colors, Ultra Combo is ideal for driveways, patios and pool decks.

Size Chart:



8-3/4x8-3/4, 8-3/4x12-3/4
#PV2410

Paver Info:

SF per Cube:	107
Cube Weight:	2800 lbs
Surface:	Flat Top
Misc:	Sold by the full cube only.



TUSCANY

TUSCANY (GRANITE)

Tuscany


Standard Colors:



Glacier



Granite



Sierra

Tuscany is a unique split-faced, antiqued paver mimicking granite cobbles with an exposed aggregate and black granite-like finish. Tuscany offers panache and elegance and is often the paver of choice for high-end entryways, driveways and streetscapes.

Size Chart:



4x4
#PV31390

Paver Info:

SF per Cube:	72
Cube Weight:	2415 lbs
Surface:	Hard Split
Misc:	Sold by the full cube only.

Due to variations in printing, color selections should always be chosen from actual product samples.

TEMPLEHURST



TEMPLEHURST (SAND DUNE)

Templehurst

Standard Colors:



Autumn Blend



Glacier



Sand Dune



Sierra

Templehurst redefines the classic stone paver with a contemporary flair. It features simplicity at its finest with clean lines and grand size, yet still offers a natural touch with distinctive texture and color blends. Use Templehurst pavers to create exquisite pool decks, pathways and patios.

Size Chart:



9-1/2x12-1/2, 12-1/2x12-1/2, 12-1/2x22
#PV21210

Paver Info:

SF per Cube:	116
Cube Weight:	3015 lbs
Surface:	Slate Texture
Misc:	Sold by the full cube only. Not suitable for vehicular applications.

Due to variations in printing, color selections should always be chosen from actual product samples.



STONEHURST (GLACIER)

STONEHURST


Stonehurst

The muted sophistication and dimensions of Stonehurst complement a diverse range of hardscape installations, regardless of size and complexity. The natural slate stone finish of these premium pavers adds an elegant, upscale character to your home.

Standard Colors:



Autumn Blend



Glacier



Lionsbridge



Sand Dune



Sierra

Size Chart:



6x9, 9x9, 9x12 (60MM) #PV21490
6x9, 9x9, 9x12 (80MM) #PV31490

Paver Info:

SF per Cube:	116 (60mm), 93 (80mm)
Cube Weight:	3015 lbs (60mm), 3,160 lbs (80mm)
Surface:	Slate Texture
Misc:	Sold by the full cube only.

Due to variations in printing, color selections should always be chosen from actual product samples.




MEGA OLDE TOWNE (SIERRA)

MEGA OLDE TOWNE

Mega Olde Towne

Standard Colors:



Autumn Blend



Glacier



Lionsbridge



Sand Dune



Sierra

Due to variations in printing, color selections should always be chosen from actual product samples.

Our classic European look on a larger scale. Mega Olde Towne pavers are the perfect choice for large projects or when your design demands a dramatic paving style. Mega Olde Towne provides all the features of the popular Stonehurst paver, while offering a sleek smooth surface.

Size Chart:



6x9, 9x9, 9x12 (60MM) #PV21330
6x9, 9x9, 9x12 (80MM) #PV31330

Paver Info:

SF per Cube:	116 (60mm), 93 (80mm)
Cube Weight:	3015 lbs (60mm), 3,160 lbs (80mm)
Surface:	Pillow Top
Misc:	Sold by the full cube only.



OLDE TOWN 3PC (LIONSBRIDGE)

OLDE TOWNE

Olde Towne

Olde Towne is the classic choice for hardscape projects where the smaller format of classic European elegance is more appealing. The smaller sizes are ideal for traditional or random patterns, while the natural cobblestone appearance gives long-lasting beauty and Old World charm to any hardscape project.

Standard Colors:



Autumn Blend



Glacier



Lionsbridge



Sand Dune



Sierra

Size Chart:



Olde Towne
4x6, 6x6, 6x9
#PV21340



Olde Towne 2pc
6x6, 6x9
#PV21385



Olde Towne 6x9
6x9
#PV21380

Paver Info:

SF per Cube:	124
Cube Weight:	3225 lbs
Surface:	Pillow Top
Misc:	Sold by the full cube only. 6x9 pavers are available in full cubes and also in bands of 25 square feet.

Due to variations in printing, color selections should always be chosen from actual product samples.



4X8 BRICK (LIONSBRIDGE)

4X8 BRICK

4x8 Brick

Tremron's 4x8 Brick Pavers offer durable quality that stand the test of time. The tried and true shape of our brick pavers combines simplicity with sophistication and versatility. Offered in a variety of colors, these pavers will look great whether you install them in running bond, basket weave, or herringbone patterns.

Standard Colors:



Autumn Blend



Glacier



Lionsbridge



Sand Dune



Sierra

Size Chart:




4x8 (60MM) #PV21040
4x8 (80MM) #PV31040

Paver Info:

SF per Cube:	120 (60mm), 96 (80mm)
Cube Weight:	3120 lbs (60mm), 3,265 lbs (80mm)
Surface:	Flat Top
Misc:	Available in full cubes and in bands of 20 SF.

Due to variations in printing, color selections should always be chosen from actual product samples.

PAVERS



ULTRA COMBO

PRODUCT #	PV2410
DIMENSIONS (in.)	8-3/4x8-3/4, 8-3/4x12-3/4
THICKNESS (in.)	2-3/8
SF PER CUBE	107
CUBE WEIGHT (lbs.)	2,800



TUSCANY

PRODUCT #	PV31390
DIMENSIONS (in.)	4x4
THICKNESS (in.)	4
SF PER CUBE	72
CUBE WEIGHT (lbs.)	2,415



TEMPLEHURST

PRODUCT #	PV21210
DIMENSIONS (in.)	9-1/4x12-1/2, 12-1/2x12-1/2, 12-1/2x22
THICKNESS (in.)	2-3/8
SF PER CUBE	116
CUBE WEIGHT (lbs.)	3,015



STONEHURST

PRODUCT #	PV21490 (60mm) PV31490 (80mm)
DIMENSIONS (in.)	6x9, 9x9, 9x12
THICKNESS (in.)	2-3/8 (60mm), 3-1/8 (80mm)
SF PER CUBE	116 (60mm), 93 (80mm)
CUBE WEIGHT (lbs.)	3,015 (60mm), 3,160 (80mm)



MEGA OLDE TOWNE

PRODUCT #	PV21330 (60mm) PV31330 (80mm)
DIMENSIONS (in.)	6x9, 9x9, 9x12
THICKNESS (in.)	2-3/8 (60mm), 3-1/8 (80mm)
SF PER CUBE	116 (60mm), 93 (80mm)
CUBE WEIGHT (lbs.)	3,015 (60mm), 3,160 (80mm)



OLDE TOWNE

PRODUCT #	PV21340
DIMENSIONS (in.)	4x6, 6x6, 6x9
THICKNESS (in.)	2-3/8
SF PER CUBE	124
CUBE WEIGHT (lbs.)	3,225



OLDE TOWNE 2PC

PRODUCT #	PV21385
DIMENSIONS (in.)	6x6, 6x9
THICKNESS (in.)	2-3/8
SF PER CUBE	124
CUBE WEIGHT (lbs.)	3,225



OLDE TOWNE 6x9

PRODUCT #	PV21380
DIMENSIONS (in.)	6x9
THICKNESS (in.)	2-3/8
SF PER CUBE	124
CUBE WEIGHT (lbs.)	3,225



4x8 BRICK PAVERS

PRODUCT #	PV21040 (60mm) PV31040 (80mm)
DIMENSIONS (in.)	4x8
THICKNESS (in.)	2-3/8 (60mm), 3-1/8 (80mm)
SF PER CUBE	120 (60mm), 96 (80mm)
CUBE WEIGHT (lbs.)	3,120 (60mm), 3,265 (80mm)



STONEHURST (GLACIER)



ARCHITECTURAL PAVERS

Strike a perfect balance between technical functionality and aesthetic appeal with our vast array of commercial paver options. Manufactured to withstand high traffic areas, our architectural paver options allow developers and owners to select unique options that add design and attitude to any space and eliminate the worry of maintenance and upkeep.

HEXAGON (WHITE, LIGHT HUNTINGTON & NATURAL)



ARISTONE

Aristone

Standard Colors:



Grey



Sandstone



White

Aristone pavers are available in the following sizes: 8”x12”, 12”x12”, 16”x16”, and have a ground face that exposes the aggregates within the paver to provide a uniquely elegant alternative to traditional pavers. Although they are commonly used for commercial applications, Aristone pavers are also well-suited for residential pool decks and patios.

Size Chart:



8x12
#PV21430F



12x12
#PV21440F



16x16
#PV21450F

Paver Info:

SF per Cube:	106 (8x12), 120 (12x12), 107 (16x16)
Cube Weight:	2756 lbs (8x12), 3120 lbs (12x12), 2780 lbs (16x16)
Surface:	Ground Face
Misc:	Sold by the full cube only. Not suitable for vehicular applications.

Due to variations in printing, color selections should always be chosen from actual product samples.

HEXAGON



HEXAGON (WHITE, LIGHT HUNTINGTON & NATURAL)

Hexagon

Standard Colors:



Charcoal



Light Huntington



Natural



White

Modern and trendy, our oversized Hexagon pavers add attitude to any outdoor space. Go solid or mix colors for a truly unique pattern.

Size Chart:



16" Hex
#PV21260

Paver Info:

SF per Cube:	91
Cube Weight:	2100 lbs
Surface:	Flat
Misc:	Not suitable for vehicular applications.


Due to variations in printing, color selections should always be chosen from actual product samples.




PARK PLAZA 8X12 (SAND DUNE)

Park Plaza


Standard Colors:




Autumn Blend




Charcoal




Glacier




Sand Dune




Sandstone




Sierra



Tan



Taupe




White


Due to variations in printing, color selections should always be chosen from actual product samples.

With a wide variety of sizes and colors Park Plaza is our most versatile paver. Designed to create some of the most distinctive designs in landscape architecture through mixing and matching of coordinating styles. With multiple colors available for each shape, you can further customize your ideal. Suitable for both residential and commercial applications.


Size Chart:




8x12
#PV21430




12x12
#PV21440



16x16
#PV21450



12x24
#PV21443



24x24
#PV21455

Paver Info:

SF per Cube:	106 (8x12), 120 (12x12), 107 (16x16), 120 (12x24x2-3/8), 60 (12x24x4), 96 (24x24)
Cube Weight:	2756 lbs (8x12), 3,120 lbs (12x12), 2,780 lbs (16x16), 3,120 lbs (12x24x2-3/8), 2,200 lbs (12x24x4), 2,500 lbs (24x24)
Surface:	Flat Top
Misc:	Sold by full cubes only.

Plank

Rethinking traditional brick pavers, Plank pavers provide a simple yet bold statement with grand proportions perfect for driveways and patios. Plank pavers are available in a variety of 9 solid colors which offer effortless design options to complement any setting.

Standard Colors:




Charcoal



Coral



Dark Brown



Light Huntingon



Natural Grey



Sandstone



Tan



Taupe



White

Size Chart:



4x12
#PV21705



4x16
#PV21710



4x12, 4x16
#PV31715

Paver Info:

SF per Cube:	102 (4x12), 101 (4x16), 58 (Combo)
Cube Weight:	2,652 lbs (4x12), 2,626 lbs (4x16), 2,100 lbs (Combo)
Surface:	Flat Top
Misc:	Sold by the full cube only. Not suitable for vehicular applications.

Due to variations in printing, color selections should always be chosen from actual product samples.

PLANK

PLANK (CHARCOAL, NATURAL & WHITE)

Porcelain

Porcelain pavers have been designed for those looking for the perfect balance between technical functionality and aesthetic appeal. With superior durability, porcelain tiles are ideal for a variety of both residential and commercial applications. The non-slip finish provides a safe surface for patios, pool decks, pathways, and urban pedestrian malls.

Standard Colors:



Chrome



Etic Venice

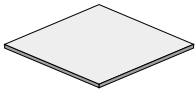
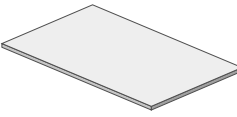
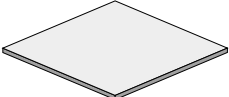
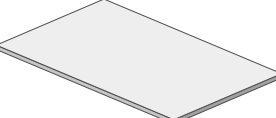
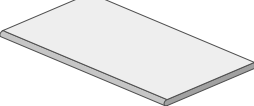



Gypsum



Pearl

Size Chart:

 9x9 PN1-0794	 9x18 PN1-0795
 24x24 PN1-088	 18x36 PN1-0892
 12x24 BULLNOSE PN1-0887	 12x48 PN1-0890P0106A

Paver Info:

SF per Unit:	Varies by size. See pp 57-58 for specifics.
Unit Weight:	Varies by size. See pp 57-58 for specifics.
Box Weight:	Varies by size. See pp 57-58 for specifics.
Surface:	Textured
Misc:	Not suitable for vehicular applications.

Due to variations in printing, color selections should always be chosen from actual product samples.




SHELLSTONE 12X12, 16X16 (WHITE) & SHELLSTONE 4X8 (NATURAL GREY)

SHELLSTONE

Shellstone

Shellstone pavers are a ground-face product that blends oyster shells and coquina with our standard paver formula. The pavers are then ground to expose the shells and aggregates inside, creating an exposed coquina-shell finish with an airy coastal appeal for borders, pool decks, lanais, walkways, porches and more.

Standard Colors:



Grey



Sandstone



White

Size Chart:

		
4x8 #PV21040G	8x8 #PV21420G	8x12 #PV21430G
		
12x12 #PV21440G	16x16 #PV21450G	

Paver Info:

SF per Cube:	120 (4x8), 106 (8x8), 103 (8x12), 120 (12x12), 107 (16x16)
Cube Weight:	3,120 lbs (4x8), 2,756 lbs (8x8), 2,680 lbs (8x12), 3,120 lbs (12x12), 2,780 lbs (16x16)
Surface:	Ground Face
Misc:	Shellstone pavers are available in Square Edge or Chamfered Edge. Not suitable for vehicular applications.


Due to variations in printing, color selections should always be chosen from actual product samples.

ARCHITECTURAL PAVERS



ARISTONE 8x12

PRODUCT #	PV21430F
DIMENSIONS (in.)	8x12
THICKNESS (in.)	2-3/8
SF PER CUBE	106
CUBE WEIGHT (lbs.)	2,756



ARISTONE 12x12

PRODUCT #	PV21440F
DIMENSIONS (in.)	12x12
THICKNESS (in.)	2-3/8
SF PER CUBE	120
CUBE WEIGHT (lbs.)	3,120



ARISTONE 16x16

PRODUCT #	PV21450F
DIMENSIONS (in.)	16x16
THICKNESS (in.)	2-3/8
SF PER CUBE	107
CUBE WEIGHT (lbs.)	2,780



24x24 PARK PLAZA

PRODUCT #	PV21455
DIMENSIONS (in.)	24x24
THICKNESS (in.)	2-3/8
SF PER CUBE	96
CUBE WEIGHT (lbs.)	2,500



PLANK 4x12

PRODUCT #	PV21705
DIMENSIONS (in.)	4x12
THICKNESS (in.)	2-3/8
SF PER CUBE	102
CUBE WEIGHT (lbs.)	2,652

Not suitable for vehicular applications.



PLANK 4x16


PRODUCT #	PV21710
DIMENSIONS (in.)	4x16
THICKNESS (in.)	2-3/8
SF PER CUBE	101
CUBE WEIGHT (lbs.)	2,626

Not suitable for vehicular applications.



HEXAGON

PRODUCT #	PV21260
DIMENSIONS (in.)	16" Hex
THICKNESS (in.)	2-3/8
SF PER CUBE	91
CUBE WEIGHT (lbs.)	2,100



8x12 PARK PLAZA

PRODUCT #	PV21430
DIMENSIONS (in.)	8x12
THICKNESS (in.)	2-3/8
SF PER CUBE	106
CUBE WEIGHT (lbs.)	2,750



12x12 PARK PLAZA

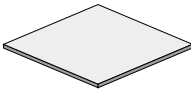
PRODUCT #	PV21440
DIMENSIONS (in.)	12x12
THICKNESS (in.)	2-3/8
SF PER CUBE	120
CUBE WEIGHT (lbs.)	3,120



PLANK COMBO

PRODUCT #	PV31715
DIMENSIONS (in.)	4x12, 4x16
THICKNESS (in.)	4
SF PER CUBE	58
CUBE WEIGHT (lbs.)	2,100

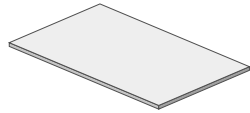
Each cube contains: 16 SF of 4"x12", 42 SF of 4"x16"



9x9

PRODUCT #	PN1-0794
DIMENSIONS (in.)	9x9 (23cm x 23cm)
THICKNESS (in.)	0.8 (20mm)
UNITS PER BOX	10
SF PER BOX	6.25
BOX WEIGHT (lbs.)	60

Standard Colors: AIX Beige, AIX Cendre, Dolmen Pro Mix



9x18

PRODUCT #	PN1-0794
DIMENSIONS (in.)	9x9 (23cm x 23cm)
THICKNESS (in.)	0.8 (20mm)
UNITS PER BOX	11
SF PER BOX	5.75
BOX WEIGHT (lbs.)	60

Standard Colors: AIX Beige, AIX Cendre, Dolmen Pro Mix



16x16 PARK PLAZA

PRODUCT #	PV21450
DIMENSIONS (in.)	16x16
THICKNESS (in.)	2-3/8
SF PER CUBE	107
CUBE WEIGHT (lbs.)	2,780



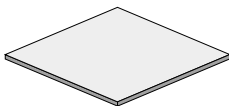
12x24 PARK PLAZA

PRODUCT #	PV21443
DIMENSIONS (in.)	12x24
THICKNESS (in.)	2-3/8
SF PER CUBE	120
CUBE WEIGHT (lbs.)	3,120



12x24 PARK PLAZA

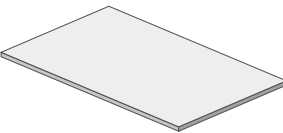
PRODUCT #	PV41445
DIMENSIONS (in.)	12x24
THICKNESS (in.)	4
SF PER CUBE	60
CUBE WEIGHT (lbs.)	2,200



24x24

PRODUCT #	PN1-0794
DIMENSIONS (in.)	9x9 (23cm x 23cm)
THICKNESS (in.)	0.8 (20mm)
UNITS PER BOX	2
SF PER BOX	8
BOX WEIGHT (lbs.)	60

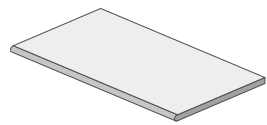
Standard Colors: Chrome, Gypsum, Pearl, Sand



18x36

PRODUCT #	PN1-0892
DIMENSIONS (in.)	18x36 (45cm x 90cm)
THICKNESS (in.)	0.8 (20mm)
UNITS PER BOX	2
SF PER BOX	9 (4.5/Unit)
BOX WEIGHT (lbs.)	87

Standard Colors: Gypsum, Pearl



12x24 Bullnose

PRODUCT #	PN1-0887
DIMENSIONS (in.)	12x24 (30cm x 60cm)
THICKNESS (in.)	0.8 (20mm)
UNITS PER BOX	Sold as Individual Units
SF PER UNIT	2
UNIT WEIGHT (lbs.)	18

Standard Colors: Chrome, Gypsum, Pearl

ARCHITECTURAL PAVERS



12x48

PRODUCT #	PN1-0890P0106A
DIMENSIONS (in.)	12x48 (30cmx120cm)
THICKNESS (in.)	0.8 (20mm)
UNITS PER BOX	2
SF PER BOX	8 (4/Unit)
BOX WEIGHT (lbs.)	77

Standard Color: ETIC Venice




SHELLSTONE 8x12

PRODUCT #	PV21430G
DIMENSIONS (in.)	8x12
THICKNESS (in.)	2-3/8
SF PER CUBE	103
CUBE WEIGHT (lbs.)	2,680



SHELLSTONE 4x8

PRODUCT #	PV21040G
DIMENSIONS (in.)	4x8
THICKNESS (in.)	2-3/8
SF PER CUBE	120
CUBE WEIGHT (lbs.)	3,120




SHELLSTONE 12x12

PRODUCT #	PV21440G
DIMENSIONS (in.)	12x12
THICKNESS (in.)	2-3/8
SF PER CUBE	120
CUBE WEIGHT (lbs.)	3,120




SHELLSTONE 8x8

PRODUCT #	PV21420G
DIMENSIONS (in.)	8x8
THICKNESS (in.)	2-3/8
SF PER CUBE	106
CUBE WEIGHT (lbs.)	2,756



SHELLSTONE 16x16

PRODUCT #	PV21450G
DIMENSIONS (in.)	16x16
THICKNESS (in.)	2-3/8
SF PER CUBE	107
CUBE WEIGHT (lbs.)	2,780



SHELLSTONE 8X12 (WHITE)



GREEN COLLECTION

Tremron's Green Collection offer aesthetic beauty, and engineered quality, while positively contributing to the surrounding environment. These specially designed pavers will reduce or eliminate storm water runoff and decrease flooding, while returning rainwater into the natural water table. In addition, Permeable Pavers also provide a sturdy paved surface for vehicular and foot traffic in parking areas, low volume roadways, driveways, patios, and walkways.



4X8 PERMEABLE (NATURAL, CHARCOAL)

4X8 PERMEABLE

4x8 Permeable

Standard Colors:



Charcoal



Granite



Natural Grey

Special Order Colors:



Autumn Blend



Glacier



Sand Dune



Sierra

Due to variations in printing, color selections should always be chosen from actual product samples.

The 4x8 Permeable Paver has the appearance of a traditional paver, but with oversized joints to allow for water to infiltrate through the sub base releasing into the ground below. This reduces runoff and helps filter the rain water as it is reintroduced back into the ground water supply. Produced in a 3 1/8" thickness, it can be used in both residential and heavy vehicular applications, and is compliant with the Americans with Disabilities Act.

Size Chart:



4x8
#EC03143

Paver Info:

SF per Cube:	96
Cube Weight:	3,300
Permeability:	9.6%
Misc:	Sold by the full cube only.



OLDE TOWNE PERMEABLE (NATURAL, CHARCOAL)

OLDE TOWNE PERMEABLE

Olde Towne Permeable

Offering the grace and beauty of our most iconic paver with the superb sustainability of our Green Collection; the Olde Towne Permeable paver captures the beauty of classic old world estates while minimizing environmental impact. The oversized joints allow for water to infiltrate into the sub base until it is naturally absorbed by the aquifer, thus dramatically reducing or eliminating flooding. Ideal for residential LEED Certified applications.

Standard Colors:



Charcoal



Granite



Natural Grey

Special Order Colors:



Autumn Blend



Glacier



Sand Dune



Sierra

Due to variations in printing, color selections should always be chosen from actual product samples.

Size Chart:



4x6, 6x6, 6x9
#EC03144

Paver Info:

SF per Cube:	90
Cube Weight:	2,350
Permeability:	10.5%
Misc:	



TURF BLOCK (NATURAL GREY)

Turf Block

Providing a permanent solution to soil erosion problems, Turf Block can be used in a wide variety of applications, from fire routes and parking areas to residential applications such as driveways and patios. Manufactured 3 1/8" thick, Turf Block provides a sturdy pavement for vehicular traffic that is perfect for both residential and commercial uses.

Standard Colors:



Natural Grey

Size Chart:



15-3/4x23-5/8
#EC04040

Paver Info:

SF per Cube:	94
Cube Weight:	2,200
Permeability:	40%
Misc:	

Due to variations in printing, color selections should always be chosen from actual product samples.

GREEN COLLECTION



4x8 PERMEABLE

PRODUCT #	EC03143
DIMENSIONS (in.)	4x8
THICKNESS (in.)	3-1/8
SF PER CUBE	96
CUBE WEIGHT (lbs.)	3,300
PERMEABILITY	9.6%



4x8 PERVIOUS

PRODUCT #	PV21040E
DIMENSIONS (in.)	4x8
THICKNESS (in.)	2-3/8
SF PER CUBE	120
CUBE WEIGHT (lbs.)	3,120
PERVIOUS	YES



OLDE TOWNE PERMEABLE

PRODUCT #	EC03144
DIMENSIONS (in.)	4x6, 6x6, 6x9
THICKNESS (in.)	2-3/8
SF PER CUBE	90
CUBE WEIGHT (lbs.)	2,350
PERMEABILITY	10.5%



OLDE TOWNE PERVIOUS

PRODUCT #	PV21340E
DIMENSIONS (in.)	4x6, 6x6, 6x9
THICKNESS (in.)	2-3/8
SF PER CUBE	124
CUBE WEIGHT (lbs.)	3,300
PERVIOUS	YES



TURF BLOCK

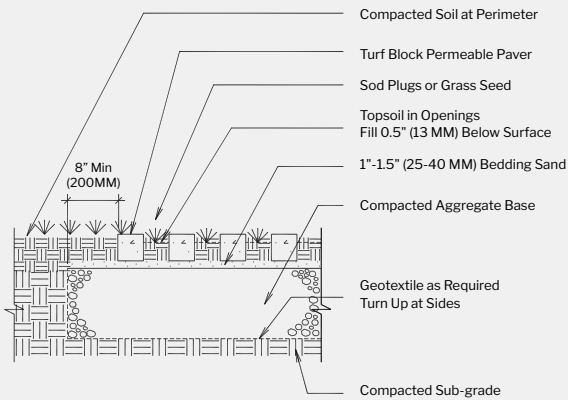
PRODUCT #	EC04040
DIMENSIONS (in.)	15-3/4x23-5/8
THICKNESS (in.)	3-1/8
SF PER CUBE	94
CUBE WEIGHT (lbs.)	2,200
PERMEABILITY	40%

ENVIRONMENTAL BENEFITS OF PERMEABLE PAVERS

- **Surface Water Management**
Stormwater drains back into native soil, recharging groundwater supplies and reducing stormwater runoff
- **Reduce Landscape Irrigation Demand**
Recharges groundwater supplies
- **Minimize Local Heat Island Effects**
Permeable pavers are available in colors that have high SRI values which in turn help reduce heat island effects

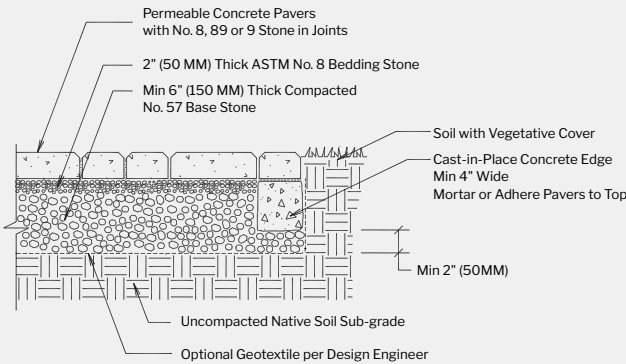
The benefits of Permeable Pavers are well-documented, and their use by designers is encouraged. The United States Green Building Council (USGBC) recognizes Permeable Pavers as a best management practice (BMP) to control the quality and quantity of stormwater runoff. The USGBC Leadership in Energy and Environmental Design (LEED®) Green Building Rating System provides a variety of credits for projects that incorporate Permeable Paver Systems.

TURF BLOCK INSTALLATION



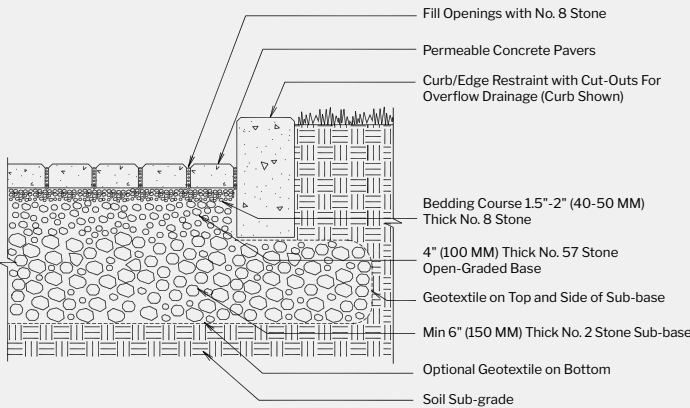
- Base thickness varies with traffic, climate and sub-grade
- 6" Minimum base thickness for residential driveways
- 8" Minimum base thickness for fire lanes & parking lots

PERMEABLE PAVERS
RESIDENTIAL & PEDESTRIAN INSTALLATION



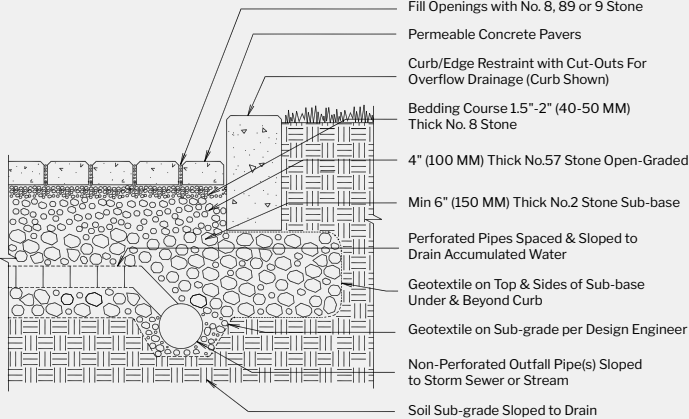
- Design, material & construction guidelines to follow ICPI specifications
- Paver surfaces slope Max 1%; Soil Sub-grade Slope Max 0.5%
- Thicker base and/or drain pipes may be required if patio receives runoff from adjacent impervious surfaces or roofs
- Cast-in-place concrete curbs can be without pavers on top. In such cases, curbs should be level with concrete paver field.

PERMEABLE PAVERS
W FULL EX-FILTRATION TO SOIL SUB-GRADE



- No. 2 stone sub-base thickness varies by design (Consult ICPI Specifications)

PERMEABLE PAVERS
W PARTIAL EX-FILTRATION TO SOIL SUB-GRADE



- No. 2 stone sub-base thickness varies by design (Consult ICPI Specifications)
- No. 2 stone may be substituted with No. 3 or No. 4 stone



ANTIQUED COLLECTION

Through our unique tumbling process, Tremron's antiqued collection provides all the handsome features of the traditional style paver with an added vintage look and feel. Possessing the same versatility and durability of their modern-style counterparts, antiqued pavers have a weathered look straight out of Old-World towns.

OLDE TOWNE ANTIQUED (GRANITE)



STONEHURST ANTIQUED (LIONSBRIDGE)

ANTIQUED COLLECTION

Antiqued Collection

Through our unique tumbling process, Tremron’s antiqued collection provides all the handsome features of the traditional style paver with an added vintage look and feel. Possessing the same versatility and durability of their modern-style counterparts, antiqued pavers have a weathered look straight out of Old-World towns.

Standard Colors:



Autumn Blend



Glacier



Lionsbridge



Sand Dune



Sierra

Size Chart:



4x8
#PV21040



4x6, 6x6, 6x9
#PV21340T



6x9, 9x9, 9x12
#PV21490T

Paver Info:

SF per Cube:	See Antiqued Collection Grid
Cube Weight:	See Antiqued Collection Grid
Surface:	Varied Tops
Misc:	

Due to variations in printing, color selections should always be chosen from actual product samples.



STONEHURST ANTIQUED (SAND DUNE)

ANTIQUED COLLECTION



4x8 BRICK ANTIQUED

PRODUCT #	PV21040T
DIMENSIONS (in.)	4x8
THICKNESS (in.)	2-3/8
SF PER CUBE	120
CUBE WEIGHT (lbs.)	3,120



MEGA OLDE TOWNE ANTIQUED

PRODUCT #	PV21330T
DIMENSIONS (in.)	6x9, 9x9, 9x12
THICKNESS (in.)	2-3/8
SF PER CUBE	116
CUBE WEIGHT (lbs.)	3,015



OLDE TOWNE ANTIQUED

PRODUCT #	PV21340T
DIMENSIONS (in.)	4x6, 6x6, 6x9
THICKNESS (in.)	2-3/8
SF PER CUBE	124
CUBE WEIGHT (lbs.)	3,225



OLDE TOWNE 2PC ANTIQUED

PRODUCT #	PV21385T
DIMENSIONS (in.)	6x6, 6x9
THICKNESS (in.)	2-3/8
SF PER CUBE	124
CUBE WEIGHT (lbs.)	3,225



OLDE TOWNE 6x9 ANTIQUED

PRODUCT #	PV21380T
DIMENSIONS (in.)	6x9
THICKNESS (in.)	2-3/8
SF PER CUBE	124
CUBE WEIGHT (lbs.)	3,225



STONEHURST ANTIQUED

PRODUCT #	PV21490T
DIMENSIONS (in.)	6x9, 9x9, 9x12
THICKNESS (in.)	2-3/8
SF PER CUBE	116
CUBE WEIGHT (lbs.)	3,015



TUSCANY

PRODUCT #	PV31390
DIMENSIONS (in.)	4x4
THICKNESS (in.)	4
SF PER CUBE	72
CUBE WEIGHT (lbs.)	2,145



REMODEL PAVERS

Tremron's remodel pavers provide a cost benefit by eliminating the need to remove existing concrete prior to installation. All of Tremron's remodel pavers are manufactured according to the same standards as our full size pavers and are available in the same range of popular colors. This allows for a seamless transition from remodel pavers to full size pavers for patio extensions or where an existing entryway meets a driveway.

REMODEL COLLECTION



4x8 BRICK REMODEL

PRODUCT #	PV11040
DIMENSIONS (in.)	4x8
THICKNESS (in.)	1
SF PER CUBE	106
CUBE WEIGHT (lbs.)	1,400

Pedestrian use only. Not for vehicular applications.



MEGA OLDE TOWNE REMODEL

PRODUCT #	PV11330
DIMENSIONS (in.)	6x9, 9x9, 9x12
THICKNESS (in.)	1
SF PER CUBE	116
CUBE WEIGHT (lbs.)	1,255

Pedestrian use only. Not for vehicular applications.



OLDE TOWNE REMODEL

PRODUCT #	PV11340
DIMENSIONS (in.)	4x6, 6x6, 6x9
THICKNESS (in.)	1
SF PER CUBE	104
CUBE WEIGHT (lbs.)	1,375


Pedestrian use only. Not for vehicular applications.



STONEHURST REMODEL

PRODUCT #	PV11490
DIMENSIONS (in.)	6x9, 9x9, xX12
THICKNESS (in.)	1
SF PER CUBE	116
CUBE WEIGHT (lbs.)	1,225

Pedestrian use only. Not for vehicular applications.



ULTRA COMBO REMODEL

PRODUCT #	PV11410
DIMENSIONS (in.)	8-3/4x8-3/4, 8-3/4x12-3/4
THICKNESS (in.)	1
SF PER CUBE	107
CUBE WEIGHT (lbs.)	2,800

Pedestrian use only. Not for vehicular applications.



STONEHURST (SAND DUNE)



BULLNOSE

Bullnose pavers give added dimension to any pool surround, wall, step or patio application when an overhang is desired. The bullnose edge provides a smooth rounded edge that creates a slight shadow line that is the finishing detail in many applications.



BULLNOSE (LIONSBRIDGE)

BULLNOSE COPING

Bullnose Coping

Bullnose coping is a perfect addition to any hardscape project and is most commonly used as the finished edge around pools. However, bullnose coping can also be used as a highlight to an entryway, steps or any other application requiring a finished edge.

Standard Colors:



Autumn Blend



Charcoal



Glacier



Sand Dune



Sand Stone



Sierra

Due to variations in printing, color selections should always be chosen from actual product samples.

Size Chart:



Regular Bullnose
#BN02020



2-3/4" Remodel Bullnose
#BN02080



4" Remodel Bullnose
#BN02100

Paver Info:

SF per Cube:	455 (Regular), 320 (2-3/4" Remodel), 250 (4" Remodel)
Cube Weight:	2184 lbs (Regular), 1375 lbs (2-3/4" Remodel), 1170 lbs (4" Remodel)
Surface:	Flat Top
Misc:	



LENZA (SIERRA)



STONEGATE® - SIERRA

WALLS

Envision a place that family and friends gather to spend long summer evenings sharing laughter, or a place you can unwind on a cool crisp fall night with a glass of wine listening to the crackle of the fire with that special someone. This is a place where stories are told and memories are made. This place is home. Creating your perfect outdoor living space is made easy with Tremron pavers and wall blocks.



KEYSTONE COMPAC® III - NATURAL



KEYSTONE COMPAC® III (TAN)

Keystone Compac® III

Standard Colors:



Mocha



Natural



Prairie



Sandstone



Tan

Due to variations in printing, color selections should always be chosen from actual product samples.

Keystone Compac® III combines unrivaled aesthetic options with cost saving versatility and proven wall performance. Due to the improved design, Keystone Compac® III delivers all of the structural security people have come to expect from the Compac unit in addition to a number of installation and financial benefits.

Size Chart:




Straight Block
8x18x12
#RW03186



2 Connection pins required per unit.
Pins allow for near-vertical or battered setback construction options.

Block Info:

Units per Cube:	40
Cube Weight:	3,300 lbs
Surface:	Split Face
Misc:	



LENZA (SIERRA)

Lenza

The Lenza Wall is the newest wall innovation from Tremron. Perfect for decorative walls, fire pits or outdoor grill stations, the clean lines of the Lenza Wall will be a showstopper. Wall system can be glued or pinned and is complimented by a matching cap.

Standard Colors:



Glacier



Sand Dune



Sierra

Due to variations in printing, color selections should always be chosen from actual product samples.

Size Chart:



Wall Block
18x9x5
#RW03800



Wall Cap
18.5x10x2.5
#RW03800



Alignment pins

Block Info:

Units per Cube:	31 SF (Wall Blocks), 80 (Wall Cap)
Cube Weight:	2,675 lbs (Full Block), 2,850 (Wall Cap)
Surface:	Smooth
Misc:	Blocks sold by SF. Caps sold by piece.



MUNICH (SIERRA)

MUNICH

Munich

Standard Colors:



Autumn Blend



Glacier



Granite



Sand Dune



Sierra

Available in two different shapes, Munich wall blocks are simple and flexible with a seemingly endless variety of installation options, such as custom mailboxes, fire pits, seating walls, ponds, planters, and raised gardens. Further enhancing their beauty, each block is tumbled to create a natural, antique finish.

Size Chart:



Full Block
12x8x4
#RW03800



Wedge Block
7-5/8x8x4
#RW03800

Block Info:

Units per Cube:	128 (Full Block), 72 (Wedge Block)
Cube Weight:	3,300 lbs (Full Block), 1,100 (Wedge Block)
Surface:	Tumbled
Misc:	Sold per piece.

Due to variations in printing, color selections should always be chosen from actual product samples.




STONEGATE® (GLACIER)

STONEGATE®

Stonegate®

Standard Colors:



Autumn Blend



Glacier



Granite



Sand Dune



Sierra

Stonegate® wall blocks are the perfect combination of function and style. Available in three unique shapes and sizes, with a weathered, cut-stone appearance. Whether it's an outdoor kitchen, seating wall, columns, or an erosion control retaining wall system, Stonegate® wall blocks are the most versatile wall blocks on the market.

Size Chart:



Small
6-4x10x6



Medium
12-10x10x6
#RW03150



Large
16-14x10x6

Block Info:

SF per Cube:	26
Cube Weight:	2,500 lbs
Surface:	Tumbled
Misc:	Sold by the full cube only. Each cube contains a combination of 3 sizes of wall blocks. Caps sold by piece.

Due to variations in printing, color selections should always be chosen from actual product samples.

WALL BLOCKS



KEYSTONE COMPAC® III

PRODUCT #	RW03186
DIMENSIONS (in.)	18
HEIGHT (in.)	8
DEPTH (in.)	12
PIECES PER CUBE	40
CUBE WEIGHT (lbs.)	3,300



LENZA

PRODUCT #	RW03151
DIMENSIONS (in.)	18
HEIGHT (in.)	5
DEPTH (in.)	9
SF PER CUBE	31
CUBE WEIGHT (lbs.)	2,675



MUNICH FULL BLOCK

PRODUCT #	RW03800
DIMENSIONS (in.)	12
HEIGHT (in.)	4
DEPTH (in.)	8
PIECES PER CUBE	128
CUBE WEIGHT (lbs.)	3,300



MUNICH WEDGE BLOCK

PRODUCT #	RW03802
DIMENSIONS (in.)	7/5
HEIGHT (in.)	4
DEPTH (in.)	8
PIECES PER CUBE	72
CUBE WEIGHT (lbs.)	1,100



STONEGATE®

PRODUCT #	RW03150
DIMENSIONS (in.)	SM: 6/4, MED: 12/10, LG: 16/14
HEIGHT (in.)	6
DEPTH (in.)	10
SF PER CUBE	26
CUBE WEIGHT (lbs.)	2,500



STONEGATE® CAP


PRODUCT #	RW03151
DIMENSIONS (in.)	8
HEIGHT (in.)	3
DEPTH (in.)	12
SF PER CUBE	126
CUBE WEIGHT (lbs.)	2,756




STONEGATE® (SIERRA)

PAVER INSTALLATION PATTERNS


4x8 Brick Pavers




HERRINGBONE 90




HERRINGBONE 45




BASKET-WEAVE



PARQUET




RUNNING BOND




STACK BOND

Mega Olde Towne




RANDOM RUNNING BOND




HERRINGBONE

Olde Towne




HERRINGBONE




RANDOM RUNNING BOND

Stonehurst




RANDOM RUNNING BOND




HERRINGBONE


Templehurst



RUNNING BOND



PARQUET



RANDOM



STONEHURST (GLACIER) & 4X8 (CHARCOAL)

PAVER APPLICATION MATRIX

PRODUCT		SIZE (WxL)	THICKNESS	PEDESTRIAN	LIGHT VEHICULAR	MEDIUM VEHICULAR	HEAVY VEHICULAR	PERMEABLE	ADA COMPLIANT
PAVERS									
PV21040	4x8 Brick	4x8	60mm	■	■	■			■
PV31040	4x8 Brick	4x8	80mm	■	■	■			■
PV21430F	Aristone 8x12	8x12	60mm	■	■				■
PV21440F	Aristone 12x12	12x12	60mm	■	■				■
PV21450F	Aristone 16x16	16x16	60mm	■					■
BN02020	Regular Bullnose	4x9	60mm	■					
BN02080	2-3/4" Remodel Bullnose	4x9	30mm	■					
BN02100	4" Remodel Bullnose	4x9	30mm	■					
PV21260	Hexagon	16" Hex	60mm	■					■
PV21330	Mega Olde Towne	6x9, 9x9, 9x12	60mm	■	■				■
PV31330	Mega Olde Towne	6x9, 9x9, 9x12	80mm	■	■				■
PV21340	Olde Towne	4x6, 6x6, 6x9	60mm	■	■	■			■
PV21385	Olde Towne 2pc	6x6, 6x9	60mm	■	■	■			■
PV21380	Olde Towne 6x9	6x9	60mm	■	■	■			■
PV21430	Park Plaza 8x12	8x12	60mm	■	■				■
PV21440	Park Plaza 12x12	12x12	60mm	■					■
PV21450	Park Plaza 16x16	16x16	60mm	■					■
PV21443	Park Plaza 12x24	12x24	60mm	■					■
PV41445	Park Plaza 12x24	12x24	100mm	■					■
PV214155	Park Plaza 24x24	24x24	60mm	■					■
PV21705	Plank 4x12	4x12	60mm	■	■				■
PV21710	Plank 4x16	4x16	60mm	■					■
PV31715	Plank Combo	4x12, 4x16	100mm	■	■	■			■
PV21490	Stonehurst	6x9, 9x9, 9x12	60mm	■	■				■
PV31490	Stonehurst	6x9, 9x9, 9x12	80mm	■	■				■
PV21040G	Shellstone 4x8	4x8	60mm	■					■
PV21420G	Shellstone 8x8	8x8	60mm	■					■
PV21430G	Shellstone 8x12	8x12	60mm	■					■
PV21440G	Shellstone 12x12	12x12	60mm	■					■
PV21450G	Shellstone 16x16	16x16	60mm	■					■
PV21210	Templehurst	9-1/4x12-1/2, 12-1/2x12-1/2, 12-1/2x22	60mm	■					■
PV31390	Tuscany	4x4	100mm	■	■	■			
PV2410	Ultra Combo	8-3/4x8-3/4, 8-3/4x12-3/4	60mm	■	■				■

PRODUCT		SIZE (WxL)	THICKNESS	PEDESTRIAN	LIGHT VEHICULAR	MEDIUM VEHICULAR	HEAVY VEHICULAR	PERMEABLE	ADA COMPLIANT
PORCELAIN									
PN1-0794	9x9	9x9	20mm	■					■
PN1-0795	9x18	9x18	20mm	■					■
PN1-088	24x24	24x24	20mm	■					■
PN1-0892	18x36	18x36	20mm	■					■
PN1-0887	12x24 Bullnose	12x24	20mm	■					■
PN1-0890P0106A	12x48 Etic Venice	12x48	20mm	■					■
ANTIQUED COLLECTION									
PV21040T	4x8 Brick Antiqued	4x8	60mm	■	■	■			■
PV21330T	Mega Olde Towne Antiqued	6x9, 9x9, 9x12	60mm	■	■				■
PV21340T	Olde Towne Antiqued	4x6, 6x6, 6x9	60mm	■	■	■			■
PV21385T	Olde Towne 2-pc Antiqued	6x6, 6x9	60mm	■	■	■			■
PV21380T	Olde Towne 6x9 Antiqued	6x9	60mm	■	■	■			■
PV21490T	Stonehurst Antiqued	6x9, 9x9, 9x12	60mm	■	■				■
REMODEL COLLECTION									
PV11040	4x8 Brick Remodel	4x8	30mm	■					■
PV11330	Mega Olde Towne Remodel	6x9, 9x9, 9x12	30mm	■					■
PV11340	Olde Towne Remodel	4x6, 6x6, 6x9	30mm	■					■
PV11490	Stonehurst Remodel	6x9, 9x9, 9x12	30mm	■					■
PV11410	Ultra Combo Remodel	8-3/4x8-3/4, 8-3/4x12-3/4	30mm	■					■
GREEN PAVERS									
EC03143	4x8 Permeable	4x8	80mm	■	■	■	■	■	■
PV21040E	4x8 Pervious	4x8	60mm	■	■				■
EC03144	Olde Towne Permeable	4x6, 6x6, 6x9	60mm	■	■	■		■	■
PV21340E	Olde Towne Pervious	4x6, 6x6, 6x9	60mm	■	■				■
EC04040	Turf Block	15-3/4x23-5/8	80mm	■	■			■	



FIRE PITS

Fire Pits

Standard Colors:



Autumn Blend



Glacier



Granite



Sand Dune



Sierra

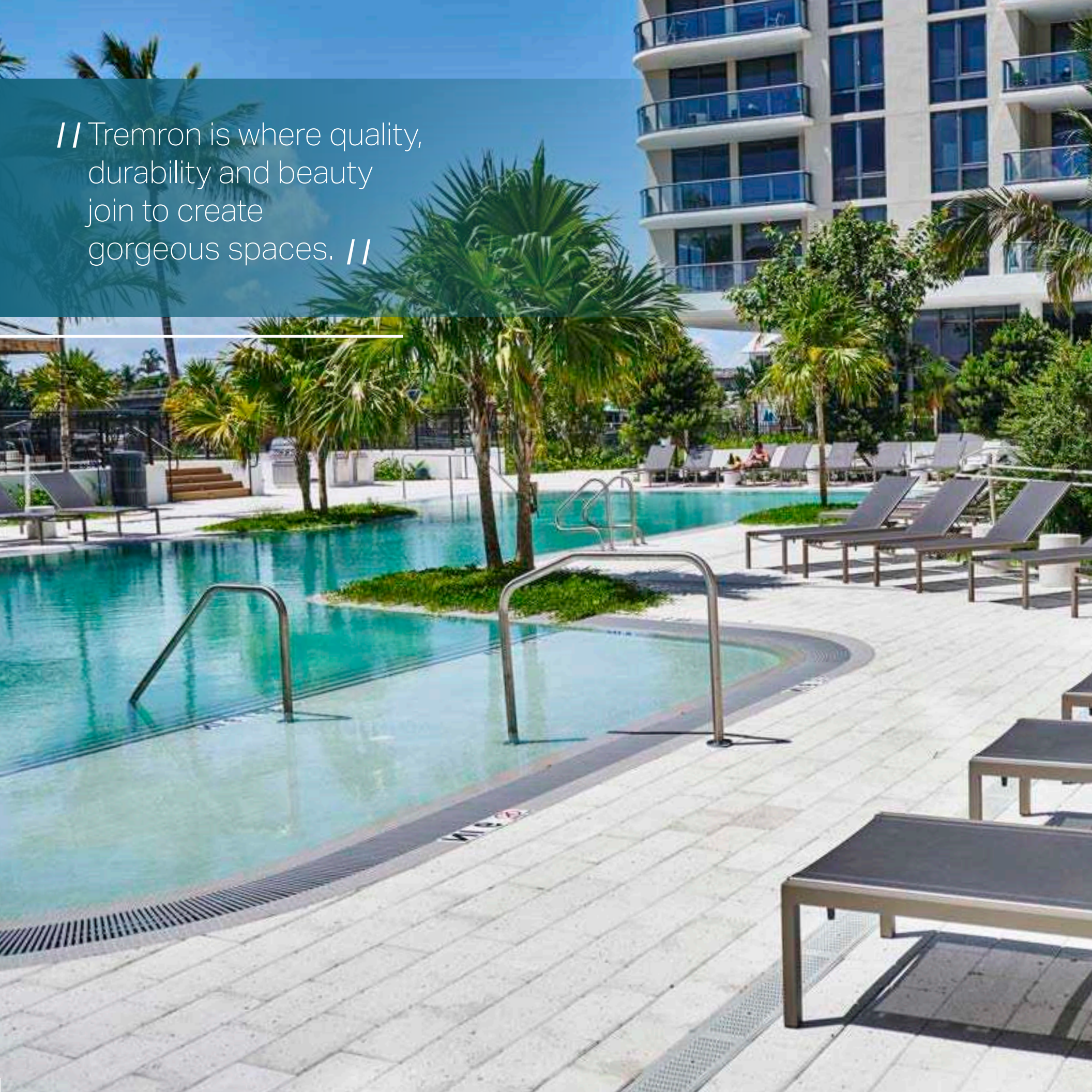
Create a natural gathering space for friends and family with a fire pit by Tremron. Whether you're roasting marshmallows over laughter and stories or sipping wine for two, memories are sure to be created year-after-year with this great feature added to your outdoor living space.

Size Chart:



Munich 30" Fire Pit Kit
Shown with optional Items:
Screen, Fire Pit Ring and Grill

Due to variations in printing, color selections should always be chosen from actual product samples.



// Tremron is where quality, durability and beauty join to create gorgeous spaces. //



SERVING THE SOUTHEAST

Design Centers

JACKSONVILLE
9440 Philips HWY, Ste 6
Jacksonville, FL 32256
(904) 886-1970

POMPANO
1251 NE 48th St
Pompano Beach, FL 33064
(954) 418-0000

ORLANDO
402 Northlake Blvd, #1030
Altamonte Springs, FL 32714
(407) 834-0997

NAPLES
2403 Trade Center Way, Ste 7
Naples, FL 34109
(239) 314-7395

Manufacturing Facilities

BOWMAN
150 Arista Rd
Bowman, SC 29018
(803) 829-1725

JACKSONVILLE
2885 St. Clair Street
Jacksonville, FL 32254
(904) 359-5900

ARCADIA
3144 Highway 17 NE
Arcadia, FL 34266
(863) 491-0990

LAKELAND
1030 Airport Rd
Lakeland, FL 33811
(863) 603-0995

POMPANO
1251 NE 48th St
Pompano Beach, FL 33064
(954) 418-0000

MIAMI
11321 NW 138th St
Medley, FL 33178
(305) 825-9000

Tremron, LLC ("Tremron"), having its headquarters located at Five Concourse Parkway, Atlanta, GA 30328, warrants its products to be of merchantable quality if installed in accordance with applicable ICPI (www.icpi.org) or NCMA (www.ncma.org) standards. The product is not warranted as suitable for any use or purpose other than for residential application and the purpose for which the product is generally intended. This warranty does not cover standard manufacturing variations, color variations/matching or efflorescence. Tremron is not responsible for installation of the product or defective conditions caused by installation, abuse, impact, abrasion or alteration of the product, earth-shifts, excessive or unforeseen site conditions, acts of God or application of de-icing salt or other chemicals to the product. Liability under this warranty, if the product is found to be defective, is LIMITED to the replacement of the defective product, or at Tremron's option, the refund of the purchase price of the defective product. Tremron does not guarantee that the shape or color will be available in the future and will provide an alternate shape or color from its current product line as determined by Tremron at the time of an accepted warranty claim. This warranty is valid for the 25 years from the date of the delivery of the product. This warranty is non-transferable. In the event of a claim under

this warranty, notice must be given to Tremron, together with original proof of purchase, at its headquarters by sending a letter to: Tremron, LLC a/s Warranties, Five Concourse Parkway, Atlanta, GA 30328. **THIS WARRANTY IS ISSUED AND ACCEPTED IN LIEU OF ANY AND ALL OTHER EXPRESS WARRANTIES AND EXPRESSLY EXCLUDES LIABILITY FOR LABOR, FREIGHT AND OTHER COSTS ASSOCIATED WITH REMOVAL AND REPLACEMENT OF THE DEFECTIVE PRODUCT AND FOR INDIRECT AND CONSEQUENTIAL DAMAGES.**

Due to variations in the printing and photographic processes, actual appearance and color of our products may differ from the appearance reflected in our website or in any of our brochures or other product literature and appearance and color may differ from one brochure or other product literature to the next. Please be advised that this warranty does not cover those appearances and color variations.

Once installed, our products are deemed accepted in terms of surface texture, shape, size, split face geometry, color, color blending and all other aesthetic features.

TREMRON® Customer Warranty

THE TREMRON GUARANTEE



TREMIRON.COM

©2024 The QUIKRETE Companies - Patents Pending. Tremron - 01/2024