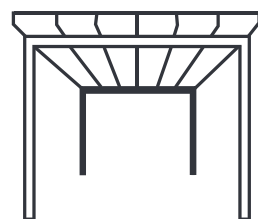




CREATE YOUR DREAM PATIO



RENAISSANCE
PATIO PRODUCTS

www.RenaissancePatio.com



THE RENAISSANCE PATIO STORY



After years of work installing every patio product on the market, we had one constant thought; these patios are just not good looking, they are hard to install, and not very strong, certainly, we can do better. That was the moment Renaissance Patio Products was born.

We discovered that by using higher quality materials with less labor spent in handling, we could offer patio covers that exceeded expectations, while keeping prices at a level nearly anyone can afford.

We set about designing each one of our product lines until there was nothing else that could be done to improve them, our goal; design and manufacture patios that we would be proud to install on any home.

We hope you see the care that went into each design, the thought behind each engineered connection, and the careful attention to aesthetic that is our guiding principle.





OLD-FASHIONED PATIO ROOFING

A BRIEF HISTORY OF PATIO COVERS



MODERN PATIO ROOFING

LET THE PEOPLE HAVE SHADE!

Aluminum Pan Roofing with Standard Aluminum Framing

People wanted shade, and they wanted it cheap, so the aluminum pan roof was born. The problems are many with this system but the most important: are that it cannot handle strong winds, or heavy snow loads, the system is unattractive, and the roofing is not insulated, so it will keep out the rain, but does little to cut down on heat and detracts from the look of your home.



PRO'S:

- ▶ Provides shade
- ▶ Keeps the rain out
- ▶ Cheap to install

CON'S:

- ▶ Highly Unattractive design that detracts from the look of your home
- ▶ Non-Insulated, heat comes straight through to the people below
- ▶ Weak engineering, cannot resist high winds or snow loads
- ▶ Built using off the shelf pieces, not a complete system, so connections are weak and unsightly
- ▶ Highly leak prone, requires frequent repair
- ▶ Poor materials quality leads to short lifespan
- ▶ Poor finish quality leads to high maintenance
- ▶ Hard to install correctly, produces far more issues than any other system

COST TO INSTALL IN YOUR AREA IS BETWEEN

\$ _____ PER SF AND \$ _____ PER SF

THEN CAME A BREAKTHROUGH

Insulated Aluminum Roofing with Standard Aluminum Framing

Insulated roofing added to standard aluminum beams makes standard insulated aluminum roofing an efficient choice for shade, keeping dry, and cutting down on heat in the summer. The downsides are mainly aesthetic, using exposed fasteners, standard aluminum screen beams, and an old-fashioned gutter system means standard insulated aluminum roofing looks more like a cheap add on than a structural addition.



PRO'S:

- ▶ Provides shade
- ▶ Keeps the rain out
- ▶ Insulated to keep the heat off of the people below
- ▶ High strength roof panels can resist high wind and snow loads
- ▶ High quality roof panels last virtually forever
- ▶ Less costly than decorative systems

CON'S:

- ▶ Unattractive design that detracts from the look of your home
- ▶ Built using off the shelf pieces, not a complete system, so connections are weak and unsightly
- ▶ Poor framing materials quality leads to short lifespan
- ▶ Poor framing finish quality leads to high maintenance
- ▶ Difficult installation methods produce poor quality results

COST TO INSTALL IN YOUR AREA IS BETWEEN

\$_____ PER SF AND \$_____ PER SF

AND SO THEY DRESSED IT UP

Aluminum-Wood Type Decorative Patio Roofing Kits

A full insulated roofing system dressed up to look like wood (kind of). The aluminum-wood type systems are pieces of thin, roll formed aluminum that are screwed to the beams that make up a standard insulated roofing system. These “dress up” kits look good from afar, but up close, have a cheap look, and tin can feel. Trying to be something you are not doesn't work well for people, and in this case, for patios either.



PRO'S:

- ▶ Provides shade
 - ▶ Keeps the rain out
 - ▶ Insulated to keep the heat off of the people below
 - ▶ High strength roof panels can resist high wind and snow loads
 - ▶ High quality roof panels last virtually forever
-
- ▶ Dresses up insulated roofing to give a “wood like” appearance, (if you stand far enough away)

CON'S:

- ▶ High cost for low quality “tin can” decorations
- ▶ Looks good from afar, but cheap appearance and feel up close
- ▶ Poor framing materials quality leads to short lifespan
- ▶ Poor framing finish quality leads to high maintenance
- ▶ Complex installation methods create maintenance issues

COST TO INSTALL IN YOUR AREA IS BETWEEN

\$ _____ PER SF AND \$ _____ PER SF

FINALLY, IT ACHIEVED ITS POTENTIAL

Renaissance Patio Covers, Screen Rooms, and Sunrooms

Our design process considered every aspect of patio construction. Using high strength connections, sculpted beams, covers for exposed fasteners, and an uncompromising take on looks, we were able to build a patio system that not only looks stunning, but is built to withstand the worst nature can throw at it. With a minimum of time spend in maintenance on your part, thanks to high quality finishing and fasteners that resist rust.



PRO'S:

- ▶ Provides shade
 - ▶ Keeps the rain out
 - ▶ Insulated to keep the heat off of the people below
 - ▶ High strength roof panels can resist high wind and snow loads
 - ▶ High quality roof panels last virtually forever
-
- ▶ Designed from scratch for beauty, we want to compliment your home, not detract from it
 - ▶ Sculpted aluminum beams, seamless connections, high impact nylon covers, combine to create a stunning look
 - ▶ Modern, custom gutter system for a complete patio design
 - ▶ All extruded aluminum construction
 - ▶ Baked on finish for a lifetime of good looks
 - ▶ Nylon Headed fasteners so you don't have to worry about rust
 - ▶ Simple and strong engineered connections for easy install and long life
 - ▶ Simple installation methods produce far better results and less maintenance issues
 - ▶ From Scratch engineering for a solid, long lasting patio

CON'S:

- ▶ More costly then standard aluminum structures, but a far smarter investment.





THE RENAISSANCE PRODUCT LINE

RENAISSANCE MODERNO PATIO ROOFING

Clean Lines, Modern Design, and major step up from the plain old patio roof gives your home a high end look and feel without the high end price tag.



MODERNO PATIO ROOF

1. High strength, insulated aluminum roof panels
2. Sculpted header
3. Sculpted posts
4. Custom post covers
5. Custom gutter system
6. Strong, but simple connections



FREESTANDING MODERNO PATIO ROOF



MODERNO PATIO ROOF WITH DOLCE SEAMLESS SCREEN WALLS

RENAISSANCE CONTEMPO PATIO COVER:

Decorative framed look, aluminum simplicity and a price you will love, means your patio can be both beautiful, and practical. Taking our Moderno Patio Roof, and adding decorative aluminum truss ends provides that extra touch that most patios are missing, and at the same price point as the "Aluminum-Wood" type products.



CONTEMPO PATIO ROOFING

1. Decorative truss ends provide a wood framed look and decorative appeal
2. High strength, insulated aluminum roof panels
3. Sculpted header
4. Sculpted posts
5. Custom post covers
6. Custom gutter system
7. Strong, but simple connections




FREESTANDING CONTEMPO PATIO ROOF



CONTEMPO PATIO ROOF WITH DOLCE SEAMLESS SCREEN WALLS

RENAISSANCE CLASSICO PATIO ROOFING:

The Classico is an uncompromising take on the traditional wood framed patio roof, with a full truss framing system that not only strengthens the structure, but gives it a flawlessly high-end look.



1. Decorative trusses protrude from the header, and return to your home to create a high end, fully framed appearance
2. High strength, insulated aluminum roof panels
3. Sculpted header
4. Sculpted posts
5. Custom post covers
6. Custom gutter system
7. Strong, but simple connections

CLASSICO PATIO ROOFING




FREESTANDING CLASSICO PATIO ROOF



CLASSICO PATIO ROOF WITH DOLCE SEAMLESS SCREEN WALLS

RENAISSANCE FRESCO PATIO COVERS:

Keeping your patio light, bright, airy, AND dry is now possible, thanks to the Fresco Patio Cover. Incorporating a decorative translucent pearl, polycarbonate roofing system means your patio can have 70% of the sun's light pass right through, while keeping out the rain and reducing heat transfer into the space by up to 60%.



FRESCO PATIO ROOFING

1. Pergola trusses provide a beautiful, natural look
2. Polycarbonate roofing lets in just the right amount of sun and keeps out the rain
3. Sculpted header
4. Sculpted posts
5. Custom post covers
6. Strong, but simple connections



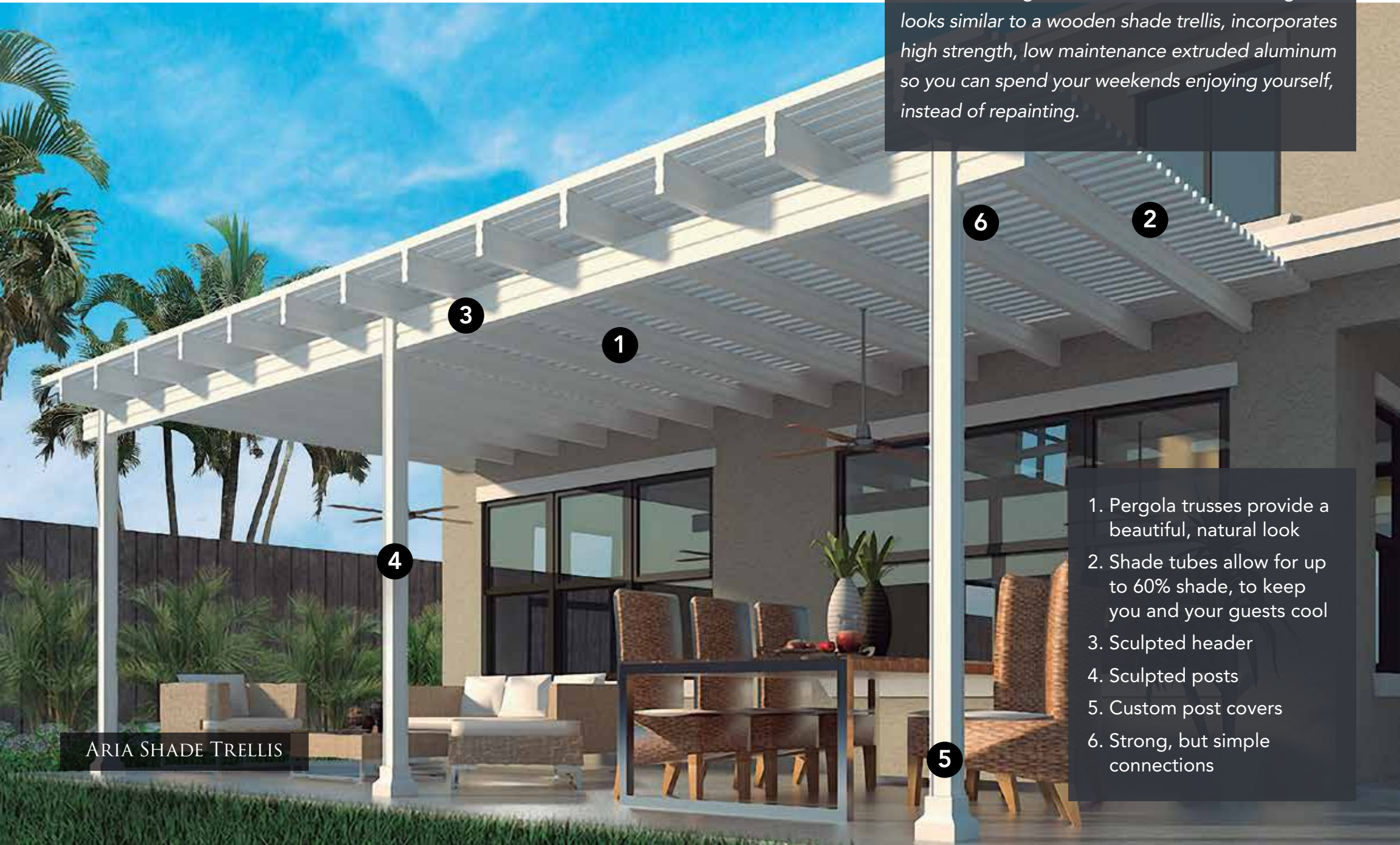
FREESTANDING FRESCO PATIO COVER



FRESCO PATIO COVER

RENAISSANCE ARIA SHADE TRELLIS:

The Aria shade trellis was designed from the ground up to serve two purposes, first, to be a stunning work of art in your backyard, and second, to provide shade so you can enjoy the outdoors all summer long. The Aria shade trellis, although it looks similar to a wooden shade trellis, incorporates high strength, low maintenance extruded aluminum so you can spend your weekends enjoying yourself, instead of repainting.



ARIA SHADE TRELLIS

1. Pergola trusses provide a beautiful, natural look
2. Shade tubes allow for up to 60% shade, to keep you and your guests cool
3. Sculpted header
4. Sculpted posts
5. Custom post covers
6. Strong, but simple connections



FREESTANDING ARIA SHADE TRELLIS



ARIA SHADE TRELLIS

RENAISSANCE DOLCE SEAMLESS SCREEN WALLS:

Designed from the ground up to be the most attractive screen wall system on the planet, the Dolce hides all of the screws and fasteners that make a standard screen wall look like an erector set.



DOLCE SEAMLESS SCREEN

1. Concealed fasteners at all connections keep your screen walls clean and spotless looking
2. Heavy gauge aluminum extrusion is 50% thicker than standard screen framing, which gives your patio a much stronger feel
3. Configure your screen walls to be fully open, or add a chair rail to give them a more traditional feel
4. High Strength, designer screen doors can handle abuse and last for a lifetime



DOLCE SEAMLESS SCREEN WALL SYSTEM IN PICTURE WINDOW CONFIGURATION



DOLCE SEAMLESS SCREEN WALL SYSTEM IN STANDARD CONFIGURATION

RENAISSANCE LUMINO SUNROOMS:

Love the outdoors, but don't always love the weather? Enclose your space with Claro Sunroom Walls. We designed our Claro Sunroom beams to allow any type of window or door to be installed in any one of our product lines, so, if you just want to keep the rain out, try Acrylic Sliding windows, or, if you want a indoors out room in the winter, fully insulated glass, the sky is the limit with the Claro Sunroom system.



LUMINO SUNROOMS

1. Completely custom framing design allows windows and doors to be installed into any Renaissance Patio Product
2. Heavy gauge aluminum extrusion allows windows and doors to fit seamlessly into your framing, creating a smooth and clean look
3. Configure your space to include horizontal sliding, single hung, or fixed glass windows
4. Custom door installation sections keep your rooms framing nice and clean



LUMINO SUNROOMS



LUMINO SUNROOMS

THE RENAISSANCE DIFFERENCE

	ALUMINUM PAN ROOFING	STANDARD INSULATED ALUMINUM ROOFING	ALUMAWOOD DECORATIVE PATIO ROOFING	RENAISSANCE PATIO COVERS
Code compliant	✓	✓	✓	✓
Protection from rain	✓	✓	✓	✓
Insulated to keep cool in summer	✗	✓	✓	✓
Exclusively high strength, no-rust, extruded aluminum beams	✗	✓	✗	✓
No maintenance, baked on finish	✗	✗	✓	✓
Patent pending system of construction, designed from scratch to work together	✗	✗	✗	✓
Rust preventing, nylon head fasteners	✗	✗	✗	✓
Beautiful, sculpted posts, header, trusses	✗	✗	✗	✓
High strength, custom, attachment to ground	✗	✗	✗	✓
Decorative, uv resistant, end caps and covers	✗	✗	✗	✓
Sculpted, uv resistant, high strength, decorative post covers	✗	✗	✗	✓
Integrated, decorative gutter system	✗	✗	✗	✓
Simple, clear installation methods	✗	✗	✗	✓
Lowest possible cost	✓	✓	✗	✗

RENAISSANCE OVERALL BENEFITS

	PATIO ROOFING			PATIO COVERS		SCREEN AND SUNROOMS	
	MODERNO PATIO ROOFING	CONTEMPO PATIO ROOFING	CLASSICO PATIO ROOFING	ARIA SHADE TRELLIS	FRESCO PATIO COVER	LINEA SEAMLESS SCREEN WALLS	LUMINO SUNROOMS
Protection from rain	✓	✓	✓	✗	✓	✗	✓
Insulated to keep cool in summer	✓	✓	✓	✗	✓	✗	✓
Decorative truss ends	✗	✓	✓	✓	✓	✓	✓
Decorative trusses under entire roofing system	✗	✗	✓	✓	✓	✓	✓
Integrated, decorative gutter system	✓	✓	✓	✗	✗	✗	✓
Keeps bugs out of your space	✗	✗	✗	✗	✓	✓	✓
Glass walls create a space that you can use all year	✗	✗	✗	✗	✗	✗	✓
Translucent polycarbonate roofing system to allow for a light and bright patio	✗	✗	✗	✗	✓	✗	✗



YOU HAVE MADE THE RIGHT CHOICE

"Price is what you pay, value is what you get."

- Warren Buffett



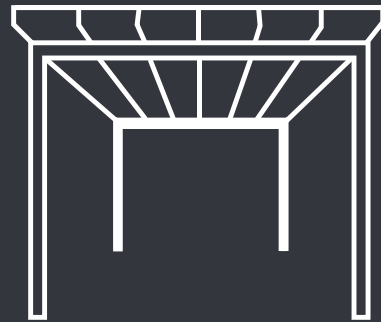
When it comes to choosing a patio, indoor–outdoor lifestyle is what it's about. Selecting the right style for your backyard is just as important as what you do for the inside of your home, all the while, enjoying the time you spend outdoors with your family and friends.

A wise investment is one that will last you a lifetime with a minimum of maintenance and upkeep. Choosing a Renaissance Patio – it's not only a smart choice, but one that adds value to your home, you won't have to worry about and it's designed to always be there for you.



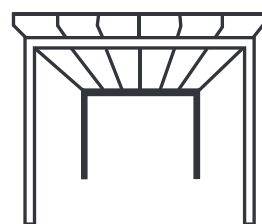
Thank you,

- The Renaissance Team



RENAISSANCE

PATIO PRODUCTS



RENAISSANCE
PATIO PRODUCTS

1-866-224-4891 • www.RenaissancePatio.com

EXCLUSIVELY DISTRIBUTED BY:

