

# **DIAMOND BRITE<sup>®</sup>**

## **EXPOSED AGGREGATE POOL FINISHES**

Complete Catalog of Quality Pool, Spa & Deck Finishes



**SGM**

Made in the U.S.A.



*There's more to a great pool finish  
than meets the eye...*

A truly outstanding pool finish is durable, comfortable, easily maintained, and it enhances your poolscape environment while complementing your home.

Whether you prefer the sparkling waves of the tropics, the cool, still waters of a mountain lake, or a storm front over the depths of the ocean, SGM has a water color to suit your design. Make your pool, spa, or water feature true to the environment you envision with the variety of water shades and pool finishes available.

With over four decades of experience, SGM will provide you with the highest quality quartz aggregate, natural pebble or polished marble finish for the luxury oasis of your dreams.



Cool Blue



# DIAMOND BRITE Jewels

## THE BEAUTY OF SPARKLING GEMSTONES IN A LUXURY POOL FINISH


The rich jewel tones of this premium pool finish replicate a wide expanse of water colors, from tropical waters and crisp mountain lakes to the rich dark blues of the ocean. Specially designed with a patent pending proprietary formula, the Diamond Brite Jewels finishes have unparalleled fade resistance and are highly UV stable. Through the years this will be the catalyst for keeping your rich, vibrant finish color as beautiful as when it was first installed.



Alabaster




Blue Topaz




Moonstone



Obsidian



Paraiba



Tanzanite

THERE'S MORE TO A GREAT POOL FINISH THAN MEETS THE EYE.  
 A GREAT POOL FINISH IS **DURABLE, SOFT TO THE TOUCH,**  
 EASY TO MAINTAIN AND ENHANCES YOUR POOLSCAPE ENVIRONMENT.  
**RIVER ROK FINISHES PROVIDE THAT AND MORE.**


River Rok natural pebble pool finish is an advanced blend of selected natural pebbles, premium aggregates and proprietary additives formulated to provide a tougher, attractive and time resistant surface for pool interiors. River Rok retains it's original finish after years of exposure to harsh pool elements.



Aqua Reef




Blue Granite



Blue Opal



Cool Seas



Emerald Black



French Blue




Granite



Harbor Gray



Imperial White



Lucayan Blue



Midnight Moon



Sapphire Bay



Serene Seas



Tahoe Mist



Tropical Blue

**River Rok**  
 Natural Pebble Pool Finish

# DIAMOND QUARTZ

100% COLORED QUARTZ AGGREGATE

Diamond Quartz brings nature and technology together by combining ceramic coated quartz crystals with rich, vibrant colors to bring lasting beauty to swimming pool interior surfaces and with traditional plastering materials on the job-site by the contractor. SGM Diamond Quartz does not bleed, rust or fade in the harsh swimming pool environment.



Blue



Teal



White



Gray



Black



Buff



Smoke



Plum



Tahoe Blue

# DIAMOND BRITE<sup>®</sup>

EXPOSED AGGREGATE POOL FINISHES



Blue Quartz

DIAMOND BRITE'S PREMIUM AND PROPRIETARY AGGREGATES ARE SPECIFICALLY FORMULATED TO GIVE YOUR POOL'S SURFACE A **UNIQUE** AND IMPRESSIVE MULTI-COLORED APPEARANCE THAT IS ENHANCED BY SUNLIGHT AND THE SURROUNDING ENVIRONMENT REVEALING A **COLORFUL, SLIP RESISTANT** AND EXTRAORDINARILY **DURABLE** POOL INTERIOR.



Classic



Ivory



Oyster Quartz



Commercial White

Specially formulated for commercial installations, the Commercial White finish offers a 10-year extended commercial warranty\*. This Diamond Brite product meets and exceeds industry and municipal standards for Total Solar Reflectance.



Aqua Blue



Marlin Blue



Onyx



French Gray



Blue



Cool Blue




Super Blue



Aqua Quartz




Tahiti Blue



Tahoe Blue




Midnight Blue



Verde

# DIAMOND BRITE® Watercolors

The Diamond Brite Watercolor Series is created by combining two or more Diamond Brite colors together, to create unique finishes which compliment any poolscape. Ask your SGM Factory Trained Applicator for more information.



Aegean Sea



Bahama Breeze



Cobalt



Cool Quartz



Grecian Slate



Isla Verde



Ocean Blue



Steel Blue

## Over the last four decades...

Diamond Brite exposed aggregate pool finishes have been specified for use in major water theme parks, international resorts, competition, commercial and residential pools throughout the world. This is a small excerpt of the facilities where Diamond Brite was installed by our factory trained applicators. For a complete list with finish colors please visit: [www.sgm.cc/pool-resource-library/pool\\_finish\\_reference\\_list](http://www.sgm.cc/pool-resource-library/pool_finish_reference_list)


• Alexandria YMCA - Alexandria, MN • Apple Valley Aquatic Center - Apple Valley, MN • Aqualea Resort Condominium Hotel - Clearwater Beach, FL • Aquatica by Seaworld - Orlando, FL • Artesia Aquatic Center - Artesia, NM • Beaver Hills Country Club - Cedar Falls, IA • Belle Fourche Community Center - Belle Fourche, SD • Big Rock Resort - Walker, MN • Blue Cypress Park - Jacksonville, FL • Boston Celtics Aquatic Facility - Boston, MA • Breezes Superclubs - Curacao • Broomfield Community Center - Broomfield, CO • Caesar's Palace Resort - South Lake Tahoe, NV • Camp Wayfarer - Flat Rock, NC • City of Garland Surf & Swim - Garland, TX • C&L Farley's Boy Ranch - Amarillo, TX • Columbus Wellness Center - Columbus, NE • Dallas Arboretum - Dallas, TX • Dallas Zoo - Sting Ray Exhibit - Dallas, TX • Diplomat Resort & Spa - Hollywood, FL • Elk Grove Community Center - Elk Grove, IL • Ellis/Picrme Military Housing - Fort Riley, KS • Evans Park Big Splash - Grove City, OH • Florida Hospital Health & Fitness Center - Orlando, FL • Foglia YMCA - Lake Zurich, IL • Flying Horse Athletic Club - Colorado Springs, CO • Geyser Falls Water Park - Philadelphia, MS • Grand Hyatt Kauai - Koloa, HI • Grapevine Colleyville Natatorium - Grapevine, TX • Hard Rock Hotel - Biloxi, MS • Hargrave Military Academy - Chatham, VA • Health Ridge Fitness Center - Olathe, KS • Hollandia Gardens - London, Ontario • James Island Splash Pad - Charleston, SC • Jay Peak Water Park - Jay, VT • Kalahari Waterpark & Convention Ctr. - Wisconsin Dells, WI • Lacoste High School - Chalmette, LA • Latrobe Park and Recreation Center - Latrobe, PA • Lifetime Fitness - Garden City, NY • Lion's Club Park Family Aquatic Center - Killeen, TX • Marian Center - Opa Locka, FL • Mohawk Hill Rehab - Carmel, IN • Mystic Bluffs Apartments - Bluffton, SC • National Aquatic Center - Nassau, Bahamas • Naval Spec Warfare Community Coastal Campus - Coronado, CA • Opryland USA - Dallas, TX • Orangelake Country Club - Kissimmee, FL • Ouray Hot Springs Pools - Ouray, CO • Our Lucaya Hotel - Grand Bahama Island • Owatonna Aquatic Center - Owatonna, MN • Paramount Carowinds Theme Park - Charlotte, NC • Park Hyatt Hotel - St. Kitts, WI • Pirates Cove Aquatic Center - Englewood, CO • Pop Century Disney Resort - Orlando, FL • Port Aventura - Barcelona, Spain • Quiet Waters Park - Deerfield Beach, FL • Radisson - St. Martin • RiNo Broadstone - Denver, CO • Salina YMCA - Salina, KS • San Juan PSJA Aquatic Center - San Juan, TX • Sea World - San Antonio, TX • Sheraton Bal Harbor - Bal Harbor, FL • Soho House - Albuquerque, NM • Soho House - Miami Beach, FL • South Shore High School - Chicago, IL • Spar Aquatic Center - Sulpher, LA • St. George's College - Middletown, RI • Stanwood YMCA - Stanwood, WA • Stonebridge Ranch Beach & Tennis Club - McKinney, TX • Stonegate Rec Center - Parker, CO • TCP Fitness Center - Ridgeland, MS • Texas Woman's University - Dallas, TX • The Dolphin Hotel at Disney - Orlando, FL • The Four Seasons Hotel - Kona, HI • Tuckers Point Club - Bermuda • University of Alabama - Tuscaloosa, AL • University of Puget Sound - Tacoma, WA • Viceroy Anguilla Resort - Anguilla, British West Indies • Villages of Adams Pointe - Mars, PA • Vintage Oaks Community Center - New Braunfels, TX • Watertown Community Center - Watertown, SD • West River Community Center - Dickinson, ND • White Bear YMCA - St. Paul, MN • Winstar Casino - Thackerville, OK • Xanadu Resort - Ankara, Turkey

# Durazzo™

Polished Marble Pool Finish




Arctic White




Cerulean Seas




French Gray



Gulf Blue



Ocean Floor



Slate

## EVERLASTING BEAUTY FOR YOUR DREAM POOLSCAPE

Durazzo offers an optimal range of color designs that are factory blended to perfection. Your pool can become an extension of your dreams. Durazzo pool finishes create a rugged, aesthetic and exceptionally smooth surface to transform your pool into an elegant display of natural beauty. And if you are so inclined, you can even custom blend our premium finish to invent an exquisite poolscape that truly begets originality.

# WATER COLOR GALLERY

## CHOOSE THE PERFECT WATER SHADE TO CREATE YOUR IDEAL POOLSCAPE

WHETHER YOU PREFER THE SPARKLING WAVES OF THE TROPICS, THE COOL, THE STILL WATERS OF A MOUNTAIN LAKE, OR A STORM FRONT OVER THE DEPTHS OF THE OCEAN, SGM, INC. HAS A WATER COLOR TO SUIT YOUR DESIGN.

MAKE YOUR POOL, SPA, OR WATER FEATURE TRUE TO THE ENVIRONMENT YOU ENVISION WITH THE VARIETY OF WATER SHADES AVAILABLE.

**POOL DEPTH**  
WILL CHANGE THE COLOR OF THE WATER

**SHALLOW AREAS**  
WILL APPEAR LIGHTER THAN DEEPER AREAS



LIGHT BLUE

*Diamond Brite:* Blue, Blue Quartz, Classic, Commercial White, Cool Blue, Ivory, Oyster Quartz  
*Diamond Brite Jewels:* Alabaster

*Diamond Brite Watercolors:* Cool Quartz  
*Durazzo:* Arctic White, Gulf Blue  
*River Rok:* Aqua Reef, Imperial White, Serene Seas



MEDIUM BLUE

*Diamond Brite:* Super Blue, Tahiti Blue, Tahoe Blue  
*River Rok:* Blue Granite, Cool Seas, Sapphire Bay, Tahoe Mist

*Diamond Brite Jewels:* Blue Topaz  
*Durazzo:* Ocean Floor



DARK BLUE

*Diamond Brite:* Midnight Blue  
*Diamond Brite Watercolors:* Aegean Sea, Bahama Breeze, Cobalt, Ocean Blue, Steel Blue  
*Durazzo:* Cerecian Seas

*Diamond Brite Jewels:* Tanzanite  
*River Rok:* Blue Opal, Midnight Moon, Tropical Blue, Lucayan Blue



TEAL / GREEN

*Diamond Brite:* Aqua Blue, Aqua Quartz, Marlin Blue, Verde  
*Diamond Brite Watercolors:* Isla Verde


*Diamond Brite Jewels:* Paraiba



GRAY

*Diamond Brite:* French Gray  
*Diamond Brite Watercolors:* Grecian Slate  
*River Rok:* French Blue, Granite, Harbor Gray

*Diamond Brite Jewels:* Moonstone  
*Durazzo:* French Gray



BLACK

*Diamond Brite:* Onyx  
*Durazzo:* Slate

*Diamond Brite Jewels:* Obsidian  
*River Rok:* Emerald Black

**LIGHTER FINISHES**  
KEEP POOL WATER COOLER

**DARKER FINISHES**  
KEEP POOL WATER WARMER

## BLUE SHADES OF WATER

ARE ACHIEVED WITH A WHITE, GRAY OR BLUE CEMENT BASE

## BLUE-GREEN SHADES OF WATER

ARE ACHIEVED WITH A GREEN, TAN, BROWN OR BLACK CEMENT BASE

## ALTER THE SHADES OF WATER COLOR

BY ADDING COLORED AGGREGATE, GLASS OR NATURAL PEBBLES TO THE BASE CEMENT COLOR

### Factory Trained Applicators (FTA)

SGM Swimming Pool, Spa & Deck Finishes set the industry standards for quality and excellence in exposed aggregate finishes. Our SGM FTA are experienced professionals that are carefully screened, qualified and evaluated upon completion of the SGM course work and training.



To find and contact a FTA around your area visit: [www.sgm.cc/factory-trained-applicator-locator](http://www.sgm.cc/factory-trained-applicator-locator)

Registering your SGM pool is simple, protects your investment and also ensures efficient warranty service. Please fill out the form on-line and you will receive a copy of the warranty to download and/or print.

Southern Grouts & Mortars, Inc. (herein referred to as SGM), warrants its products Diamond Brite, River Rok, Durazzo, Spray Deck and Ultra Pearl Brite solely against material failure from the date of installation for a period of 1 year. Customers may acquire an extended 5-year commercial\* or 10-year residential\*\* by successful completion and retention of the SGM on-line warranty\*\*\*.

*\*Commercial pools are defined as those not incorporated into single-family residences. Diamond Brite Commercial White is the only choice that offers a 10-year extended warranty for commercial installations.*

*\*\*Durazzo, Ultra Pearl Brite and Spray Deck materials offer a 5-year warranty for any project, residential or commercial.*

*\*\*\* SGM Extended Warranties are valid only in the Continental United States. Warranty is non-transferable. See warranty on-line for Terms & Conditions, and all limitations. Online warranty must be completed within 30 days of installation to be valid.*

To register your warranty on-line please visit: [www.sgm.cc/warranty](http://www.sgm.cc/warranty)

Consumers today pride themselves on being savvy on all aspects of buying decisions including brand awareness, value added products and services, and solid performance guarantee. We are providing this guide as reference to insure that you receive the best swimming pool finish for your upcoming investment to build or renovate your personal water feature, be it a pool, spa or fountain.

To insure you are getting the original SGM Diamond Brite™ or an original SGM pool finish, follow the tips below to help you in your buying process:

**1) Check your contract.** Make sure your bid does not include open ended statements such as "exposed aggregate finish". Avoid product substitutes by asking specifically for the SGM brand finish and color of your choice. For example: "Diamond Brite Cool Blue".

**2) Request a Factory Trained Applicator certificate,** which will verify their familiarity with SGM Pool finishes. It is also recommended to ask for contractor and other state backed license information with any contracted home improvement.

**3) Ask bidding companies for number of bags to be applied.** For proper SGM finish coverage, visit our on-line coverage calculator. If a company comes in with a lower bid on materials it could be a sign they are not using enough material or applying an inferior brand.

**4) Be on-site for installation.** Visually check that SGM brand products are on your job. (see product images on next page) many competitors match our color names and finished appearance but can not match our quality and formulation.

**5) Look for batch numbers and labels.** We label all products during the manufacturing process and test all products before being sold to market. (you will need the batch numbers to register your warranty).

**6) Register your warranty on-line.** The warranty is held with SGM, not the applicator, so if there is an issue with our product and not the application and or maintenance, you will be covered. It is important to list all batch numbers used on your project. This may include Bond Kote product if application is a refinish.



Photo Courtesy of Aqua Bella Designs, PA - Steel Blue

## CONSUMER'S GUIDE TO SGM SWIMMING POOL INSTALLATION SYSTEMS

### FROM SURFACE PREPARATION PRODUCTS, TO TILE & COPING SETTING MATERIALS, SGM COVERS ALL YOUR NEEDS WHEN IT COMES TO THE RESURFACE OF YOUR POOL OR SPA

SGM manufactures a wide variety of quality products to meet every need of the installation process from start to finish. Get what you pay for or pay for what you get - insist on SGM branded products. Please visit our website [www.sgm.cc](http://www.sgm.cc) for more information on SGM Swimming Pool Installation Systems, including worldwide applications, technical information and much more.



## POOL FINISH APPEARANCE VARIANCES

A new pool finish is an important decision for any homeowner, commercial property manager or public facility supervisor. There are many conditions that need to be taken into consideration so the right pool finish is chosen for your unique poolscape. One item to remember is that lighter finishes will keep the pool water cooler, while darker finishes absorb and hold the heat longer keeping the pool water warmer.

One of the first decisions to make is to choose the water color you desire for your pool. Once you have a water color in mind, your pool professional will be able to supply you with finish samples to review. The depth of your pool will also factor into your color selection. The sun shelf, beach entry or steps will have a much lighter color to the water than the deep end of your pool. Blue toned water will be achieved by using pool finishes with a base cement color of white, blue or gray. Blue-green toned water can be achieved with green, tan, black or brown base cement color. Varying degrees of water color tones are then derived by adding different colored aggregate, glass or natural pebbles to the base color.

Choosing the right texture for your pool finish, whether for residential or commercial use, is important for slip resistance and foot comfort. Finishes can be smooth, lightly or highly textured depending on the size of the aggregates, glass or pebbles in the finish and the amount of exposure the finish is given during the installation process.

Another factor that will affect your pool color is the landscape and immediate environment surrounding your pool. The reflective properties and chemistry of the water will alter the color of the pool depending on the following factors: the type of landscaping around the pool area, the time of day or year, weather conditions (cloudy, sunny, rainy), the color of the deck/pool tile and the size, shape and depth of the pool.



Photo Courtesy of Pyramid Pools, FL - Blue Opal

## One-Step SPRAY DECK

DECORATIVE CONCRETE FINISH

Spray Deck System combined with unique pattern templates can permanently imprint newly placed concrete with authentic textures to match architectural features or blend into the landscape. The finish can last the lifetime of the concrete and is durable, sanitary and easy to maintain.

### COLOR GUARD

Southcrete Color Guard is a unique water-based penetrating stain/sealer, designed to be used over One Step Spray Deck to ensure a long lasting finish. Excellent for reconditioning and renewing all existing concrete surfaces.



Sample colors are as accurate as modern printing can produce. Verify appearance with a test area before installation. Please request a Spray Deck key chain to make a color selection. Actual shade and texture will depend on job-site conditions, landscaping, mixing ratio, individual batches and installation methods. Use constitutes acceptance.

## GLASS MOSAIC TILE THIN SET




Photo Courtesy of TKI Pool Services, FL - Lucayan Blue



### Premium Latex-Portland Cement Mortar

Glass Mosaic Tile thin set is the ultimate one-step polymer fortified thin set mortar specifically designed for outdoor and wet environments. GMT provides superior adhesion to glass, mosaic tiles, porcelain, ceramic, and natural stone. Its unparalleled proprietary formulation makes it the perfect choice for setting tile in swimming pools, spas, water features and other areas with submerged applications. GMT produces an ultra-white finish that will enhance the look of glass, mosaic tiles and any translucent tile or stone. Now available in gray and the original white formula, GMT can be used in both commercial and residential applications.

## GETTING YOUR NEW POOL OR SPA OFF TO A HEALTHY START

In developing SGM finishes, we made ease of maintenance a top priority. Please make sure to register your warranty and read carefully our INITIAL FILL and BALANCING, and OPTIMUM POOL / SPA WATER CHEMISTRY CONDITION recommendations in order to obtain a successful start-up.

In accordance with the National Plasterers Council, Inc. ("NPC") standards, it is recommended that the following pool and spa water chemistry conditions be maintained on an on-going basis for the longevity of the interior pool and spa finish. These values are important to prevent corrosion, deterioration, discoloration, scaling or other problems. For more information refer to your local agency having jurisdiction or NPC.

Follow recommended fill and balancing procedures to ensure a successful start-up. Fill the pool completely and without interruption with clean, potable water. The use of a filter during filling is strongly recommended. The initial fill water is the most important water that the pool will receive and must be tested, recorded and adjusted according to the following parameters by an experienced pool professional. For the first thirty days (30) the pH and alkalinity must be monitored and adjusted (if applicable) every three (3) to five (5) days. All other chemicals monitored and adjusted (if applicable) every seven (7) to ten (10) days. The pool water must be tested regularly and documented monthly by a reputable company using a computerized system. Monitoring the pool water regularly will not only affect the new finish but will keep it looking like new. Improper water chemistry will void the limited residential / commercial warranty. It is recommended that a quality sequestering agent be used in the initial start-up in accordance with the manufacturer's instructions and then a recommended maintenance dosage per the sequestering agent's manufacturer instructions.

### START UP WATER CHEMISTRY RECOMMENDATIONS

**First Day:** Add sequestering agent upon initial fill per manufacturer's instructions. Adjust pH to 7.2 - 7.6 and total alkalinity to 80 -120 PPM. Dissolve chemicals completely in water and disperse throughout pool.

**Second Day:** Record pH, total alkalinity, calcium hardness and temperature levels. Adjust pH to 7.4 - 7.6 and total alkalinity to 80-120 PPM. Dissolve all chemicals completely in water before adding to pool, and allow sufficient time for each chemical to be fully dispersed before adding other chemicals. **DO NOT ADD CHLORINE.** Brush the entire pool twice daily for the first three days.

**Third Day:** Repeat steps from Second Day. Adjust chemistry to the following levels: Free Chlorine: 1.0 - 3.0 PPM / pH: 7.4 -7.6 / Total Alkalinity: 80 -120 PPM / Calcium Hardness: 200 - 400 PPM / Stabilizer: 30 - 60 PPM.

Adjust circulating pump timer to normal operating hours. Brush the pool walls and floor daily for the first two (2) weeks. Do not vacuum pool with wheeled vacuum for 14 days. Do not install an automatic pool cleaner for 28 days. Please make sure the water pH and alkalinity is balanced prior to use salt chlorine generators.

DAILY WATER CHEMISTRY AFTER 28 DAYS	
Description	Pool & Spa Water Levels
Free Chlorine: <i>Above 4.0 PPM may cause corrosion</i>	1.0 - 3.0 PPM
Total Chlorine:	1.0 - 3.0 PPM
pH:	7.4 - 7.6
Total Alkalinity:	80 - 120 PPM
Calcium Hardness:	200 - 400 PPM (200 is ideal)
Cyanuric Acid:	50 - 80 PPM
TDS:	300 - 1800 PPM (Non-Salt Pools)
Salt Level:	2500 - 3500 PPM (Salt Chlorination ONLY)

Maintain the water chemistry using the Langelier Saturation Index (LSI) maintained between 0.0 and +0.3. Test pool chemistry at weekly intervals and adjust as needed to maintain recommended levels (see chart above).

**Important Note:** these suggested guidelines are based on nationally recognized start-up procedures and feedback from our customers throughout the nation. They represent an average of what has worked best for the majority and does not guarantee you will not experience common plaster phenomenon such as staining, mottling, efflorescence and scale. Water supplies vary from one municipality to the next and therefore common sense, experience and good testing procedures must be followed.

SGM understands the importance of having qualified knowledgeable technical support and customer care. Our staff advises architects, engineers and contractors in the preparation of detailed methods including assisting with specification writing, recommendation of installation materials and detailing the features and benefits of SGM products. **Customer Service and Technical Assistance** is just a phone call away: **800.641.9247.**



## HIGH STRENGTH POOL RENDER




Photo Courtesy of JMC Pools, FL - Midnight Blue

### High Strength Render (HSR)

SGM's High Strength Pool Render (HSR) is a cementitious blend of proprietary admixtures and select aggregates that are factory blended to produce a consistent quality mix from batch to batch, eliminating additional costly job-site additives.

Engineered to be a versatile and exceptional strength thin / thick bed render, HSR can be used for bonded and non-bonded, conventional mortar beds where additional strength is desired. It is ideally suited for use as a render substrate for applications in wet areas (pools, spas, fountains, showers, etc.) and can be used in place of Type S or Type N mortars. It is best utilized for the following types of watertight jobs: leveling, patching, sealing, parge coats, underlayments and waterline tile prep.



The logo for SGM, consisting of the letters 'SGM' in a bold, red, sans-serif font.

Corporate Headquarters Office  
1502 SW 2nd Place  
Pompano Beach, FL 33069  
1.800.641.9247 [www.sgm.cc](http://www.sgm.cc)

SGM Plant City  
3303 State Road 574 West  
Plant City, FL 33563  
1.800.536.2873

SGM Texas  
3711 N. Highway 77  
Waxahachie, TX 75165  
972.576.2288